



Junos[®] OS

System Basics and Services Command Reference

Release
12.1



Published: 2012-03-13

Juniper Networks, Inc.
1194 North Mathilda Avenue
Sunnyvale, California 94089
USA
408-745-2000
www.juniper.net

This product includes the Envoy SNMP Engine, developed by Epilogue Technology, an Integrated Systems Company. Copyright © 1986-1997, Epilogue Technology Corporation. All rights reserved. This program and its documentation were developed at private expense, and no part of them is in the public domain.

This product includes memory allocation software developed by Mark Moraes, copyright © 1988, 1989, 1993, University of Toronto.

This product includes FreeBSD software developed by the University of California, Berkeley, and its contributors. All of the documentation and software included in the 4.4BSD and 4.4BSD-Lite Releases is copyrighted by the Regents of the University of California. Copyright © 1979, 1980, 1983, 1986, 1988, 1989, 1991, 1992, 1993, 1994. The Regents of the University of California. All rights reserved.

GateD software copyright © 1995, the Regents of the University. All rights reserved. Gate Daemon was originated and developed through release 3.0 by Cornell University and its collaborators. Gated is based on Kirton's EGP, UC Berkeley's routing daemon (routed), and DCN's HELLO routing protocol. Development of Gated has been supported in part by the National Science Foundation. Portions of the GateD software copyright © 1988, Regents of the University of California. All rights reserved. Portions of the GateD software copyright © 1991, D. L. S. Associates.

This product includes software developed by Maker Communications, Inc., copyright © 1996, 1997, Maker Communications, Inc.

Juniper Networks, Junos, Steel-Belted Radius, NetScreen, and ScreenOS are registered trademarks of Juniper Networks, Inc. in the United States and other countries. The Juniper Networks Logo, the Junos logo, and JunosE are trademarks of Juniper Networks, Inc. All other trademarks, service marks, registered trademarks, or registered service marks are the property of their respective owners.

Juniper Networks assumes no responsibility for any inaccuracies in this document. Juniper Networks reserves the right to change, modify, transfer, or otherwise revise this publication without notice.

Products made or sold by Juniper Networks or components thereof might be covered by one or more of the following patents that are owned by or licensed to Juniper Networks: U.S. Patent Nos. 5,473,599, 5,905,725, 5,909,440, 6,192,051, 6,333,650, 6,359,479, 6,406,312, 6,429,706, 6,459,579, 6,493,347, 6,538,518, 6,538,899, 6,552,918, 6,567,902, 6,578,186, and 6,590,785.

Junos® OS System Basics and Services Command Reference

Release 12.1

Copyright © 2012, Juniper Networks, Inc.

All rights reserved.

Revision History

February 2012—R1 Junos OS 12.1

The information in this document is current as of the date on the title page.

YEAR 2000 NOTICE

Juniper Networks hardware and software products are Year 2000 compliant. Junos OS has no known time-related limitations through the year 2038. However, the NTP application is known to have some difficulty in the year 2036.

END USER LICENSE AGREEMENT

The Juniper Networks product that is the subject of this technical documentation consists of (or is intended for use with) Juniper Networks software. Use of such software is subject to the terms and conditions of the End User License Agreement ("EULA") posted at <http://www.juniper.net/support/eula.html>. By downloading, installing or using such software, you agree to the terms and conditions of that EULA.

Abbreviated Table of Contents

	About This Guide	xxi
Part 1	Monitoring and Testing Tools	
Chapter 1	Connectivity Operational Mode Commands	3
Chapter 2	Interface Diagnostics Operational Mode Commands	33
Chapter 3	RADIUS Diagnostics Operational Mode Commands	53
Chapter 4	Real-Time Performance Monitoring Operational Mode Commands	61
Chapter 5	Real-Time Router Monitoring Operational Mode Commands	77
Part 2	System Management	
Chapter 6	Accounting Operational Mode Commands	141
Chapter 7	Chassis Operational Mode Commands	165
Chapter 8	Command-Line Interface Operational Mode Commands	659
Chapter 9	File Management Operational Mode Commands	681
Chapter 10	Packet Forwarding Engine Operational Mode Commands	703
Chapter 11	Remote System Access Operational Mode Commands	775
Chapter 12	Simple Network Management Protocol Operational Mode Commands ..	781
Chapter 13	System Software Operational Mode Commands	813
Chapter 14	Virtual Chassis Operational Mode Commands	1405
Part 3	Class of Service	
Chapter 15	Class-of-Service Operational Mode Commands	1443
Part 4	Services	
Chapter 16	Generic Services Operational Mode Commands	1527
Chapter 17	Border Signaling Gateway Operational Mode Commands	1537
Chapter 18	Compressed Real-Time Transport Protocol Operational Mode Commands	1579
Chapter 19	CoS Services Operational Mode Commands	1587
Chapter 20	Data Link Switching Operational Mode Commands	1593
Chapter 21	Diameter Base Protocol Operational Mode Commands	1607
Chapter 22	Distributed Denial-of-Service Protection Operational Mode Commands	1649
Chapter 23	Dynamic Application Awareness Operational Mode Commands	1685

Chapter 24	Flow Collection and Monitoring Operational Mode Commands	1707
Chapter 25	Intrusion Detection Service Operational Mode Commands	1771
Chapter 26	IP Security Operational Mode Commands	1785
Chapter 27	Layer 2 Tunneling Protocol Operational Mode Commands	1859
Chapter 28	Link Services Operational Mode Commands	1903
Chapter 29	Load Balancing Operational Mode Commands	1909
Chapter 30	Mobile IP Operational Mode Commands	1913
Chapter 31	Network Address Translation Operational Mode Commands	1925
Chapter 32	PGCP Operational Mode Commands for the BGF Feature	1941
Chapter 33	PTSP Operational Mode Commands	1993
Chapter 34	Service Sets Operational Mode Commands	2009
Chapter 35	Softwire Operational Mode Commands	2029
Chapter 36	Stateful Firewall Operational Mode Commands	2035
Part 5	Index	
	Index	2077
	Index of Statements and Commands	2101

Table of Contents

	About This Guide	xxi
	Junos OS Documentation and Release Notes	xxi
	Objectives	xxi
	Audience	xxii
	Supported Platforms	xxiii
	Using the Indexes	xxiii
	Documentation Conventions	xxiii
	Documentation Feedback	xxv
	Requesting Technical Support	xxv
	Self-Help Online Tools and Resources	xxvi
	Opening a Case with JTAC	xxvi
Part 1	Monitoring and Testing Tools	
Chapter 1	Connectivity Operational Mode Commands	3
	ping	4
	ping atm	8
	ping clns	10
	ping mpls l2circuit	12
	ping mpls l2vpn	15
	ping mpls l3vpn	18
	ping mpls ldp	20
	ping mpls lsp-end-point	23
	ping mpls rsvp	25
	ping vpls instance	30
Chapter 2	Interface Diagnostics Operational Mode Commands	33
	test interface ds0-bert-start	35
	test interface ds0-bert-stop	36
	test interface e1-bert-start	37
	test interface e1-bert-stop	38
	test interface e3-bert-start	39
	test interface e3-bert-stop	40
	test interface fdl-line-loop	41
	test interface fdl-payload-loop	43
	test interface feac-loop-initiate	44
	test interface feac-loop-terminate	45
	test interface inband-line-loop	46
	test interface inband-payload-loop	47
	test interface restart-auto-negotiation	48
	test interface t1-bert-start	49

	test interface t1-bert-stop	50
	test interface t3-bert-start	51
	test interface t3-bert-stop	52
Chapter 3	RADIUS Diagnostics Operational Mode Commands	53
	test access profile	54
	test access radius-server	58
Chapter 4	Real-Time Performance Monitoring Operational Mode Commands	61
	clear services rpm twamp server connection	62
	show services rpm active-servers	63
	show services rpm history-results	64
	show services rpm probe-results	67
	show services rpm twamp server connection	73
	show services rpm twamp server session	75
Chapter 5	Real-Time Router Monitoring Operational Mode Commands	77
	monitor ethernet delay-measurement	79
	monitor ethernet loss-measurement	84
	monitor interface	89
	monitor label-switched-path	99
	monitor list	102
	monitor start	103
	monitor stop	105
	monitor traffic	106
	mtrace	115
	mtrace from-source	118
	mtrace monitor	121
	mtrace to-gateway	123
	traceroute	126
	traceroute monitor	130
	traceroute mpls ldp	132
	traceroute mpls rsvp	135
Part 2	System Management	
Chapter 6	Accounting Operational Mode Commands	141
	clear lldp neighbor	142
	clear lldp statistics	143
	show lldp	144
	show lldp local-information	147
	show lldp neighbors	149
	show lldp remote-global-statistics	153
	show lldp statistics	155
	show accounting profile	157
	show accounting records	161
Chapter 7	Chassis Operational Mode Commands	165
	clear chassis display message	172
	request chassis cb	174
	request chassis ccg	176

request chassis cfeb	177
request chassis clock master switch	178
request chassis cip	179
request chassis fabric plane	180
request chassis feb	182
request chassis fpc	183
request chassis fpm resync	186
request chassis lcc	188
request chassis mcs	189
request chassis pcg	190
request chassis pic	191
request chassis mic	194
request chassis redundancy feb slot	195
request chassis routing-engine master	196
request chassis scg	200
request chassis sfm	201
request chassis sfm master switch	202
request chassis sib	203
request chassis sib f13 train-link-receive slot	205
request chassis sib f13 train-link-transmit slot	206
request chassis sib train-link-receive slot	207
request chassis sib train-link-transmit slot	208
request chassis spmb restart	209
request chassis ssb master switch	210
request chassis synchronization mode	211
request chassis synchronization switch	212
set chassis display message	214
show chassis alarms	217
show chassis cfeb	223
show chassis cip	225
show chassis craft-interface	227
show chassis environment	236
show chassis environment cb	264
show chassis environment ccg	279
show chassis environment cip	281
show chassis environment fpc	283
show chassis environment fpm	301
show chassis environment mcs	306
show chassis environment monitored	308
show chassis environment pcg	309
show chassis environment pdu	311
show chassis environment pem	314
show chassis environment routing-engine	321
show chassis environment scg	325
show chassis environment sfm	330
show chassis environment sib	334
show chassis ethernet-switch	357
show chassis fan	377
show chassis fabric feb	381

show chassis fabric errors	382
show chassis fabric fpcs	385
show chassis fabric map	405
show chassis fabric plane	412
show chassis fabric plane-location	435
show chassis fabric sibs	438
show chassis fabric summary	448
show chassis fabric topology	452
show chassis feb	468
show chassis firmware	471
show chassis forwarding	478
show chassis fpc	480
show chassis fpc-feb-connectivity	501
show chassis hardware	503
show chassis in-service-upgrade	565
show chassis lccs	567
show chassis location	568
show chassis mac-addresses	572
show chassis network services	576
show chassis pic	577
show chassis power-ratings	587
show chassis power	590
show chassis power sequence	597
show chassis psd	598
show chassis redundancy feb	599
show chassis routing-engine	602
show chassis scb	616
show chassis sfm	618
show chassis sibs	621
show chassis spmb	628
show chassis spmb sibs	636
show chassis ssb	641
show chassis synchronization	643
show chassis temperature-thresholds	647
show chassis zones	654
show chassis zones (PTX Series Packet Transport Switches)	656
Chapter 8 Command-Line Interface Operational Mode Commands	659
clear cli logical-system	661
set cli complete-on-space	662
set cli directory	663
set cli idle-timeout	664
set cli logical-system	665
set cli prompt	666
set cli restart-on-upgrade	667
set cli screen-length	668
set cli screen-width	669
set cli terminal	670
set cli timestamp	671

	set date	672
	show cli	673
	show cli authorization	675
	show cli directory	678
	show cli history	679
Chapter 9	File Management Operational Mode Commands	681
	clear log	683
	file archive	684
	file checksum md5	686
	file checksum sha1	687
	file checksum sha-256	688
	file compare	689
	file copy	692
	file delete	694
	file list	695
	file rename	697
	file show	699
	show log	701
Chapter 10	Packet Forwarding Engine Operational Mode Commands	703
	show pfe cfeb	705
	show pfe feb	708
	show pfe fpc	711
	show pfe fwdd	718
	show pfe lcc	721
	show pfe next-hop	724
	show pfe route	728
	show pfe scb	733
	show pfe sfm	735
	show pfe ssb	737
	show pfe statistics dma	740
	show pfe statistics error	744
	show pfe statistics ip	747
	show pfe statistics ip6	750
	show pfe statistics notification	753
	show pfe statistics pio	755
	show pfe statistics traffic	757
	show pfe statistics traffic protocol bfd	761
	show pfe statistics traffic protocol cfm	764
	show pfe statistics traffic protocol lfm	766
	show pfe terse	768
	show pfe resource usage memory	770
	show pfe version	773
Chapter 11	Remote System Access Operational Mode Commands	775
	ssh	776
	telnet	778

Chapter 12	Simple Network Management Protocol Operational Mode Commands . . . 781
	clear snmp statistics 782
	request snmp spoof-trap 784
	show snmp health-monitor 790
	show snmp inform-statistics 797
	show snmp mib 799
	show snmp rmon 802
	show snmp statistics 806
	show snmp v3 810
Chapter 13	System Software Operational Mode Commands 813
	clear arp 821
	clear dhcp server binding 822
	clear dhcp server statistics 825
	clear dhcp statistics 827
	clear dhcpv6 server binding 828
	clear dhcpv6 server statistics 830
	clear dhcpv6 statistics 831
	clear network-access aaa statistics 832
	clear network-access aaa subscriber 834
	clear system commit 835
	clear system reboot 836
	clear system services dhcp binding 839
	clear system services dhcp conflict 840
	clear system services dhcp statistics 841
	configure 842
	op 844
	request dhcp server reconfigure 846
	request dhcpv6 server reconfigure 848
	request message 850
	request network-access aaa subscriber add session-id 851
	request network-access aaa subscriber delete session-id 853
	request network-access aaa subscriber modify session-id 855
	request routing-engine login 856
	request services static-subscribers login group 858
	request services static-subscribers login interface 859
	request services static-subscribers logout group 860
	request services static-subscribers logout interface 861
	request support information 862
	request system configuration rescue delete 868
	request system configuration rescue save 869
	request system firmware 870
	request system halt 871
	request system license add 876
	request system license delete 877
	request system license save 878
	request system logout 879
	request system partition abort 880
	request system partition hard-disk 882

request system power-off	884
request system reboot	888
request system scripts convert	892
request system snapshot	893
request system software abort	899
request system software add	902
request system software delete	909
request system software delete-backup	912
request system software in-service-upgrade	913
request system software in-service-upgrade (MX Series 3D Universal Edge Routers)	917
request system software rollback	930
request system software validate	933
request system software validate-in-service-upgrade	935
request system storage cleanup	938
restart	947
show arp	957
show configuration	959
show database-replication statistics	962
show database-replication summary	964
show dhcp server binding	966
show dhcp server statistics	970
show dhcp statistics	973
show dhcpv6 server binding	975
show dhcpv6 server statistics	980
show dhcpv6 statistics	983
show host	985
show network-access aaa radius-servers	986
show network-access aaa statistics	990
show network-access aaa statistics authentication	993
show network-access aaa subscribers	996
show network-access aaa subscribers session-id	999
show network-access address-assignment pool	1003
show ntp associations	1004
show ntp status	1006
show static-subscribers sessions	1007
show subscribers	1009
show system alarms	1022
show system audit	1023
show system autoinstallation status	1030
show system boot-messages	1031
show system buffers	1038
show system commit	1044
show system configuration archival	1046
show system configuration rescue	1047
show system connections	1049
show system core-dumps	1067
show system directory-usage	1080
show system firmware	1084

show system license	1086
show system memory	1089
show system name-resolution	1114
show system processes	1116
show system queues	1141
show system reboot	1147
show system rollback	1150
show system services dhcp binding	1152
show system services dhcp conflict	1155
show system services dhcp global	1156
show system services dhcp pool	1158
show system services dhcp statistics	1160
show system services service-deployment	1162
show system snapshot	1163
show system software	1166
show system statistics	1174
show system statistics arp	1208
show system statistics clns	1214
show system statistics esis	1219
show system statistics icmp	1223
show system statistics icmp6	1227
show system statistics igmp	1232
show system statistics ip	1235
show system statistics ip6	1243
show system statistics mpls	1250
show system statistics rdp	1254
show system statistics tcp	1258
show system statistics tnp	1266
show system statistics tudp	1272
show system statistics udp	1275
show system statistics vpls	1278
show system storage	1283
show system subscriber-management summary	1289
show system switchover	1291
show system uptime	1295
show system users	1299
show system virtual-memory	1303
show task	1360
show task io	1362
show task memory	1364
show task replication	1368
show version	1370
show version invoke-on	1380
start shell	1392
test aaa authd-lite user	1394
test aaa dhcp user	1397
test aaa ppp user	1400
test configuration	1403

Chapter 14	Virtual Chassis Operational Mode Commands	1405
	request virtual-chassis member-id delete (MX Series Virtual Chassis)	1407
	request virtual-chassis member-id set (MX Series Virtual Chassis)	1408
	request virtual-chassis routing-engine master switch (MX Series Virtual Chassis)	1409
	request virtual-chassis vc-port delete (MX Series Virtual Chassis)	1411
	request virtual-chassis vc-port set (MX Series Virtual Chassis)	1413
	show virtual-chassis active-topology (MX Series Virtual Chassis)	1415
	show virtual-chassis device-topology (MX Series Virtual Chassis)	1417
	show virtual-chassis protocol adjacency (MX Series Virtual Chassis)	1419
	show virtual-chassis protocol database (MX Series Virtual Chassis)	1423
	show virtual-chassis protocol interface (MX Series Virtual Chassis)	1428
	show virtual-chassis protocol route (MX Series Virtual Chassis)	1431
	show virtual-chassis protocol statistics (MX Series Virtual Chassis)	1434
	show virtual-chassis status (MX Series Virtual Chassis)	1437
	show virtual-chassis vc-port (MX Series Virtual Chassis)	1439
Part 3	Class of Service	
Chapter 15	Class-of-Service Operational Mode Commands	1443
	show class-of-service	1446
	show class-of-service adaptive-shaper	1448
	show class-of-service classifier	1449
	show class-of-service code-point-aliases	1451
	show class-of-service drop-profile	1453
	show class-of-service fabric scheduler-map	1455
	show class-of-service fabric statistics	1457
	show class-of-service forwarding-class	1459
	show class-of-service forwarding-table	1461
	show class-of-service forwarding-table classifier	1464
	show class-of-service forwarding-table classifier mapping	1466
	show class-of-service forwarding-table drop-profile	1467
	show class-of-service forwarding-table fabric scheduler-map	1469
	show class-of-service forwarding-table loss-priority-map	1471
	show class-of-service forwarding-table loss-priority-map mapping	1473
	show class-of-service forwarding-table rewrite-rule	1474
	show class-of-service forwarding-table rewrite-rule mapping	1476
	show class-of-service forwarding-table scheduler-map	1477
	show class-of-service fragmentation-map	1479
	show class-of-service interface	1481
	show class-of-service interface-set	1504
	show class-of-service l2tp-session	1506
	show class-of-service loss-priority-map	1508
	show class-of-service loss-priority-rewrite	1510
	show class-of-service rewrite-rule	1511
	show class-of-service routing-instance	1513
	show class-of-service scheduler-map	1514
	show class-of-service traffic-control-profile	1516
	show class-of-service translation-table	1519

	show class-of-service virtual-channel	1523
	show class-of-service virtual-channel-group	1524
Part 4	Services	
Chapter 16	Generic Services Operational Mode Commands	1527
	clear services flows	1528
	show services flows	1531
Chapter 17	Border Signaling Gateway Operational Mode Commands	1537
	clear services border-signaling-gateway denied-messsages	1539
	clear services border-signaling-gateway name-resolution-cache	1540
	clear services border-signaling-gateway registrations statistics	1541
	clear services border-signaling-gateway registrations subscription	1542
	clear services border-signaling-gateway statistics	1543
	show services border-signaling-gateway address-of-record bindings	1544
	show services border-signaling-gateway admission-control	1547
	show services border-signaling-gateway by-contact	1549
	show services border-signaling-gateway by-request-uri	1551
	show services border-signaling-gateway calls by-server	1554
	show services border-signaling-gateway calls by-service-point	1556
	show services border-signaling-gateway calls-duration by-server	1558
	show services border-signaling-gateway calls-duration by-service-point	1561
	show services border-signaling-gateway calls-failed by-server	1564
	show services border-signaling-gateway calls-failed by-service-point	1567
	show services border-signaling-gateway denied-messages	1570
	show services border-signaling-gateway name-resolution-cache	1571
	show services border-signaling-gateway registrations	1573
	show services border-signaling-gateway routing-blacklist	1575
	show services border-signaling-gateway status	1576
Chapter 18	Compressed Real-Time Transport Protocol Operational Mode Commands	1579
	clear services crtp statistics	1580
	show services crtp	1581
	show services crtp flows	1584
Chapter 19	CoS Services Operational Mode Commands	1587
	clear services cos statistics	1588
	show services cos statistics	1589
Chapter 20	Data Link Switching Operational Mode Commands	1593
	clear dlsw reachability	1594
	show dlsw capabilities	1595
	show dlsw circuits	1596
	show dlsw peers	1598
	show dlsw reachability	1600
	show llc2 redundancy	1601
	show llc2 redundancy interface statistics	1603
	show llc2 redundancy mac-translation	1604
	show llc2 redundancy track	1605

Chapter 21	Diameter Base Protocol Operational Mode Commands	1607
	clear diameter function statistics	1609
	clear diameter peer	1610
	clear network-access gx-plus replay	1611
	clear network-access gx-plus statistics	1612
	show diameter	1613
	show diameter function	1619
	show diameter function statistics	1623
	show diameter instance	1626
	show diameter network-element	1628
	show diameter network-element map	1631
	show diameter peer	1634
	show diameter peer map	1638
	show diameter peer statistics	1641
	show diameter route	1645
	show network-access gx-plus	1647
Chapter 22	Distributed Denial-of-Service Protection Operational Mode Commands	1649
	clear ddos-protection protocols	1650
	show ddos-protection protocols	1651
	show ddos-protection protocols parameters	1663
	show ddos-protection protocols statistics	1670
	show ddos-protection protocols violations	1680
	show ddos-protection statistics	1682
	show ddos-protection version	1683
Chapter 23	Dynamic Application Awareness Operational Mode Commands	1685
	clear services application-identification application-system-cache	1687
	clear services application-aware-access-list statistics	1688
	clear services application-identification counter	1689
	clear services flows ip-action	1690
	clear services local-policy-decision-function statistics	1691
	show services application-aware-access-list flows	1692
	show services application-aware-access-list statistics	1695
	show services application-identification application-system-cache	1697
	show services application-identification counter	1699
	show services local-policy-decision-function flows	1702
	show services local-policy-decision-function statistics	1704
Chapter 24	Flow Collection and Monitoring Operational Mode Commands	1707
	clear services dynamic-flow-capture	1710
	clear passive-monitoring statistics	1711
	clear services flow-collector statistics	1712
	request services flow-collector change-destination primary interface	1713
	request services flow-collector change-destination secondary interface	1714
	request services flow-collector test-file-transfer	1715
	show forwarding-options next-hop-group	1716
	show forwarding-options port-mirroring	1719
	show passive-monitoring error	1721

	show passive-monitoring flow	1723
	show passive-monitoring memory	1725
	show passive-monitoring status	1727
	show passive-monitoring usage	1729
	show services accounting aggregation	1731
	show services accounting aggregation template	1735
	show services accounting errors	1736
	show services accounting flow	1738
	show services accounting flow-detail	1741
	show services accounting memory	1746
	show services accounting packet-size-distribution	1748
	show services accounting status	1750
	show services accounting usage	1752
	show services dynamic-flow-capture content-destination	1754
	show services dynamic-flow-capture control-source	1756
	show services dynamic-flow-capture statistics	1758
	show services flow-collector file interface	1761
	show services flow-collector input interface	1763
	show services flow-collector interface	1765
Chapter 25	Intrusion Detection Service Operational Mode Commands	1771
	clear services ids	1772
	clear services ids destination-table	1773
	clear services ids pair-table	1774
	clear services ids source-table	1775
	show services ids	1776
Chapter 26	IP Security Operational Mode Commands	1785
	clear ike security-associations	1788
	clear ipsec security-associations	1789
	clear security pki ca-certificate	1791
	clear security pki certificate-request	1792
	clear security pki crl	1793
	clear security pki key-pair	1794
	clear security pki local-certificate	1795
	clear services ipsec-vpn certificates	1796
	clear services ipsec-vpn ike security-associations	1797
	clear services ipsec-vpn ipsec statistics	1798
	clear services ipsec-vpn ipsec security-associations	1799
	request security certificate (signed)	1800
	request security certificate (unsigned)	1801
	request security key-pair	1802
	request security pki ca-certificate enroll	1803
	request security pki ca-certificate load	1804
	request security pki ca-certificate verify	1805
	request security pki crl load	1806
	request security pki generate-certificate-request	1807
	request security pki generate-key-pair	1809
	request security pki local-certificate enroll	1810
	request security pki local-certificate generate-self-signed	1812

	request security pki local-certificate load	1813
	request security pki local-certificate verify	1814
	request ipsec switch	1815
	request services ipsec-vpn ipsec switch tunnel	1816
	show security keychain	1817
	request system certificate add	1820
	show ike security-associations	1821
	show ipsec certificates	1825
	show ipsec redundancy	1828
	show ipsec security-associations	1830
	show security pki ca-certificate	1833
	show security pki certificate-request	1837
	show security pki crl	1839
	show security pki local-certificate	1841
	show services ipsec-vpn certificates	1844
	show services ipsec-vpn ike security-associations	1847
	show services ipsec-vpn ipsec security-associations	1851
	show services ipsec-vpn ipsec statistics	1854
	show system certificate	1857
Chapter 27	Layer 2 Tunneling Protocol Operational Mode Commands	1859
	clear services l2tp destination	1861
	clear services l2tp multilink	1862
	clear services l2tp session	1863
	clear services l2tp session statistics	1865
	clear services l2tp tunnel	1867
	clear services l2tp tunnel statistics	1869
	show services l2tp destination	1871
	show services l2tp multilink	1874
	show services l2tp radius	1878
	show services l2tp session	1882
	show services l2tp summary	1888
	show services l2tp tunnel	1891
	show services l2tp user	1896
	test services l2tp tunnel	1900
Chapter 28	Link Services Operational Mode Commands	1903
	show services link-services cpu-usage	1904
Chapter 29	Load Balancing Operational Mode Commands	1909
	show interfaces load-balancing	1910
Chapter 30	Mobile IP Operational Mode Commands	1913
	clear mobile-ip binding	1914
	show mobile-ip home-agent bindings	1915
	show mobile-ip home-agent overview	1918
	show mobile-ip home-agent traffic	1919
	show mobile-ip home-agent virtual-network	1921
	show mobile-ip wimax release	1923

Chapter 31	Network Address Translation Operational Mode Commands	1925
	clear services inline nat pool	1927
	clear services inline nat statistics	1928
	show services inline nat pool	1929
	show services inline nat statistics	1930
	show services nat deterministic-nat internal-host	1931
	show services nat deterministic-nat nat-port-block	1932
	show services nat ipv6-multicast-interfaces	1933
	show services nat mapping	1935
	show services nat pool	1937
Chapter 32	PGCP Operational Mode Commands for the BGF Feature	1941
	clear services pgcp gates	1943
	clear services pgcp statistics	1944
	show services pgcp active-configuration	1945
	show services pgcp gate	1954
	show services pgcp gates	1962
	show services pgcp root-termination	1968
	show services pgcp statistics	1970
	show services pgcp conversations	1977
	show services pgcp flows	1982
	show services pgcp terminations	1987
Chapter 33	PTSP Operational Mode Commands	1993
	clear services subscriber sessions	1995
	clear request services subscribers	1996
	set request services subscribers	1997
	show services subscriber bandwidth	1998
	show services subscriber dynamic-policies	2000
	show services subscriber flows	2003
	show services subscriber sessions	2005
	show services subscriber statistics	2007
Chapter 34	Service Sets Operational Mode Commands	2009
	clear services service-sets statistics packet-drops	2011
	clear services service-sets statistics syslog	2012
	show services hcm statistics rule	2013
	show services service-sets cpu-usage	2014
	show services service-sets memory-usage	2016
	show services service-sets plug-ins	2018
	show services service-sets statistics packet-drops	2020
	show services service-sets statistics syslog	2022
	show services service-sets statistics tcp-mss	2025
	show services service-sets summary	2026
Chapter 35	Softwire Operational Mode Commands	2029
	clear services softwire statistics	2030
	show services softwire	2031
	show services softwire flows	2032

Chapter 36	Stateful Firewall Operational Mode Commands	2035
	clear services stateful-firewall flows	2037
	clear services stateful-firewall flows (SDK)	2039
	clear services stateful-firewall sip-call	2040
	clear services stateful-firewall sip-register	2043
	clear services stateful-firewall statistics	2046
	show services stateful-firewall conversations	2047
	show services stateful-firewall flows	2051
	show services stateful-firewall flows (SDK)	2056
	show services stateful-firewall sip-call	2057
	show services stateful-firewall sip-register	2062
	show services stateful-firewall statistics	2066
	show services stateful-firewall statistics (SDK)	2070
	show services stateful-firewall statistics application-protocol sip	2071
 Part 5	 Index	
	Index	2077
	Index of Statements and Commands	2101

About This Guide

This preface provides the following guidelines for using the *Junos OS System Basics and Services Command Reference*:

- [Junos OS Documentation and Release Notes on page xxi](#)
- [Objectives on page xxi](#)
- [Audience on page xxii](#)
- [Supported Platforms on page xxiii](#)
- [Using the Indexes on page xxiii](#)
- [Documentation Conventions on page xxiii](#)
- [Documentation Feedback on page xxv](#)
- [Requesting Technical Support on page xxv](#)

Junos OS Documentation and Release Notes

For a list of related Junos OS documentation, see <http://www.juniper.net/techpubs/software/junos/>.

If the information in the latest release notes differs from the information in the documentation, follow the *Junos OS Release Notes*.

To obtain the most current version of all Juniper Networks® technical documentation, see the product documentation page on the Juniper Networks website at <http://www.juniper.net/techpubs/>.

Juniper Networks supports a technical book program to publish books by Juniper Networks engineers and subject matter experts with book publishers around the world. These books go beyond the technical documentation to explore the nuances of network architecture, deployment, and administration using the Junos operating system (Junos OS) and Juniper Networks devices. In addition, the Juniper Networks Technical Library, published in conjunction with O'Reilly Media, explores improving network security, reliability, and availability using Junos OS configuration techniques. All the books are for sale at technical bookstores and book outlets around the world. The current list can be viewed at <http://www.juniper.net/books>.

Objectives

This guide provides descriptions of the Junos OS commands that you use to monitor and troubleshoot basic system operations and services on the router.

For additional commands, see these references:

- *Junos OS Routing Protocols and Policies Command Reference*
- *Junos OS Interfaces Command Reference*



NOTE: For additional information about the Junos OS—either corrections to or information that might have been omitted from this guide—see the software release notes at <http://www.juniper.net/>.

For information about configuration statements and guidelines related to the commands described in this reference, see the following configuration guides:

- *Junos OS CLI User Guide*—Describes how to use the Junos OS command-line interface (CLI) to configure, monitor, and manage Juniper Networks routers.
- *Junos OS Installation and Upgrade Guide*—Provides a description of Junos OS components and packaging, and includes detailed information about how to initially configure, reinstall, and upgrade the Junos system software.
- *Junos OS System Basics Configuration Guide*—Describes Juniper Networks routers, and provides information about how to configure basic system parameters, supported protocols and software processes, authentication, and a variety of utilities for managing your router on the network.
- *Junos OS Services Interfaces Configuration Guide*—Includes configuration statements and guidelines for real-time performance monitoring (RPM) and all services, such as Compressed Real-Time Transport Protocol (CRTP), Data Link Switching (DLSw), flow collection and monitoring, and stateful firewall filters.
- *Junos OS Class of Service Configuration Guide*—Includes configuration statements and guidelines for class of service (CoS) features.
- *Junos OS Network Interfaces Configuration Guide*—Includes configuration statements and guidelines for bit error rate test (BERT) parameters and Automatic Protection Switching (APS).
- *Junos OS Network Management Configuration Guide*—Includes configuration statements and guidelines for accounting parameters and the Simple Network Management Protocol (SNMP).

For information about related tasks performed by network operations center (NOC) personnel, see the following Network Operations Guides:

- *Junos Hardware Network Operations Guide*
- *Junos Baseline Network Operations Guide*

Audience

This guide is designed for network administrators who are configuring and monitoring a Juniper Networks M Series, MX Series, T Series, EX Series, or J Series router or switch.

To use this guide, you need a broad understanding of networks in general, the Internet in particular, networking principles, and network configuration. You must also be familiar with one or more of the following Internet routing protocols:

- Border Gateway Protocol (BGP)
- Distance Vector Multicast Routing Protocol (DVMRP)
- Intermediate System-to-Intermediate System (IS-IS)
- Internet Control Message Protocol (ICMP) router discovery
- Internet Group Management Protocol (IGMP)
- Multiprotocol Label Switching (MPLS)
- Open Shortest Path First (OSPF)
- Protocol-Independent Multicast (PIM)
- Resource Reservation Protocol (RSVP)
- Routing Information Protocol (RIP)
- Simple Network Management Protocol (SNMP)

Personnel operating the equipment must be trained and competent; must not conduct themselves in a careless, willfully negligent, or hostile manner; and must abide by the instructions provided by the documentation.

Supported Platforms

For the features described in this manual, the Junos OS currently supports the following platforms:

- J Series
- M Series
- MX Series
- T Series
- EX Series
- PTX Series

Using the Indexes

This reference contains two indexes: a standard index with topic entries, and an index of commands.

Documentation Conventions

[Table 1 on page xxiv](#) defines notice icons used in this guide.

Table 1: Notice Icons

Icon	Meaning	Description
	Informational note	Indicates important features or instructions.
	Caution	Indicates a situation that might result in loss of data or hardware damage.
	Warning	Alerts you to the risk of personal injury or death.
	Laser warning	Alerts you to the risk of personal injury from a laser.

Table 2 on page xxiv defines the text and syntax conventions used in this guide.

Table 2: Text and Syntax Conventions

Convention	Description	Examples
Bold text like this	Represents text that you type.	To enter configuration mode, type the configure command: <code>user@host> configure</code>
Fixed-width text like this	Represents output that appears on the terminal screen.	<code>user@host> show chassis alarms</code> <code>No alarms currently active</code>
<i>Italic text like this</i>	<ul style="list-style-type: none"> Introduces important new terms. Identifies book names. Identifies RFC and Internet draft titles. 	<ul style="list-style-type: none"> A policy <i>term</i> is a named structure that defines match conditions and actions. <i>Junos OS System Basics Configuration Guide</i> RFC 1997, <i>BGP Communities Attribute</i>
<i>Italic text like this</i>	Represents variables (options for which you substitute a value) in commands or configuration statements.	Configure the machine's domain name: <code>[edit]</code> <code>root@# set system domain-name domain-name</code>
Text like this	Represents names of configuration statements, commands, files, and directories; interface names; configuration hierarchy levels; or labels on routing platform components.	<ul style="list-style-type: none"> To configure a stub area, include the stub statement at the <code>[edit protocols ospf area area-id]</code> hierarchy level. The console port is labeled CONSOLE.
< > (angle brackets)	Enclose optional keywords or variables.	<code>stub <default-metric metric>;</code>

Table 2: Text and Syntax Conventions (*continued*)

Convention	Description	Examples
(pipe symbol)	Indicates a choice between the mutually exclusive keywords or variables on either side of the symbol. The set of choices is often enclosed in parentheses for clarity.	broadcast multicast (<i>string1</i> <i>string2</i> <i>string3</i>)
# (pound sign)	Indicates a comment specified on the same line as the configuration statement to which it applies.	rsvp { # Required for dynamic MPLS only
[] (square brackets)	Enclose a variable for which you can substitute one or more values.	community name members [community-ids]
Indentation and braces ({ })	Identify a level in the configuration hierarchy.	[edit] routing-options { static { route default { nexthop <i>address</i> ; retain; } } }
;(semicolon)	Identifies a leaf statement at a configuration hierarchy level.	
J-Web GUI Conventions		
Bold text like this	Represents J-Web graphical user interface (GUI) items you click or select.	<ul style="list-style-type: none"> In the Logical Interfaces box, select All Interfaces. To cancel the configuration, click Cancel.
> (bold right angle bracket)	Separates levels in a hierarchy of J-Web selections.	In the configuration editor hierarchy, select Protocols>Ospf .

Documentation Feedback

We encourage you to provide feedback, comments, and suggestions so that we can improve the documentation. You can send your comments to techpubs-comments@juniper.net, or fill out the documentation feedback form at <https://www.juniper.net/cgi-bin/docbugreport/>. If you are using e-mail, be sure to include the following information with your comments:

- Document or topic name
- URL or page number
- Software release version (if applicable)

Requesting Technical Support

Technical product support is available through the Juniper Networks Technical Assistance Center (JTAC). If you are a customer with an active J-Care or JNASC support contract,

or are covered under warranty, and need post-sales technical support, you can access our tools and resources online or open a case with JTAC.

- JTAC policies—For a complete understanding of our JTAC procedures and policies, review the *JTAC User Guide* located at <http://www.juniper.net/us/en/local/pdf/resource-guides/7100059-en.pdf> .
- Product warranties—For product warranty information, visit <http://www.juniper.net/support/warranty/> .
- JTAC hours of operation—The JTAC centers have resources available 24 hours a day, 7 days a week, 365 days a year.

Self-Help Online Tools and Resources

For quick and easy problem resolution, Juniper Networks has designed an online self-service portal called the Customer Support Center (CSC) that provides you with the following features:

- Find CSC offerings: <http://www.juniper.net/customers/support/>
- Search for known bugs: <http://www2.juniper.net/kb/>
- Find product documentation: <http://www.juniper.net/techpubs/>
- Find solutions and answer questions using our Knowledge Base: <http://kb.juniper.net/>
- Download the latest versions of software and review release notes: <http://www.juniper.net/customers/csc/software/>
- Search technical bulletins for relevant hardware and software notifications: <https://www.juniper.net/alerts/>
- Join and participate in the Juniper Networks Community Forum: <http://www.juniper.net/company/communities/>
- Open a case online in the CSC Case Management tool: <http://www.juniper.net/cm/>

To verify service entitlement by product serial number, use our Serial Number Entitlement (SNE) Tool: <https://tools.juniper.net/SerialNumberEntitlementSearch/>

Opening a Case with JTAC

You can open a case with JTAC on the Web or by telephone.

- Use the Case Management tool in the CSC at <http://www.juniper.net/cm/> .
- Call 1-888-314-JTAC (1-888-314-5822 toll-free in the USA, Canada, and Mexico).

For international or direct-dial options in countries without toll-free numbers, see <http://www.juniper.net/support/requesting-support.html> .

PART 1

Monitoring and Testing Tools

- [Connectivity Operational Mode Commands on page 3](#)
- [Interface Diagnostics Operational Mode Commands on page 33](#)
- [RADIUS Diagnostics Operational Mode Commands on page 53](#)
- [Real-Time Performance Monitoring Operational Mode Commands on page 61](#)
- [Real-Time Router Monitoring Operational Mode Commands on page 77](#)

CHAPTER 1

Connectivity Operational Mode Commands

Table 3 on page 3 summarizes the command-line interface (CLI) commands you can use to perform and monitor connectivity functions. Commands are listed in alphabetical order.

Table 3: Connectivity Operational Mode Commands

Task	Command
Check host reachability and network connectivity.	<code>ping</code>
Check the reachability of a remote Asynchronous Transfer Mode (ATM) node.	<code>ping atm</code>
Check the operability of a remote Connectionless Network Service (CLNS) node.	<code>ping clns</code>
Check the operability of a Layer 2 circuit.	<code>ping mpls l2circuit</code>
Check the operability of a Layer 2 virtual private network (VPN).	<code>ping mpls l2vpn</code>
Check the operability of a Layer 3 VPN.	<code>ping mpls l3vpn</code>
Check the operability of a MPLS connection.	<code>ping mpls ldp</code>
Check the operability of MPLS label-switched path (LSP) endpoint connections.	<code>ping mpls lsp-end-point</code>
Check the operability of MPLS RSVP-signaled LSP connections.	<code>ping mpls rsvp</code>
Check the operability of virtual private LAN service (VPLS) connections.	<code>ping vpls instance</code>



NOTE: For information about related tasks performed by network operations center (NOC) personnel, see the *Junos Baseline Network Operations Guide*.

ping

Syntax `ping host`
 `<bypass-routing>`
 `<count requests>`
 `<detail>`
 `<do-not-fragment>`
 `<inet | inet6>`
 `<interface source-interface>`
 `<interval seconds>`
 `<logical-system (all | logical-system-name)>`
 `<loose-source value>`
 `<no-resolve>`
 `<pattern string>`
 `<rapid>`
 `<record-route>`
 `<routing-instance routing-instance-name>`
 `<size bytes>`
 `<source source-address>`
 `<strict >`
 `<strict-source value.>`
 `<tos type-of-service>`
 `<ttl value>`
 `<verbose>`
 `<wait seconds>`

Syntax (QFX Series) `ping host`
 `<bypass-routing>`
 `<count requests>`
 `<detail>`
 `<do-not-fragment>`
 `<inet>`
 `<interface source-interface>`
 `<interval seconds>`
 `<loose-source value>`
 `<mac-address mac-address>`
 `<no-resolve>`
 `<pattern string>`
 `<rapid>`
 `<record-route>`
 `<routing-instance routing-instance-name>`
 `<size bytes>`
 `<source source-address>`
 `<strict>`
 `< strict-source value>`
 `<tos type-of-service>`
 `<ttl value>`
 `<verbose>`
 `<wait seconds>`

Release Information Command introduced before Junos OS Release 7.4.
 Command introduced in Junos OS Release 9.0 for EX Series switches.
 Command introduced in Junos OS Release 11.1 for the QFX Series.

Description Check host reachability and network connectivity. The **ping** command sends Internet Control Message Protocol (ICMP) ECHO_REQUEST messages to elicit ICMP ECHO_RESPONSE messages from the specified host. Type Ctrl+c to interrupt a ping command.

Options *host*—IP address or hostname of the remote system to ping.

bypass-routing—(Optional) Bypass the normal routing tables and send ping requests directly to a system on an attached network. If the system is not on a directly attached network, an error is returned. Use this option to ping a local system through an interface that has no route through it.

count requests—(Optional) Number of ping requests to send. The range of values is 1 through 2,000,000,000. The default value is an unlimited number of requests.

detail—(Optional) Include in the output the interface on which the ping reply was received.

do-not-fragment—(Optional) Set the do-not-fragment (DF) flag in the IP header of the ping packets. For IPv6 packets, this option disables fragmentation.



NOTE: In Junos OS Release 11.1 and later, when issuing the **ping** command for an IPv6 route with the **do-not-fragment** option, the maximum ping packet size is calculated by subtracting 48 bytes (40 bytes for the IPV6 header and 8 bytes for the ICMP header) from the MTU. Therefore, if the ping packet size (including the 48-byte header) is greater than the MTU, the ping operation might fail.

inet—(Optional) Ping Packet Forwarding Engine IPv4 routes.

inet6—(Optional) Ping Packet Forwarding Engine IPv6 routes.

interface source-interface—(Optional) Interface to use to send the ping requests.

interval seconds—(Optional) How often to send ping requests. The range of values, in seconds, is 1 through infinity. The default value is 1.

loose-source value—(Optional) Intermediate loose source route entry (IPv4). Open a set of values.

mac-address mac-address—(Optional) Ping the physical or hardware address of the remote system you are trying to reach.

no-resolve—(Optional) Do not attempt to determine the hostname that corresponds to the IP address.

pattern string—(Optional) Specify a hexadecimal fill pattern to include in the ping packet.

rapid—(Optional) Send ping requests rapidly. The results are reported in a single message, not in individual messages for each ping request. By default, five ping requests are

sent before the results are reported. To change the number of requests, include the count option.

record-route—(Optional) Record and report the packet's path (IPv4).

routing-instance *routing-instance-name*—(Optional) Name of the routing instance for the ping attempt.

size *bytes*—(Optional) Size of ping request packets. The range of values, in bytes, is 0 through 65,468. The default value is 56, which is effectively 64 bytes because 8 bytes of ICMP header data are added to the packet.

source *source-address*—(Optional) IP address of the outgoing interface. This address is sent in the IP source address field of the ping request. If this option is not specified, the default address is usually the loopback interface (lo.0).

strict—(Optional) Use the strict source route option (IPv4).

strict-source *value*—(Optional) Intermediate strict source route entry (IPv4). Open a set of values.

tos *type-of-service*—(Optional) Set the type-of-service (ToS) field in the IP header of the ping packets. The range of values is 0 through 255.

ttl *value*—(Optional) Time-to-live (TTL) value to include in the ping request (IPv6). The range of values is 0 through 255.

verbose—(Optional) Display detailed output.

vpls *instance-name*—(Optional) Ping the instance to which this VPLS belongs.

wait *seconds*—(Optional) Maximum wait time, in seconds, after the final packet is sent. If this option is not specified, the default delay is 10 seconds. If this option is used without the count option, a default count of 5 packets is used.

Required Privilege Level

network

Related Documentation

- [Configuring the Junos OS ICMPv4 Rate Limit for ICMPv4 Routing Engine Messages](#)

List of Sample Output

[ping hostname on page 7](#)
[ping hostname size count on page 7](#)
[ping hostname rapid on page 7](#)

Output Fields

When you enter this command, you are provided feedback on the status of your request. An exclamation point (!) indicates that an echo reply was received. A period (.) indicates that an echo reply was not received within the timeout period. An x indicates that an echo reply was received with an error code. These packets are not counted in the received packets count. They are accounted for separately.

Sample Output

```

ping hostname user@host> ping skye
PING skye.net (192.168.169.254): 56 data bytes
64 bytes from 192.168.169.254: icmp_seq=0 ttl=253 time=1.028 ms
64 bytes from 192.168.169.254: icmp_seq=1 ttl=253 time=1.053 ms
64 bytes from 192.168.169.254: icmp_seq=2 ttl=253 time=1.025 ms
64 bytes from 192.168.169.254: icmp_seq=3 ttl=253 time=1.098 ms
64 bytes from 192.168.169.254: icmp_seq=4 ttl=253 time=1.032 ms
64 bytes from 192.168.169.254: icmp_seq=5 ttl=253 time=1.044 ms
^C [abort]

ping hostname user@host> ping skye size 200 count 5
size count PING skye.net (192.168.169.254): 200 data bytes
208 bytes from 192.168.169.254: icmp_seq=0 ttl=253 time=1.759 ms
208 bytes from 192.168.169.254: icmp_seq=1 ttl=253 time=2.075 ms
208 bytes from 192.168.169.254: icmp_seq=2 ttl=253 time=1.843 ms
208 bytes from 192.168.169.254: icmp_seq=3 ttl=253 time=1.803 ms
208 bytes from 192.168.169.254: icmp_seq=4 ttl=253 time=17.898 ms

--- skye.net ping statistics ---
5 packets transmitted, 5 packets received, 0% packet loss
round-trip min/avg/max = 1.759/5.075/17.898 ms

ping hostname rapid user@host> ping skye rapid
PING skye.net (192.168.169.254): 56 data bytes
!!!!
--- skye.net ping statistics ---
5 packets transmitted, 5 packets received, 0% packet loss
round-trip min/avg/max/stddev = 0.956/0.974/1.025/0.026 ms

```

ping atm

Syntax	<code>ping atm interface <i>interface-name</i> vci <i>vci</i></code> <code><brief></code> <code><count <i>count</i>></code> <code><end-to-end segment></code> <code><interval <i>seconds</i>></code> <code><sequence-number <i>sequence-number</i>></code>
Release Information	Command introduced before Junos OS Release 7.4.
Description	Check the reachability of a remote Asynchronous Transfer Mode (ATM) node. All packets are 53 bytes. Type Ctrl+c to interrupt a ping atm command.
Options	<p>interface <i>interface-name</i>—Interface to use to send the ATM ping requests. For ATM 1 and ATM 2 interfaces, you must include a logical unit number in the interface name</p> <p>vci <i>vci</i>—ATM point-to-point virtual circuit identifier. It can be a virtual circuit identifier (vci) or a virtual private identifier (vpi.vci).</p> <p>brief—(Optional) Display only the ATM ping summary statistics. These are displayed after you type Ctrl+c to interrupt the ping atm command.</p> <p>count <i>count</i>—(Optional) Number of ping requests to send. The range of values is 0 through 10,000. The default value is an unlimited number of requests.</p> <p>end-to-end—(Optional) Cells are sent to the end node. This is the default.</p> <p>segment—(Optional) Cells are sent only to the intermediate node.</p> <p>interval <i>seconds</i>—(Optional) How often to send ping requests. The range of values, in seconds, is 1 through 10,000. The default value is 1.</p> <p>sequence-number <i>sequence-number</i>—(Optional) Starting sequence number (correlation tag). The range of values is 0 through 65,468. The default value is 1.</p>
Required Privilege Level	network
List of Sample Output	ping atm on page 9
Output Fields	When you enter this command, you are provided feedback on the status of your request. An exclamation point (!) indicates that an echo reply was received. A period (.) indicates that an echo reply was not received within the timeout period. An x indicates that an echo reply was received with an error code these packets are not counted in the received packets count. They are accounted for separately.

Sample Output

```
ping atm    user@host> ping atm interface at-4/0/1.0 vci 0.33
53 byte oam cell received on (vpi=0 vci=33): seq=1
53 byte oam cell received on (vpi=0 vci=33): seq=2
^C[abort]
--- atmping statistics ---
5 cells transmitted, 5 cells received, 0% cell loss
```

ping clns

Syntax `ping clns host`
 `<brief>`
 `<count requests>`
 `<detail>`
 `<do-not-fragment>`
 `<interval seconds>`
 `<no-resolve>`
 `<pattern string>`
 `<rapid>`
 `<routing-instance routing-instance-name>`
 `<size bytes>`
 `<source source-address>`
 `<ttl value>`
 `<verbose>`
 `<wait seconds>`

Release Information Command introduced before Junos OS Release 7.4.

Description Check the reachability of a remote Connectionless Network Service (CLNS) node. Type Ctrl+c to interrupt a **ping clns** command.

Options *host*—IP address or hostname of the remote system to ping.

brief—(Optional) Display brief information.

count *requests*—(Optional) Number of ping requests to send. The range of values is 1 through 2,000,000,000. The default is an unlimited number of requests.

detail—(Optional) Include in the output the interface on which the ping reply was received.

do-not-fragment—(Optional) Set the do-not-fragment (DF) bit in the IP header of the ping packets.

interval *seconds*—(Optional) How often to send ping requests. The range of values, in seconds, is 1 through infinity. The default value is 1.

no-resolve—(Optional) Do not attempt to determine the hostname that corresponds to the IP address.

pattern *string*—(Optional) Specify a hexadecimal fill pattern to include in the ping packet.

rapid—(Optional) Send ping requests rapidly. The results are reported in a single message, not in individual messages for each ping request. By default, five ping requests are sent before the results are reported. To change the number of request, include the count option.

routing-instance *routing-instance-name*—(Optional) Name of the routing instance for the ping attempt.

size bytes—(Optional) Size of ping request packets. The range of values, in bytes, is 0 through 65,468. The default value is 56, which is effectively 64 bytes because 8 bytes of ICMP header data are added to the packet.

source source-address—(Optional) IP address of the outgoing interface. This address is sent in the IP source address field of the ping request. If this option is not specified, the default address is usually the loopback interface.

ttl value—(Optional) Time-to-live (TTL) value to include in the ping request (IPv6). The range of values is 0 through 255.

verbose—(Optional) Display detailed output.

wait seconds—(Optional) Maximum wait time, in seconds, after the final packet is sent. If this option is not specified, the default delay is 10 seconds. If this option is used without the count option, a default count of 5 packets is used.

Required Privilege Level network

List of Sample Output [ping clns on page 11](#)

Output Fields When you enter this command, you are provided feedback on the status of your request. An exclamation point (!) indicates that an echo reply was received. A period (.) indicates that an echo reply was not received within the timeout period. An x indicates that an echo reply was received with an error code these packets are not counted in the received packets count. They are accounted for separately.

Sample Output

```

ping clns user@host> ping clns 47.0005.9000.f800.0000.0108.0001.1921.6812.4058.00
PING 47.0005.9000.f800.0000.0108.0001.1921.6812.4058.00
(47.0005.9000.f800.0000.0108.0001.1921.6812.4058.00): 55 data bytes
64 bytes from 47.0005.9000.f800.0000.0108.0001.1921.6812.4058.00: seq=0 ttl=30
time=15.051 ms
64 bytes from 47.0005.9000.f800.0000.0108.0001.1921.6812.4058.00: seq=1 ttl=30
time=10.370 ms
64 bytes from 47.0005.9000.f800.0000.0108.0001.1921.6812.4058.00: seq=2 ttl=30
time=10.367 ms
--- ping statistics ---
3 packets transmitted, 3 packets received, 0% packet loss
round-trip min/avg/max/stddev = 10.367/11.929/15.051/2.207 ms

```

ping mpls l2circuit

Syntax	ping mpls l2circuit (interface <i>interface-name</i> virtual-circuit <i>virtual-circuit-id</i> neighbor <i>address</i>) <count <i>count</i> > <destination <i>address</i> > <detail> <exp <i>forwarding-class</i> > <logical-system (all <i>logical-system-name</i>)> reply-mode (application-level-control-channel ip-udp no-reply) <size <i>bytes</i> > <source <i>source-address</i> > <sweep> <v1>
Release Information	Command introduced before Junos OS Release 7.4. Command introduced in Junos OS Release 9.0 for EX Series switches. The size and sweep options were introduced in Junos OS Release 9.6. The reply-mode option and its suboptions are introduced in Junos OS Release 10.4R1.
Description	Check the operability of the MPLS Layer 2 circuit connections. Type Ctrl+c to interrupt a ping mpls l2circuit command.
Options	<p>count <i>count</i>—(Optional) Number of ping requests to send. If count is not specified, five ping requests are sent. The range of values is 1 through 1,000,000. The default value is 5.</p> <p>destination <i>address</i>—(Optional) Specify an address other than the default (127.0.0.1/32) for the ping echo requests. The address can be anything within the 127/8 subnet.</p> <p>detail—(Optional) Display detailed information about the echo requests sent and received.</p> <p>exp <i>forwarding-class</i>—(Optional) Value of the forwarding class for the MPLS ping packets.</p> <p>interface <i>interface-name</i>—Ping an interface configured for the Layer 2 circuit on the egress provider edge (PE) router.</p> <p>logical-system (all <i>logical-system-name</i>)—(Optional) Perform this operation on all logical systems or on the specified logical system.</p> <p>reply-mode—(Optional) Reply mode for the ping request. This option has the following suboptions:</p> <p>application-level-control-channel—Reply using an application level control channel.</p> <p>ip-udp—Reply using an IPv4 or IPv6 UDP packet.</p> <p>no-reply—Do not reply to the ping request.</p>



NOTE: The reply-mode option and its suboptions application-level-control-channel, ip-udp, and no-reply are also available in Junos OS Release 10.2R4 and 10.3R2.

size bytes—(Optional) Size of the label-switched path (LSP) ping request packet (96 through 65468 bytes). Packets are 4-byte aligned. For example, If you enter a size of 97, 98, 99, or 100, the router or switch uses a size value of 100 bytes. If you enter a packet size that is smaller than the minimum size, an error message is displayed reminding you of the 96-byte minimum.

source source-address—(Optional) IP address of the outgoing interface. This address is sent in the IP source address field of the ping request. If this option is not specified, the default address is usually the loopback interface (lo.0).

sweep—(Optional) Automatically determine the size of the maximum transmission unit (MTU).

vl—(Optional) Use the type 9 Layer 2 circuit type, length, and value (TLV).

virtual-circuit virtual-circuit-id neighbor address—Ping the virtual circuit identifier on the egress PE router or switch and the specified neighbor, testing the integrity of the Layer 2 circuit between the ingress and egress PE routers or switches.

Additional Information You must configure MPLS at the **[edit protocols mpls]** hierarchy level on the egress PE router or switch (the router or switch receiving the MPLS echo packets) to ping a Layer 2 circuit.

In asymmetric MTU scenarios, the echo response may be dropped. For example, if the MTU from System A to System B is 1000 bytes, the MTU from System B to System A is 500 bytes, and the ping request packet size is 1000 bytes, the echo response is dropped because the PAD TLV is included in the echo response, making it too large.

Required Privilege Level network

List of Sample Output [ping mpls l2circuit interface on page 13](#)
[ping mpls l2circuit virtual-circuit detail on page 13](#)
[ping mpls l2circuit interface <interface-name> reply-mode on page 14](#)

Output Fields When you enter this command, you are provided feedback on the status of your request. An exclamation point (!) indicates that an echo reply was received. A period (.) indicates that an echo reply was not received within the timeout period. An x indicates that an echo reply was received with an error code. Packets with an error code are not counted in the received packets count. They are accounted for separately.

Sample Output

```
ping mpls l2circuit interface user@host> ping mpls l2circuit interface so-1/0/0.1
Request for seq 1, to interface 69, labels <100000, 100208>, packet size 100
Reply for seq 1, return code: Egress-ok, time: 0.439 ms
```

```
ping mpls l2circuit virtual-circuit detail user@host> ping mpls l2circuit virtual-circuit 200 neighbor 10.255.245.122/32 detail
Request for seq 1, to interface 68, labels <100048, 100128>, packet size 100
Reply for seq 1, return code: Egress-ok time: 0.539 ms
```

ping mpls l2circuit	user@host> ping mpls l2circuit interface lt-1/2/0.21 reply-mode application-level-control-channel
interface	!!!!
<interface-name>	--- 1sping statistics ---
reply-mode	5 packets transmitted, 5 packets received, 0% packet loss

ping mpls l2vpn

Syntax	<p>ping mpls l2vpn (instance <i>instance-name</i> local-site-id <i>local-site-id-number</i> remote-site-id <i>remote-site-id-number</i> interface <i>interface-name</i>)</p> <p><bottom-label-ttl></p> <p><count <i>count</i>></p> <p><destination <i>address</i>></p> <p><detail></p> <p><exp <i>forwarding-class</i>></p> <p><logical-system (all <i>logical-system-name</i>)></p> <p>reply-mode (application-level-control-channel ip-udp no-reply)</p> <p><size <i>bytes</i>></p> <p><source <i>source-address</i>></p> <p><sweep></p>
Release Information	<p>Command introduced before Junos OS Release 7.4.</p> <p>Command introduced in Junos OS Release 9.0 for EX Series switches.</p> <p>The size and sweep options were introduced in Junos OS Release 9.6.</p> <p>The reply-mode option and its suboptions are introduced in Junos OS Release 10.4R1.</p>
Description	<p>Check the operability of MPLS Layer 2 virtual private network (VPN) connections. Type Ctrl+c to interrupt a ping mpls l2vpn command.</p>
Options	<p>bottom-label-ttl—(Optional) Display the time-to-live value for the bottom label in the label stack.</p> <p>count <i>count</i>—(Optional) Number of ping requests to send. If count is not specified, five ping requests are sent. The range of values is 1 through 1,000,000. The default value is 5.</p> <p>destination <i>address</i>—(Optional) Specify an address other than the default (127.0.0.1/32) for the ping echo requests. The address can be anything within the 127/8 subnet.</p> <p>detail—(Optional) Display detailed information about the echo requests sent and received.</p> <p>exp <i>forwarding-class</i>—(Optional) Value of the forwarding class for the MPLS ping packets.</p> <p>instance <i>instance-name</i> local-site-id <i>local-site-id-number</i> remote-site-id <i>remote-site-id-number</i>—Ping a combination of the Layer 2 VPN routing instance name, the local site identifier, and the remote site identifier, testing the integrity of the Layer 2 VPN circuit (specified by the identifiers) between the ingress and egress provider edge (PE) routers or switches.</p> <p>interface <i>interface-name</i>—Ping an interface configured for the Layer 2 VPN on the egress PE router or switch.</p> <p>logical-system (all <i>logical-system-name</i>)—(Optional) Perform this operation on all logical systems or on the specified logical system.</p> <p>reply-mode—(Optional) Reply mode for the ping request. This option has the following suboptions:</p> <p>application-level-control-channel—Reply using an application level control channel.</p>

ip-udp—Reply using an IPv4 or IPv6 UDP packet.

no-reply—Do not reply to the ping request.

The **reply-mode** option and its suboptions **application-level-control-channel**, **ip-udp**, and **no-reply** are also available in Junos OS Release 10.2R4 and 10.3R2.

size bytes—(Optional) Size of the label-switched path (LSP) ping request packet (96 through 65468 bytes). Packets are 4-byte aligned. For example, If you enter a size of 97, 98, 99, or 100, the router or switch uses a size value of 100 bytes. If you enter a packet size that is smaller than the minimum size, an error message is displayed reminding you of the 96-byte minimum.

source source-address—(Optional) IP address of the outgoing interface. This address is sent in the IP source address field of the ping request. If this option is not specified, the default address is usually the loopback interface (**lo.0**).

sweep—(Optional) Automatically determine the size of the maximum transmission unit (MTU).

Additional Information	<p>You must configure MPLS at the [edit protocols mpls] hierarchy level on the egress PE router or switch (the router or switch receiving the MPLS echo packets) to ping a Layer 2 circuit.</p> <p>In asymmetric MTU scenarios, the echo response may be dropped. For example, if the MTU from System A to System B is 1000 bytes, the MTU from System B to System A is 500 bytes, and the ping request packet size is 1000 bytes, the echo response is dropped because the PAD TLV is included in the echo response, making it too large.</p>
Required Privilege Level	network
List of Sample Output	<p>ping mpls l2vpn instance on page 16 ping mpls l2vpn instance detail on page 16 ping mpls l2vpn interface <interface-name> reply-mode on page 17</p>
Output Fields	<p>When you enter this command, you are provided feedback on the status of your request. An exclamation point (!) indicates that an echo reply was received. A period (.) indicates that an echo reply was not received within the timeout period. An x indicates that an echo reply was received with an error code these packets are not counted in the received packets count. They are accounted for separately.</p>

Sample Output

```

ping mpls l2vpn instance  user@host> ping mpls l2vpn instance vpn1 remote-site-id 1 local-site-id 2
                           !!!!!
                           --- lsping statistics ---
                           5 packets transmitted, 5 packets received, 0% packet loss

ping mpls l2vpn instance detail  user@host> ping mpls l2vpn instance vpn1 remote-site-id 1 local-site-id 2 detail
Request for seq 1, to interface 68, labels <800001, 100176>
Reply for seq 1, return code: Egress-ok
Request for seq 2, to interface 68, labels <800001, 100176>

```

```
Reply for seq 2, return code: Egress-ok
Request for seq 3, to interface 68, labels <800001, 100176>
Reply for seq 3, return code: Egress-ok
Request for seq 4, to interface 68, labels <800001, 100176>
Reply for seq 4, return code: Egress-ok
Request for seq 5, to interface 68, labels <800001, 100176>
Reply for seq 5, return code: Egress-ok
```

```
--- lsping statistics ---
5 packets transmitted, 5 packets received, 0% packet loss
```

```
ping mpls l2vpn user@host> ping mpls l2vpn interface lt-1/2/0.21 reply-mode ip-udp
interface !!!!!
<interface-name> --- lsping statistics ---
reply-mode 5 packets transmitted, 5 packets received, 0% packet loss
```

ping mpls l3vpn

Syntax ping mpls l3vpn prefix *prefix-name*
<*l3vpn-name*>
<bottom-label-ttl>
<count *count*>
<destination *address*>
<detail>
<exp *forwarding-class*>
<logical-system (all | *logical-system-name*)>
<size *bytes*>
<source *source-address*>
<sweep>

Release Information Command introduced before Junos OS Release 7.4.
Command introduced in Junos OS Release 9.0 for EX Series switches.
The **size** and **sweep** options were introduced in Junos OS Release 9.6.

Description Check the operability of a MPLS Layer 3 virtual private network (VPN) connection. Type Ctrl+c to interrupt a **ping mpls l3vpn** command.

Options **bottom-label-ttl**—(Optional) Display the time-to-live value for the bottom label in the label stack.

count *count*—(Optional) Number of ping requests to send. If **count** is not specified, five ping requests are sent. The range of values is 1 through **1,000,000**. The default value is **5**.

destination *address*—(Optional) Specify an address other than the default (**127.0.0.1/32**) for the ping echo requests. The address can be anything within the **127/8** subnet.

detail—(Optional) Display detailed information about the echo requests sent and received.

exp *forwarding-class*—(Optional) Value of the forwarding class for the MPLS ping packets.

l3vpn-name—(Optional) Layer 3 VPN name.

logical-system (all | *logical-system-name*)—(Optional) Perform this operation on all logical systems or on the specified logical system.

prefix *prefix-name*—Ping to test whether a prefix is present in a provider edge (PE) router's or switch's VPN routing and forwarding (VRF) table, by means of a Layer 3 VPN destination prefix. This option does not test the connection between a PE router or switch and a customer edge (CE) router or switch.

size *bytes*—(Optional) Size of the label-switched path (LSP) ping request packet (**96** through **65468** bytes). Packets are 4-byte aligned. For example, If you enter a size of 97, 98, 99, or 100, the router or switch uses a size value of 100 bytes. If you enter a packet size that is smaller than the minimum size, an error message is displayed reminding you of the 96-byte minimum.

source *source-address*—(Optional) IP address of the outgoing interface. This address is sent in the IP source address field of the ping request. If this option is not specified, the default address is usually the loopback interface (**lo.0**).

sweep—(Optional) Automatically determine the size of the maximum transmission unit (MTU).

Additional Information	<p>You must configure MPLS at the [edit protocols mpls] hierarchy level on the egress PE router or switch (the router or switch receiving the MPLS echo packets) to ping a Layer 2 circuit.</p> <p>In asymmetric MTU scenarios, the echo response may be dropped. For example, if the MTU from System A to System B is 1000 bytes, the MTU from System B to System A is 500 bytes, and the ping request packet size is 1000 bytes, the echo response is dropped because the PAD TLV is included in the echo response, making it too large.</p>
Required Privilege Level	network
List of Sample Output	<p>ping mpls l3vpn on page 19</p> <p>ping mpls l3vpn detail on page 19</p>
Output Fields	<p>When you enter this command, you are provided feedback on the status of your request. An exclamation point (!) indicates that an echo reply was received. A period (.) indicates that an echo reply was not received within the timeout period. An x indicates that an echo reply was received with an error code these packets are not counted in the received packets count. They are accounted for separately.</p>

Sample Output

ping mpls l3vpn	<pre>user@host> ping mpls l3vpn vpn1 prefix 10.255.245.122/32 !!!!! --- lsping statistics --- 5 packets transmitted, 5 packets received, 0% packet loss</pre>
ping mpls l3vpn detail	<pre>user@host> ping mpls l3vpn vpn1 prefix 10.255.245.122/32 detail Request for seq 1, to interface 68, labels <100128, 100112> Reply for seq 1, return code: Egress-ok Request for seq 2, to interface 68, labels <100128, 100112> Reply for seq 2, return code: Egress-ok Request for seq 3, to interface 68, labels <100128, 100112> Reply for seq 3, return code: Egress-ok Request for seq 4, to interface 68, labels <100128, 100112> Reply for seq 4, return code: Egress-ok Request for seq 5, to interface 68, labels <100128, 100112> Reply for seq 5, return code: Egress-ok --- lsping statistics --- 5 packets transmitted, 5 packets received, 0% packet loss</pre>

ping mpls ldp

Syntax ping mpls ldp *fec*
 <count *count*>
 <destination *address*>
 <detail>
 <exp *forwarding-class*>
 <instance *routing-instance-name*>
 <logical-system (all | *logical-system-name*)>
 <p2mp root-addr *ip-address* lsp-id *identifier*>
 <size *bytes*>
 <source *source-address*>
 <sweep>

Release Information Command introduced before Junos OS Release 7.4.
 Command introduced in Junos OS Release 9.0 for EX Series switches.
 size and **sweep** options introduced in Junos OS Release 9.6.
 instance option introduced in Junos OS Release 10.0.
 p2mp, **root-address**, and **lsp-id** options introduced in Junos OS Release 11.2.

Description Check the operability of MPLS LDP-signaled label-switched path (LSP) connections.
 Type Ctrl+c to interrupt a **ping mpls** command.

Options **count** *count*—(Optional) Number of ping requests to send. If **count** is not specified, five ping requests are sent. The range of values is 1 through **1,000,000**. The default value is **5**.

destination *address*—(Optional) Specify an address other than the default (**127.0.0.1/32**) for the ping echo requests. The address can be anything within the **127/8** subnet.

detail—(Optional) Display detailed information about the echo requests sent and received.

exp *forwarding-class*—(Optional) Value of the forwarding class for the MPLS ping packets.

fec—Ping an LDP-signaled LSP using the forwarding equivalence class (FEC) prefix and length.

instance *routing-instance-name*—(Optional) Allows you to ping a combination of the routing instance and forwarding equivalence class (FEC) associated with an LSP.

logical-system (all | *logical-system-name*)—(Optional) Perform this operation on all logical systems or on the specified logical system.

p2mp root-addr *ip-address* **lsp-id** *identifier*—(Optional) Ping the end points of a point-to-multipoint LSP. Enter the IP address of the point-to-multipoint LSP root and the ID number of the point-to-multipoint LSP.

size *bytes*—(Optional) Size of the LSP ping request packet (**88** through **65468** bytes). Packets are 4-byte aligned. For example, If you enter a size of 89, 90, 91, or 92, the router or switch uses a size value of 92 bytes. If you enter a packet size that is smaller than the minimum size, an error message is displayed reminding you of the 88-byte minimum.

source *source-address*—(Optional) IP address of the outgoing interface. This address is sent in the IP source address field of the ping request. If this option is not specified, the default address is usually the loopback interface (**lo.0**).

sweep—(Optional) Automatically determine the size of the maximum transmission unit (MTU).

Additional Information If the LSP changes, the label and interface information displayed when you issued the **ping** command continues to be used. You must configure MPLS at the **[edit protocols mpls]** hierarchy level on the remote router or switch to ping an LSP terminating there. You must configure MPLS even if you intend to ping only LDP forwarding equivalence classes (FECs).

You can configure the ping interval for the **ping mpls ldp** command by specifying a new time in seconds using the **lsp-ping-interval** statement at the **[edit protocols ldp oam]** hierarchy level. For more information, see the [Junos OS MPLS Applications Configuration Guide](#).

In asymmetric MTU scenarios, the echo response may be dropped. For example, if the MTU from System A to System B is 1000 bytes, the MTU from System B to System A is 500 bytes, and the ping request packet size is 1000 bytes, the echo response is dropped because the PAD TLV is included in the echo response, making it too large.

Required Privilege Level network

List of Sample Output [ping mpls ldp fec count on page 21](#)
[ping mpls ldp p2mp root-addr lsp-id on page 21](#)

Output Fields When you enter this command, you are provided feedback on the status of your request. An exclamation point (!) indicates that an echo reply was received. A period (.) indicates that an echo reply was not received within the timeout period. An x indicates that an echo reply was received with an error code. Packets with error codes are not counted in the received packets count. They are accounted for separately.

Sample Output

ping mpls ldp fec count user@host> ping mpls ldp 10.255.245.222 count 10
 !!!xxx...x--- lsping statistics ---10 packets transmitted, 3 packets received,
 70% packet loss 4 packets received with error status, not counted as received.

ping mpls ldp p2mp root-addr lsp-id user@host>ping mpls ldp p2mp root-addr 10.1.1.1/32 lsp-id 1 count 1
 Request for seq 1, to interface 71, no label stack.
 Request for seq 1, to interface 70, label 299786
 Reply for seq 1, egress 10.1.1.3, return code: Egress-ok, time: 18.936 ms
 Local transmit time: 2009-01-12 03:50:03 PST 407.281 ms
 Remote receive time: 2009-01-12 03:50:03 PST 426.217 ms
 Reply for seq 1, egress 10.1.1.4, return code: Egress-ok, time: 18.936 ms
 Local transmit time: 2009-01-12 03:50:03 PST 407.281 ms
 Remote receive time: 2009-01-12 03:50:03 PST 426.217 ms
 Reply for seq 1, egress 10.1.1.5, return code: Egress-ok, time: 18.936 ms

Local transmit time: 2009-01-12 03:50:03 PST 407.281 ms
Remote receive time: 2009-01-12 03:50:03 PST 426.217 ms

ping mpls lsp-end-point

Syntax	<pre>ping mpls lsp-end-point <i>prefix-name</i> <count <i>count</i>> <destination <i>address</i>> <detail> <exp <i>forwarding-class</i>> <instance <i>routing-instance-name</i>> <logical-system (all <i>logical-system-name</i>)> <size <i>bytes</i>> <source <i>source-address</i>> <sweep></pre>
Release Information	<p>Command introduced before Junos OS Release 7.4.</p> <p>Command introduced in Junos OS Release 9.0 for EX Series switches.</p> <p>The size and sweep options were introduced in Junos OS Release 9.6.</p> <p>The instance option was introduced in Junos OS Release 10.0.</p>
Description	<p>Check the operability of MPLS label-switched path (LSP) endpoint connections. Type Ctrl+c to interrupt a ping mpls command.</p>
Options	<p>count <i>count</i>—(Optional) Number of ping requests to send. If count is not specified, five ping requests are sent. The range of values is 1 through 1,000,000. The default value is 5.</p> <p>destination <i>address</i>—(Optional) Specify an address other than the default (127.0.0.1/32) for the ping echo requests. The address can be anything within the 127/8 subnet.</p> <p>detail—(Optional) Display detailed information about the echo requests sent and received.</p> <p>exp <i>forwarding-class</i>—(Optional) Value of the forwarding class for the MPLS ping packets.</p> <p>instance <i>routing-instance-name</i>—(Optional) Ping a combination of the routing instance and forwarding equivalence class (FEC) associated with an LSP connection.</p> <p>logical-system (all <i>logical-system-name</i>)—(Optional) Perform this operation on all logical systems or on the specified logical system.</p> <p>prefix-name—LDP forwarding equivalence class (FEC) prefix or RSVP LSP endpoint address.</p> <p>size <i>bytes</i>—(Optional) Size of the LSP ping request packet. If the endpoint is LDP-based, the minimum size of the packet is 88 bytes. If the endpoint is RSVP-based, the minimum size of the packet is 100 bytes. The maximum size in either case is 65468 bytes.</p> <p>source <i>source-address</i>—(Optional) IP address of the outgoing interface. This address is sent in the IP source address field of the ping request. If this option is not specified, the default address is usually the loopback interface (lo.0).</p> <p>sweep—(Optional) Automatically determine the size of the maximum transmission unit (MTU).</p>

Additional Information If the LSP changes, the label and interface information displayed when you issued the **ping** command continues to be used. You must configure MPLS at the **[edit protocols mpls]** hierarchy level on the remote router or switch to ping an LSP terminating there. You must configure MPLS even if you intend to ping only LDP forwarding equivalence classes (FECs).

In asymmetric MTU scenarios, the echo response may be dropped. For example, if the MTU from System A to System B is 1000 bytes, the MTU from System B to System A is 500 bytes, and the ping request packet size is 1000 bytes, the echo response is dropped because the PAD TLV is included in the echo response, making it too large.

Required Privilege Level network

List of Sample Output [ping mpls lsp-end-point detail on page 24](#)

Output Fields When you enter this command, you are provided feedback on the status of your request. An exclamation point (!) indicates that an echo reply was received. A period (.) indicates that an echo reply was not received within the timeout period. An x indicates that an echo reply was received with an error code these packets are not counted in the received packets count. They are accounted for separately.

Sample Output

```
ping mpls          user@host> ping mpls lsp-end-point 10.255.245.119 detail
lsp-end-point detail
Route to end point address is via LDP FEC
Request for seq 1, to interface 67, label 100032
Reply for seq 1, return code: Egress-ok
Request for seq 2, to interface 67, label 100032
Reply for seq 2, return code: Egress-ok
Request for seq 3, to interface 67, label 100032
Reply for seq 3, return code: Egress-ok
Request for seq 4, to interface 67, label 100032
Reply for seq 4, return code: Egress-ok
Request for seq 5, to interface 67, label 100032
Reply for seq 5, return code: Egress-ok
--- lsping statistics ---
5 packets transmitted, 5 packets received, 0% packet loss
```

ping mpls rsvp

Syntax ping mpls rsvp
 <lsp-name>
 <count count>
 <destination address>
 <detail>
 <dynamic-bypass>
 <egress egress-address>
 <exp forwarding-class>
 <interface interface-name>
 <logical-system (all | logical-system-name)>
 <manual-bypass>
 <multipoint>
 <size bytes>
 <source source-address>
 <standby standby-path-name>
 <sweep>

Release Information Command introduced before Junos OS Release 7.4.
 The **egress** and **multipoint** options were introduced in Junos OS Release 9.2.
 The **size** and **sweep** options were introduced in Junos OS Release 9.6.
 The **dynamic-bypass** and **manual-bypass** options were introduced in Junos OS Release 10.2.

Description Check the operability of MPLS RSVP-signaled label-switched path (LSP) connections. Type Ctrl+c to interrupt a **ping mpls** command.

Options **count count**—(Optional) Number of ping requests to send. If **count** is not specified, five ping requests are sent. The range of values is 1 through 1,000,000. The default value is 5.

destination address—(Optional) Specify an address other than the default (127.0.0.1/32) for the ping echo requests. The address can be anything within the 127/8 subnet.

detail—(Optional) Display detailed information about the echo requests sent and received.



NOTE: When using the **detail** option, the reported time is based on the system time configured on the local and remote routers. Differences in these system times can result in inaccurate one way ping trip times being reported.

In practice, it is difficult to synchronize the system times of independent Juniper Networks routers with sufficient accuracy to provide a meaningful time value for the **detail** option (even when synchronized using NTP).

dynamic-bypass—(Optional) Ping dynamically generated bypass LSPs, used for protecting other LSPs.

egress *egress-address*—(Optional) Only the specified egress router or switch responds to the ping request.

exp *forwarding-class*—(Optional) Value of the forwarding class for the MPLS ping packets.

interface—(Optional) Specify the name of the interface protected by the manual bypass LSP. This option is only available when you have also used the **manual-bypass** option.

logical-system (all | *logical-system-name*)—(Optional) Perform this operation on all logical systems or on the specified logical system.

lsp-name—Ping an RSVP-signaled LSP using an LSP name.

manual-bypass—(Optional) Ping manually configured bypass LSPs, used for protecting other LSPs. For this option, you must also specify the interface protected by the manual bypass LSP using the **interface** option.

multipoint—(Optional) Send ping requests to each of the egress routers or switches participating in a point-to-multipoint LSP. You can also include the **egress** option to ping a specific egress router or switch participating in a point-to-multipoint LSP.

size *bytes*—(Optional) Size of the LSP ping request packet (100 through 65468 bytes). Packets are 4-byte aligned. For example, if you enter a size of 101, 102, 103, or 104, the router or switch uses a size value of 104 bytes. If you enter a packet size that is smaller than the minimum size, an error message is displayed reminding you of the 100-byte minimum.

source *source-address*—(Optional) IP address of the outgoing interface. This address is sent in the IP source address field of the ping request. If this option is not specified, the default address is usually the loopback interface.

standby *standby-path-name*—(Optional) Name of the standby path.

sweep—(Optional) Automatically determine the size of the maximum transmission unit (MTU).

Additional Information If the LSP changes, the label and interface information displayed when you issued the **ping** command continues to be used. You must configure MPLS at the **[edit protocols mpls]** hierarchy level on the remote router or switch to ping an LSP terminating there. You must configure MPLS even if you intend to ping only LDP forwarding equivalence classes (FECs).

In asymmetric MTU scenarios, the echo response may be dropped. For example, if the MTU from System A to System B is 1000 bytes, the MTU from System B to System A is 500 bytes, and the ping request packet size is 1000 bytes, the echo response is dropped because the PAD TLV is included in the echo response, making it too large.

Required Privilege Level network

List of Sample Output [ping mpls rsvp \(Echo Reply Received\) on page 27](#)
[ping mpls rsvp \(Echo Reply with Error Code\) on page 27](#)

[ping mpls rsvp detail on page 27](#)
[ping mpls rsvp multipoint egress detail count on page 27](#)
[ping mpls rsvp multipoint detail count on page 27](#)
[ping mpls rsvp destination detail count size on page 28](#)
[ping mpls rsvp destination detail sweep size on page 28](#)

Output Fields When you enter this command, you are provided feedback on the status of your request. An exclamation point (!) indicates that an echo reply was received. A period (.) indicates that an echo reply was not received within the timeout period. An x indicates that an echo reply was received with an error code these packets are not counted in the received packets count. They are accounted for separately.

Sample Output

ping mpls rsvp (Echo Reply Received)	<pre> user@host> ping mpls rsvp test1 !!!!!--- lsping statistics ---5 packets transmitted, 5 packets received, 0% packet loss </pre>
ping mpls rsvp (Echo Reply with Error Code)	<pre> user@host> ping mpls rsvp test2 !!xxx--- lsping statistics ---5 packets transmitted, 2 packets received, 60% packet loss3 packets received with error status, not counted as received. </pre>
ping mpls rsvp detail	<pre> user@host> ping mpls rsvp to-green detail Request for seq 1, to interface 67, labels <100095, 0, 0> Reply for seq 1, return code: Egress-ok Request for seq 2, to interface 67, labels <100095, 0, 0> Reply for seq 2, return code: Egress-ok </pre>
ping mpls rsvp multipoint egress detail count	<pre> user@host>ping mpls rsvp sample-lsp multipoint egress 192.168.1.3 detail count 1 Request for seq 1, to interface 70, label 299952 Request for seq 1, to interface 70, no label stack. Request for seq 1, to interface 67, no label stack. Reply for seq 1, egress 192.168.1.3, return code: Egress-ok, time: 0.242 ms Local transmit time: 1205310695s 215737us Remote receive time: 1205310695s 215979us --- lsping, egress 192.168.1.3 statistics --- 1 packets transmitted, 1 packets received, 0% packet loss </pre>
ping mpls rsvp multipoint detail count	<pre> user@host>ping mpls rsvp sample-lsp multipoint detail count 1 Request for seq 1, to interface 70, label 299952 Request for seq 1, to interface 70, no label stack. Request for seq 1, to interface 67, no label stack. Reply for seq 1, return code: Unknown TLV, time: 9.877 ms Local transmit time: 1205310615s 347317us Remote receive time: 1205310615s 357194us Reply for seq 1, egress 192.168.1.3, return code: Egress-ok, time: 0.351 ms Local transmit time: 1205310615s 347262us Remote receive time: 1205310615s 347613us Reply for seq 1, egress 192.168.1.13, return code: Egress-ok, time: 0.301 ms Local transmit time: 1205310615s 347167us Remote receive time: 1205310615s 347468us Timeout for seq 1, egress 192.168.1.1 Timeout for seq 1, egress 192.168.1.4 Timeout for seq 1, egress 192.168.1.14 </pre>

```

--- lsping, egress 192.168.1.1 statistics ---
1 packets transmitted, 0 packets received, 100% packet loss

--- lsping, egress 192.168.1.3 statistics ---
1 packets transmitted, 1 packets received, 0% packet loss

--- lsping, egress 192.168.1.4 statistics ---
1 packets transmitted, 0 packets received, 100% packet loss

--- lsping, egress 192.168.1.13 statistics ---
1 packets transmitted, 1 packets received, 0% packet loss

--- lsping, egress 192.168.1.14 statistics ---
1 packets transmitted, 0 packets received, 100% packet loss

```

ping mpls rsvp destination detail count size

```

user@host> ping mpls rsvp chaser-access destination 192.168.0.1 detail count 1 size 4468

Request for seq 1, to interface 88, label 299984, packet size 4468
Reply for seq 1, return code: Egress-ok, time: 44.804 ms
    Local transmit time: 2009-03-30 22:05:02 CEST 408.629 ms
    Remote receive time: 2009-03-30 22:05:02 CEST 453.433 ms

--- lsping statistics ---
1 packets transmitted, 1 packets received, 0% packet loss

```

ping mpls rsvp destination detail sweep size

```

user@router> ping mpls rsvp chaser-access destination 192.168.0.1 detail sweep size 4500

Request for seq 1, to interface 86, no label stack., packet size 100
Reply for seq 1, return code: Egress-ok, time: -39.264 ms
    Local transmit time: 2009-04-24 14:05:40 CEST 541.423 ms
    Remote receive time: 2009-04-24 14:05:40 CEST 502.159 ms
Request for seq 2, to interface 86, no label stack., packet size 2300
Reply for seq 2, return code: Egress-ok, time: -38.179 ms
    Local transmit time: 2009-04-24 14:05:41 CEST 544.240 ms
    Remote receive time: 2009-04-24 14:05:41 CEST 506.061 ms
Request for seq 3, to interface 86, no label stack., packet size 4500
Timeout for seq 3
Request for seq 4, to interface 86, no label stack., packet size 3400
Reply for seq 4, return code: Egress-ok, time: -37.545 ms
    Local transmit time: 2009-04-24 14:05:45 CEST 549.953 ms
    Remote receive time: 2009-04-24 14:05:45 CEST 512.408 ms
Request for seq 5, to interface 86, no label stack., packet size 3952
Reply for seq 5, return code: Egress-ok, time: -37.176 ms
    Local transmit time: 2009-04-24 14:05:46 CEST 555.881 ms
    Remote receive time: 2009-04-24 14:05:46 CEST 518.705 ms
Request for seq 6, to interface 86, no label stack., packet size 4228
Reply for seq 6, return code: Egress-ok, time: -36.962 ms
    Local transmit time: 2009-04-24 14:05:47 CEST 561.809 ms
    Remote receive time: 2009-04-24 14:05:47 CEST 524.847 ms
Request for seq 7, to interface 86, no label stack., packet size 4368
Reply for seq 7, return code: Egress-ok, time: -36.922 ms
    Local transmit time: 2009-04-24 14:05:48 CEST 568.738 ms
    Remote receive time: 2009-04-24 14:05:48 CEST 531.816 ms
Request for seq 8, to interface 86, no label stack., packet size 4440
Reply for seq 8, return code: Egress-ok, time: -36.855 ms
    Local transmit time: 2009-04-24 14:05:49 CEST 575.669 ms
    Remote receive time: 2009-04-24 14:05:49 CEST 538.814 ms
Request for seq 9, to interface 86, no label stack., packet size 4476
Timeout for seq 9
Request for seq 10, to interface 86, no label stack., packet size 4460
Reply for seq 10, return code: Egress-ok, time: -36.906 ms

```

```
Local transmit time: 2009-04-24 14:05:53 CEST 584.382 ms
Remote receive time: 2009-04-24 14:05:53 CEST 547.476 ms
Request for seq 11, to interface 86, no label stack., packet size 4480
Timeout for seq 11
Request for seq 12, to interface 86, no label stack., packet size 4472
Timeout for seq 12
Request for seq 13, to interface 86, no label stack., packet size 4468
Reply for seq 13, return code: Egress-ok, time: -36.943 ms
Local transmit time: 2009-04-24 14:06:00 CEST 594.884 ms
Remote receive time: 2009-04-24 14:06:00 CEST 557.941 ms
Request for seq 14, to interface 86, no label stack., packet size 4476
Timeout for seq 14
Request for seq 15, to interface 86, no label stack., packet size 4472
Timeout for seq 15

--- lsp ping sweep result---
Maximum Transmission Unit (MTU) is 4468 bytes
```

ping vpls instance

Syntax ping vpls instance *instance-name* destination-mac *address* source-ip *address*
<bd-name *name*>
<control-plane-response>
<count *number*>
<detail>
<learning-vlan-id *number*>
<logical-system *logical-system-name*>

Release Information Command introduced in Junos OS Release 9.1.

Description Check the operability of virtual private LAN service (VPLS) connections. Type Ctrl+c to interrupt a **ping vpls instance** command.

When you issue a **ping vpls instance** command, a chassis MAC address is drawn from the ingress PE router's pool of MAC addresses and used to create the VPLS ping packet. The ping packet is then forwarded to the egress PE router. When the egress PE router receives the ping packet, it learns the MAC address from the VPLS ping packet. The MAC address is added to the egress PE router's MAC table.

The **ping vpls instance** command relies on the LSP ping and trace infrastructure defined in RFC 4379, *Detecting Multi-Protocol Label Switched (MPLS) Data Plane Failures* and further enhancements defined in Internet draft draft-stokes-vkompella-ppvpn-hvpls-oam-02, *Testing Hierarchical Virtual Private LAN Services*.

Options

- instance *instance-name***—Specify the name of the VPLS routing instance.
- destination-mac *address***—Specify a destination MAC address for the ping echo requests.
- source ip *address***—IP address of the outgoing interface.
- bd-name *name***—(Optional) Name of the bridge domain.
- control-plane-response**—(Optional) Request VPLS OAM responses using the control plane.
- count *number***—(Optional) Number of ping requests to send. If **count** is not specified, five ping requests are sent. The range of values is 1 through 1,000,000. The default value is 5.
- detail**—(Optional) Display detailed information about the echo requests sent and received.
- learning-vlan-id *number***—(Optional) Specify a learning VLAN identifier for the ping echo requests. The range of values is 0 through 4094.
- logical-system *logical-system-name***—(Optional) Specify a logical system name for the ping echo requests.

Additional Information This statement is only supported on the MX Series routers, the M120 and M320 routers, and the T1600 router.

Required Privilege Level network

List of Sample Output [ping vpls instance on page 31](#)

Output Fields When you enter this command, you are provided feedback on the status of your request. An exclamation point (!) indicates that an echo reply was received. A period (.) indicates that an echo reply was not received within the timeout period. An x indicates that an echo reply was received with an error code these packets are not counted in the received packets count. They are accounted for separately.

Sample Output

```
ping vpls instance user@host> ping vpls instance red destination-mac 00:89:67:1a:23:6f source-ip 10.255.17.138
! -> sample-router:red:ge-4/1/1.0
! -> sample-router:red:ge-4/1/1.0
! -> sample-router:red:ge-4/1/1.0
! -> sample-router:red:ge-4/1/1.0

--- vpls ping statistics ---
4 packets transmitted, 4 packets received, 0% packet loss
```


CHAPTER 2

Interface Diagnostics Operational Mode Commands

Table 4 on page 33 summarizes the command-line interface (CLI) commands you can use to run diagnostics on router interfaces. Commands are listed in alphabetical order.

Table 4: Interface Diagnostics Operational Mode Commands

Task	Command
Start a bit error rate test (BERT) on a DS0 interface.	<code>test interface ds0-bert-start</code>
Stop a BERT on a DS0 interface.	<code>test interface ds0-bert-stop</code>
Start a BERT on an E1 interface.	<code>test interface e1-bert-start</code>
Stop a BERT on an E1 interface.	<code>test interface e1-bert-stop</code>
Start a BERT on an E3 interface.	<code>test interface e3-bert-start</code>
Stop a BERT on an E3 interface.	<code>test interface e3-bert-stop</code>
Transmit over a facilities data link (FDL) to initiate or terminate a far-end line loopback.	<code>test interface fdl-line-loop</code>
Transmit over an FDL to initiate or terminate a far-end payload loopback.	<code>test interface fdl-payload-loop</code>
Transmit the line loopback activate code word sequence on the interface's far-end alarm and control (FEAC) channel.	<code>test interface feac-loop-initiate</code>
Transmit the line loopback deactivate code word sequence on the interface's FEAC channel.	<code>test interface feac-loop-terminate</code>
Initiate or terminate a far-end line loopback.	<code>test interface inband-line-loop</code>
Initiate or terminate a far-end payload loopback.	<code>test interface inband-payload-loop</code>

Table 4: Interface Diagnostics Operational Mode Commands (*continued*)

Task	Command
Restart auto-negotiation on a Fast Ethernet or Gigabit Ethernet interface.	<code>test interface restart-auto-negotiation</code>
Start a BERT on a T1 interface.	<code>test interface t1-bert-start</code>
Stop a BERT on a T1 interface.	<code>test interface t1-bert-stop</code>
Start a BERT on a T3 interface.	<code>test interface t3-bert-start</code>
Stop a BERT on a T3 interface.	<code>test interface t3-bert-stop</code>



NOTE: For information about how to configure interface test parameters, see the *Junos OS Network Interfaces Configuration Guide*. For information about related tasks performed by network operations center (NOC) personnel, see the *Junos Interfaces Network Operations Guide*.

test interface ds0-bert-start

Syntax	<code>test interface ds0-bert-start ds-<i>fpc/pic/port</i></code>
Release Information	Command introduced before Junos OS Release 7.4.
Description	Start a bit error rate test (BERT) on a DS0 interface.
Options	<code>ds-<i>fpc/pic/port</i></code> —DS0 interface name.
Additional Information	Before starting a BERT, you must disable the interface. To do so, include the disable statement at the <code>[edit interfaces <i>interface-name</i>]</code> hierarchy level. You can run a BERT on only one interface per PIC at a time.
Required Privilege Level	view
List of Sample Output	test interface ds0-bert-start on page 35
Output Fields	To display the results of the BERT, use the show interfaces extensive command.

Sample Output

```
test interface user@host> test interface ds0-bert-start ds-1/0/0
ds0-bert-start
```

test interface ds0-bert-stop

Syntax	<code>test interface ds0-bert-stop ds-<i>fpc/pic/port</i></code>
Release Information	Command introduced before Junos OS Release 7.4.
Description	Stop a bit error rate test (BERT) on a DS0 interface.
Options	<i>ds-fpc/pic/port</i> —DS0 interface name.
Required Privilege Level	view
List of Sample Output	test interface ds0-bert-stop on page 36
Output Fields	To display the results of the BERT, use the <code>show interfaces extensive</code> command.

Sample Output

<code>test interface ds0-bert-stop</code>	<code>user@host> test interface ds0-bert-stop ds-1/0/0</code>
---	--

test interface e1-bert-start

Syntax	test interface e1-bert-start <i>interface-name</i>
Release Information	Command introduced before Junos OS Release 7.4.
Description	Start a bit error rate test (BERT) on an E1 interface.
Options	<i>interface-name</i> —Interface name: <i>e1-fpc/pic/port</i> or <i>ce1-fpc/pic/port <:channel></i>
Additional Information	Before starting a BERT, you must disable the interface. To do this, include the disable statement at the [edit interfaces <i>interface-name</i>] hierarchy level. You can run a BERT on only one interface per PIC at a time.
Required Privilege Level	view
List of Sample Output	test interface e1-bert-start on page 37
Output Fields	To display the results of the BERT, use the show interfaces extensive command.

Sample Output

```
test interface user@host> test interface e1-bert-start e1-1/0/0
e1-bert-start
```

test interface e1-bert-stop

Syntax	<code>test interface e1-bert-stop <i>interface-name</i></code>
Release Information	Command introduced before Junos OS Release 7.4.
Description	Stop a bit error rate test (BERT) on an E1 interface.
Options	<i>interface-name</i> —Interface name: <code>e1-fpc/pic/port</code> or <code>ce1-fpc/pic/port <:channel></code> .
Required Privilege Level	view
List of Sample Output	test interface e1-bert-stop on page 38
Output Fields	To display the results of the BERT, use the <code>show interfaces extensive</code> command.

Sample Output

```
test interface e1-bert-stop  user@host> test interface e1-bert-stop e1-1/0/0
e1-bert-stop
```

test interface e3-bert-start

Syntax	<code>test interface e3-bert-start e3-<i>fpc/pic/port</i></code>
Release Information	Command introduced before Junos OS Release 7.4.
Description	Start a bit error rate test (BERT) on an E3 interface.
Options	<i>e3-fpc/pic/port</i> —E3 interface name.
Additional Information	Before starting a BERT, you must disable the interface. To do so, include the disable statement at the <code>[edit interfaces <i>interface-name</i>]</code> hierarchy level. You can run a BERT on only one interface per PIC at a time.
Required Privilege Level	view
List of Sample Output	test interface e3-bert-start on page 39
Output Fields	To display the results of the BERT, use the show interfaces extensive command.

Sample Output

```
test interface user@host> test interface e3-bert-start e3-1/0/0
e3-bert-start
```

test interface e3-bert-stop

Syntax	<code>test interface e3-bert-stop e3-<i>fpc/pic/port</i></code>
Release Information	Command introduced before Junos OS Release 7.4.
Description	Stop a bit error rate test (BERT) on an E3 interface.
Options	<i>e3-fpc/pic/port</i> —E3 interface name.
Required Privilege Level	view
List of Sample Output	test interface e3-bert-stop on page 40
Output Fields	To display the results of the BERT, use the <code>show interfaces extensive</code> command.

Sample Output

```
test interface e3-bert-stop user@host> test interface e3-bert-stop e3-1/0/0
```

test interface fdl-line-loop

Syntax `test interface fdl-line-loop (ansi (initiate | terminate) | bellcore (initiate | terminate))
t1-fpc/pic/port <:channel>`

Release Information Command introduced before Junos OS Release 7.4.

Description Send commands over the facilities data link (FDL) on a T1 interface to initiate or terminate a far-end line loopback using either an ANSI or Bellcore FDL command code. If the far end of the connection is in C-bit parity mode and it has been configured to accept line loopback requests from the near end, the far end executes the request. See the ANSI T1.107 specification for more details.



NOTE: The following restrictions apply to this command:

- If you attach a SmartJack network interface unit on the T1 connection between an M Series router with a channelized DS3 IQ, channelized OC3 IQ, or channelized OC12 IQ interface and a standard T1 interface, and you issue the `test interface fdl-line-loop bellcore initiate` command on the channelized T1 interface, the loopback test might not function correctly.
- On channelized DS3-to-DS1 and multichannel DS3 PICs, this command can only be initiated by T1 interfaces. These types of T1 interfaces cannot accept a request for this test sent by another router.
- This command is not supported on the 4-port T1 PIC.

Options `ansi`—ANSI FDL command code.

`bellcore`—Bellcore FDL command code.

`initiate`—Initiate the far-end line loopback.

`terminate`—Terminate the far-end line loopback.

`t1-fpc/pic/port <:channel>`—Name of a T1 interface. The channel number indicates a channelized interface.

Required Privilege Level view

List of Sample Output [test interface fdl-line-loop on page 42](#)

Output Fields To display the state and the number of times the interface has placed itself into remote loopback, use the `show interfaces extensive` command.

Sample Output

```
test interface user@host> test interface fdl-line-loop ansi initiate t1-1/0/0
fdl-line-loop
```


test interface fdl-payload-loop

Syntax `test interface fdl-payload-loop (ansi (initiate | terminate) | bellcore (initiate | terminate) t1-fpc/pic/port <:channel>)`

Release Information Command introduced before Junos OS Release 7.4.

Description Send commands over the facilities data link (FDL) on a T1 interface to initiate or terminate a far-end payload loopback using either an ANSI or Bellcore FDL command code. If the far end of the connection is in C-bit parity mode and has been configured to accept payload loopback requests from the near end, the far end executes the request. See the ANSI T1.107 specification for more details.



NOTE: The following restrictions apply to this command:

- On channelized DS3-to-DS1 and multichannel DS3 PICs, this command can only be initiated by T1 interfaces. These types of T1 interfaces cannot accept a request for this test sent by another router.
- This command is not supported on the 4-port T1 PIC.

Options **ansi**—ANSI FDL command code.

bellcore—Bellcore FDL command code.

initiate—Initiate the far-end payload loopback.

terminate—Terminate the far-end payload loopback.

t1-fpc/pic/port <:channel>—Name of a T1 interface. The channel number indicates a channelized interface.

Required Privilege Level view


List of Sample Output [test interface fdl-payload-loop on page 43](#)

Output Fields To display the state and the number of times the interface has placed itself into remote loopback, use the **show interfaces extensive** command.

Sample Output

```
test interface fdl-payload-loop user@host> test interface fdl-payload-loop ansi initiate t1-1/0/0
```


test interface feac-loop-initiate

Syntax	test interface t3- <i>fpc/pic/port</i> <:channel> feac-loop-initiate
Release Information	Command introduced before Junos OS Release 7.4.
Description	Have the interface transmit the word sequence for the line loopback activate code on its far-end alarm and control (FEAC) channel. If the far end of the connection is in C-bit parity mode and has been configured to accept remote loopback requests from the near end, the far end places its interface into remote loopback. See the ANSI T1.107 specification for more details.
	<div> NOTE: This command is not supported for T3 interfaces configured on DS3 and channelized OC12 PICs.</div>
Options	t3- <i>fpc/pic/port</i> <:channel>—Name of a T3 interface. The channel number indicates a channelized interface.
Required Privilege Level	view
List of Sample Output	test interface feac-loop-initiate on page 44
Output Fields	To display the state and the number of times the interface has placed itself into remote loopback, use the show interfaces extensive command.

Sample Output

```
test interface  user@host> test interface feac-loop-initiate t3-1/0/0
feac-loop-initiate
```

test interface feac-loop-terminate

Syntax	test interface t3- <i>fpc/pic/port</i> <:channel> feac-loop-terminate
Release Information	Command introduced before Junos OS Release 7.4.
Description	Have the interface transmit the line loopback deactivate code word sequence on its far-end alarm and control (FEAC) channel. If the far end of the connection is in C-bit parity mode and has been configured to accept remote loopback requests from the near end, the far end clears remote loopback on the interface. See the ANSI T1.107 specification for more details.
	<div>  <p>NOTE: This command is not supported for T3 interfaces configured on DS3 and Channelized OC12 PICs.</p> </div>
Options	t3- <i>fpc/pic/port</i> <:channel>—Name of a T3 interface. The channel number indicates a channelized interface.
Required Privilege Level	view
List of Sample Output	test interface feac-loop-terminate on page 45
Output Fields	To display the state and the number of times the interface has placed itself into remote loopback, use the show interfaces extensive command.

Sample Output

```
test interface user@host> test interface feac-loop-terminate t3-1/0/0
feac-loop-terminate
```

test interface inband-line-loop

Syntax `test interface inband-line-loop (ansi (initiate | terminate) | bellcore (initiate | terminate))
t1-fpc/pic/port <:channel>`

Release Information Command introduced before Junos OS Release 7.4.

Description Send commands on a T1 interface to initiate or terminate a far-end line loopback using either an ANSI or Bellcore FDL command code. If the far end of the connection is in C-bit parity mode and it has been configured to accept line loopback requests from the near end, the far end executes the request.



NOTE: The following restrictions apply to this command:

- On channelized DS3-to-DS1 and multichannel DS3 PICs, this command can only be initiated by T1 interfaces. These types of T1 interfaces cannot accept a request for this test sent by another router.
- This command is not supported on the 4-port T1 PIC.

Options **ansi**—ANSI FDL command code.

bellcore—Bellcore FDL command code.

initiate—Initiate the far-end payload loopback.

terminate—Terminate the far-end payload loopback.

t1-fpc/pic/port <:channel>—Name of a T1 interface. The channel number indicates a channelized interface.

Required Privilege Level view

List of Sample Output [test interface inband-line-loop on page 46](#)

Output Fields To display the state and the number of times the interface has placed itself into remote loopback, use the **show interfaces extensive** command.

Sample Output

```
test interface inband-line-loop user@host> test interface inband-line-loop ansi initiate t1-1/0/0
```

test interface inband-payload-loop

Syntax `test interface inband-payload-loop (ansi (initiate | terminate) | bellcore (initiate | terminate) t1-fpc/pic/port <:channel>)`

Release Information Command introduced before Junos OS Release 7.4.

Description Send commands on a T1 interface to initiate or terminate a far-end payload loopback using either an ANSI or Bellcore FDL command code. If the far end of the connection is in C-bit parity mode and has been configured to accept payload loopback requests from the near end, the far end executes the request.



NOTE: The following restrictions apply to this command:

- On channelized DS3-to-DS1 and multichannel DS3 PICs, this command can only be initiated by T1 interfaces. These types of T1 interfaces cannot accept a request for this test sent by another router.
- This command is not supported on the 4-port T1 PIC.

Options **ansi**—ANSI FDL command code.

bellcore—Bellcore FDL command code.

initiate—Initiate the far-end payload loopback.

terminate—Terminate the far-end payload loopback.

t1-fpc/pic/port <:channel>—Name of a T1 interface. The channel number indicates a channelized interface.

Additional Information See the ANSI T1.107 specification for more details.

Required Privilege Level view

List of Sample Output [test interface inband-payload-loop on page 47](#)

Output Fields To display the state and the number of times the interface has placed itself into remote loopback, use the **show interfaces extensive** command.

Sample Output

```
test interface inband-payload-loop user@host> test interface inband-payload-loop ansi initiate t1-1/0/0
```

test interface restart-auto-negotiation

Syntax	test interface restart-auto-negotiation <i>interface-name</i>
Release Information	Command introduced in Junos OS Release 7.6. Command introduced in Junos OS Release 9.0 for EX Series switches.
Description	Restarts auto-negotiation on a Fast Ethernet or Gigabit Ethernet interface.
Options	<i>interface-name</i> —Interface name: <i>fe-fpc/pic/port</i> or <i>ge-fpc/pic/port</i> .
Required Privilege Level	view
List of Sample Output	test interface restart-auto-negotiation on page 48
Output Fields	Use the <code>show interfaces extensive</code> command to see the state for auto-negotiation.

Sample Output

test interface restart-auto-negotiation	user@host> test interface restart-auto-negotiation fe-1/0/0
--	---

test interface t1-bert-start

Syntax	test interface t1-bert-start <i>interface-name</i>
Release Information	Command introduced before Junos OS Release 7.4.
Description	Start a bit error rate test (BERT) on a T1 interface.
Options	<i>interface-name</i> —Interface name: <i>t1-fpc/pic/port</i> or <i>ct1-fpc/pic/port <:channel></i> .
Additional Information	Before starting a BERT, you must disable the interface. To do so, include the disable statement at the [edit interfaces <i>interface-name</i>] hierarchy level. You can run a BERT on only one interface per PIC at a time.
Required Privilege Level	view
List of Sample Output	test interface t1-bert-start on page 49
Output Fields	To display the results of the BERT, use the show interfaces extensive command.

Sample Output

```
test interface user@host> test interface t1-bert-start t1-1/0/0
t1-bert-start
```

test interface t1-bert-stop

Syntax	<code>test interface t1-bert-stop <i>interface-name</i></code>
Release Information	Command introduced before Junos OS Release 7.4.
Description	Stop a bit error rate test (BERT) on a T1 interface.
Options	<i>interface-name</i> —Interface name: <i>t1-interface-name fpc/pic/port</i> or <i>ct1-fpc/pic/port <:channel></i>
Required Privilege Level	view
List of Sample Output	test interface t1-bert-stop on page 50
Output Fields	To display the results of the BERT, use the <code>show interfaces extensive</code> command.

Sample Output

```
test interface  user@host> test interface t1-bert-stop t1-1/0/0
t1-bert-stop
```


test interface t3-bert-start

Syntax	<code>test interface t3-bert-start <i>interface-name</i></code>
Release Information	Command introduced before Junos OS Release 7.4.
Description	Start a bit error rate test (BERT) on a T3 interface.
Options	<i>interface-name</i> —Interface name: <code>t3-fpc/pic/port</code> or <code>ct3-fpc/pic/port <:channel></code> .
Additional Information	Before starting a BERT, you must disable the interface. To do this, include the disable statement at the <code>[edit interfaces <i>interface-name</i>]</code> hierarchy level. You can run a BERT on only one interface per PIC at a time.
Required Privilege Level	view
List of Sample Output	test interface t3-bert-start on page 51
Output Fields	To display the results of the BERT, use the show interfaces extensive command.

Sample Output

```
test interface  user@host> test interface t3-bert-start t3-1/0/0
t3-bert-start
```

test interface t3-bert-stop

Syntax	<code>test interface t3-bert-stop <i>interface-name</i></code>
Release Information	Command introduced before Junos OS Release 7.4.
Description	Stop a bit error rate test (BERT) on a T3 interface.
Options	<i>interface-name</i> —Interface name: <code>t3-fpc/pic/port</code> or <code>ct3-fpc/pic/port <:channel></code> .
Required Privilege Level	view
List of Sample Output	test interface t3-bert-stop on page 52
Output Fields	To display the results of the BERT, use the <code>show interfaces extensive</code> command.

Sample Output

```
test interface  user@host> test interface t3-bert-stop t3-1/0/0
t3-bert-stop
```

CHAPTER 3

RADIUS Diagnostics Operational Mode Commands

Table 5 on page 53 summarizes RADIUS diagnostics commands that allow you to test RADIUS authentication by verifying a user, password, IP address, profile, and other RADIUS authentication attributes. Commands are listed in alphabetical order.

Table 5: RADIUS Operational Mode Commands

Task	Command
Test a RADIUS authentication profile	<code>test access profile</code>
Test RADIUS server authentication	<code>test access radius-server</code>

test access profile

Syntax	<code>test access profile <i>profile-name</i> user <i>username</i> password <i>password</i> <detail></code>
Release Information	Command introduced in Junos OS Release 9.1.
Description	Specify a profile to use to get information from a RADIUS server, which includes all the information from the test access radius-server command.
Options	<p>detail—(Optional) Show the RADIUS attributes returned by the server.</p> <p>profile-name—Access profile name configured.</p> <p>password—Password for the username.</p> <p>username—User name to be authenticated to the RADIUS server.</p>
Required Privilege Level	view
List of Sample Output	test access profile on page 55 test access profile detail on page 55
Output Fields	Table 6 on page 54 lists the output fields for the test access profile command. Output fields are listed in the approximate order in which they appear.

Table 6: test access profile Output Fields

Field Name	Field Description
Profile Name	Name of the configured access profile.
Client Username	The user name authenticated by the RADIUS server.
Client Password	The user password authenticated by the RADIUS server.
Num Servers	Number of RADIUS servers in the configured access profile.
Server List	List of RADIUS servers in the configure access profile.
IP Address	The IP address of the RADIUS server authenticated.
UDP Port	The RADIUS server port utilized during the authentication test.
Source Address	The source IP address of the client making the RADIUS request. If no address is shown, it defaults to the address of the outgoing interface.
Timeout	The RADIUS server timeout period.
Retry Count	The number of authentication attempts allowed by the RADIUS server.

Table 6: test access profile Output Fields (*continued*)

Field Name	Field Description
Secret	The shared secret used for authentication with the RADIUS server.
Status	The test result status (Accepted or Rejected) and the number of retransmits utilized during authentication.
Attempts	The number of authentication attempts on the RADIUS server.
Attribute List	The list of returned RADIUS attributes, sorted by the attribute name, and including parameter length and value. See your RADIUS server documentation for attribute descriptions.
(Attribute) Name	The name of the attribute.
(Attribute) Length	The attribute length in bytes.
(Attribute) Value	The attribute value.

Sample Output

test access profile The following example uses the **test access profile** command to access and display basic information about the RADIUS server(s) shown in the resulting output:

```

user@host> test access profile alpha user TEST password TEST
user@host> test access profile alpha user TEST password TEST
Test Radius Profile Access
  Profile Name       : alpha
  Client Username    : TEST
  Client Password    : TEST
  Num Servers        : 5
    Server List
      IP Address      UDP   Source      Retry
      Attempts        Port  Address      Timeout Count Secret  Status
1.1.1.1              1812  10.10.10.10    2       1    TEST   Timeout
2
1.2.3.4              1812   Default       1       2    TEST   Timeout
3
192.168.10.10        1812   Default       3       3    TEST   Accepted
1

```

test access profile detail The following example uses the **test access profile detail** command to access and display detailed information about the RADIUS server(s) shown in the resulting output:

```

user@host> test access profile alpha user TEST password TEST detail
user@host> test access profile alpha user TEST password TEST detail
Test Radius Profile Access Detailed
  Profile Name       : alpha
  Client Username    : TEST
  Client Password    : TEST
  Num Servers        : 5
    Radius Server List

```

```

IP Address      : 1.2.3.4
UDP Port        : 1812
Source Address  : 192.168.10.10
Timeout         : 2
Retry Count     : 1
Secret          : TEST
Status          : Timeout
Attempts        : 2

```

```

IP Address      : 1.2.3.5
UDP Port        : 1812
Source Address  : Default
Timeout         : 1
Retry Count     : 2
Secret          : TEST
Status          : Timeout
Attempts        : 3

```

```

IP Address      : 192.168.10.10
UDP Port        : 1812
Source Address  : Default
Timeout         : 3
Retry Count     : 3
Secret          : TEST
Status          : Accepted
Attempts        : 1

```

Attribute List

Name	Length	Value
Class	52	SBR2CLÍ%¿ð0%¿
Acct-Interim-Interval	4	5
Callback-Id	12	123-456-789
Callback-Number	13	555-555-1212
Class	15	Class information
Filter-Id	4	999
Filter-Id	6	12345
Framed-Compression	4	0
Framed-IP-Address	4	1:2:3:4
Framed-IP-Netmask	4	255:255:255:255
Framed-IPv6-Route	15	1:2:3:4:5:6:7:8
Framed-MTU	4	1024
Framed-Pool	9	pool sbr
Framed-Protocol	4	1
Framed-Route	8	iproute
Framed-Routing	4	0
Vendor-Specific	11	583
Idle-Timeout	4	3
Vendor-Specific	10	a4c
Vendor-Specific	14	a4c
Login-IP-Host	4	10:1:1:1
Login-LAT-Group	10	lat group
Login-LAT-Node	9	lat node
Login-LAT-Port	9	lat port
Login-LAT-Service	12	lat service
Login-Service	4	0
Login-TCP-Port	4	1812
Vendor-Specific	10	137
Vendor-Specific	38	137
Vendor-Specific	10	137

Vendor-Specific	9	137
Vendor-Specific	16	137
Vendor-Specific	10	137
Vendor-Specific	10	137
Vendor-Specific	10	137
Vendor-Specific	9	137
Vendor-Specific	10	137
Vendor-Specific	10	137
Vendor-Specific	10	137
Vendor-Specific	10	137
Password-Retry	4	3
Port-Limit	4	100
Prompt	4	
Reply-Message	18	Radius Server SB
Service-Type	4	2
Session-Timeout	4	10
Termination-Action	4	1
Tunnel-Assignment-ID	4	
Tunnel-Client-Auth-ID	6	
Tunnel-Client-Endpoint	4	
Tunnel-Password	19	
Tunnel-Type	4	12
MS BAP Usage	4	0
MS-CHAP MPPE-Keys	32	-1234567890
MS-CHAP2 Success	3	123456789
MS Filter	10	ms-filter
MS Link Drop Time Limit	4	5
MS Link Utilization Threshold	4	6
MS MPPE Encryption Policy	4	1
MS MPPE Encryption Types	3	-556677889
MS Primary DNS Server	4	1:1:1:1
MS Primary NBNS Server	4	2:2:2:2
MS Secondary DNS Server	4	3:3:3:3
MS Secondary NBNS Server	4	4:4:4:4

test access radius-server

Syntax `test access radius-server address user username password password secret secret
<authentication-port port>
<retry number>
<source-address address>
<timeout number>`

Release Information Command introduced in Junos OS Release 9.1.

Description Verify RADIUS server authentication parameters.

Options **address**—RADIUS server under test IP address.

password—Password for the user.

secret—Secret shared with the RADIUS server.

user—User name to be authenticated to the RADIUS server.

authentication-port—(Optional) RADIUS server authentication port number (1through 65535).

retry—(Optional) Retry attempts (1through 10).

source-address—(Optional) Use an alternate address as the source address.

timeout—(Optional) Request timeout period (1through 90 seconds).

Required Privilege Level view

List of Sample Output [test access radius-server user password secret on page 59](#)

Output Fields [Table 7 on page 58](#) lists the output fields for the **test access radius-server** command. Output fields are listed in the approximate order in which they appear.

Table 7: test access radius-server Output Fields

Field Name	Field Description
Server	The IP address of the RADIUS server authenticated.
UDP port	The RADIUS server port utilized during the authentication test.
Source IP Address	"Default" is shown if the IP address is the same as that of the RADIUS server. Alternatively, an IP address specified for authentication is shown.
Server timeout	The RADIUS server timeout period.
Sever retry count	The number of authentication attempts allowed by the RADIUS server.

Table 7: test access radius-server Output Fields (*continued*)

Field Name	Field Description
Secret	The shared secret used for authentication with the RADIUS server.
Client Username	The user name authenticated by the RADIUS server.
Client Password	The user password authenticated by the RADIUS server.
Status	The test result status (Accepted or Rejected) and the number of retransmits utilized during authentication.

Sample Output

test access radius-server user password secret The following example command tests RADIUS authentication with a specific server (172.28.30.95), user (JOHNDOE), secret (No1Knows), and password (JohnPass); and displays the resulting output:

```
user@host> test access radius-server 172.28.30.95 user JOHNDOE password JohnPass secret No1Knows
```

```
Test Radius Server Access
  Server           : 172.28.30.95
  UDP port         : 1812
  Source IP Address : Default
  Server timeout   : 3
  Sever retry count : 3
  Secret           : No1Knows
  Client Username   : JOHNDOE
  Client Password   : JohnPass
  Status            : Accepted, retransmits: 0
```


Real-Time Performance Monitoring Operational Mode Commands

Table 8 on page 61 summarizes the command-line interface (CLI) commands you can use to monitor and troubleshoot real-time performance monitoring (RPM). Commands are listed in alphabetical order.

Table 8: RPM Operational Mode Commands

Task	Command
Clear Two-Way Active Measurement Protocol (TWAMP) connections and associated sessions.	<code>clear services rpm twamp server connection</code>
Show configured probe servers.	<code>show services rpm active-servers</code>
Show the results of the last 50 completed probes for each RPM instance.	<code>show services rpm history-results</code>
Show probe results.	<code>show services rpm probe-results</code>
Show TWAMP connections.	<code>show services rpm twamp server connection</code>
Show TWAMP sessions.	<code>show services rpm twamp server session</code>



NOTE: For information about how to configure RPM, see the *Junos OS Services Interfaces Configuration Guide*.

clear services rpm twamp server connection

Syntax	clear services rpm twamp server connection <i><connection-id></i>
Release Information	Command introduced in Junos OS Release 9.3.
Description	Clear connections established between the real-time performance monitoring (RPM) Two-Way Active Measurement Protocol (TWAMP) server and control clients. By default all established connections are cleared (along with the sessions on those connections). To clear only a specific connection, specify the connection ID when you issue the command.
Options	<i>connection-id</i> —(Optional) Clear only the specified connection.
Required Privilege Level	clear

show services rpm active-servers

Syntax	show services rpm active-servers
Release Information	Command introduced before Junos OS Release 7.4. Command introduced in Junos OS Release 9.0 for EX Series switches.
Description	Display the protocols and corresponding ports for which a router or switch is configured as a real-time performance monitoring (RPM) server.
Options	This command has no options.
Required Privilege Level	view
List of Sample Output	show services rpm active-servers on page 63
Output Fields	Table 9 on page 63 lists the output fields for the show services rpm active-servers command. Output fields are listed in the approximate order in which they appear.

Table 9: show services rpm active-servers Output Fields

Field Name	Field Description
Protocol	Protocol configured on the receiving probe server. The protocol can be the User Datagram Protocol (UDP) or the Transmission Control Protocol (TCP).
Port	Port configured on the receiving probe server.
Destination interface name	Output interface name for the probes.

Sample Output

```

show services rpm active-servers user@host> show services rpm active-servers
                                     Protocol: TCP, Port: 50000, Destination interface name: lt-0/0/0.0
                                     Protocol: UDP, Port: 50001, Destination interface name: lt-0/0/0.0

```

show services rpm history-results

Syntax	<pre>show services rpm history-results <brief detail> <owner owner> <since time> <test name></pre>
Release Information	<p>Command introduced before Junos OS Release 7.4.</p> <p>Command introduced in Junos OS Release 9.0 for EX Series switches.</p>
Description	Display standard information about the results of the last 50 probes for each real-time performance monitoring (RPM) instance.
Options	<p>none—Display the results of the last 50 probes for all RPM instances.</p> <p>brief detail—(Optional) Display the specified level of output.</p> <p>owner owner—(Optional) Display information for the specified probe owner.</p> <p>since time—(Optional) Display information from the specified time. Specify time as <i>yyyy-mm-dd.hh:mm:ss</i>.</p> <p>test name—(Optional) Display information for the specified test.</p>
Required Privilege Level	view
List of Sample Output	<p>show services rpm history-results on page 65</p> <p>show services rpm history-results detail on page 65</p>
Output Fields	Table 10 on page 64 lists the output fields for the show services rpm history-results command. Output fields are listed in the approximate order in which they appear.

Table 10: show services rpm history-results Output Fields

Field Name	Field Description	Level of Output
Owner	Probe owner.	All levels
Test	Name of a test for a probe instance.	All levels
Probe received	Timestamp when the probe result was determined.	All levels
Round trip time	Average ping round-trip time (RTT), in microseconds.	All levels
Probe results	<p>Result of a particular probe performed by a remote host. The following information is contained in the results:</p> <ul style="list-style-type: none"> Response received—Timestamp when the probe result was determined. Rtt—Average ping round-trip time (RTT), in microseconds. 	detail

Table 10: show services rpm history-results Output Fields (*continued*)

Field Name	Field Description	Level of Output
Results over current test	Displays the results for the current test by probe at the time each probe was completed, as well as the status of the current test at the time the probe was completed.	detail
Probes sent	Number of probes sent with the current test.	detail
Probes received	Number of probe responses received within the current test.	detail
Loss percentage	Percentage of lost probes for the current test.	detail
Measurement	<p>Increment of measurement. Possible values are round-trip time delay and, for the probe type icmp-pin-timestamp, the egress and ingress delay:</p> <ul style="list-style-type: none"> • Minimum—Minimum RTT, ingress delay, or egress delay measured over the course of the current test. • Maximum—Maximum RTT, ingress delay, or egress delay measured over the course of the current test. • Average—Average RTT, ingress delay, or egress delay measured over the course of the current test. • Jitter—Difference, in microseconds, between the maximum and minimum RTT measured over the course of the current test. • Stddev—Standard deviation of the round-trip time, in microseconds, measured over the course of the current test. 	detail

Sample Output

```

show services rpm history-results user@host> show services rpm history-results
Owner, Test                               Probe received                               Round trip time
p1, t1                                     Wed Aug 12 01:02:35 2009                     315 usec
p1, t1                                     Wed Aug 12 01:02:36 2009                     266 usec
p1, t1                                     Wed Aug 12 01:02:37 2009                     314 usec
p1, t1                                     Wed Aug 12 01:02:38 2009                     388 usec
p1, t1                                     Wed Aug 12 01:02:39 2009                     316 usec
p1, t1                                     Wed Aug 12 01:02:40 2009                     271 usec
p1, t1                                     Wed Aug 12 01:02:41 2009                     314 usec
p1, t1                                     Wed Aug 12 01:02:42 2009                     1180 usec

show services rpm history-results detail user@host> show services rpm history-results detail
Owner: p1, Test: t1, Probe type: icmp-ping-timestamp
Probe results:
Response received, Wed Aug 12 01:02:35 2009,
Client and server hardware timestamps
Rtt: 315 usec
Results over current test:
Probes sent: 1, Probes received: 1, Loss percentage: 0
Measurement: Round trip time
Samples: 1, Minimum: 315 usec, Maximum: 315 usec, Average: 315 usec,
Peak to peak: 0 usec, Stddev: 0 usec, Sum: 315 usec

Owner: p1, Test: t1, Probe type: icmp-ping-timestamp
Probe results:

```

```
Response received, Wed Aug 12 01:02:36 2009,
Client and server hardware timestamps
Rtt: 266 usec, Round trip jitter: -50 usec,
Round trip interarrival jitter: 3 usec
Results over current test:
Probes sent: 2, Probes received: 2, Loss percentage: 0
Measurement: Round trip time
  Samples: 2, Minimum: 266 usec, Maximum: 315 usec, Average: 291 usec,
  Peak to peak: 49 usec, Stddev: 24 usec, Sum: 581 usec
Measurement: Negative round trip jitter
  Samples: 1, Minimum: 50 usec, Maximum: 50 usec, Average: 50 usec,
  Peak to peak: 0 usec, Stddev: 0 usec, Sum: 50 usec

Owner: p1, Test: t1, Probe type: icmp-ping-timestamp
Probe results:
Response received, Wed Aug 12 01:02:37 2009,
Client and server hardware timestamps
Rtt: 314 usec, Round trip jitter: 49 usec,
Round trip interarrival jitter: 6 usec
Results over current test:
Probes sent: 3, Probes received: 3, Loss percentage: 0
Measurement: Round trip time
  Samples: 3, Minimum: 266 usec, Maximum: 315 usec, Average: 298 usec,
  Peak to peak: 49 usec, Stddev: 23 usec, Sum: 895 usec
Measurement: Positive round trip jitter
  Samples: 1, Minimum: 49 usec, Maximum: 49 usec, Average: 49 usec,
  Peak to peak: 0 usec, Stddev: 0 usec, Sum: 49 usec
Measurement: Negative round trip jitter
  Samples: 1, Minimum: 50 usec, Maximum: 50 usec, Average: 50 usec,
  Peak to peak: 0 usec, Stddev: 0 usec, Sum: 50 usec

Owner: p1, Test: t1, Probe type: icmp-ping-timestamp
Probe results:
Response received, Wed Aug 12 01:02:38 2009,
Client and server hardware timestamps
Rtt: 388 usec, Round trip jitter: 74 usec,
Round trip interarrival jitter: 10 usec
Results over current test:
Probes sent: 4, Probes received: 4, Loss percentage: 0
Measurement: Round trip time
  Samples: 4, Minimum: 266 usec, Maximum: 388 usec, Average: 321 usec,
  Peak to peak: 122 usec, Stddev: 44 usec, Sum: 1283 usec
Measurement: Positive round trip jitter
  Samples: 2, Minimum: 49 usec, Maximum: 74 usec, Average: 62 usec,
  Peak to peak: 25 usec, Stddev: 12 usec, Sum: 123 usec
Measurement: Negative round trip jitter
  Samples: 1, Minimum: 50 usec, Maximum: 50 usec, Average: 50 usec,
  Peak to peak: 0 usec, Stddev: 0 usec, Sum: 50 usec
```


show services rpm probe-results

Syntax	show services rpm probe-results <owner <i>owner</i> > <test <i>name</i> >
Release Information	Command introduced before Junos OS Release 7.4. Command introduced in Junos OS Release 9.0 for EX Series switches.
Description	Display the results of the most recent real-time performance monitoring (RPM) probes.
Options	none —Display all results of the most recent RPM probes. owner <i>owner</i> —(Optional) Display information for the specified probe owner. test <i>name</i> —(Optional) Display information for the specified test.
Required Privilege Level	view
List of Sample Output	show services rpm probe-results on page 70 show services rpm probe-results (BGP Neighbor Discovery) on page 71
Output Fields	Table 11 on page 67 lists the output fields for the show services rpm probe-results command. Output fields are listed in the approximate order in which they appear.

Table 11: show services rpm probe-results Output Fields

Field Name	Field Description
Owner	Owner name. When you configure the probe owner statement at the [edit services rpm] hierarchy level, this field displays the configured owner name. When you configure BGP neighbor discovery through RPM, the output for this field is Rpm-Bgp-Owner .
Test	Name of a test representing a collection of probes. When you configure the test test-name statement at the [edit services rpm probe owner] hierarchy level, the field displays the configured test name. When you configure BGP neighbor discovery through RPM, the output for this field is Rpm-BGP-Test-n , where <i>n</i> is a cumulative number.
Target address	Destination address used for the probes.
Source address	Source address used for the probes.
Probe type	Protocol configured on the receiving probe server: http-get , http-metadata-get , icmp-ping , icmp-ping-timestamp , tcp-ping , udp-ping , or udp-ping-timestamp .
Test size	Number of probes within a test.

Table 11: show services rpm probe-results Output Fields (*continued*)

Field Name	Field Description
Routing Instance Name	<p>(BGP neighbor discovery) Name of the configured (if any) routing instance, logical system name, or both, in which the probe is configured:</p> <ul style="list-style-type: none"> When a routing instance is defined within a logical system, the logical system name is followed by the routing instance name. A slash (/) is used to separate the two entities. For example, if the routing instance called R1 is configured within the logical system called LS, the name in the output field is LS/R1. When a routing instance is configured but the default logical system is used, the name in the output field is the name of the routing instance. When a logical system is configured but the default routing instance is used, the name in the output field is the name of the logical system followed by default. A slash (/) is used to separate the two entities. For example, LS/default.
Probe results	<p>Raw measurement of a particular probe sample done by a remote host. This data is provided separately from the calculated results. The following information is contained in the raw measurement:</p> <ul style="list-style-type: none"> Response received—Timestamp when the probe result was determined. Client and server hardware timestamps—If timestamps are configured, an entry appears at this point. Rtt—Average ping round-trip time (RTT), in microseconds. Egress jitter—Egress jitter, in microseconds. Ingress jitter—Ingress jitter, in microseconds. Round trip jitter—Round-trip jitter, in microseconds. Egress interarrival jitter—Egress interarrival jitter, in microseconds. Ingress interarrival jitter—Ingress interarrival jitter, in microseconds. Round trip interarrival jitter—Round-trip interarrival jitter, in microseconds.
Results over current test	<p>Probes are grouped into tests, and the statistics are calculated for each test. If a test contains 10 probes, the average, minimum, and maximum results are calculated from the results of those 10 probes. If the command is issued while the test is in progress, the statistics use information from the completed probes.</p> <ul style="list-style-type: none"> Probes sent—Number of probes sent within the current test. Probes received—Number of probe responses received within the current test. Loss percentage—Percentage of lost probes for the current test. Measurement—Measurement type. Possible values are round-trip time, positive round-trip jitter, negative round-trip jitter, egress time, positive egress jitter, negative egress jitter, ingress time, positive ingress jitter, negative ingress jitter, and, for the probe type icmp-ping-timestamp, the egress delay and ingress delay. <p>For each measurement type, the following individual calculated results are provided:</p> <ul style="list-style-type: none"> Samples—Number of probes. Minimum—Minimum RTT, ingress delay, or egress delay measured over the course of the current test. Maximum—Maximum RTT, ingress delay, or egress delay measured over the course of the current test. Average—Average RTT, ingress delay, or egress delay measured over the course of the current test. Peak to peak—Peak-to-peak difference, in microseconds. Stddev—Standard deviation, in microseconds. Sum—Statistical sum.

Table 11: show services rpm probe-results Output Fields (*continued*)

Field Name	Field Description
Results over last test	<p>Results for the most recently completed test. If the command is issued while the first test is in progress, this information is not displayed</p> <ul style="list-style-type: none"> • Probes sent—Number of probes sent for the most recently completed test. • Probes received—Number of probe responses received for the most recently completed test. • Loss percentage—Percentage of lost probes for the most recently completed test. • Test completed—Time the most recent test was completed. • Measurement—Measurement type. Possible values are round-trip time, positive round-trip jitter, negative round-trip jitter, egress time, positive egress jitter, negative egress jitter, ingress time, positive ingress jitter, negative ingress jitter, and, for the probe type icmp-ping-timestamp, the egress delay and ingress delay. <p>For each measurement type, the following individual calculated results are provided:</p> <ul style="list-style-type: none"> • Samples—Number of probes. • Minimum—Minimum RTT, ingress delay, or egress delay measured for the most recently completed test. • Maximum—Maximum RTT, ingress delay, or egress delay measured for the most recently completed test. • Average—Average RTT, ingress delay, or egress delay measured for the most recently completed test. • Peak to peak—Peak-to-peak difference, in microseconds. • Stddev—Standard deviation, in microseconds. • Sum—Statistical sum.
Results over all tests	<p>Displays statistics made for all the probes, independently of the grouping into tests, as well as statistics for the current test.</p> <ul style="list-style-type: none"> • Probes sent—Number of probes sent in all tests. • Probes received—Number of probe responses received in all tests. • Loss percentage—Percentage of lost probes in all tests. • Measurement—Measurement type. Possible values are round-trip time, positive round-trip jitter, negative round-trip jitter, egress time, positive egress jitter, negative egress jitter, ingress time, positive ingress jitter, negative ingress jitter, and, for the probe types icmp-ping-timestamp and udp-ping-timestamp, the egress delay and ingress delay. <p>For each measurement type, the following individual calculated results are provided:</p> <ul style="list-style-type: none"> • Samples—Number of probes. • Minimum—Minimum RTT, ingress delay, or egress delay measured over the course of the current test. • Maximum—Maximum RTT, ingress delay, or egress delay measured over the course of the current test. • Average—Average RTT, ingress delay, or egress delay measured over the course of the current test. • Peak to peak—Peak-to-peak difference, in microseconds. • Stddev—Standard deviation, in microseconds. • Sum—Statistical sum.

Sample Output

```

show services rpm probe-results user@host> show services rpm probe-results
probe-results Owner: ADSN-J4300.ADSN-J2300.D2, Test: 75300002
Target address: 172.16.54.172, Source address: 10.206.0.1,
Probe type: udp-ping-timestamp, Test size: 10 probes
Probe results:
  Response received, Tue Feb 6 14:53:15 2007,
  Client and server hardware timestamps
  Rtt: 575 usec, Egress jitter: 5 usec, Ingress jitter: 8 usec,
  Round trip jitter: 12 usec, Egress interarrival jitter: 8 usec,
  Ingress interarrival jitter: 7 usec, Round trip interarrival jitter: 7 usec,

  Round trip interarrival jitter: 669 usec
Results over current test:
  Probes sent: 10, Probes received: 10, Loss percentage: 0
  Measurement: Round trip time
    Samples: 10, Minimum: 805 usec, Maximum: 2859 usec, Average: 1644 usec,
    Peak to peak: 2054 usec, Stddev: 738 usec, Sum: xxxx usec
  Measurement: Positive round trip jitter
    Samples: 5, Minimum: 5 usec, Maximum: 2054 usec, Average: 876 usec,
    Peak to peak: 2049 usec, Stddev: 679 usec, Sum: xxxx usec
  Measurement: Negative round trip jitter
    Samples: 5, Minimum: 5 usec, Maximum: 1812 usec, Average: 926 usec,
    Peak to peak: 1807 usec, Stddev: 665 usec, Sum: xxxx usec
  Measurement: Egress time
    Samples: 10, Minimum: 805 usec, Maximum: 2859 usec, Average: 1644 usec,
    Peak to peak: 2054 usec, Stddev: 738 usec, Sum: xxxx usec
  Measurement: Positive Egress jitter
    Samples: 5, Minimum: 5 usec, Maximum: 2054 usec, Average: 876 usec,
    Peak to peak: 2049 usec, Stddev: 679 usec, Sum: xxxx usec
  Measurement: Negative Egress jitter
    Samples: 5, Minimum: 5 usec, Maximum: 1812 usec, Average: 926 usec,
    Peak to peak: 1807 usec, Stddev: 665 usec, Sum: xxxx usec
  Measurement: Ingress time
    Samples: 10, Minimum: 805 usec, Maximum: 2859 usec, Average: 1644 usec,
    Peak to peak: 2054 usec, Stddev: 738 usec, Sum: xxxx usec
  Measurement: Positive Ingress jitter
    Samples: 5, Minimum: 5 usec, Maximum: 2054 usec, Average: 876 usec,
    Peak to peak: 2049 usec, Stddev: 679 usec, Sum: xxxx usec
  Measurement: Negative Ingress jitter
    Samples: 5, Minimum: 5 usec, Maximum: 1812 usec, Average: 926 usec,
    Peak to peak: 1807 usec, Stddev: 665 usec, Sum: xxxx usec
Results over last test:
  Probes sent: 10, Probes received: 10, Loss percentage: 0
  Test completed on Tue Feb 6 14:53:16 2007
  Measurement: Round trip time
    Samples: 10, Minimum: 805 usec, Maximum: 2859 usec, Average: 1644 usec,
    Peak to peak: 2054 usec, Stddev: 738 usec, Sum: xxxx usec
  Measurement: Positive round trip jitter
    Samples: 5, Minimum: 5 usec, Maximum: 2054 usec, Average: 876 usec,
    Peak to peak: 2049 usec, Stddev: 679 usec, Sum: xxxx usec
  Measurement: Negative round trip jitter
    Samples: 5, Minimum: 5 usec, Maximum: 1812 usec, Average: 926 usec,
    Peak to peak: 1807 usec, Stddev: 665 usec, Sum: xxxx usec
  Measurement: Egress time
    Samples: 10, Minimum: 805 usec, Maximum: 2859 usec, Average: 1644 usec,
    Peak to peak: 2054 usec, Stddev: 738 usec, Sum: xxxx usec
  Measurement: Positive Egress jitter
    Samples: 5, Minimum: 5 usec, Maximum: 2054 usec, Average: 876 usec,

```

```

    Peak to peak: 2049 usec, Stddev: 679 usec, Sum: xxxx usec
Measurement: Negative Egress jitter
    Samples: 5, Minimum: 5 usec, Maximum: 1812 usec, Average: 926 usec,
    Peak to peak: 1807 usec, Stddev: 665 usec, Sum: xxxx usec
Measurement: Ingress time
    Samples: 10, Minimum: 805 usec, Maximum: 2859 usec, Average: 1644 usec,
    Peak to peak: 2054 usec, Stddev: 738 usec, Sum: xxxx usec
Measurement: Positive Ingress jitter
    Samples: 5, Minimum: 5 usec, Maximum: 2054 usec, Average: 876 usec,
    Peak to peak: 2049 usec, Stddev: 679 usec, Sum: xxxx usec
Measurement: Negative Ingress jitter
    Samples: 5, Minimum: 5 usec, Maximum: 1812 usec, Average: 926 usec,
    Peak to peak: 1807 usec, Stddev: 665 usec, Sum: xxxx usec
Results over all tests:
Probes sent: 560, Probes received: 560, Loss percentage: 0
Measurement: Round trip time
    Samples: 560, Minimum: 805 usec, Maximum: 3114 usec, Average: 1756 usec,

    Peak to peak: 2309 usec, Stddev: 519 usec, Sum: xxxx usec
Measurement: Positive round trip jitter
    Samples: 257, Minimum: 0 usec, Maximum: 2054 usec, Average: 597 usec,
    Peak to peak: 2054 usec, Stddev: 427 usec, Sum: xxxx usec
Measurement: Negative round trip jitter
    Samples: 302, Minimum: 1 usec, Maximum: 1812 usec, Average: 511 usec,
    Peak to peak: 1811 usec, Stddev: 408 usec, Sum: xxxx usec
Measurement: Egress time
    Samples: 10, Minimum: 805 usec, Maximum: 2859 usec, Average: 1644 usec,
    Peak to peak: 2054 usec, Stddev: 738 usec, Sum: xxxx usec
Measurement: Positive Egress jitter
    Samples: 5, Minimum: 5 usec, Maximum: 2054 usec, Average: 876 usec,
    Peak to peak: 2049 usec, Stddev: 679 usec, Sum: xxxx usec
Measurement: Negative Egress jitter
    Samples: 5, Minimum: 5 usec, Maximum: 1812 usec, Average: 926 usec,
    Peak to peak: 1807 usec, Stddev: 665 usec, Sum: xxxx usec
Measurement: Ingress time
    Samples: 10, Minimum: 805 usec, Maximum: 2859 usec, Average: 1644 usec,
    Peak to peak: 2054 usec, Stddev: 738 usec, Sum: xxxx usec
Measurement: Positive Ingress jitter
    Samples: 5, Minimum: 5 usec, Maximum: 2054 usec, Average: 876 usec,
    Peak to peak: 2049 usec, Stddev: 679 usec, Sum: xxxx usec
Measurement: Negative Ingress jitter
    Samples: 5, Minimum: 5 usec, Maximum: 1812 usec, Average: 926 usec,
    Peak to peak: 1807 usec, Stddev: 665 usec, Sum: xxxx usec

```

**show services rpm
probe-results (BGP
Neighbor Discovery)**

```

user@host> show services rpm probe-results
Owner: Rpm-Bgp-Owner, Test: Rpm-Bgp-Test-1
Target address: 10.209.152.37, Probe type: icmp-ping, Test size: 5 probes
Routing Instance Name: LS1/RI1
Probe results:
  Response received, Fri Oct 28 05:20:23 2005
  Rtt: 662 usec
Results over current test:
  Probes sent: 5, Probes received: 5, Loss percentage: 0
  Measurement: Round trip time
    Minimum: 529 usec, Maximum: 662 usec, Average: 585 usec,
    Jitter: 133 usec, Stddev: 53 usec
Results over all tests:
  Probes sent: 5, Probes received: 5, Loss percentage: 0
  Measurement: Round trip time

```

Minimum: 529 usec, Maximum: 662 usec, Average: 585 usec,
Jitter: 133 usec, Stddev: 53 usec

show services rpm twamp server connection

Syntax	show services rpm twamp server connection <i><connection-id></i>
Release Information	Command introduced in Junos OS Release 9.3.
Description	Display information about the connections established between the real-time performance monitoring (RPM) Two-Way Active Measurement Protocol (TWAMP) server and control-clients. By default, all established sessions are displayed, unless you specify a session ID when you issue the command.
Options	<i>connection-id</i> —(Optional) Display only information about the specified connection ID.
Required Privilege Level	view
List of Sample Output	show services rpm twamp server connection on page 73
Output Fields	Table 12 on page 73 lists the output fields for the show services rpm twamp server connection command. Output fields are listed in the approximate order in which they appear.

Table 12: show services rpm twamp server connection Output Fields

Field Name	Field Description
Connection ID	Connection ID that uniquely identifies the connection between the TWAMP server and a particular client.
Client address	Client IP address.
Client port	Client port number.
Server address	Server IP address.
Server port	Server port number.
Session count	Session count.
Auth mode	Authentication mode.

Sample Output

```

show services rpm twamp server connection
user@host> show services rpm twamp server connection
  Connection  Client      Client  Server      Server  Session  Auth
   ID         address      port    address     port    count    mode
  ---
      4    1.1.1.1      12345  192.168.219.203    890        16  none
     78    3.22.1.55       345   22.2.2.2      89022         5  none

```

	234	192.168.219.203	2345	2.2.22.2	3333	16	none
	5	221.4.1.1	82345	2.2.2.2	45909	16	
authenticated	1	192.168.1.1	645	32.2.2.23	2394	16	
encrypted							

show services rpm twamp server session

Syntax	show services rpm twamp server session <i><session-id></i>
Release Information	Command introduced in Junos OS Release 9.3.
Description	Display information about the sessions established between the real-time performance monitoring (RPM) Two-Way Active Measurement Protocol (TWAMP) server and control clients. By default, all established sessions are displayed, unless you specify a session ID when you issue the command.
Options	<i>session-id</i> —(Optional) Display only information about the specified session ID.
Required Privilege Level	view
List of Sample Output	show services rpm twamp server session on page 75
Output Fields	Table 13 on page 75 lists the output fields for the show services rpm twamp server session command. Output fields are listed in the approximate order in which they appear.

Table 13: show services rpm twamp server session Output Fields

Field Name	Field Description
Session ID	Session ID that uniquely identifies the session between the TWAMP server and a particular client.
Connection ID	Connection ID that uniquely identifies the connection between the TWAMP server and a particular client.
Sender address	Sender IP address.
Sender port	Sender port number.
Reflector address	Reflector IP address.
Reflector port	Reflector port number.

Sample Output

```

show services rpm twamp server session
user@host> show services rpm twamp server session
  Session  Connection  Sender  Sender  Reflector  Reflector
   ID      ID         address  port    address    port
   4        44        1.1.1.1  12345   192.168.219.203   890
   78       44        3.22.1.55  345     22.2.2.2         89022
  234      423      192.168.219.203  2345    2.2.22.2         3333
   5       423      221.4.1.1    82345    2.2.2.2         45909
   1       423      192.168.1.1    645     32.2.2.23        2394

```


Real-Time Router Monitoring Operational Mode Commands

Table 14 on page 77 summarizes the command-line interface (CLI) commands you can use to monitor files, interfaces, and traffic in real time. Commands are listed in alphabetical order.

Table 14: Real-Time Router Monitoring Operational Mode Commands

Task	Command
Start an Ethernet frame delay monitoring session. (MX Series, Ethernet Dense Port Concentrators only)	<code>monitor ethernet delay-measurement</code>
Start an Ethernet frame loss monitoring session. (MX Series, Ethernet Dense Port Concentrators only)	<code>monitor ethernet loss-measurement</code>
Monitor statistics for a physical interface.	<code>monitor interface</code>
Monitor a RSVP label-switched path (LSP).	<code>monitor label-switched-path</code>
Display the status of monitored log and trace files.	<code>monitor list</code>
Start displaying the system log or trace file and additional entries being added to those files.	<code>monitor start</code>
Stop displaying the system log or trace file.	<code>monitor stop</code>
Monitor packet headers transmitted through network interfaces sent from or received by the Routing Engine.	<code>monitor traffic</code>
Display trace information about an IP multicast path.	<code>mtrace</code>
Display trace information about a IP multicast path from a source to the router.	<code>mtrace from-source</code>
Listen passively for IP multicast responses.	<code>mtrace monitor</code>
Display trace information about an IP multicast path from the router to a gateway router.	<code>mtrace to-gateway</code>

Table 14: Real-Time Router Monitoring Operational Mode Commands (*continued*)

Task	Command
Determine the route to a network system.	<code>traceroute</code>
Monitor the route to a network system.	<code>traceroute monitor</code>
Monitor the route to a remote host for an MPLS LSP signaled by LDP.	<code>traceroute mpls ldp</code>
Monitor the route to a remote host for an MPLS LSP signaled by RSVP.	<code>traceroute mpls rsvp</code>



NOTE: For information about how to configure interface parameters, see the *Junos OS Network Interfaces Configuration Guide*.

For information about how to configure IP multicast parameters, see the *Junos OS Multicast Protocols Configuration Guide*.

For information about related tasks performed by network operations center (NOC) personnel, see the *Junos Baseline Network Operations Guide*.

monitor ethernet delay-measurement

Syntax monitor ethernet delay-measurement
 maintenance-domain *md-name*
 maintenance-association *ma-name*
 (one-way | two-way)
 (*remote-mac-address* | mep *remote-mep-id*)
 <count *frame-count*>
 <wait *interval-seconds*>
 <priority *802.1p value*>
 <size>
 <no-session-id-tlv>
 <xml>

Release Information Command introduced in Junos OS Release 9.5.

Description Start an ITU-T Y.1731 Ethernet frame delay measurement session between the specified local connectivity fault management (CFM) maintenance association end point (MEP) and the specified remote MEP, and display a summary of the frames exchanged in the measurement session. Frame delay measurement statistics are stored at one of the MEPs for later retrieval.



NOTE: If you attempt to monitor delays to a nonexistent MAC address, you must type Ctrl +c to explicitly quit the **monitor ethernet delay-measurement** command and return to the CLI command prompt.

To start an Ethernet frame delay measurement session, the router initiates an exchange of frames carrying one-way or two-way frame delay measurement protocol data units (PDUs) between the local and remote MEPs. The frame counts—the types of and number of Ethernet frame delay measurement PDU frames exchanged to measure frame delay times—are displayed as the run-time output of the **monitor ethernet delay-measurement** command and are also stored at both the initiator and receiver MEPs for later retrieval. Ethernet frame delay measurement statistics, described below, are measured and stored at only one of the MEPs:

Frame delay—The difference, in microseconds, between the time a frame is sent and when it is received.

Frame delay variation—The difference, in microseconds, between consecutive frame delay values. Frame delay variation is sometimes called “frame jitter.”

For one-way Ethernet frame delay measurement, only the receiver MEP (on the remote system) collects statistics. For two-way Ethernet frame delay measurement, only the initiator MEP (on the local system) collects statistics.

Options **maintenance-domain *md-name***—Name of an existing CFM maintenance domain.
 maintenance-association *ma-name*—Name of an existing CFM maintenance association.

one-way—Measurement type is one-way Ethernet frame delay measurement, which is based on the difference between the time at which the initiator MEP sends a one-way delay measurement request (IDM) frame and the time at which the receiver MEP receives the frame.

two-way—Measurement type is two-way Ethernet frame delay measurement, which is based on the difference between the time at which the initiator MEP sends a two-way delay measurement message (DMM) frame and the time at which the initiator MEP receives an associated two-way delay measurement reply (DMR) frame from the responder MEP, subtracting the time elapsed at the responder MEP.

mep remote-mep-id—Numeric identifier of the peer MEP with which to perform Ethernet frame delay measurement. The discovered MAC address of the peer MEP is used. The range of values is 1 through 8191.

remote-mac-address—Unicast MAC address of the peer MEP with which to perform Ethernet frame delay measurement. Specify the MAC address as six hexadecimal bytes in one of the following formats: *nnnn.nnnn.nnnn* or *nn:nn:nn:nn:nn:nn*. For example, **0011.2233.4455** or **00:11:22:33:44:55**. Multicast MAC addresses are not supported.

count frame-count—(Optional) Number of frames to send to the specified peer MEP. The range of values is 1 through 65,535 frames. The default value is 10 frames.

wait interval-seconds—(Optional) Number of seconds to wait between sending frames. The range of values is from 1 through 255 seconds. The default value is 1 second.

priority 802.1p value—(Optional) Priority of the delay measurement request frame supported by both one-way delay measurement and two-way delay measurement. The range of values is from 0 through 7. The default value is zero.

size—(Optional) Size of the data TLV to be included in the request frame. The range of values is from 1 through 1400 bytes.

no-session-id-tlv—(Optional) Prevent insertion of the session ID TLV in the request frame.

xml—(Optional) Allow the output of the command to be displayed in XML format supported by both one-way delay measurement and two-way delay measurement. Note that the only way to get output in XML format is to use the **xml** argument. The **display xml** command does not work.

Additional Information To display the frame counts collected at an MEP as the result of this command, see the following command descriptions in the [Junos OS Interfaces Command Reference](#):

- **show oam ethernet connectivity-fault-management interfaces detail**
- **show oam ethernet connectivity-fault-management mep-database**
- **show oam ethernet connectivity-fault-management mep-statistics**

To display the statistics collected at an MEP as the result of this command, see the following command descriptions in the [Junos OS Interfaces Command Reference](#).

- **show oam ethernet connectivity-fault-management delay-statistics**
- **show oam ethernet connectivity-fault-management mep-statistics**

To clear both the frame counts and the statistics collected for MEPs, use the **clear oam ethernet connectivity-fault-management statistics** command, described in the [Junos OS Interfaces Command Reference](#).

For a complete description of Ethernet frame delay measurement, see the *ITU-T Y.1731 Ethernet Service OAM* topics in the [Junos OS Network Interfaces Configuration Guide](#).

Required Privilege Level	trace and maintenance
List of Sample Output	monitor ethernet delay-measurement one-way on page 82 monitor ethernet delay-measurement two-way on page 82 monitor ethernet delay-measurement two-way (Invalid DMR Frames Received) on page 83
Output Fields	<p>The monitor ethernet delay-measurement command displays different output at the CLI, depending on whether you start a one-way or two-way frame delay measurement:</p> <ul style="list-style-type: none"> • Table 15 on page 81 lists the run-time output fields for the monitor ethernet delay-measurement one-way command. • Table 16 on page 82 lists the run-time output fields for the monitor ethernet delay-measurement two-way command. <p>Output fields are listed in the approximate order in which they appear.</p>

Table 15: monitor ethernet delay-measurement one-way Output Fields

Output Field Name	Output Field Description
One-way ETH-DM request to	Unicast MAC address of the remote peer MEP.
Interface	Name of the Ethernet physical, logical, or trunk interface to which the local MEP is attached.
IDM Frames sent	PDU frames sent to the remote MEP in this ETH-DM session.
Packets transmitted	Total number of IDM PDU frames sent to the remote MEP during this measurement session.
Average delay	Average two-way frame delay measured in this session.
Average delay variation	Average frame jitter measured in this session.
Best case delay	Lowest two-way frame delay measured in this session.
Worst case delay	Highest two-way frame delay measured in this session.

Table 15: monitor ethernet delay-measurement one-way Output Fields (*continued*)

Output Field Name	Output Field Description
-------------------	--------------------------

NOTE: For one-way delay measurement, these CLI output fields display **NA** ("not applicable") at the initiator MEP because one-way frame delay measurements occur at the receiver MEP.

Table 16: monitor ethernet delay-measurement two-way Output Fields

Output Field Name	Output Field Description
Two-way Ethernet frame delay measurement request to	Unicast MAC address of the remote peer MEP.
Interface	Name of the Ethernet physical, logical, or trunk interface to which the local MEP is attached.
DMR received from	Unicast MAC address of the remote MEP that transmitted this DMR frame in response to a DMM frame.
Delay	Two-way delay, in microseconds, for the initiator-transmitted DMM frame.
Delay variation	Difference, in microseconds, between the current and previous delay values. This is also known as <i>jitter</i> .
Packets transmitted	Total number of DMM PDU frames sent to the remote MEP in this measurement session.
Valid packets received	Total number of DMR PDU frames received from the remote MEP in this measurement session.
Average delay	Average two-way frame delay measured in this session.
Average delay variation	Average frame jitter measured in this session.
Best case delay	Lowest two-way frame delay measured in this session.
Worst case delay	Highest two-way frame delay measured in this session.

Sample Output

```

monitor ethernet delay-measurement one-way user@host> monitor ethernet delay-measurement one-way 00:05:85:73:39:4a
maintenance-domain md6 maintenance-association ma6 count 10
One-way ETH-DM request to 00:05:85:73:39:4a, Interface xe-5/0/0.0
1DM Frames sent : 10
--- Delay measurement statistics ---
Packets transmitted: 10
Average delay: NA, Average delay variation: NA
Best case delay: NA, Worst case delay: NA

monitor ethernet delay-measurement two-way user@host> monitor ethernet delay-measurement two-way 00:05:85:73:39:4a
maintenance-domain md6 maintenance-association ma6 count 10
Two-way ETH-DM request to 00:05:85:73:39:4a, Interface xe-5/0/0.0
DMR received from 00:05:85:73:39:4a Delay: 100 usec Delay variation: 0 usec
DMR received from 00:05:85:73:39:4a Delay: 92 usec Delay variation: 8 usec

```



```
DMR received from 00:05:85:73:39:4a Delay: 92 usec Delay variation: 0 usec
DMR received from 00:05:85:73:39:4a Delay: 111 usec Delay variation: 19 usec
DMR received from 00:05:85:73:39:4a Delay: 110 usec Delay variation: 1 usec
DMR received from 00:05:85:73:39:4a Delay: 119 usec Delay variation: 9 usec
DMR received from 00:05:85:73:39:4a Delay: 122 usec Delay variation: 3 usec
DMR received from 00:05:85:73:39:4a Delay: 92 usec Delay variation: 30 usec
DMR received from 00:05:85:73:39:4a Delay: 92 usec Delay variation: 0 usec
DMR received from 00:05:85:73:39:4a Delay: 108 usec Delay variation: 16 usec
```

```
--- Delay measurement statistics ---
```

```
Packets transmitted: 10, Valid packets received: 10
```

```
Average delay: 103 usec, Average delay variation: 8 usec
```

```
Best case delay: 92 usec, Worst case delay: 122 usec
```

**monitor ethernet
delay-measurement
two-way (Invalid DMR
Frames Received)**

```
user@host> monitor ethernet delay-measurement two-way 00:05:85:73:39:4a
maintenance-domain md6 maintenance-association ma6 count 10
```

```
Two-way ETH-DM request to 00:05:85:73:39:4a, Interface xe-5/0/0.0
```

```
DMR received from 00:05:85:73:39:4a Delay: 100 usec Delay variation: 0 usec
DMR received from 00:05:85:73:39:4a Delay: 92 usec Delay variation: 8 usec
DMR received from 00:05:85:73:39:4a Delay: 92 usec Delay variation: 0 usec
DMR received from 00:05:85:73:39:4a Delay: 111 usec Delay variation: 19 usec
DMR received from 00:05:85:73:39:4a Delay: 110 usec Delay variation: 1 usec
DMR received from 00:05:85:73:39:4a Delay: 119 usec Delay variation: 9 usec
DMR received from 00:05:85:73:39:4a Delay: 122 usec Delay variation: 3 usec
DMR received from 00:05:85:73:39:4a Delay: 92 usec Delay variation: 30 usec
DMR received from 00:05:85:73:39:4a with invalid timestamp(s).
DMR received from 00:05:85:73:39:4a Delay: 108 usec Delay variation: 16 usec
```

```
--- Delay measurement statistics ---
```

```
Packets transmitted: 10, Valid packets received: 9, Invalid packets received: 1
```

```
Average delay: 105 usec, Average delay variation: 9 usec
```

```
Best case delay: 92 usec, Worst case delay: 122 usec
```

monitor ethernet loss-measurement

Syntax monitor ethernet loss-measurement
 maintenance-domain *md-name*
 maintenance-association *ma-name*
 (*remote-mac-address* | mep *remote-mep-id*)
 <count *frame-count*>
 <wait *interval-seconds*>
 <priority *802.1p value*>
 <no-session-id-tlv>
 <xml>

Release Information Command introduced in Junos OS Release 11.1.

Description Start an ITU-T Y.1731 Ethernet frame loss measurement session between the specified local connectivity fault management (CFM) maintenance association end point (MEP) and the specified remote MEP, and display a count of transmitted and received data frames between the pair of MEPs. Frame loss measurement statistics are stored at one of the MEPs for later retrieval.



NOTE: If you attempt to monitor loss to a nonexistent MAC address, you must type Ctrl + c to explicitly quit the **monitor ethernet loss-measurement** command and return to the CLI command prompt.

To start an Ethernet frame loss measurement session, the router first sends frames with ETH-LM information to a peer MEP and similarly receives frames with ETH-LM information from the peer MEP. Frame loss is calculated by collecting the counter values applicable for ingress and egress service frames where the counters maintain a count of transmitted and received data frames between a pair of MEPs. The loss measurement statistics are retrieved as the output of the **monitor ethernet loss-measurement** command and are also stored at the initiator. The frames counts are stored at both the initiator and the receiver MEPs for later retrieval.

Options **maintenance-domain *md-name***—Name of an existing CFM maintenance domain.

maintenance-association *ma-name*—Name of an existing CFM maintenance association.

mep *remote-mep-id*—Numeric identifier of the peer MEP with which to perform Ethernet frame loss measurement. The discovered MAC address of the peer MEP is used. The range of values is from 1 through 8192.

remote-mac-address—Unicast MAC address of the peer MEP with which to perform Ethernet frame loss measurement. Specify the MAC address as six hexadecimal bytes in one of the following formats: *nnnn.nnnn.nnnn* or *nn:nn:nn:nn:nn:nn* (for example, 0011.2233.4455 or 00:11:22:33:44:55). Multicast MAC addresses are not supported.

count frame-count—(Optional) Number of frames to send to the specified peer MEP. The range of values is from 1 through 65535 frames. The default value is 10 frames.

wait interval-seconds—(Optional) Number of seconds to wait between sending frames. The range of values is from 1 through 255 seconds. The default value is 1 second.

priority 802.1p value—(Optional) Priority of the delay measurement request frame. The range of values is from 0 through 7. The default value is 1 second.

no-session-id-tlv—(Optional) Disable the **session id** TLV argument set in the request frame.

xml—(Optional) Allow the output of the command to be displayed in XML format.

Additional Information To display the frame counts collected at an MEP as the result of this command, see the following command descriptions in the [Junos OS Interfaces Command Reference](#):

- **show oam ethernet connectivity-fault-management loss-statistics**
- **show oam ethernet connectivity-fault-management interfaces detail**
- **show oam ethernet connectivity-fault-management mep-database**
- **show oam ethernet connectivity-fault-management mep-statistics**

To display the statistics collected at an MEP as the result of this command, see the following command descriptions in the [Junos OS Interfaces Command Reference](#):

- **show oam ethernet connectivity-fault-management delay-statistics**
- **show oam ethernet connectivity-fault-management mep-statistics**

To clear both the frame counts and the statistics collected for MEPs, use the **clear oam ethernet connectivity-fault-management loss-statistics maintenance-domain md-name maintenance-association ma-name** command, as described in the [Junos OS Interfaces Command Reference](#).

For a complete description of Ethernet frame loss measurement, see the *ITU-T Y.1731 Ethernet Service OAM* topics in the [Junos OS Network Interfaces Configuration Guide](#).

Required Privilege Level trace and maintenance

List of Sample Output [monitor ethernet loss-measurement \(with only CIR counters enabled\) on page 87](#)
[monitor ethernet loss-measurement \(with CIR and EIR counters enabled\) on page 87](#)

Output Fields [Table 17 on page 86](#) lists the output fields for the **monitor ethernet loss-measurement** command and their descriptions. Output fields are listed in the approximate order in which they appear.

Table 17: monitor ethernet loss-measurement output fields

Output Field Name	Output Field Description
Ethernet loss delay measurement request to	Unicast MAC address of the remote peer MEP.
Interface	Name of the Ethernet physical, logical, or trunk interface to which the local MEP is attached.
LMR received from	Unicast MAC address of the remote MEP that transmitted this LMR frame in response to a loss measurement message (LMM) frame.
Near-end frame loss	Count of frame loss associated with ingress data frames.
Far-end frame loss	Count of frame loss associated with egress data frames.
Near-end loss ratio	Ratio, expressed as a percentage, of the number of service frames not delivered divided by the total number of service frames during time interval T at the ingress interface.
Far-end loss ratio	Ratio, expressed as a percentage, of the number of service frames not delivered divided by the total number of service frames during time interval T at the egress interface.
LMM packets transmitted	Total number of LMM PDU frames sent to the remote MEP in this measurement session.
LMR packets received	Total number of LMR PDU frames received from the remote MEP in this measurement session.
Average near-end frame loss	Average frame loss measured in this session associated with ingress data frames.
Average near-end loss ratio	Average frame loss ratio measured in this session associated with ingress data frames.
Average far-end frame loss	Average frame loss measured in this session associated with egress data frames.
Average far-end loss ratio	Average frame loss ratio measured in this session associated with egress data frames.
Near-end best case frame loss	Lowest frame loss measured in this session associated with ingress data frames.
Near-end best case loss ratio	Lowest frame loss ratio measured in this session associated with ingress data frames.
Near-end worst case frame loss	Highest frame loss measured in this session associated with ingress data frames.
Near-end worst case loss ratio	Highest frame loss ratio measured in this session associated with ingress data frames.
Far-end best case frame loss	Lowest frame loss measured in this session associated with egress data frames.
Far-end best case loss ratio	Lowest frame loss ratio measured in this session associated with egress data frames.

Table 17: monitor ethernet loss-measurement output fields (*continued*)

Output Field Name	Output Field Description
Far-end worst case frame loss	Highest frame loss measured in this session associated with egress data frames.
Far-end worst case loss ratio	Highest frame loss ratio measured in this session associated with egress data frames.

Note that in the preceding table, the term *number of service frames not delivered* is the difference between the number of service frames arriving at the ingress Ethernet flow point and the number of service frames delivered at the egress Ethernet flow point in a point-to-point Ethernet connection.

Sample Output

```

monitor ethernet loss-      user@host> monitor ethernet loss-measurement 00:05:85:73:39:4a maintenance-domain md6
measurement (with          maintenance-association ma6 count 5
only CIR counters          ETH-LM request to 00:05:85:73:39:4a,   Interface ge-5/0/0.0
enabled)                   LMR received from 00:05:85:73:39:4a
                           LMR received from 00:05:85:73:39:4a
                           Near-end frame loss (CIR)   : 4   Far-end frame loss (CIR)   : 6
                           Near-end loss ratio (CIR)    : 4%  Far-end loss ratio (CIR)    : 6%
                           LMR received from 00:05:85:73:39:4a
                           Near-end frame loss (CIR)   : 6   Far-end frame loss (CIR)   : 8
                           Near-end loss ratio (CIR)    : 6%  Far-end loss ratio (CIR)    : 8%
                           LMR received from 00:05:85:73:39:4a
                           Near-end frame loss (CIR)   : 2   Far-end frame loss (CIR)   : 2
                           Near-end loss ratio (CIR)    : 2%  Far-end loss ratio (CIR)    : 2%
                           LMR received from 00:05:85:73:39:4a
                           Near-end frame loss (CIR)   : 6   Far-end frame loss (CIR)   : 4
                           Near-end loss ratio (CIR)    : 6%  Far-end loss ratio (CIR)    : 4%

                           --- Loss measurement statistics ---
                           LMM packets transmitted: 5, LMR packets received: 5
                           Average near-end frame loss (CIR)   : 4.5
                           Average near-end loss ratio (CIR)    : 4.5%
                           Average far-end frame loss (CIR)     : 5
                           Average far-end loss ratio (CIR)     : 5%
                           Near-end best case frame loss (CIR)  : 2
                           Near-end best case loss ratio (CIR)  : 25
                           Near-end worst case frame loss (CIR) : 6
                           Near-end worst case loss ratio (CIR) : 6%
                           Far-end best case frame loss (CIR)   : 2
                           Far-end best case loss ratio (CIR)   : 2%
                           Far-end worst case frame loss (CIR)  : 8
                           Far-end worst case loss ratio (CIR)  : 8%

monitor ethernet loss-      user@host> monitor ethernet loss-measurement 00:05:85:73:39:4a maintenance-domain md6
measurement (with          maintenance-association ma6 count 5
CIR and EIR counters      ETH-LM request to 00:05:85:73:39:4a, Interface ge-5/0/0.0
enabled)                   LMR received from 00:05:85:73:39:4a
                           LMR received from 00:05:85:73:39:4a
                           Near-end frame loss(CIR)      : 2   Far-end frame loss (CIR)   : 4
                           Near-end loss ratio (CIR)      : 2%  Far-end loss ratio (CIR)   : 4%
                           Near-end frame loss (EIR)      : 0   Far-end frame loss (EIR)   : 6

```

```

Near-end loss ratio (EIR) : 0%   Far-end loss ratio (EIR) : 6%
LMR received from 00:05:85:73:39:4a
Near-end frame loss (CIR) : 8     Far-end frame loss (CIR) : 5
Near-end loss ratio (CIR) : 8%   Far-end loss ratio (CIR) : 5%
Near-end frame loss (EIR) : 4     Far-end frame loss (EIR) : 1
Near-end loss ratio (EIR) : 4%   Far-end loss ratio (EIR) : 1%
LMR received from 00:05:85:73:39:4a
Near-end frame loss (CIR) : 10    Far-end frame loss (CIR) : 4
Near-end loss ratio (CIR) : 10%  Far-end loss ratio (CIR) : 4%
Near-end frame loss (EIR) : 1     Far-end frame loss (EIR) : 3
Near-end loss ratio (EIR) : 1%   Far-end loss ratio (EIR) : 3%
LMR received from 00:05:85:73:39:4a
Near-end frame loss (CIR) : 6     Far-end frame loss (CIR) : 2
Near-end loss ratio (CIR) : 6%   Far-end loss ratio (CIR) : 2%
Near-end frame loss (EIR) : 8     Far-end frame loss (EIR) : 0
Near-end loss ratio (EIR) : 8%   Far-end loss ratio (EIR) : 0%

```

--- Loss measurement statistics ---

```

LMM packets transmitted: 5,   LMR packets received: 5
Average near-end frame loss (CIR) : 6.5
Average near-end loss ratio (CIR) : 6.5%
Average far-end frame loss (CIR) : 3.75
Average far-end loss ratio (CIR) : 3.75%
Near-end best case frame loss (CIR) : 2
Near-end best case loss ratio (CIR) : 2%
Near-end worst case frame loss (CIR) : 10
Near-end worst case loss ratio (CIR) : 10%
Far-end best case frame loss (CIR) : 2
Far-end best case loss ratio (CIR) : 2%
Far-end worst case frame loss (CIR) : 6
Far-end worst case loss ratio (CIR) : 6%
Average near-end frame loss (EIR) : 3.25
Average near-end loss ratio (EIR) : 3.25%
Average far-end frame loss (EIR) : 2.5
Average far-end loss ratio (EIR) : 2.5%
Near-end best case frame loss (EIR) : 0
Near-end Best case loss ratio (EIR) : 0%
Near-end worst case frame loss (EIR) : 8
Near-end Worst case loss ratio (EIR) : 8%
Far-end best case frame loss (EIR) : 0
Far-end Best case loss ratio (EIR) : 0%
Far-end worst case frame loss (EIR) : 6
Far-end Worst case loss ratio (EIR) : 6%

```

monitor interface

Syntax monitor interface
 <interface-name | traffic <detail>>

Release Information Command introduced before Junos OS Release 7.4.
 Command introduced in Junos OS Release 9.0 for EX Series switches.
 Command introduced in Junos OS Release 11.1 for the QFX Series.

Description Display real-time statistics about interfaces, updating the statistics every second. Check for and display common interface failures, such as SONET/SDH and T3 alarms, loopbacks detected, and increases in framing errors.



NOTE: This command is not supported on the QFX3000 QFabric switch.

Options none—Display real-time statistics for all interfaces.

interface-name—(Optional) Display real-time statistics for the specified interface. In a TX Matrix or TX Matrix Plus router, display real-time statistics for the physical interfaces on the specified line-card chassis (LCC) only.

traffic—(Optional) Display traffic data for all active interfaces. In a TX Matrix or TX Matrix Plus router, display real-time statistics for the physical interfaces on the specified LCC only.

detail—(Optional) With traffic option only, display detailed output.

Additional Information The output of this command shows how much each field has changed since you started the command or since you cleared the counters by using the c key. For a description of the statistical information provided in the output of this command, see the **show interfaces extensive** command for a particular interface type in the [Junos OS Interfaces Command Reference](#). To control the output of the **monitor interface interface-name** command while it is running, use the keys listed in [Table 18 on page 89](#). The keys are not case-sensitive.

Table 18: Output Control Keys for the monitor interface interface-name Command

Key	Action
c	Clears (returns to zero) the delta counters since monitor interface was started. This does not clear the accumulative counter. To clear the accumulative counter, use the clear interfaces interval command.
f	Freezes the display, halting the display of updated statistics and delta counters.
i	Displays information about a different interface. The command prompts you for the name of a specific interface.

Table 18: Output Control Keys for the monitor interface interface-name Command (*continued*)

Key	Action
n	Displays information about the next interface. The monitor interface command displays the physical or logical interfaces in the same order as the show interfaces terse command.
q or Esc	Quits the command and returns to the command prompt.
t	Thaws the display, resuming the update of the statistics and delta counters.

To control the output of the **monitor interface traffic** command while it is running, use the keys listed in [Table 19 on page 90](#). The keys are not case-sensitive.

Table 19: Output Control Keys for the monitor interface traffic Command

Key	Action
b	Displays the statistics in units of bytes and bytes per second (bps).
c	Clears (return to 0) the delta counters in the Current Delta column. The statistics counters are not cleared.
d	Displays the Current Delta column (instead of the rate column) in bps or packets per second (pps).
p	Displays the statistics in units of packets and packets per second (pps).
q or Esc	Quits the command and returns to the command prompt.
r	Displays the rate column (instead of the Current Delta column) in bps and pps.

Required Privilege Level trace

List of Sample Output [monitor interface \(Physical\) on page 92](#)
[monitor interface \(OTN Interface\) on page 94](#)
[monitor interface \(Logical\) on page 95](#)
[monitor interface traffic on page 95](#)
[monitor interface \(QFX3500 Switch\) on page 96](#)
[monitor interface traffic on page 96](#)
[monitor interface traffic \(QFX3500 Switch\) on page 96](#)
[monitor interface traffic detail \(QFX3500 Switch\) on page 97](#)

Output Fields [Table 20 on page 91](#) describes the output fields for the **monitor interface** command. Output fields are listed in the approximate order in which they appear.

Table 20: monitor interface Output Fields

Field Name	Field Description	Level of Output
routerl	Hostname of the router.	All levels
Seconds	How long the monitor interface command has been running or how long since you last cleared the counters.	All levels
Time	Current time (UTC).	All levels
Delay x/y/z	Time difference between when the statistics were displayed and the actual clock time. <ul style="list-style-type: none"> • x—Time taken for the last polling (in milliseconds). • y—Minimum time taken across all pollings (in milliseconds). • z—Maximum time taken across all pollings (in milliseconds). 	All levels
Interface	Short description of the interface, including its name, status, and encapsulation.	All levels
Link	State of the link: Up , Down , or Test .	All levels
Current delta	Cumulative number for the counter in question since the time shown in the Seconds field, which is the time since you started the command or last cleared the counters.	All levels
Local Statistics	(Logical interfaces only) Number and rate of bytes and packets destined to the router or switch through the specified interface. When a burst of traffic is received, the value in the output packet rate field might briefly exceed the peak cell rate. It takes awhile (generally, less than 1 second) for this counter to stabilize.: <ul style="list-style-type: none"> • Input bytes—Number of bytes received on the interface. • Output bytes—Number of bytes transmitted on the interface. • Input packets—Number of packets received on the interface. • Output packets—Number of packets transmitted on the interface. 	All levels
Remote Statistics	(Logical interfaces only) Statistics for traffic transiting the router or switch. When a burst of traffic is received, the value in the output packet rate field might briefly exceed the peak cell rate. It takes awhile (generally, less than 1 second) for this counter to stabilize.: <ul style="list-style-type: none"> • Input bytes—Number of bytes received on the interface. • Output bytes—Number of bytes transmitted on the interface. • Input packets—Number of packets received on the interface. • Output packets—Number of packets transmitted on the interface. 	All levels

Table 20: monitor interface Output Fields (*continued*)

Field Name	Field Description	Level of Output
Traffic statistics	<p>Total number of bytes and packets received and transmitted on the interface. These statistics are the sum of the local and remote statistics. When a burst of traffic is received, the value in the output packet rate field might briefly exceed the peak cell rate. It takes awhile (generally, less than 1 second) for this counter to stabilize.</p> <ul style="list-style-type: none"> • Input bytes—Number of bytes received on the interface. • Output bytes—Number of bytes transmitted on the interface. • Input packets—Number of packets received on the interface. • Output packets—Number of packets transmitted on the interface. 	All levels
Description	With the traffic option, displays the interface description configured at the [edit interfaces <i>interface-name</i>] hierarchy level.	detail

Sample Output

```

monitor interface user@host> monitor interface so-0/0/0
(Physical) router1 Seconds: 19 Time: 15:46:29

Interface: so-0/0/0, Enabled, Link is Up
Encapsulation: PPP, Keepalives, Speed: 0C48
Traffic statistics: Current Delta
Input packets: 6045 (0 pps) [11]
Input bytes: 6290065 (0 bps) [13882]
Output packets: 10376 (0 pps) [10]
Output bytes: 10365540 (0 bps) [9418]
Encapsulation statistics:
Input keepalives: 1901 [2]
Output keepalives: 1901 [2]
NCP state: Opened
LCP state: Opened
Error statistics:
Input errors: 0 [0]
Input drops: 0 [0]
Input framing errors: 0 [0]
Policed discards: 0 [0]
L3 incompletes: 0 [0]
L2 channel errors: 0 [0]
L2 mismatch timeouts: 0 [0]
Carrier transitions: 1 [0]
Output errors: 0 [0]
Output drops: 0 [0]
Aged packets: 0 [0]
Active alarms : None
Active defects: None
SONET error counts/seconds:
LOS count 1 [0]
LOF count 1 [0]
SEF count 1 [0]
ES-S 0 [0]
SES-S 0 [0]
SONET statistics:
BIP-B1 458871 [0]
BIP-B2 460072 [0]

```

REI-L	465610	[0]
BIP-B3	458978	[0]
REI-P	458773	[0]

```

Received SONET overhead:
  F1      : 0x00  J0      : 0x00  K1      : 0x00
  K2      : 0x00  S1      : 0x00  C2      : 0x00
  C2(cmp) : 0x00  F2      : 0x00  Z3      : 0x00
  Z4      : 0x00  S1(cmp) : 0x00
Transmitted SONET overhead:
  F1      : 0x00  J0      : 0x01  K1      : 0x00
  K2      : 0x00  S1      : 0x00  C2      : 0xcf
  F2      : 0x00  Z3      : 0x00  Z4      : 0x00

```

Next='n', Quit='q' or ESC, Freeze='f', Thaw='t', Clear='c', Interface='i'

monitor interface (OTN Interface)

```

user@host> monitor interface ge-7/0/0

Interface: ge-7/0/0, Enabled, Link is Up
Encapsulation: Ethernet, Speed: 10000mbps
Traffic statistics:
  Input bytes:                0 (0 bps)
  Output bytes:               0 (0 bps)
  Input packets:              0 (0 pps)
  Output packets:             0 (0 pps)
Error statistics:
  Input errors:                0
  Input drops:                 0
  Input framing errors:        0
  Policed discards:            0
  L3 incompletes:              0
  L2 channel errors:           0
  L2 mismatch timeouts:        0
  Carrier transitions:         5
  Output errors:               0
  Output drops:                0
  Aged packets:                0
Active alarms : None
Active defects: None
Input MAC/Filter statistics:
  Unicast packets              0
  Broadcast packets            0
  Multicast packets            0
  Oversized frames             0
  Packet reject count          0
  DA rejects                   0
  SA rejects                   0
Output MAC/Filter Statistics:
  Unicast packets              0
  Broadcast packets            0
  Multicast packets            0
  Packet pad count             0
  Packet error count           0
OTN Link 0
  OTN Alarms: OTU_BDI, OTU_TTIM, ODU_BDI
  OTN Defects: OTU_BDI, OTU_TTIM, ODU_BDI, ODU_TTIM
  OTN OC - Seconds
    LOS                        2
    LOF                        9
  OTN OTU - FEC Statistics
    Corr err ratio             N/A
    Corr bytes                  0
    Uncorr words                0
  OTN OTU - Counters

```

```

BIP                                0
BBE                                0
ES                                 0
SES                                0
UAS                                422
OTN ODU - Counters
BIP                                0
BBE                                0
ES                                 0
SES                                0
UAS                                422
OTN ODU - Received Overhead    APSGCC 0-3:          0

```

```

monitor interface user@host> monitor interface so-1/0/0.0
(Logical)          host name                Seconds: 16                Time: 15:33:39
                                                           Delay: 0/0/1

Interface: so-1/0/0.0, Enabled, Link is Down
Flags: Hardware-Down Point-To-Point SNMP-Traps
Encapsulation: PPP
Local statistics:
Input bytes:                0                                Current delta [0]
Output bytes:               0                                [0]
Input packets:              0                                [0]
Output packets:             0                                [0]
Remote statistics:
Input bytes:                0 (0 bps)                        [0]
Output bytes:               0 (0 bps)                        [0]
Input packets:              0 (0 pps)                        [0]
Output packets:             0 (0 pps)                        [0]
Traffic statistics:
Destination address: 192.168.8.193, Local: 192.168.8.21

Next='n', Quit='q' or ESC, Freeze='f', Thaw='t', Clear='c', Interface='i'

```

```

monitor interface user@host> monitor interface traffic
traffic          host name                Seconds: 15                Time: 12:31:09

Interface  Link  Input packets  (pps)  Output packets  (pps)
so-1/0/0   Down    0              (0)    0              (0)
so-1/1/0   Down    0              (0)    0              (0)
so-1/1/1   Down    0              (0)    0              (0)
so-1/1/2   Down    0              (0)    0              (0)
so-1/1/3   Down    0              (0)    0              (0)
t3-1/2/0   Down    0              (0)    0              (0)
t3-1/2/1   Down    0              (0)    0              (0)
t3-1/2/2   Down    0              (0)    0              (0)
t3-1/2/3   Down    0              (0)    0              (0)
so-2/0/0   Up      211035         (1)    36778          (0)
so-2/0/1   Up      192753         (1)    36782          (0)
so-2/0/2   Up      211020         (1)    36779          (0)
so-2/0/3   Up      211029         (1)    36776          (0)
so-2/1/0   Up      189378         (1)    36349          (0)
so-2/1/1   Down    0              (0)    18747          (0)
so-2/1/2   Down    0              (0)    16078          (0)
so-2/1/3   Up      0              (0)    80338          (0)
at-2/3/0   Up      0              (0)    0              (0)
at-2/3/1   Down    0              (0)    0              (0)

Bytes=b, Clear=c, Delta=d, Packets=p, Quit=q or ESC, Rate=r, Up=^U, Down=^D

```

```

monitor interface user@switch> monitor interface ge-0/0/0
(QFX3500 Switch) Interface: ge-0/0/0, Enabled, Link is Down
Encapsulation: Ethernet, Speed: Unspecified
Traffic statistics:
    Input bytes: 0 (0 bps)
    Output bytes: 0 (0 bps)
    Input packets: 0 (0 pps)
    Output packets: 0 (0 pps)
Error statistics:
    Input errors: 0
    Input drops: 0
    Input framing errors: 0
    Policed discards: 0
    L3 incompletes: 0
    L2 channel errors: 0
    L2 mismatch timeouts: 0
    Carrier transitions: 0
    Output errors: 0
    Output drops: 0
    Aged packets: 0
Active alarms : LINK
Active defects: LINK
Input MAC/Filter statistics:
    Unicast packets 0
    Broadcast packets 0 Multicast packet
Interface warnings:
    o Outstanding LINK alarm

```

```

monitor interface user@host> monitor interface traffic
traffic host name Seconds: 15 Time: 12:31:09

Interface Link Input packets (pps) Output packets (pps)
so-1/0/0 Down 0 (0) 0 (0)
so-1/1/0 Down 0 (0) 0 (0)
so-1/1/1 Down 0 (0) 0 (0)
so-1/1/2 Down 0 (0) 0 (0)
so-1/1/3 Down 0 (0) 0 (0)
t3-1/2/0 Down 0 (0) 0 (0)
t3-1/2/1 Down 0 (0) 0 (0)
t3-1/2/2 Down 0 (0) 0 (0)
t3-1/2/3 Down 0 (0) 0 (0)
so-2/0/0 Up 211035 (1) 36778 (0)
so-2/0/1 Up 192753 (1) 36782 (0)
so-2/0/2 Up 211020 (1) 36779 (0)
so-2/0/3 Up 211029 (1) 36776 (0)
so-2/1/0 Up 189378 (1) 36349 (0)
so-2/1/1 Down 0 (0) 18747 (0)
so-2/1/2 Down 0 (0) 16078 (0)
so-2/1/3 Up 0 (0) 80338 (0)
at-2/3/0 Up 0 (0) 0 (0)
at-2/3/1 Down 0 (0) 0 (0)

Bytes=b, Clear=c, Delta=d, Packets=p, Quit=q or ESC, Rate=r, Up=^U, Down=^D

```

```

monitor interface user@switch> monitor interface traffic
traffic (QFX3500 switch) Seconds: 7 Time: 16:04:37

Interface Link Input packets (pps) Output packets (pps)
ge-0/0/0 Down 0 (0) 0 (0)

```

ge-0/0/1	Up	392187	(0)	392170	(0)
ge-0/0/2	Down	0	(0)	0	(0)
ge-0/0/3	Down	0	(0)	0	(0)
ge-0/0/4	Down	0	(0)	0	(0)
ge-0/0/5	Down	0	(0)	0	(0)
ge-0/0/6	Down	0	(0)	0	(0)
ge-0/0/7	Down	0	(0)	0	(0)
ge-0/0/8	Down	0	(0)	0	(0)
ge-0/0/9	Up	392184	(0)	392171	(0)
ge-0/0/10	Down	0	(0)	0	(0)
ge-0/0/11	Down	0	(0)	0	(0)
ge-0/0/12	Down	0	(0)	0	(0)
ge-0/0/13	Down	0	(0)	0	(0)
ge-0/0/14	Down	0	(0)	0	(0)
ge-0/0/15	Down	0	(0)	0	(0)
ge-0/0/16	Down	0	(0)	0	(0)
ge-0/0/17	Down	0	(0)	0	(0)
ge-0/0/18	Down	0	(0)	0	(0)
ge-0/0/19	Down	0	(0)	0	(0)
ge-0/0/20	Down	0	(0)	0	(0)
ge-0/0/21	Down	0	(0)	0	(0)
ge-0/0/22	Up	392172	(0)	392187	(0)
ge-0/0/23	Up	392185	(0)	392173	(0)
vcp-0	Down	0		0	
vcp-1	Down	0		0	
ae0	Down	0	(0)	0	(0)
bme0	Up	0		1568706	

monitor interface traffic detail
(QFX3500 Switch)

user@switch> **monitor interface traffic detail**
switch

Time: 16:03:02

Seconds: 74

Interface Description	Link	Input packets	(pps)	Output packets	(pps)
ge-0/0/0	Down	0	(0)	0	(0)
ge-0/0/1	Up	392183	(0)	392166	(0)
ge-0/0/2	Down	0	(0)	0	(0)
ge-0/0/3	Down	0	(0)	0	(0)
ge-0/0/4	Down	0	(0)	0	(0)
ge-0/0/5	Down	0	(0)	0	(0)
ge-0/0/6	Down	0	(0)	0	(0)
ge-0/0/7	Down	0	(0)	0	(0)
ge-0/0/8	Down	0	(0)	0	(0)
ge-0/0/9	Up	392181	(0)	392168	(0)
ge-0/0/10	Down	0	(0)	0	(0)
ge-0/0/11	Down	0	(0)	0	(0)
ge-0/0/12	Down	0	(0)	0	(0)
ge-0/0/13	Down	0	(0)	0	(0)
ge-0/0/14	Down	0	(0)	0	(0)
ge-0/0/15	Down	0	(0)	0	(0)
ge-0/0/16	Down	0	(0)	0	(0)
ge-0/0/17	Down	0	(0)	0	(0)
ge-0/0/18	Down	0	(0)	0	(0)
ge-0/0/19	Down	0	(0)	0	(0)
ge-0/0/20	Down	0	(0)	0	(0)
ge-0/0/21	Down	0	(0)	0	(0)
ge-0/0/22	Up	392169	(0)	392184	(1)
ge-0/0/23	Up	392182	(0)	392170	(0)
vcp-0	Down	0		0	
vcp-1	Down	0		0	

ae0	Down	0	(0)	0	(0)
bme0	Up	0		1568693	

monitor label-switched-path

Syntax `monitor label-switched-path lsp-name`
`<logical-system (logical-system-name)>`

Release Information Command introduced before Junos OS Release 7.4.

Description Display the real-time status of the specified RSVP label-switched path (LSP).

Options `logical-system (logical-system-name)`—(Optional) Perform this operation on all logical systems or on a particular logical system.

lsp-name—Name of the LSP.

Additional Information You can track the amount of traffic traversing an RSVP LSP and observe its essential parameters, such as uptime, ingress and egress addresses, labels, routes, and ports. Values are typically sampled every second. The display also allows you to scroll to other currently running LSPs. You cannot use this command to display information about static LSPs or LDP-signaled LSPs.

The output of this command shows how much each field has changed since you started the command or since you cleared the counters by using the `c` key. To control the output of the **monitor label-switched-path** command while it is running, use the keys listed in [Table 21 on page 99](#). The keys are not case-sensitive.

Table 21: Output Control Keys for the monitor label-switched-path Command

Key	Action
c	Clears the screen and refreshes the display for this LSP.
f	Freezes the display, preventing new information from being displayed.
l	Monitors a different LSP. After you type <code>l</code> , you can type the new LSP name.
n	Displays information about the next LSP (whose name is alphabetically higher than the current LSP name) configured on the router.
p	Goes to the previous LSP (whose name is alphabetically lower than the current LSP name) configured on the router.
q or Esc	Quits the command and returns to the command prompt.
t	Thaws, or restarts, the data display for this LSP.

Required Privilege Level trace

List of Sample Output [monitor label-switched-path on page 101](#)

Output Fields Table 22 on page 100 describes the output fields for the **monitor label-switched-path** command. Output fields are listed in the approximate order in which they appear.

Table 22: monitor label-switched-path Output Fields

Field Name	Field Description
(1)	Displays the following information: <ul style="list-style-type: none"> • hostname—Name of the router. • Seconds—Time elapsed since this display was started. • Time—Current local time.
(2)	Delay —Length of the time delay, in milliseconds, required to obtain the information in the monitor display. The first number shows the current sampling delay. The second number shows the shortest delay recorded to date. The third number shows the worst delay recorded to date. This delay can vary substantially depending on the system load.
(3)	Displays the following: <ul style="list-style-type: none"> • To—Destination address of the LSP. • From—Originating address of the LSP. • State—Current state of the LSP: Up or Down.
(4)	Displays the following: <ul style="list-style-type: none"> • LSPName—Name of the LSP. • Type—Type of LSP: Ingress, Egress, or Transit.
(5)	Displays the following: <ul style="list-style-type: none"> • Label in—Incoming label of the LSP. • Label out—Outgoing label of the LSP.
(6)	Port number —Port number for the sending router, the port number for the receiving router, and the protocol ID. For MPLS traffic engineering applications, the protocol ID is always 0.
(7/8)	Record route —All intermediate and egress router addresses for this LSP.
(9/10/11)	Displays traffic statistics: <ul style="list-style-type: none"> • Output packets—Number of packets that have traversed this LSP, and the change (delta) in the number since the last sample, typically 1 second ago. • Output bytes—Number of bytes that have traversed this LSP, and the change (delta) in the number since the last sample, typically 1 second ago.
(12)	Displays any errors the router encountered while attempting to retrieve information on the LSP.
(13)	Lists the keyboard commands you can use to navigate to other LSPs. For a description of the keyboard commands, see Table 21 on page 99.

Sample Output

```
monitor user@host> monitor label-switched-path
label-switched-path (1) host                      Seconds: 112          Time: 15:32:22
                    (2)                               Delay: 0/0/0
                    (3) To 10.10.10.16, From 10.10.10.17, state: Up
                    (4) LSPname: k, type: Ingress
                    (5) Label in: -, Label out: 126000
                    (6) Port number: sender 1, receiver 45583, protocol 0
                    (7) Record Route: <self> 192.168.224.196
                    (8) 192.168.224.202 192.168.224.179
                    (9) Traffic statistics:                      Current delta
                    (10) Output packets:                        0                      [0]
                    (11) Output bytes:                          0                      [0]
                    (12)
                    (13)Next='n', Prev='p', Quit='q' or ESC, Freeze='f', Thaw='t', Clear='c',
                        LSP='l'
```

monitor list

Syntax	monitor list
Release Information	Command introduced before Junos OS Release 7.4. Command introduced in Junos OS Release 9.0 for EX Series switches.
Description	Display the status of monitored log and trace files.
Options	This command has no options.
Additional Information	Log files are generated by the routing protocol process or by system logging. The log files generated by system logging are configured with the syslog statement at the [edit system] hierarchy level and the options statement at the [edit routing-options] hierarchy level. The trace files generated by the routing protocol process are those configured with traceoptions statements at the [edit routing-options] , [edit interfaces] , and [edit protocols protocol] hierarchy levels.
Required Privilege Level	trace
Related Documentation	<ul style="list-style-type: none"> monitor start on page 103 monitor stop on page 105
List of Sample Output	monitor list on page 102
Output Fields	Table 23 on page 102 describes the output fields for the monitor list command. Output fields are listed in the approximate order in which they appear.

Table 23: monitor list Output Fields

Field Name	Field Description
monitor start	Indicates the file is being monitored.
"filename"	Name of the file that is being monitored.
Last changed	Date and time at which the file was last modified.

Sample Output

```
monitor list user@host> monitor list
monitor start "vrrpd" (Last changed Dec 03:11:06 20)
monitor start "cli-commands" (Last changed Nov 07:3)
```

monitor start

Syntax	<code>monitor start <i>filename</i></code>
Release Information	Command introduced before Junos OS Release 7.4. Command introduced in Junos OS Release 9.0 for EX Series switches.
Description	Start displaying the system log or trace file and additional entries being added to those files.
Options	<i>filename</i> —Specific log or trace file.
Additional Information	Log files are generated by the routing protocol process or by system logging. The log files generated by system logging are configured with the syslog statement at the [edit system] hierarchy level and the options statement at the [edit routing-options] hierarchy level. The trace files generated by the routing protocol process are configured with traceoptions statements at the [edit routing-options] , [edit interfaces] , and [edit protocols protocol] hierarchy levels.



NOTE: To monitor a log file within a logical system, issue the `monitor start logical-system-name/filename` command.

Required Privilege Level	trace
Related Documentation	<ul style="list-style-type: none"> • monitor list on page 102 • monitor stop on page 105
List of Sample Output	monitor start on page 103
Output Fields	Table 24 on page 103 describes the output fields for the monitor start command. Output fields are listed in the approximate order in which they appear.

Table 24: monitor start Output Fields

Field Name	Field Description
<i>filename</i>	Name of the file from which entries are being displayed. This line is displayed initially and when the command switches between log files.
<i>Date and time</i>	Timestamp for the log entry.

Sample Output

```
monitor start user@host> monitor start system-log
```

```
*** system-log***
Jul 20 15:07:34 hang sshd[5845]: log: Generating 768 bit RSA key.
Jul 20 15:07:35 hang sshd[5845]: log: RSA key generation complete.
Jul 20 15:07:35 hang sshd[5845]: log: Connection from 204.69.248.180 port 912
Jul 20 15:07:37 hang sshd[5845]: log: RSA authentication for root accepted.
Jul 20 15:07:37 hang sshd[5845]: log: ROOT LOGIN as 'root' from trip.jcmax.com
Jul 20 15:07:37 hang sshd[5845]: log: Closing connection to 204.69.248.180
```

monitor stop

Syntax	<code>monitor stop <i>filename</i></code>
Release Information	Command introduced before Junos OS Release 7.4. Command introduced in Junos OS Release 9.0 for EX Series switches.
Description	Stop displaying the system log or trace file.
Options	<i>filename</i> —Specific log or trace file.
Additional Information	Log files are generated by the routing protocol process or by system logging. The log files generated by system logging are those configured with the syslog statement at the [edit system] hierarchy level and the options statement at the [edit routing-options] hierarchy level. The trace files generated by the routing protocol process are those configured with traceoptions statements at the [edit routing-options] , [edit interfaces] , and [edit protocols <i>protocol</i>] hierarchy levels.
Required Privilege Level	trace
Related Documentation	<ul style="list-style-type: none"> • monitor list on page 102 • monitor start on page 103
List of Sample Output	monitor stop on page 105
Output Fields	This command produces no output.

Sample Output

```
monitor stop  user@host> monitor stop
```

monitor traffic

Syntax `monitor traffic`
 `<brief | detail | extensive>`
 `<absolute-sequence>`
 `<count count>`
 `<interface interface-name>`
 `<layer2-headers>`
 `<matching matching>`
 `<no-domain-names>`
 `<no-promiscuous>`
 `<no-resolve>`
 `<no-timestamp>`
 `<print-ascii>`
 `<print-hex>`
 `<resolve-timeout>`
 `<size size>`

Release Information Command introduced before Junos OS Release 7.4.
 Command introduced in Junos OS Release 9.0 for EX Series switches.
 Command introduced in Junos OS Release 11.1 for the QFX Series.

Description Display packet headers or packets received and sent from the Routing Engine.



NOTE:

- Using the `monitor-traffic` command can degrade router or switch performance.
- Delays from DNS resolution can be eliminated by using the `no-resolve` option.



NOTE: This command is not supported on the QFX3000 QFabric switch.

Options `none`—(Optional) Display packet headers transmitted through `fxp0`. On a TX Matrix Plus router, display packet headers transmitted through `em0`.

`brief | detail | extensive`—(Optional) Display the specified level of output.

`absolute-sequence`—(Optional) Display absolute TCP sequence numbers.

`count count`—(Optional) Specify the number of packet headers to display (0 through 1,000,000). The `monitor traffic` command quits automatically after displaying the number of packets specified.

interface *interface-name*—(Optional) Specify the interface on which the **monitor traffic** command displays packet data. If no interface is specified, the **monitor traffic** command displays packet data arriving on the lowest-numbered interface.

layer2-headers—(Optional) Display the link-level header on each line.

matching *matching*—(Optional) Display packet headers that match a regular expression. Use matching expressions to define the level of detail with which the **monitor traffic** command filters and displays packet data.

no-domain-names—(Optional) Suppress the display of the domain portion of hostnames. With the **no-domain-names** option enabled, the **monitor traffic** command displays only **team** for the hostname **team.company.net**.

no-promiscuous—(Optional) Do not put the interface into promiscuous mode.

no-resolve—(Optional) Suppress reverse lookup of the IP addresses.

no-timestamp—(Optional) Suppress timestamps on displayed packets.

print-ascii—(Optional) Display each packet in ASCII format.

print-hex—(Optional) Display each packet, except the link-level header, in hexadecimal format.

resolve-timeout *timeout*—(Optional) Amount of time the router or switch waits for each reverse lookup before timing out. You can set the timeout for 1 through 4,294,967,295 seconds. The default is 4 seconds. To display each packet, use the **print-ascii**, **print-hex**, or **extensive** option.

size *size*—(Optional) Read but do not display up to the specified number of bytes for each packet. When set to **brief** output, the default packet size is 96 bytes and is adequate for capturing IP, ICMP, UDP, and TCP packet data. When set to **detail** and **extensive** output, the default packet size is 1514. The **monitor traffic** command truncates displayed packets if the matched data exceeds the configured size.

Additional Information In the **monitor traffic** command, you can specify an expression to match by using the **matching** option and including the expression in quotation marks:

monitor traffic matching "*expression*"

Replace ***expression*** with one or more of the match conditions listed in [Table 25 on page 108](#).

Table 25: Match Conditions for the monitor traffic Command

Match Type	Condition	Description
Entity	host [<i>address</i> <i>hostname</i>]	Matches packets that contain the specified address or hostname. The protocol match conditions arp , ip , or rarp , or any of the directional match conditions can be prepended to the host match condition.
	net <i>address</i>	Matches packets with source or destination addresses containing the specified network address.
	net <i>address</i> mask <i>mask</i>	Matches packets containing the specified network address and subnet mask.
	port (<i>port-number</i> <i>port-name</i>)	Matches packets containing the specified source or destination TCP or UDP port number or port name. In place of the numeric port address, you can specify a text synonym, such as bgp (179), dhcp (67), or domain (53) (the port numbers are also listed).
Directional	dst	Matches packets going to the specified destination. This match condition can be prepended to any of the entity type match conditions.
	src	Matches packets from a specified source. This match condition can be prepended to any of the entity type match conditions.
	src and dst	Matches packets that contain the specified source and destination addresses. This match condition can be prepended to any of the entity type match conditions.
	src or dst	Matches packets containing either of the specified addresses. This match condition can be prepended to any of the entity type match conditions.
Packet Length	less <i>value</i>	Matches packets shorter than or equal to the specified value, in bytes.
	greater <i>value</i>	Matches packets longer than or equal to the specified value, in bytes.

Table 25: Match Conditions for the monitor traffic Command (*continued*)

Match Type	Condition	Description
Protocol	amt	Matches all AMT packets. Use the extensive level of output to decode the inner IGMP packets in addition to the AMT outer packet.
	arp	Matches all ARP packets.
	ether	Matches all Ethernet packets.
	ether (broadcast multicast)	Matches broadcast or multicast Ethernet frames. This match condition can be prepended with src and dst .
	ether protocol (address (arp ip rarp))	Matches packets with the specified Ethernet address or Ethernet packets of the specified protocol type. The ether protocol arguments arp , ip , and rarp are also independent match conditions, so they must be preceded by a backslash (\) when used in the ether protocol match condition.
	icmp	Matches all ICMP packets.
	ip	Matches all IP packets.
	ip (broadcast multicast)	Matches broadcast or multicast IP packets.
	ip protocol (address (icmp igmp tcp udp))	Matches packets with the specified address or protocol type. The ip protocol arguments icmp , tcp , and udp are also independent match conditions, so they must be preceded by a backslash (\) when used in the ip protocol match condition.
	isis	Matches all IS-IS routing messages.
	rarp	Matches all RARP packets.
	tcp	Matches all TCP datagrams.
	udp	Matches all UDP datagrams.

To combine expressions, use the logical operators listed in [Table 26 on page 109](#).

Table 26: Logical Operators for the monitor traffic Command

Logical Operator (Highest to Lowest Precedence)	Description
!	Logical NOT. If the first condition does not match, the next condition is evaluated.

Table 26: Logical Operators for the monitor traffic Command (*continued*)

Logical Operator (Highest to Lowest Precedence)	Description
&&	Logical AND. If the first condition matches, the next condition is evaluated. If the first condition does not match, the next condition is skipped.
	Logical OR. If the first condition matches, the next condition is skipped. If the first condition does not match, the next condition is evaluated.
()	Group operators to override default precedence order. Parentheses are special characters, each of which must be preceded by a backslash (\).

You can use relational operators to compare arithmetic expressions composed of integer constants, binary operators, a length operator, and special packet data accessors. The arithmetic expression matching condition uses the following syntax:

```
monitor traffic matching "ether[0] & 1 != 0"arithmetic_expression relational_operator arithmetic_expression
```

The packet data accessor uses the following syntax:

```
protocol [byte-offset <size>]
```

The optional *size* field represents the number of bytes examined in the packet header. The available values are 1, 2, or 4 bytes. The following sample command captures all multicast traffic:

```
user@host> monitor traffic matching "ether[0] & 1 != 0"
```

To specify match conditions that have a numeric value, use the arithmetic and relational operators listed in [Table 27 on page 111](#).



NOTE: Because the Packet Forwarding Engine removes Layer 2 header information before sending packets to the Routing Engine:

- The **monitor traffic** command cannot apply match conditions to inbound traffic.
- The **monitor traffic interface** command also cannot apply match conditions for Layer 3 and Layer 4 packet data, resulting in the match pipe option (**| match**) for this command for Layer 3 and Layer 4 packets not working either. Therefore, ensure that you specify match conditions as described in this command summary. For more information about match conditions, see [Table 25 on page 108](#).
- The 802.1Q VLAN tag information included in the Layer 2 header is removed from all inbound traffic packets. Because the **monitor traffic interface ae[x]** command for aggregated Ethernet interfaces (such as ae0) only shows inbound traffic data, the command does not show VLAN tag information in the output.

Table 27: Arithmetic and Relational Operators for the monitor traffic Command

Arithmetic or Relational Operator	Description
Arithmetic Operator	
+	Addition operator.
-	Subtraction operator.
/	Division operator.
&	Bitwise AND.
*	Bitwise exclusive OR.
	Bitwise inclusive OR.
Relational Operator (Highest to Lowest Precedence)	
<=	If the first expression is less than or equal to the second, the packet matches.
>=	If the first expression is greater than or equal to the second, the packet matches.
<	If the first expression is less than the second, the packet matches.
>	If the first expression is greater than the second, the packet matches.
=	If the compared expressions are equal, the packet matches.
!=	If the compared expressions are unequal, the packet matches.

Required Privilege Level trace
maintenance

List of Sample Output [monitor traffic count on page 112](#)
[monitor traffic detail count on page 112](#)
[monitor traffic extensive \(Absolute Sequence\) on page 112](#)
[monitor traffic extensive \(Relative Sequence\) on page 112](#)
[monitor traffic extensive count on page 112](#)
[monitor traffic interface on page 113](#)
[monitor traffic matching on page 113](#)
[monitor traffic \(TX Matrix Plus Router\) on page 113](#)
[monitor traffic \(QFX3500 Switch\) on page 114](#)

Output Fields When you enter this command, you are provided feedback on the status of your request.

Sample Output

```

monitor traffic count      user@host> monitor traffic count 2
                             listening on fxp0
                             04:35:49.814125 In my-server.home.net.1295 > my-server.work.net.telnet: . ack
                             4122529478 win 16798 (DF)
                             04:35:49.814185
                             Out my-server.work.net.telnet > my-server.home.net.1295: P
                             1:38(37) ack 0 win 17680 (DF) [tos 0x10]

monitor traffic detail   user@host> monitor traffic detail count 2
count                    listening on fxp0
                             04:38:16.265864 In my-server.home.net.1295 > my-server.work.net.telnet: . ack
                             4122529971 win 17678 (DF) (ttl 121, id 6812)
                             04:38:16.265926
                             Out my-server.work.net.telnet.telnet > my-server.home.net.1295: P 1:38(37) ack 0
                             win 17680 (DF) [tos 0x10] (ttl 6)

monitor traffic          user@host> monitor traffic extensive no-domain-names no-resolve no-timestamp count 20
extensive               matching "tcp" absolute-sequence
(Absolute Sequence)     listening on fxp0
                             In 207.17.136.193.179 > 192.168.4.227.1024: . 4042780859:4042780859(0)
                             ack 1845421797 win 16384 <nop,nop,timestamp 4935628 965951> [tos 0xc0] (ttl )
                             In 207.17.136.193.179 > 192.168.4.227.1024: P 4042780859:4042780912(53)
                             ack 1845421797 win 16384
                             <nop,nop,timestamp 4935628 965951>:
                             BGP [|BGP UPDAT)
                             In 192.168.4.227.1024 > 207.17.136.193.179:
                             P 1845421797:1845421852(55) ack 4042780912 win 16384 <nop,nop,timestamp 965951
                             4935628>: BGP [|BGP UPDAT)
                             ...

monitor traffic          user@host> monitor traffic extensive no-domain-names no-resolve no-timestamp count 20
extensive               matching "tcp"
(Relative Sequence)     listening on fxp0
                             In 172.24.248.221.1680 > 192.168.4.210.23: . 396159737:396159737(0)
                             ack 1664980689 win 17574 (DF) (ttl 121, id 50003)
                             Out 192.168.4.210.23 > 172.24.248.221.1680: P 1:40(39)
                             ack 0 win 17680 (DF) [tos 0x10] (ttl 64, id 5394)
                             In 207.17.136.193.179 > 192.168.4.227.1024: P 4042775817:4042775874(57)
                             ack 1845416593 win 16384 <nop,nop,timestamp 4935379 965690>: BGP [|BGP UPDAT)
                             ...

monitor traffic          user@host> monitor traffic extensive count 5 no-domain-names no-resolve
extensive count         listening on fxp013:18:17.406933
                             In 192.168.4.206.2723610880 > 172.17.28.8.2049:
                             40 null (ttl 64, id 38367)13:18:17.407577
                             In 172.17.28.8.2049 > 192.168.4.206.2723610880:
                             reply ok 28 null (ttl 61, id 35495)13:18:17.541140
                             In 0:e0:1e:42:9c:e0 0:e0:1e:42:9c:e0 9000 60:
                             0000 0100 0000 0000
                             0000 0000 0000 0000
                             0000 0000 0000 0000
                             0000 0000 0000 0000
                             0000 0000 0000 0000
                             0000 0000 000013:18:17.591513

```

```
In 172.24.248.156.4139 > 192.168.4.210.23:
3556964918:3556964918(0)
ack 295526518 win 17601 (DF)
(ttl 121, id 14)13:18:17.591568
Out 192.168.4.210.23 >
172.24.248.156.4139: P 1:40(39)
ack 0 win 17680 (DF) [tos 0x10]
(ttl 64, id 52376)
```

monitor traffic interface

```
user@host> monitor traffic interface fxp0
listening on fxp0.0
18:17:28.800650 In server.home.net.723 > host1-0.lab.home.net.log
18:17:28.800733 Out host2-0.lab.home.net.login > server.home.net.7
18:17:28.817813 In host30.lab.home.net.syslog > host40.home0
18:17:28.817846 In host30.lab.home.net.syslog > host40.home0
...
```

monitor traffic matching

```
user@host> monitor traffic matching "net 192.168.1.0/24"
verbose output suppressed, use <detail> or <extensive> for full protocol decode
Address resolution is ON. Use <no-resolve> to avoid any reverse lookup delay.
Address resolution timeout is 4s.
Listening on fxp0, capture size 96 bytes

Reverse lookup for 192.168.1.255 failed (check DNS reachability).
Other reverse lookup failures will not be reported.
Use no-resolve to avoid reverse lookups on IP addresses.
```

```
21:55:54.003511 In IP truncated-ip - 18 bytes missing!
192.168.1.17.netbios-ns > 192.168.1.255.netbios-ns: UDP, length 50
21:55:54.003585 Out IP truncated-ip - 18 bytes missing!
192.168.1.17.netbios-ns > 192.168.1.255.netbios-ns: UDP, length 50
21:55:54.003864 In arp who-has 192.168.1.17 tell 192.168.1.9
...
```

monitor traffic (TX Matrix Plus Router)

```
user@host> monitor traffic
verbose output suppressed, use <detail> or <extensive> for full protocol decode
Address resolution is ON. Use <no-resolve> to avoid any reverse lookup delay.
Address resolution timeout is 4s.
Listening on em0, capture size 96 bytes
04:11:59.862121 Out IP truncated-ip - 25 bytes missing!
summit-em0.englab.juniper.net.syslog > sv-log-01.englab.juniper.net.syslog:
SYSLOG kernel.info, length: 57
04:11:59.862303
Out IP truncated-ip - 25 bytes missing!
summit-em0.englab.juniper.net.syslog >
sv-log-02.englab.juniper.net.syslog: SYSLOG kernel.info, length: 57
04:11:59.923948
In IP aj-em0.englab.juniper.net.65235 >
summit-em0.englab.juniper.net.telnet: .
ack 1087492766 win 33304 <nop,nop,timestamp 42366734 993490>
04:11:59.923983 Out IP truncated-ip - 232 bytes missing!
summit-em0.englab.juniper.net.telnet > aj-em0.englab.juniper.net.65235: P
1:241(240) ack 0 win 33304
<nop,nop,timestamp 993590 42366734>
04:12:00.022900
In IP aj-em0.englab.juniper.net.65235 >
summit-em0.englab.juniper.net.telnet: . ack 241 win 33304 <nop,nop,timestamp
42366834 993590>
04:12:00.141204
In IP truncated-ip - 40 bytes missing!
```

```

ipg-lnx-shell11.juniper.net.46182 > summit-em0.englab.juniper.net.telnet: P
2950530356:2950530404(48) ack 485494987 win 63712
<nop,nop,timestamp 1308555294 987086>
04:12:00.141345
Out IP summit-em0.englab.juniper.net.telnet >
ipg-lnx-shell11.juniper.net.46182: P 1:6(5)
ack 48 win 33304
<nop,nop,timestamp 993809 1308555294>
04:12:00.141572
In IP ipg-lnx-shell11.juniper.net.46182 >
summit-em0.englab.juniper.net.telnet: .
ack 6 win 63712
<nop,nop,timestamp 1308555294 993809>
04:12:00.141597
Out IP summit-em0.englab.juniper.net.telnet >
ipg-lnx-shell11.juniper.net.46182: P 6:10(4) ack 48 win 33304
<nop,nop,timestamp 993810 1308555294>
04:12:00.141821
In IP ipg-lnx-shell11.juniper.net.46182 >
summit-em0.englab.juniper.net.telnet: .
ack 10 win 63712 <nop,nop,timestamp 1308555294 993810>
04:12:00.141837 Out IP truncated-ip - 2 bytes missing!
summit-em0.englab.juniper.net.telnet >
ipg-lnx-shell11.juniper.net.46182: P 10:20(10) ack 48 win 33304
<nop,nop,timestamp 993810 1308555294>
04:12:00.142072
In IP ipg-lnx-shell11.juniper.net.46182 >
summit-em0.englab.juniper.net.telnet: . ack 20 win 63712
<nop,nop,timestamp 1308555294 993810>
04:12:00.142089 Out IP summit-em0.englab.juniper.net.telnet >
ipg-lnx-shell11.juniper.net.46182: P 20:28(8) ack 48 win 33304 <nop,nop,timestamp
993810 1308555294>
04:12:00.142321
In IP ipg-lnx-shell11.juniper.net.46182 >
summit-em0.englab.juniper.net.telnet: .
ack 28 win 63712 <nop,nop,timestamp 1308555294 993810>
04:12:00.142337
Out IP truncated-ip - 1 bytes missing!
summit-em0.englab.juniper.net.telnet >
ipg-lnx-shell11.juniper.net.46182: P 28:37(9) ack 48 win 33304 <nop,nop,timestamp
993810 1308555294>
...

```

monitor traffic
(QFX3500 Switch)

```

user@switch> monitor traffic
verbose output suppressed, use <detail> or <extensive> for full protocol decode
Address resolution is ON. Use <no-resolve> to avoid any reverse lookup delay.
Address resolution timeout is 4s.
Listening on me4, capture size 96 bytes
Reverse lookup for 172.22.16.246 failed (check DNS reachability).
Other reverse lookup failures will not be reported.
Use <no-resolve> to avoid reverse lookups on IP addresses.
16:35:32.240873 Out IP truncated-ip - 112 bytes missing!
labqfx-me0.lab4.juniper.net.ssh >
172.22.16.246.telefinder: P 4200727624:4200727756(132) ack 2889954831 win 65535
16:35:32.240900 Out IP truncated-ip - 176 bytes missing!
labqfx-me0.lab4.juniper.net.ssh >
172.22.16.246.telefinder: P 132:328(196) ack 1 win 65535
...

```


mtrace

Syntax	<code>mtrace source</code> <code><logical-system logical-system-name></code> <code><routing-instance routing-instance-name></code>
Release Information	Command introduced before Junos OS Release 7.4. Command introduced in Junos OS Release 9.0 for EX Series switches. Command introduced in Junos OS Release 9.5 for SRX1400, SRX3400, SRX3600, SRX5600, and SRX5800 devices. Command introduced in Junos OS Release 11.3 for the QFX Series.
Description	Display trace information about an IP multicast path.
Options	source —Source hostname or address. logical-system (logical-system-name) —(Optional) Perform this operation on a logical system. routing-instance routing-instance-name —(Optional) Trace a particular routing instance.
Additional Information	The mtrace command for multicast traffic is similar to the traceroute command used for unicast traffic. Unlike traceroute , mtrace traces traffic backwards, from the receiver to the source.
Required Privilege Level	view
List of Sample Output	mtrace source on page 117
Output Fields	Table 28 on page 115 describes the output fields for the mtrace command. Output fields are listed in the approximate order in which they appear.

Table 28: mtrace Output Fields

Field Name	Field Description
Mtrace from	IP address of the receiver.
to	IP address of the source.
via group	IP address of the multicast group (if any).
Querying full reverse path	Indicates the full reverse path query has begun.
number-of-hops	Number of hops from the source to the named router or switch.
router-name	Name of the router or switch for this hop.
address	Address of the router or switch for this hop.

Table 28: mtrace Output Fields (*continued*)

Field Name	Field Description
<i>protocol</i>	Protocol used (for example, PIM).
Round trip time	Average round-trip time, in milliseconds (ms).
total ttl of	Time-to-live (TTL) threshold.

Sample Output

```
mtrace source user@host> mtrace 192.1.4.2
Mtrace from 192.1.4.2 to 192.1.1.2 via group 0.0.0.0
Querying full reverse path... * *
  0  routerA.lab.mycompany.net (192.1.1.2)
 -1  routerB.lab.mycompany.net (192.1.2.2) PIM thresh^ 1
 -2  routerC.lab.mycompany.net (192.1.3.2) PIM thresh^ 1
 -3  hostA.lab.mycompany.net (192.1.4.2)
Round trip time 2 ms; total ttl of 2 required.
```

mtrace from-source

Syntax `mtrace from-source source source`
 `<brief | detail>`
 `<extra-hops extra-hops>`
 `<group group>`
 `<interval interval>`
 `<loop>`
 `<max-hops max-hops>`
 `<max-queries max-queries>`
 `<multicast-response | unicast-response>`
 `<no-resolve>`
 `<no-router-alert>`
 `<response response>`
 `<routing-instance routing-instance-name>`
 `<ttl ttl>`
 `<wait-time wait-time>`

Release Information Command introduced before Junos OS Release 7.4.
 Command introduced in Junos OS Release 9.0 for EX Series switches.
 Command introduced in Junos OS Release 11.3 for the QFX Series.

Description Display trace information about an IP multicast path from a source to this router or switch. If you specify a group address with this command, Junos OS returns additional information, such as packet rates and losses.

Options **brief | detail**—(Optional) Display the specified level of output.

extra-hops *extra-hops*—(Optional) Number of hops to take after reaching a nonresponsive router. You can specify a number between **0** and **255**.

group *group*—(Optional) Group address for which to trace the path. The default group address is **0.0.0.0**.

interval *interval*—(Optional) Number of seconds to wait before gathering statistics again. The default value is **10** seconds.

loop—(Optional) Loop indefinitely, displaying rate and loss statistics.

max-hops *max-hops*—(Optional) Maximum hops to trace toward the source. The range of values is **0** through **255**. The default value is **32** hops.

max-queries *max-queries*—(Optional) Maximum number of query attempts for any hop. The range of values is 1 through **32**. The default is **3**.

multicast-response—(Optional) Always request the response using multicast.

no-resolve—(Optional) Do not attempt to display addresses symbolically.

no-router-alert—(Optional) Do not use the router-alert IP option.

response *response*—(Optional) Send trace response to a host or multicast address.

routing-instance *routing-instance-name*—(Optional) Trace a particular routing instance.

source *source*—Source hostname or address.

ttl *tll*—(Optional) IP time-to-live (TTL) value. You can specify a number between 0 and 255. Local queries to the multicast group use a value of 1. Otherwise, the default value is 127.

unicast-response—(Optional) Always request the response using unicast.

wait-time *wait-time*—(Optional) Number of seconds to wait for a response. The default value is 3.

Required Privilege Level view

List of Sample Output [mtrace from-source on page 120](#)

Output Fields [Table 29 on page 119](#) describes the output fields for the **mtrace from-source** command. Output fields are listed in the approximate order in which they appear.

Table 29: mtrace from-source Output Fields

Field Name	Field Description
Mtrace from	IP address of the receiver.
to	IP address of the source.
via group	IP address of the multicast group (if any).
Querying full reverse path	Indicates the full reverse path query has begun.
number-of-hops	Number of hops from the source to the named router or switch.
router-name	Name of the router or switch for this hop.
address	Address of the router or switch for this hop.
protocol	Protocol used (for example, PIM).
Round trip time	Average round-trip time, in milliseconds (ms).
total ttl of	Time-to-live (TTL) threshold.
source	Source address.
Response Dest	Response destination address.
Overall	Average packet rate for all traffic at each hop.

Table 29: mtrace from-source Output Fields (*continued*)

Field Name	Field Description
Packet Statistics for Traffic From	Number of packets lost, number of packets sent, percentage of packets lost, and average packet rate at each hop.
Receiver	IP address receiving the multicast.
Query source	IP address sending the mtrace query.

Sample Output

```

mtrace from-source user@host> mtrace from-source source 192.1.4.2 group 225.1.1.1
Mtrace from 192.1.4.2 to 192.1.1.2 via group 225.1.1.1
Querying full reverse path... * *
  0 routerA.lab.mycompany.net (192.1.1.2)
 -1 routerB.lab.mycompany.net (192.1.2.2) PIM thresh^ 1
 -2 routerC.lab.mycompany.net (192.1.3.2) PIM thresh^ 1
 -3 hostA.lab.mycompany.net (192.1.4.2)
Round trip time 2 ms; total ttl of 2 required.

Waiting to accumulate statistics...Results after 10 seconds:

Source      Response Dest   Overall   Packet Statistics For Traffic From
192.1.4.2 192.1.1.2  Packet    192.1.4.2 To 225.1.1.1
      v    ___/ rtt    2 ms    Rate    Lost/Sent = Pct  Rate
192.1.2.1
192.1.3.2 routerC.lab.mycompany.net
      v    ^    ttl    2          0/0    = --    0 pps
192.1.4.1
192.1.2.2 routerB.lab.mycompany.net
      v    \___ ttl    3          ?/0          0 pps
192.1.1.2 192.1.1.2
Receiver      Query Source

```

mtrace monitor

Syntax	mtrace monitor
Release Information	Command introduced before Junos OS Release 7.4. Command introduced in Junos OS Release 9.0 for EX Series switches. Command introduced in Junos OS Release 11.3 for the QFX Series.
Description	Listen passively for IP multicast responses. To exit the mtrace monitor command, type Ctrl+c.
Options	none —Trace the master instance.
Required Privilege Level	view
List of Sample Output	mtrace monitor on page 122
Output Fields	Table 30 on page 121 describes the output fields for the mtrace monitor command. Output fields are listed in the approximate order in which they appear.

Table 30: mtrace monitor Output Fields

Field Name	Field Description
Mtrace query at	Date and time of the query.
by	Address of the host issuing the query.
resp to	Response destination.
qid	Query ID number.
packet from...to	IP address of the query source and default group destination.
from...to	IP address of the multicast source and the response address.
via group	IP address of the group to trace.
mxhop	Maximum hop setting.

Sample Output

```
mtrace monitor user@host> mtrace monitor
Mtrace query at Oct 22 13:36:14 by 192.1.3.2, resp to 224.0.1.32, qid 74a5b8
packet from 192.1.3.2 to 224.0.0.2
from 192.1.3.2 to 192.1.3.38 via group 224.1.1.1 (mxhop=60)

Mtrace query at Oct 22 13:36:17 by 192.1.3.2, resp to 224.0.1.32, qid 1d07ba
packet from 192.1.3.2 to 224.0.0.2
from 192.1.3.2 to 192.1.3.38 via group 224.1.1.1 (mxhop=60)

Mtrace query at Oct 22 13:36:20 by 192.1.3.2, resp to same, qid 2feald
packet from 192.1.3.2 to 224.0.0.2
from 192.1.3.2 to 192.1.3.38 via group 224.1.1.1 (mxhop=60)

Mtrace query at Oct 22 13:36:30 by 192.1.3.2, resp to same, qid 7c88ad
packet from 192.1.3.2 to 224.0.0.2
from 192.1.3.2 to 192.1.3.38 via group 224.1.1.1 (mxhop=60)
```


mtrace to-gateway

Syntax	<pre> mtrace to-gateway gateway gateway <brief detail> <extra-hops extra-hops> <group group> <interface interface-name> <interval interval> <loop> <max-hops max-hops> <max-queries max-queries> <multicast-response unicast-response> <no-resolve> <no-router-alert> <response response> <routing-instance routing-instance-name> <tll ttl> <unicast-response> <wait-time wait-time> </pre>
Release Information	<p>Command introduced before Junos OS Release 7.4.</p> <p>Command introduced in Junos OS Release 9.0 for EX Series switches.</p> <p>Command introduced in Junos OS Release 11.3 for the QFX Series.</p>
Description	Display trace information about a multicast path from this router or switch to a gateway router or switch.
Options	<p>gateway gateway—Send the trace query to a gateway multicast address.</p> <p>brief detail—(Optional) Display the specified level of output.</p> <p>extra-hops extra-hops—(Optional) Number of hops to take after reaching a nonresponsive router or switch. You can specify a number between 0 and 255.</p> <p>group group—(Optional) Group address for which to trace the path. The default group address is 0.0.0.0.</p> <p>interface interface-name—(Optional) Source address for sending the trace query.</p> <p>interval interval—(Optional) Number of seconds to wait before gathering statistics again. The default value is 10.</p> <p>loop—(Optional) Loop indefinitely, displaying rate and loss statistics.</p> <p>max-hops max-hops—(Optional) Maximum hops to trace toward the source. You can specify a number between 0 and 255. The default value is 32.</p> <p>max-queries max-queries—(Optional) Maximum number of query attempts for any hop. You can specify a number between 0 and 255. The default value is 3.</p> <p>multicast-response—(Optional) Always request the response using multicast.</p> <p>no-resolve—(Optional) Do not attempt to display addresses symbolically.</p>

no-router-alert—(Optional) Do not use the router-alert IP option.

response *response*—(Optional) Send trace response to a host or multicast address.

routing-instance *routing-instance-name*—(Optional) Trace a particular routing instance.

ttl *tll*—(Optional) IP time-to-live value. You can specify a number between 0 and 225. Local queries to the multicast group use TTL 1. Otherwise, the default value is 127.

unicast-response—(Optional) Always request the response using unicast.

wait-time *wait-time*—(Optional) Number of seconds to wait for a response. The default value is 3.

Required Privilege Level view

List of Sample Output [mtrace to-gateway on page 124](#)

Output Fields [Table 31 on page 124](#) describes the output fields for the **mtrace to-gateway** command. Output fields are listed in the approximate order in which they appear.

Table 31: mtrace to-gateway Output Fields

Field Name	Field Description
Mtrace from	IP address of the receiver.
to	IP address of the source.
via group	IP address of the multicast group (if any).
Querying full reverse path	Indicates the full reverse path query has begun.
<i>number-of-hops</i>	Number of hops from the source to the named router or switch.
<i>router-name</i>	Name of the router or switch for this hop.
<i>address</i>	Address of the router or switch for this hop.
<i>protocol</i>	Protocol used (for example, PIM).
Round trip time	Average round-trip time, in milliseconds (ms).
total ttl of	Time-to-live (TTL) threshold.

Sample Output

mtrace to-gateway user@host> mtrace to-gateway gateway 192.1.3.2 group 225.1.1.1 interface 192.1.1.73 brief

```
Mtrace from 192.1.1.73 to 192.1.1.2 via group 225.1.1.1
Querying full reverse path... * *
  0  routerA.1ab.mycompany.net (192.1.1.2)
```

```
-1 routerA.lab.mycompany.net (192.1.1.2) PIM thresh^ 1
-2 routerB.lab.mycompany.net (192.1.2.2) PIM thresh^ 1
-3 routerC.lab.mycompany.net (192.1.3.2) PIM thresh^ 1
Round trip time 2 ms; total ttl of 3 required.
```

traceroute

Syntax	<pre> traceroute <i>host</i> <as-number-lookup> <bypass-routing> <clns> <gateway address> <inet inet6> <interface <i>interface-name</i>> <logical system (<i>all</i> <i>logical-system-name</i>)> <mpls (<i>ldp FEC address</i> <i>rsvp label-switched-path-name</i>)> <no-resolve> <propagate-ttl> <routing-instance <i>routing-instance-name</i>> <source <i>source-address</i>> <tos <i>value</i>> <ttl <i>value</i>> <wait <i>seconds</i>> </pre>
Syntax (QFX Series)	<pre> traceroute <i>host</i> <as-number-lookup> <bypass-routing> <gateway address> <inet> <interface <i>interface-name</i>> <monitor <i>host</i>> <no-resolve> <routing-instance <i>routing-instance-name</i>> <source <i>source-address</i>> <tos <i>value</i>> <ttl <i>value</i>> <wait <i>seconds</i>> </pre>
Release Information	<p>Command introduced before Junos OS Release 7.4.</p> <p>Command introduced in Junos OS Release 9.0 for EX Series switches.</p> <p>mpls option introduced in Junos OS Release 9.2.</p> <p>propagate-ttl option introduced in Junos OS Release 12.1.</p> <p>Command introduced in Junos OS Release 11.1 for the QFX Series.</p>
Description	<p>Display the route that packets take to a specified network host. Use traceroute as a debugging tool to locate points of failure in a network.</p>
Options	<p>host—IP address or name of remote host.</p> <p>as-number-lookup—(Optional) Display the autonomous system (AS) number of each intermediate hop on the path from the host to the destination.</p> <p>bypass-routing—(Optional) Bypass the normal routing tables and send requests directly to a system on an attached network. If the system is not on a directly attached network, an error is returned. Use this option to display a route to a local system through an interface that has no route through it.</p>

clns—(Optional) Trace the route belonging to Connectionless Network Service (CLNS).

gateway address—(Optional) Address of a router or switch through which the route transits.

inet | inet6—(Optional) Trace the route belonging to IPv4 or IPv6, respectively.

interface *interface-name*—(Optional) Name of the interface over which to send packets.

logical-system (all | *logical-system-name*)—(Optional) Perform this operation on all logical systems or on a particular logical system.

monitor *host*—(Optional) Display real-time monitoring information for the specified host.

monitor *host*—(Optional) Perform this operation to display real-time monitoring information.

monitor *host*—(Optional) Perform this operation to display real-time monitoring information.

mpls (*ldp FEC address* | *rsvp label-switched-path name*)—(Optional) See [traceroute mpls ldp](#) and [traceroute mpls rsvp](#).

no-resolve—(Optional) Do not attempt to determine the hostname that corresponds to the IP address.

propagate-ttl—(Optional) On the PE router, use this option to view locally-generated Routing Engine transit traffic. This is applicable for MPLS L3VPN traffic only. Use for troubleshooting, when you want to view hop-by-hop information from the local provider router to the remote provider router, when TTL decrementing is disabled on the core network using the **no-propagate-ttl** configuration statement.



NOTE: Using **propagate-ttl** with **traceroute** on the CE router does not show hop-by-hop information.

routing-instance *routing-instance-name*—(Optional) Name of the routing instance for the traceroute attempt.

source *source-address*—(Optional) Source address of the outgoing traceroute packets.

tos *value*—(Optional) Value to include in the IP type-of-service (ToS) field. The range of values is 0 through 255.

ttl *value*—(Optional) Maximum time-to-live value to include in the traceroute request. The range of values is 0 through 128.

wait *seconds*—(Optional) Maximum time to wait for a response to the traceroute request.

Required Privilege Level network

Related Documentation • [traceroute monitor on page 130](#)

List of Sample Output [traceroute on page 128](#)
[traceroute as-number-lookup host on page 128](#)
[traceroute no-resolve on page 128](#)
[traceroute propagate-ttl on page 129](#)
[traceroute \(Between CE Routers, Layer 3 VPN\) on page 129](#)
[traceroute \(Through an MPLS LSP\) on page 129](#)

Output Fields [Table 32 on page 128](#) describes the output fields for the **traceroute** command. Output fields are listed in the approximate order in which they appear.

Table 32: traceroute Output Fields

Field Name	Field Description
traceroute to	IP address of the receiver.
hops max	Maximum number of hops allowed.
byte packets	Size of packets being sent.
<i>number-of-hops</i>	Number of hops from the source to the named router or switch.
<i>router-name</i>	Name of the router or switch for this hop.
<i>address</i>	Address of the router or switch for this hop.
Round trip time	Average round-trip time, in milliseconds (ms).

Sample Output

```

traceroute user@host> traceroute santacruz
traceroute to green.company.net (10.156.169.254), 30 hops max, 40 byte packets
 1 blue23 (10.168.1.254) 2.370 ms 2.853 ms 0.367 ms
 2 red14 (10.168.255.250) 0.778 ms 2.937 ms 0.446 ms
 3 yellow (10.156.169.254) 7.737 ms 89.905 ms 0.834 ms

```

```

traceroute user@host> traceroute as-number-lookup 10.100.1.1
as-number-lookup traceroute to 10.100.1.1 (10.100.1.1), 30 hops max, 40 byte packets
host          1 10.39.1.1 (10.39.1.1) 0.779 ms 0.728 ms 0.562 ms
                2 10.39.1.6 (10.39.1.6) [AS 32] 0.657 ms 0.611 ms 0.617 ms
                3 10.100.1.1 (10.100.1.1) [AS 10, 40, 50] 0.880 ms 0.808 ms 0.774 ms

```

```

traceroute no-resolve user@host> traceroute santacruz no-resolve
traceroute to green.company.net (10.156.169.254), 30 hops max, 40 byte packets
 1 10.168.1.254 0.458 ms 0.370 ms 0.365 ms
 2 10.168.255.250 0.474 ms 0.450 ms 0.444 ms

```

```
3 10.156.169.254 0.931 ms 0.876 ms 0.862 ms
```

```
tracroute user@host> tracroute propagate-ttl 100.200.2.2 routing-instance VPN-A
propagate-ttl tracroute to 100.200.2.2 (100.200.2.2) from 1.1.0.2, 30 hops max, 40 byte packets
```

```
1 1.2.0.2 (1.2.0.2) 2.456 ms 1.753 ms 1.672 ms
   MPLS Label=299776 CoS=0 TTL=1 S=0
   MPLS Label=299792 CoS=0 TTL=1 S=1
2 1.3.0.2 (1.3.0.2) 1.213 ms 1.225 ms 1.166 ms
   MPLS Label=299792 CoS=0 TTL=1 S=1
3 100.200.2.2 (100.200.2.2) 1.422 ms 1.521 ms 1.443 ms
```

**tracroute (Between
CE Routers, Layer 3
VPN)**

```
user@host> tracroute vpn09
tracroute to vpn09.skybank.net (10.255.14.179), 30 hops max, 40
byte packets
1 10.39.10.21 (10.39.10.21) 0.598 ms 0.500 ms 0.461 ms
2 10.39.1.13 (10.39.1.13) 0.796 ms 0.775 ms 0.806 ms
   MPLS Label=100006 CoS=0 TTL=1 S=1
3 vpn09.skybank.net (10.255.14.179) 0.783 ms 0.716 ms 0.686
```

**tracroute
(Through an MPLS
LSP)**

```
user@host> tracroute mpls1
tracroute to 10.168.1.224 (10.168.1.224), 30 hops max, 40 byte packets
1 mpls1-sr0.company.net (10.168.200.101) 0.555 ms 0.393 ms 0.367 ms
   MPLS Label=1024 CoS=0 TTL=1
2 mpls5-lo0.company.net (10.168.1.224) 0.420 ms 0.394 ms 0.401 ms
```

traceroute monitor

Syntax	<code>traceroute monitor <i>host</i></code> <code><count <i>value</i>></code> <code><inet inet 6></code> <code><interval <i>seconds</i>></code> <code><no resolve></code> <code><size <i>value</i>></code> <code><source <i>source-address</i>></code> <code><summary></code>
Syntax (FX Series switches)	<code>traceroute monitor <i>host</i></code> <code><count <i>value</i>></code> <code><inet></code> <code><interval <i>seconds</i>></code> <code><no resolve></code> <code><size <i>value</i>></code> <code><source <i>source-address</i>></code> <code><summary></code>
Syntax (QFX Series)	<code>traceroute monitor <i>host</i></code> <code><count <i>value</i>></code> <code><inet></code> <code><interval <i>seconds</i>></code> <code><no resolve></code> <code><size <i>value</i>></code> <code><source <i>source-address</i>></code> <code><summary></code>
Release Information	Command introduced in Junos OS Release 8.0 Command introduced in Junos OS Release 11.1 for the QFX Series.
Description	Display live monitoring of each hop in the route that packets take to a specified network host. Use as a debugging tool to locate points of failure in a network.
Options	<p><i>host</i>—IP address or name of remote host.</p> <p><i>count value</i>—Number of ping requests, in packets, to send in summary mode. The default value is 10.</p> <p><i>inet inet6</i>—(Optional) Trace the route belonging to IPv4 or IPv6, respectively.</p> <p><i>interval seconds</i>—(Optional) Number of seconds to wait before sending ping requests. The default value is 1.</p> <p><i>no resolve</i>—(Optional) Do not attempt to display addresses symbolically.</p> <p><i>size value</i>—(Optional) Receive the specified number of bytes for each packet. The range is 0 through 65468 bytes. The default value is 64.</p> <p><i>source source-address</i>—(Optional) Source address of the outgoing ping packets.</p>

summary—(Optional) Generate and display a summary of live monitoring of each hop on the route that packets take to a specified network host.

Required Privilege Level network

List of Sample Output [traceroute monitor on page 131](#)

Output Fields [Table 33 on page 131](#) describes the output fields for the **traceroute monitor** command. Output fields are listed in the approximate order in which they appear.

Table 33: traceroute monitor Output Fields

Field Name	Field Description
Host	Hostname or IP address of the router at each hop.
Loss%	Percent of packet loss. The number of ping responses divided by the number of ping requests, specified as a percentage.
Snt	Number of ping requests sent to the router at this hop.
Last	Most recent round-trip time, in milliseconds, to the router at this hop.
Avg	Average round-trip time, in milliseconds, to the router at this hop.
Best	Shortest round-trip time, in milliseconds, to the router at this hop.
Wrst	Longest round-trip time, in milliseconds, to the router at this hop.
StDev	Standard deviation of round-trip times, in milliseconds, to the router at this hop.

Sample Output

traceroute monitor user@host> traceroute monitor 10.16.0.1

	Loss%	Snt	Last	Avg	Best	Wrst	StDev
Host							
1. 10.17.41.254	0.0%	17	0.7	1.0	0.6	5.4	1.2
2. secret.net	0.0%	17	0.6	1.0	0.6	6.6	1.4
3. top-secret.net	0.0%	17	0.6	0.6	0.6	0.6	0.0

traceroute mpls ldp

Syntax `traceroute mpls <ldp> fec`
 `<destination>`
 `<detail>`
 `<exp>`
 `<fanout>`
 `<logical-system>`
 `<no-resolve>`
 `<paths>`
 `<retries>`
 `<routing-instance>`
 `<source>`
 `<ttl>`
 `<update>`
 `<wait>`

Release Information Command introduced in Junos OS Release 8.4.

Description Trace route to a remote host for an MPLS label-switched path signaled by the LDP. Use **traceroute mpls ldp** as a debugging tool to locate MPLS label-switched path forwarding issues in a network. (Currently supported for IPv4 packets only.)

Options *fec*—Specify the IP address and optional prefix of the forwarding equivalence class (FEC).

destination—(Optional) Specify the destination address to use when sending probes.

detail—(Optional) Display detailed output.

exp—(Optional) Specify the class-of-service to use when sending probes. The range of values is 0 through 7. The default value is 7.

fanout—(Optional) Specify the maximum number of nexthops to search per node. The range of values is 1 through 16. The default value is 16.

logical-system—(Optional) Specify the name of the logical system for the traceroute attempt.

no-resolve—(Optional) Specify not to resolve the hostname that corresponds to the IP address.

paths—(Optional) Specify the number of paths to search. The range of values is 1 through 255. The default value is 16.

retries—(Optional) Specify the number of times to resend probe. values. The range of values is 1 through 9. The default value is 3.

routing-instance routing-instance-name—(Optional) Specify the name of the routing instance for the traceroute attempt.

source source-address—(Optional) Specify the source address of the outgoing traceroute packets.

ttl value—(Optional) Specify the maximum time-to-live value to include in the traceroute request, in seconds. The range of values is **1** through **125** and the default value is **64**.

wait seconds—(Optional) Specify the number of seconds to wait before resending a probe. The range of values is **5** through **15** and the default value is **10** seconds.

Required Privilege Level network

List of Sample Output [traceroute mpls ldp on page 134](#)
[traceroute mpls ldp detail on page 134](#)

Output Fields [Table 34 on page 133](#) describes the output fields for the **traceroute mpls ldp fec** command and the **traceroute mpls ldp fec detail** commands. Output fields are listed in the approximate order in which they appear.

Table 34: traceroute mpls ldp Output Fields

Field Name	Field Description	Level of Output
Probe options	Probe options specified in the traceroute mpls ldp fec command.	all levels
ttl	Time to live value of the labeled packet.	none specified
Label	Outgoing label used for forwarding the packet along the label-switched paths.	none specified
Protocol	Signaling protocol used. For this command, it is LDP.	none specified
Address	Address of the next hop.	none specified
Previous Hop	Address of the previous hop. Previous hop address of the first hop is null .	none specified
Probe status	Forwarding status from the first hop to the last-hop label-switching router (egress point in the label-switched paths).	none specified
Hop	Address of the hops in the label-switched path from the first hop to the last hop. Depth indicates the level of the hop.	detail
Parent	Address of the previous hop. Parent value for the first hop is null .	detail
Return Code	Return code for reporting the result of processing the echo request by the receiver.	detail
Response time	Time for the echo request to reach the receiver.	detail
Multipath type	Labels or addresses used by the specified multipath type. If multipaths are not used, the value is none .	detail

Table 34: traceroute mpls ldp Output Fields (*continued*)

Field Name	Field Description	Level of Output
Label Stack	Label stack used to forward the packet.	detail

Sample Output

traceroute mpls ldp user@router> traceroute mpls ldp 4.4.4.4

```

Probe options: ttl 64, retries 3, wait 10, paths 16, exp 7, fanout 16
ttl  Label Protocol Address Previous Hop Probe Status
  1   100016 LDP      24.24.24.1 (null) Success
  2   100000 LDP      20.20.20.2 24.24.24.1 Success
  3      3 LDP      22.22.22.4 20.20.20.2 Egress

```

Path 1 via fe-0/3/3.101 destination 127.0.0.64

traceroute mpls ldp detail user@router> traceroute mpls ldp 4.4.4.4 detail

```

Probe Options: ttl 64, retries 3, wait 10, paths 3, exp 7
Hop 24.24.24.1 Depth 1
  Parent (null)
  Return code: Label switched at stack-depth 1
  Response time 165.93 msec
  Multipath type: IP bitmask
    Address Range 1: 127.0.0.0 ~ 127.0.3.255
  Label Stack:
    Label 1 Value 100032 Protocol LDP

Hop 20.20.20.2 Depth 2
  Parent 24.24.24.1
  Return code: Upstream interface index unknown label-switched at stack-depth
1
  Response time 19.05 msec
  Multipath type: IP bitmask
    Address Range 1: 127.0.0.0 ~ 127.0.3.255
  Label Stack:
    Label 1 Value 100000 Protocol LDP

Hop 22.22.22.4 Depth 3
  Parent 20.20.20.2
  Return code: Egress-ok at stack-depth 1
  Response time 0.79 msec
  Multipath type: None
  Label Stack:
    Label 1 Value 3 Protocol LDP

```

traceroute mpls rsvp

Syntax	<pre>traceroute mpls <rsvp> <i>lsp-name</i> <detail> <egress> <exp> <logical-system> <multipoint> <no-resolve> <retries> <source <i>source-address</i>> <ttl></pre>
Release Information	<p>Command introduced in Junos OS Release 9.2.</p> <p>egress, multipoint, and ttl options added in Junos OS Release 11.2.</p>
Description	<p>Trace route to a remote host for an MPLS LSP signaled by RSVP. Use traceroute mpls rsvp as a debugging tool to locate MPLS label-switched path (LSP) forwarding issues in a network. (Currently supported for IPv4 packets only.)</p>
Options	<p><i>lsp-name</i>—Specify the name of the LSP to be traced.</p> <p>detail—(Optional) Display detailed output.</p> <p>egress—(Optional) Request that a specific point-to-multipoint egress node reply to the trace route. The trace route would follow the associated sub-LSP to the egress node.</p> <p>exp—(Optional) Specify the class of service to use when sending probes. The range of values is 0 through 7. The default value is 7.</p> <p>logical-system—(Optional) Specify the name of the logical system for the traceroute attempt.</p> <p>multipoint—(Optional) Perform a trace route on a point-to-multipoint LSP.</p> <p>no-resolve—(Optional) Specify not to resolve the hostname that corresponds to the IP address.</p> <p>retries—(Optional) Specify the number of times to resend probe. The range of values is 1 through 9. The default value is 3.</p> <p>source <i>source-address</i>—(Optional) Specify the source address of the outgoing traceroute packets.</p> <p>ttl—(Optional) Specify the number of hops to follow before forcing the trace route to quit.</p>
Required Privilege Level	network
List of Sample Output	<p>traceroute mpls rsvp on page 137</p> <p>traceroute mpls rsvp detail on page 137</p>

[traceroute mpls rsvp multipoint \(branch node for sub-LSPs\) on page 138](#)

[traceroute mpls rsvp multipoint \(single-hop sub-LSPs\) on page 138](#)

Output Fields Table 35 on page 136 describes the output fields for the **traceroute mpls rsvp lsp-name** and **traceroute mpls rsvp lsp-name detail** commands. Output fields are listed in the approximate order in which they appear.

Table 35: traceroute mpls rsvp Output Fields

Field Name	Field Description	Level of Output
Probe options	Probe options specified in the traceroute mpls rsvp lsp-name command.	all levels
ttl	Time-to-live value of the labeled packet.	none specified
Label	MPLS label used to forward the packets along the LSP.	none specified
Protocol	Signaling protocol used. For this command, it is RSVP-TE.	none specified
Address	Address of the next hop.	none specified
Previous Hop	Address of the previous hop. Previous hop address of the first hop is null .	none specified
Probe status	Forwarding status from the first hop to the last-hop label-switching router (egress point in the label-switched paths). Displays Success if the trace to a hop is successful or Egress if the trace has reached the last router on the path.	none specified
Hop	Address of the hops in the label-switched path from the first hop to the last hop. Depth indicates the level of the hop.	detail
Parent	Address of the previous hop. Parent value for the first hop is null .	detail
Return Code	Return code for reporting the result of processing the echo request by the receiver.	detail
Sender timestamp	Displays the timestamp when the MPLS echo request is sent to the next hop.	detail
Receiver timestamp	Timestamp when the echo request from the previous hop is received and acknowledged with an echo response by the next hop.	detail
Response time	Time for the echo request to reach the receiver.	detail
MTU	Size of the largest packet that includes the label stack forwarded to the next hop.	detail

Table 35: traceroute mpls rsvp Output Fields (*continued*)

Field Name	Field Description	Level of Output
Multipath type	Labels or addresses used by the specified multipath type. If multipaths are not used, the value is none .	detail
Label stack	Label stack used to forward the packet.	detail
Path	Displays the sub-lsp path number for this traceroute, the interface used, and the destination address.	all levels

Sample Output

traceroute mpls rsvp user@host> traceroute mpls rsvp lsp-chicago-atlanta

Probe options: retries 3, exp 7

ttl	Label	Protocol	Address	Previous Hop	Probe Status
1	299792	RSVP-TE	192.168.1.2	(null)	Success
2	299803	RSVP-TE	192.168.2.3	192.168.1.2	Success
3	3	RSVP-TE	192.168.3.4	192.168.2.3	Egress

Path 1 via ge-0/0/0.1 destination 127.0.0.64

traceroute mpls rsvp detail user@host> traceroute mpls rsvp lsp-chicago-atlanta detail
Probe options: retries 3, exp 7

Hop 192.168.1.2 Depth 1

Probe status: Success

Parent: (null)

Return code: Label-switched at stack-depth 1

Sender timestamp: 2008-04-17 09:35:27 EDT 400.88 msec

Receiver timestamp: 2008-04-17 09:35:27 EDT 427.87 msec

Response time: 26.99 msec

MTU: Unknown

Multipath type: IP bitmask

Address Range 1: 127.0.0.64 ~ 127.0.0.127

Label Stack:

Label 1 Value 299792 Protocol RSVP-TE

Hop 192.168.2.3 Depth 2

Probe status: Success

Parent: 192.168.1.2

Return code: Upstream interface index unknown label-switched at stack-depth

1

Sender timestamp: 2008-04-17 09:35:27 EDT 522.13 msec

Receiver timestamp: 2008-04-17 09:35:27 EDT 548.69 msec

Response time: 26.55 msec

MTU: 1518

Multipath type: IP bitmask

Address Range 1: 127.0.0.64 ~ 127.0.0.127

Label Stack:

Label 1 Value 299803 Protocol RSVP-TE

**traceroute mpls rsvp
multipoint (branch
node for sub-LSPs)**

The following traceroute output is for a point-to-multipoint LSP where the penultimate node is a branch node for the sub-LSPs.

```
user@host> traceroute mpls rsvp multipoint p2mplsp
Probe options: retries 3, exp 7
```

ttl	Label	Protocol	Address	Previous Hop	Probe Status
1	300000	RSVP-TE	81.1.2.2	(null)	Success
2	299968	RSVP-TE	81.2.3.3	81.1.2.2	Success
3	299952	RSVP-TE	81.3.4.4	81.2.3.3	Success
4	299920	RSVP-TE	81.4.6.6	81.3.4.4	Egress

Path 1 via lt-1/2/0.102 destination 127.0.0.64

ttl	Label	Protocol	Address	Previous Hop	Probe Status
4	299920	RSVP-TE	81.4.5.5	81.3.4.4	Egress

Path 2 via lt-1/2/0.102 destination 127.0.0.64

**traceroute mpls rsvp
multipoint (single-hop
sub-LSPs)**

The following traceroute output is for a point-to-multipoint LSP with multiple single-hop sub-LSPs.

```
user@host> traceroute mpls rsvp multipoint p2mplsp
Probe options: retries 3, exp 7
```

ttl	Label	Protocol	Address	Previous Hop	Probe Status
1	0	RSVP-TE	81.1.2.2	(null)	Egress

Path 1 via lt-1/2/0.102 destination 127.0.0.64

ttl	Label	Protocol	Address	Previous Hop	Probe Status
1	0	RSVP-TE	81.1.8.8	(null)	Egress

Path 2 via lt-1/2/0.108 destination 127.0.0.64

ttl	Label	Protocol	Address	Previous Hop	Probe Status
1	0	RSVP-TE	81.1.9.9	(null)	Egress

Path 3 via lt-1/2/0.109 destination 127.0.0.64

PART 2

System Management

- [Accounting Operational Mode Commands on page 141](#)
- [Chassis Operational Mode Commands on page 165](#)
- [Command-Line Interface Operational Mode Commands on page 659](#)
- [File Management Operational Mode Commands on page 681](#)
- [Packet Forwarding Engine Operational Mode Commands on page 703](#)
- [Remote System Access Operational Mode Commands on page 775](#)
- [Simple Network Management Protocol Operational Mode Commands on page 781](#)
- [System Software Operational Mode Commands on page 813](#)
- [Virtual Chassis Operational Mode Commands on page 1405](#)

CHAPTER 6

Accounting Operational Mode Commands

Table 36 on page 141 summarizes the command-line interface (CLI) commands you can use to monitor and troubleshoot the Link Layer Discovery Protocol (LLDP) protocol. Commands are listed in alphabetical order.

Table 36: Accounting Operational Mode Commands

Task	Command
Clear LLDP neighbor information.	<code>clear lldp neighbor</code>
Clear LLDP statistics.	<code>clear lldp statistics</code>
Display basic LLDP information.	<code>show lldp</code>
Display LLDP local information.	<code>show lldp local-information</code>
Display LLDP neighbor information.	<code>show lldp neighbors</code>
Display LLDP remote global statistics.	<code>show lldp remote-global-statistics</code>
Display LLDP statistics.	<code>show lldp statistics</code>
Display accounting profile information.	<code>show accounting profile</code>
Display accounting records for the specified accounting profile.	<code>show accounting records</code>

clear lldp neighbor

Syntax	clear lldp neighbor <interface <i>interface-name</i>>
Release Information	Command introduced in Junos OS Release 9.6.
Description	<p>On MX Series and T Series routers, clear information regarding all Link Layer Discovery Protocol (LLDP) neighbors or LLDP neighbors of the specified interface.</p> <p>For information about interface names, see Interface Naming Overview. For information about interface names for TX Matrix routers, see TX Matrix Router Chassis and Interface Names. For information about FPC numbering on TX Matrix routers, see Routing Matrix with a TX Matrix Router FPC Numbering.</p>
Options	interface <i>interface-name</i> —(Optional) Clear the LLDP neighbors on the specified interface.
Required Privilege Level	clear
Related Documentation	<ul style="list-style-type: none">• clear lldp statistics on page 143
List of Sample Output	clear lldp statistics on page 142
Output Fields	When you enter this command, you are provided no feedback on the status of your request. You can enter the show lldp neighbors command before and after clearing the LLDP neighbors to verify the clear operation.

Sample Output

```
clear lldp statistics  user@host> clear lldp statistics
                        user@host> clear lldp statistics interface ge-0/2/0
```

clear lldp statistics

Syntax	<code>clear lldpp neighbor</code> <code><interface <i>interface-name</i>></code>
Release Information	Command introduced in Junos OS Release 9.6.
Description	<p>On MX Series and T Series routers, clear all Link Layer Discovery Protocols (LLDP) statistics or LLDP statistics associated with the specified interface.</p> <p>For information about interface names, see Interface Naming Overview. For information about interface names for TX Matrix routers, see TX Matrix Router Chassis and Interface Names. For information about FPC numbering on TX Matrix routers, see Routing Matrix with a TX Matrix Router FPC Numbering.</p>
Options	<code>interface <i>interface-name</i></code> —(Optional) Clear LLDP statistics on the specified interface.
Required Privilege Level	clear
Related Documentation	<ul style="list-style-type: none"> • clear lldp neighbor on page 142
List of Sample Output	clear lldp neighbor on page 143
Output Fields	When you enter this command, you are provided no feedback on the status of your request. You can enter the show lldp statistics command before and after clearing the LLDP statistics to verify the clear operation.

Sample Output

```
clear lldp neighbor  user@host> clear lldp neighbors
                    user@host> clear lldp neighbors interface ge-0/2/2
```

show lldp

Syntax	<code>show lldp</code> <code><detail></code>
Release Information	Command introduced in Junos OS Release 9.6.
Description	On MX Series and T Series routers, display information about the Link Layer Discovery Protocol (LLDP).
Options	detail —(Optional) Display the detailed output level.
Required Privilege Level	view
List of Sample Output	show lldp on page 146 show lldp detail on page 146
Output Fields	Table 37 on page 144 describes the output fields for the show lldp command. Output fields are listed in the approximate order in which they appear.

Table 37: show lldp Output Fields

Field Name	Field Description
LLDP	Status of LLDP: Enabled or Disabled .
Advertisement interval	Value of the advertisement interval parameter.
Transmit delay	Value of the transmit delay parameter.
Hold timer	Value of the hold timer parameter.
Notification interval	Value of the notification interval parameter.
Config Trap Interval	Value of the configuration trap parameter.
Connection Hold timer	Value of the connection hold timer parameter.
Interface	<p>List of LLDP interfaces, showing status (Enabled or Disabled) and Neighbor count (detail only).</p> <p>For information about interface names, see Interface Naming Overview. For information about interface names for TX Matrix routers, see TX Matrix Router Chassis and Interface Names. For information about FPC numbering on TX Matrix routers, see Routing Matrix with a TX Matrix Router FPC Numbering.</p>
LLDP basic TLVs supported	List of basic LLDP TLVs supported by this device (detail only).

Table 37: show lldp Output Fields (*continued*)

Field Name	Field Description
LLDP 802 TLVs supported	List of IEEE 802.1 LLDP TLVs supported by this device (detail only).

Sample Output

```
show lldp user@host> show lldp
LLDP : Enabled
Advertisement interval : 30 Second(s)
Transmit delay : 2 Second(s)
Hold timer : 4 Second(s)
Notification interval : 30 Second(s)
Config Trap Interval : 300 Second(s)
Connection Hold timer : 60 Second(s)

Interface LLDP
ge-0/0/0 Enabled
ge-0/0/1 Enabled
ge-0/0/4 Enabled
```

Sample Output

```
show lldp detail user@host> show lldp detail
LLDP : Enabled
Advertisement interval : 30 Second(s)
Transmit delay : 2 Second(s)
Hold timer : 4 Second(s)
Notification interval : 30 Second(s)
Config Trap Interval : 300 Second(s)
Connection Hold timer : 60 Second(s)

Interface LLDP Neighbor count
ge-0/0/0 Enabled 0
ge-0/0/1 Enabled 0
ge-0/0/4 Enabled 0

LLDP basic TLVs supported:
Chassis identifier, Port identifier, Port description, System name, System
description, System capabilities, Management address.

LLDP 802 TLVs supported:
Link aggregation, Maximum frame size, MAC/PHY Configuration/Status, Port VLAN ID,
Port VLAN name.
```


show lldp local-information

Syntax	show lldp local-information
Release Information	Command introduced in Junos OS Release 9.6.
Description	On MX Series and T Series routers, display local Link Layer Discovery Protocol (LLDP) information.
Options	This command has no options.
Required Privilege Level	view
List of Sample Output	show lldp local-information on page 148
Output Fields	Table 38 on page 147 describes the output fields for the show lldp local-information command. Output fields are listed in the approximate order in which they appear.

Table 38: show lldp local-information Output Fields

Field Name	Field Description
LLDP Local Information details	Information that follows pertains to the local system.
Chassis ID	List of chassis identifiers for local information.
System name	Local system name reported by LLDP.
System descr	Local system description reported by LLDP.
System Capabilities	Capabilities (such as Bridge or Router) that are Supported or Enabled by system on the interface.
Management Information	Listed by Interface Name , Address Subtype (such as ipv4), Address (such as 192.168.168.229), Interface Number , and Interface Numbering Subtype .
Interface Name	List of local interfaces. For information about interface names, see Interface Naming Overview. For information about interface names for TX Matrix routers, see TX Matrix Router Chassis and Interface Names. For information about FPC numbering on TX Matrix routers, see Routing Matrix with a TX Matrix Router FPC Numbering.
Interface ID	List of local interface identifiers.
Interface Description	List of local interface descriptions.
Status	List of interface conditions: UP or DOWN .

Sample Output

```
show lldp local-information user@host> show lldp local-information
LLDP Local Information details

Chassis ID   : 00:90:69:0a:77:c0
System name  : sw-mx-u
System descr : Juniper Networks, Inc. MX 960, Version 9.4I0.1, Build date
                2008-09-04 14:51:50 UTC

System Capabilities
Supported    : Bridge Router
Enabled     : Bridge Router

Management Information
Interface Name : fxp0
Address Subtype : IPv4(1)
Address       : 192.168.168.229
Interface Number : 1
Interface Numbering Subtype : ifIndex(2)

Interface Name      Interface ID      Interface Description      Status
ge-0/1/0            18              Avaya Port                UP
ge-0/1/1            27              -                          DOWN
ge-0/1/2            13              Port for Hub              UP
```

show lldp neighbors

Syntax	<code>show lldp neighbors</code> <code><interface <i>interface-name</i>></code>
Release Information	Command introduced in Junos OS Release 9.6.
Description	On MX Series and T Series routers, display information about LLDP neighbors. For information about interface names, see Interface Naming Overview. For information about interface names for TX Matrix routers, see TX Matrix Router Chassis and Interface Names. For information about FPC numbering on TX Matrix routers, see Routing Matrix with a TX Matrix Router FPC Numbering.
Options	<code>interface <i>interface-name</i></code> —(Optional) Display the neighbor information about a particular physical interface.
Required Privilege Level	view
Related Documentation	<ul style="list-style-type: none"> • clear lldp neighbor on page 142
List of Sample Output	show lldp neighbors on page 151 show lldp neighbors interface ge-0/0/4 on page 151
Output Fields	Table 39 on page 149 describes the output fields for the show lldp neighbors command. Output fields are listed in the approximate order in which they appear.

Table 39: show lldp neighbors Output Fields

Field Name	Field Description
LLDP Remote Devices Information	Information about remote devices.
LocalInterface	List of local interfaces for which neighbor information is available.
ChassisId	List of chassis identifiers for neighbors.
PortInfo	List of port information gathered from neighbors. This could be the port identifier or port description.
SysName	List of system names gathered from neighbors.
LLDP Neighbor Information	Information about both local and neighbor systems on the interface (appears when the interface option is used).
Local Information	Information about local systems on the interface (appears when the interface option is used).

Table 39: show lldp neighbors Output Fields (*continued*)

Field Name	Field Description
Neighbor Information	Information about both local and neighbor system on the interface (appears when the interface option is used).
Index	Local interface index (appears when the interface option is used).
Time Mark	Date and timestamp of information (appears when the interface option is used).
Time To Live	Number of seconds for which this information is valid (appears when the interface option is used).
Local Interface	Name of the local physical interface (appears when the interface option is used).
Local Port ID	Local port identifier (appears when the interface option is used).
Neighbor Information	Information about neighbor systems on the interface (appears when the interface option is used).
Chassis type	Type of chassis identifier supplied, such as MAC address (appears when the interface option is used).
Chassis ID	Chassis identifier of type listed (appears when the interface option is used).
Port type	Type of port identifier supplied, such as local (appears when the interface option is used).
Port ID	Port identifier of type listed (appears when the interface option is used).
Port description	Port description (appears when the interface option is used).
System name	Name supplied by the system on the interface (appears when the interface option is used).
System Description	Description supplied by the system on the interface (appears when the interface option is used).
System Capabilities	Capabilities (such as bridge or router) that are Supported or Enabled by the system on the interface (appears when the interface option is used).
Management address	Details of the management address: Address Type (such as ipv4), Address (such as 10.204.34.35), Interface Number , Interface Subtype , and Organization Identifier (OID) (appears when the interface option is used).
Organization Info	One or more entries listing remote information by Organizationally Unique Identifier (OUI), Subtype , Index , and Info (appears when the interface option is used).

Sample Output

```

show lldp neighbors user@host> show lldp neighbors
LLDP Remote Devices Information

LocalInterface  ChassisId          PortInfo          SysName
ge-0/0/0        10.209.192.12      00 19 bb 20 de 80 AVA4C357D
ge-0/0/1        10.209.192.12      00 19 bb 20 de 80 AVA4C357D
ge-0/0/1        10.209.192.13      00 19 bb 20 de 81 AVA4C357E
ge-0/0/3        00 19 bb 20 de 79 5      apg-hp1
ge-0/0/3        00 19 bb 20 de 80 3      apg-hp1
ge-0/0/4        00 19 bb 20 de 79 5      apg-hp1
ge-0/0/4        00 19 bb 20 de 80 3      apg-hp1
ge-0/0/5        00 19 bb 20 de 81 ge-0/0/3      MX480-1
ge-0/0/6        00 19 bb 20 de 82 ge-0/0/4      MX960-2

```

Sample Output

```

show lldp neighbors user@host> show lldp neighbors interface ge-0/0/4
interface ge-0/0/4 LLDP Neighbor Information:
Local Information:
  Index 6 Time Mark Wed Jun 20 07:34:11 2007 Time To Live 120 seconds
  Local Interface : ge-0/0/4
  Local Port ID   : 4

Neighbor Information:
  Chassis type      : Mac address
  Chassis ID        : 00 19 bb 20 de 80
  Port type         : local
  Port ID           : 3
  Port description  : 3
  System name       : apg-hp1

System Description : ProCurve J9049A Switch 2900-24G, revision
                    T.11.X1, ROM K....

System Capabilities
  Supported : bridge, router
  Enabled   : bridge

Management address
  Address Type : ipv4
  Address      : 10.204.34.35
  Interface Number : 1
  Interface Subtype : ifIndex(2)
  OID          : 1.3.6.1.2.1.31.1.1.1.1.1

Organization Info
  OUI : 0.18.15
  Subtype : 1
  Index : 1
  Info : 00A0000000

Organization Info
  OUI : 0.18.15
  Subtype : 3
  Index : 2
  Info : 0100000000

```

Organization Info

OUI : 0.18.15
Subtype : 4
Index : 3
Info : 05EA

show lldp remote-global-statistics

Syntax	show lldp remote-global-statistics
Release Information	Command introduced in Junos OS Release 9.6.
Description	On MX Series and T Series routers, display remote Link Layer Discovery Protocol (LLDP) global statistics.
Options	This command has no options.
Required Privilege Level	view
List of Sample Output	show lldp remote-global-statistics on page 154
Output Fields	Table 40 on page 153 describes the output fields for the show lldp remote-global-statistics command. Output fields are listed in the approximate order in which they appear.

Table 40: show lldp remote-global-statistics Output Fields

Field Name	Field Description
LLDP Remote Database Table Counters	Information about remote database table counters.
LastchangeTime	Time elapsed between LLDP agent startup and the last change to the remote database table information.
Inserts	Number of insertions made in the remote database table.
Deletes	Number of deletions made in the remote database table.
Drops	Number of LLDP frames dropped from the remote database table because of errors.
Ageouts	Number of remote database table entries that have aged out of the table.

Sample Output

```
show lldp remote-global-statistics
remote-global-statistics user@host> show lldp remote-global-statistics
                          user@host> show lldp remote-global-statistics
                          LLDP Remote Database Table Counters
                          LastchangeTime      Inserts      Deletes      Drops      Ageouts
                          00:00:76 (76 sec)    192             0             0           0
```


show lldp statistics

Syntax	show lldp statistics <interface <i>interface-name</i> >
Release Information	Command introduced in Junos OS Release 9.6.
Description	On MX Series and T Series routers, display information about Link Layer Discovery Protocol (LLDP) statistics.
Options	interface <i>interface-name</i> —(Optional) Display the statistics about a particular physical interface.
Required Privilege Level	view
Related Documentation	<ul style="list-style-type: none"> • clear lldp statistics on page 143
List of Sample Output	show lldp statistics on page 156 show lldp statistics interface ge-0/1/1 on page 156
Output Fields	Table 41 on page 155 describes the output fields for the show lldp statistics command. Output fields are listed in the approximate order in which they appear.

Table 41: show lldp statistics Output Fields

Field Name	Field Description
Interface	Interface name. For information about interface names, see Interface Naming Overview. For information about interface names for TX Matrix routers, see TX Matrix Router Chassis and Interface Names. For information about FPC numbering on TX Matrix routers, see Routing Matrix with a TX Matrix Router FPC Numbering.
Received	Number of LLDP frames received on this interface.
Transmitted	Number of LLDP frames sent on this interface.
Unknown-TLVs	Number of LLDP frames with unsupported content received on this interface.
With-Errors	Number of LLDP frames with errors received on this interface.
Discarded	Number of LLDP frames received on this interface that were discarded because of problems.

Sample Output

```
show lldp statistics user@host> show lldp statistics
Interface Received Transmitted Unknown-TLVs With-Errors Discarded
-----
ge-0/1/1 544 540 0 0 0
ge-0/1/2 540 500 0 0 0
ge-0/1/3 544 540 0 0 0
ge-0/1/4 544 540 0 0 0
ge-0/1/5 544 540 0 0 0
ge-0/1/6 544 540 0 0 0
ge-0/1/7 0 0 0 0 0
```

Sample Output

```
show lldp statistics user@host> show lldp statistics interface ge-0/1/1
interface ge-0/1/1 Interface Received Transmitted Unknown-TLVs With-Errors Discarded
-----
ge-0/1/1 544 540 0 0 0
```

show accounting profile

Syntax	<code>show accounting profile <i>profile-name</i></code>
Release Information	Command introduced before Junos OS Release 7.4.
Description	Display accounting profile information.
Options	<i>profile-name</i> —Name of the accounting profile.
Required Privilege Level	view
List of Sample Output	show accounting profile (Interface) on page 158 show accounting profile (Filter) on page 159 show accounting profile (Destination Class) on page 159 show accounting profile (Routing Engine) on page 160
Output Fields	Table 42 on page 157 lists the output fields for the show accounting profile command. Output fields are listed in the approximate order in which they appear.

Table 42: show accounting profile Output Fields

Field Name	Field Description
Profile	Name of the accounting profile.
Sampling interval	Configured interval, in minutes, for statistic collection.
Profile Usage Count	Number of items configured for collecting accounting statistics.
<i>file information</i>	Information about the accounting profile log, including: <ul style="list-style-type: none"> • File—Name of accounting profile log. If no name is explicitly provided, the name of the accounting profile is used. All statistics files are placed in the <code>/var/log</code> directory. • maximum size—Configured size. When the size is exceeded, the log file closes and a new log file opens. • maximum number—Configured maximum number of log files. • bytes written—Number of bytes written to the log file.
Transfer Interval	Length of time (in minutes) the file remains open, receiving statistics before it is closed, transferred, and rotated. When either the time or the file size is exceeded, the file is closed and a new one opened, whether or not a transfer site is specified.
Next Scheduled Transfer	Time at which the next transfer occurs.

Table 42: show accounting profile Output Fields (*continued*)

Field Name	Field Description
Column Labels	<p>Names of sampled statistics. This list varies depending on the configuration:</p> <ul style="list-style-type: none"> profile-layout—List of data fields reported, in the order they appear in the output. epoch-timestamp—Number of seconds since the epoch. interfaces—(For interface, filter, and destination class profiles) Name of the interfaces on which the filter is applied. filter-name—(For filter profiles) Name of the filter. counter-name—(For filter profiles) Name of the counter. packet-count—(For filter and destination class profiles) Number of packets for the counter. byte-count—(For filter and destination class profiles) Number of bytes for the counter. input-bytes—(For interface profiles) Input bytes. input-errors—(For interface profiles) Generic input error packets. input-multicast—(For interface profiles) Input packets arriving by multicast. input-packets—(For interface profiles) Input packets. input-unicast—(For interface profiles) Input unicast packets. output-bytes—(For interface profiles) Output bytes. output-errors—(For interface profiles) Generic output error packets. output-multicast—(For interface profiles) Output packets sent by multicast. output-packets—(For interface profiles) Output packets. output-unicast—(For interface profiles) Output unicast packets. no-proto—(For interface profiles) Packets for unsupported protocol. snmp-index—(For interface profiles) SNMP index. destination-class-name—(For destination class profiles) Configured destination class name. host name—(For Routing Engine profiles) Hostname for the router. date-yyyyymmdd—(For Routing Engine profiles) Date. timeofday-hhmmss—(For Routing Engine profiles) Time of day. uptime—(For Routing Engine profiles) Time since the last reboot, in seconds. cpu1min—(For Routing Engine profiles) Average system load over the last 1 minute. cpu5min—(For Routing Engine profiles) Average system load over the last 5 minutes. cpu15min—(For Routing Engine profiles) Average system load over the last 15 minutes.
Interface name	Name of the interface configured for this accounting profile.
Filter name	Name of the filter configured for this accounting profile.
routing-engine-stats	Routing Engine accounting profile.
Next Scheduled Collection	Time for next collection of statistics for the named interface.

Sample Output

```

show accounting profile (Interface) user@host> show accounting profile if_prof
                                     Profile if_prof
                                     Sampling interval: 1 minute(s), Profile Usage Count: 2

```

```

File accounting_profile_stats: maximum size 1048576, maximum number 5, bytes
written 2196
Transfer Interval: 15 minute(s), Next Scheduled Transfer: 2001-06-17-18:00:45
Column Labels:
  profile-layout
  epoch-timestamp
  interface-name
  snmp-index
  input-bytes
  output-bytes
  input-packets
  output-packets
  input-unicast
  output-unicast
  input-multicast
  output-multicast
  no-proto
  input-errors
  output-errors

```

Interface Name	Next Scheduled Collection
fxp0.0	2001-06-18-18:00:30
fxp0	2001-06-18-18:01:00

**show accounting
profile (Filter)**

```

user@host> show accounting profile filter_profile
Profile filter_profile
Sampling interval: 1 minute(s), Profile Usage Count: 0
File accounting_profile_stats: maximum size 1048576, maximum number 5, bytes
written 822
Transfer Interval: 15 minute(s), Next Scheduled Transfer: 2001-06-17-18:00:46
Column Labels:
  profile-layout
  epoch-timestamp
  interfaces
  filter-name
  counter-name
  packet-count
  byte-count

```

Filter Name	Next Scheduled Collection
myfilter0	2001-06-03-04:32:59

**show accounting
profile (Destination
Class)**

```

user@host> show accounting profile dcu1
Profile dcu1
Sampling interval: 1 minute(s), Profile Usage Count: 0
File accounting_profile_stats: maximum size 1048576, maximum number 5, bytes
written 901
Transfer Interval: 15 minute(s), Next Scheduled Transfer: 2001-06-17-18:00:46
Column Labels:
  profile-layout
  epoch-timestamp
  interface-name
  destination-class-name
  packet-count
  byte-count

```

	Interface Name	Next Scheduled Collection
	so-0/3/3	2001-06-03-04:34:00
show accounting profile (Routing Engine)	user@host> show accounting profile rep1	
	Profile rep1	
	Sampling interval: 1 minute(s), Profile Usage Count: 1	
	File accounting_profile_stats: maximum size 1048576, maximum number 5, bytes written 901	
	Transfer Interval: 15 minute(s), Next Scheduled Transfer: 2001-06-17-18:00:46	
	Column Labels:	
	profile-layout	
	epoch-timestamp	
	hostname	
	date-yyyyymmdd	
	timeofday-hhmmss	
	uptime	
	cpu1min	
	cpu5min	
	cpu15min	
	Interface Name	Next Scheduled Collection
	routing-engine-stats	2001-06-18-18:02:31

show accounting records

Syntax	<code>show accounting records <i>profile-name</i></code> <code><since <i>time</i>></code> <code><utc_timestamp></code>
Release Information	Command introduced before Junos OS Release 7.4.
Description	Display accounting records for the specified accounting profile.
Options	<p><i>profile-name</i>—Name of the accounting profile.</p> <p><i>since time</i>—(Optional) Display accounting statistics since the specified time (<i>YYYY-MM-DD-HH:MM:SS</i>)</p> <p><i>utc_timestamp</i>—(Optional) Display the timestamp in Coordinated Universal Time (UTC) format.</p>
Required Privilege Level	view
List of Sample Output	show accounting records on page 162 show accounting records utc-timestamp on page 163 show accounting records (Since Time) on page 163 show accounting records (Filter Profile) on page 163 show accounting records (Destination Class Profile) on page 163 show accounting records (Routing Engine Profile) on page 163
Output Fields	Table 43 on page 161 lists the output fields for the show accounting records command. Output fields are listed in the approximate order in which they appear.

Table 43: show accounting records Output Fields

Field Name	Field Description
Timestamp	Date and time of sample.
Interface Name	(For interface profiles) Name and SNMP index of the interface for the accounting profile.
Filter name	(For filter profiles) Name of the filter.
Interfaces	(For filter profiles) Name of the interfaces for the accounting profile.
Counter name	(For filter profiles) Name of the counter.
Destination Class	(For destination class profiles) Name of the destination class.
Input Bytes	(For interface profiles) Input bytes.
Output Bytes	(For interface profiles) Output bytes.

Table 43: show accounting records Output Fields (*continued*)

Field Name	Field Description
Input Packets	(For interface profiles) Input packets.
Output Packets	(For interface profiles) Output packets.
Input Unicast Packets	(For interface profiles) Input unicast packets.
Output Unicast Packets	(For interface profiles) Output unicast packets
Input Multicast Packets	(For interface profiles) Input packets arriving by multicast.
Output Multicast Packets	(For interface profiles) Output packets sent by multicast.
Unsupported Protocol Packets	(For interface profiles) Packets for unsupported protocols.
Input Errors	(For interface profiles) Generic input error packets.
Output Errors	(For interface profiles) Generic output error packets.
Host Name	(For Routing Engine profiles) Hostname for the router.
Date	(For Routing Engine profiles) Date, in <i>YYYYMMDD</i> format.
Time of Day	(For Routing Engine profiles) Time of day, in <i>HHMMSS</i> format.
Uptime	(For Routing Engine profiles) Time since the last reboot, in seconds.
Average CPU Load (1 min)	(For Routing Engine profiles) Average system load over the last 1 minute.
Average CPU Load (5 min)	(For Routing Engine profiles) Average system load over the last 5 minutes.
Average CPU Load (15 min)	(For Routing Engine profiles) Average system load over the last 15 minutes.

Sample Output

```

show accounting records user@host> show accounting records if_prof
Timestamp: 2000-10-03-00:30:41, Interface Name: fxp0 (SNMP Index 1)
32663634 Input Bytes
3487515 Output Bytes
158000 Input Packets
33296 Output Packets
158000 Input Unicast Packets
33296 Output Unicast Packets
0 Input Multicast Packets
0 Output Multicast Packets

```



```

0   Unsupported Protocol Packets
0   Input Errors
0   Output Errors

```

```

show accounting      user@host> show accounting records if_prof utc_timestamp
records utc-timestamp Timestamp: 2001-06-18-18:01:00, Interface Name: fxp0 (SNMP Index 1)
                        32663634   Input Bytes
                        3487515   Output Bytes
                        158000    Input Packets
                        33296    Output Packets
                        158000    Input Unicast Packets
                        33296    Output Unicast Packets
                        0         Input Multicast Packets
                        0         Output Multicast Packets
                        0         Unsupported Protocol Packets
                        0         Input Errors
                        0         Output Errors

show accounting      user@host> show accounting records if_prof since 2000-10-03-00:10:41
records (Since Time) Timestamp: 2000-10-03-00:30:41, Interface Name: fxp0 (SNMP Index 1)
                        32663634   Input Bytes
                        3487515   Output Bytes
                        158000    Input Packets
                        33296    Output Packets
                        158000    Input Unicast Packets
                        33296    Output Unicast Packets
                        0         Input Multicast Packets
                        0         Output Multicast Packets
                        0         Unsupported Protocol Packets
                        0         Input Errors
                        0         Output Errors

show accounting      user@host> show accounting records filter_profile
records (Filter Profile) Timestamp: 2000-10-03-00:30:41, Filter Name: ap_filter, Interfaces: fxp0.0
                        Counter Name: c1
                        2440    Packets
                        223509  Bytes

show accounting      user@host> show accounting records dcu1
records (Destination Timestamp: 2000-10-03-00:30:41, Interface: so-2/0/0.0, Destination Class: gold
Class Profile)      0         Packets
                        0         Bytes

show accounting      user@host> show accounting records rep1
records (Routing      Timestamp: 2000-10-03-00:30:41
Engine Profile)      Host Name:      andro
                        Date:          20010618
                        Time of Day:    183130
                        Uptime:         88260
                        Average CPU Load (1 min): 0.000000
                        Average CPU Load (5 min): 0.000000
                        Average CPU Load (15 min): 0.000000

```


CHAPTER 7

Chassis Operational Mode Commands

Table 44 on page 165 summarizes the command-line interface (CLI) commands you can use to monitor the router chassis. Commands are listed in alphabetical order.

Table 44: Chassis Operational Mode Commands

Task	CLI Command
(T Series and M320 routers only) Clear or stop a text message on the craft interface.	clear chassis display message
(T Series, M120, M320, and MX Series routers only) Change Control Board (CB) status information.	request chassis cb
(PTX Series Packet Transport Switches only) Control the operation of the Centralized Clock Generator (CCG).	request chassis ccg
(M7i and M10i routers only) Control the operation of the Compact Forwarding Engine Board (CFEB).	request chassis cfcb
(TX Matrix Plus routers only) Control the operation of the Connector Interface Panel (CIP).	request chassis cip
(PTX Series Packet Transport Switches only) Control which Centralized Clock Generator (CCG) is master.	request chassis clock master switch
(M120 and MX Series routers only) Control the operation of the specified fabric plane.	request chassis fabric plane
(M120 router only) Control the operation of the specified Forwarding Engine Board (FEB).	request chassis feb
(M20, M40, M40e, M120 M160, M320, and MX Series routers: T Series routers; and PTX Series Packet Transport Switches only) Control the operation of the Flexible PIC Concentrator (FPC).	request chassis fpc
(M40e, M120, M160, M320, and MX Series routers, and T Series routers only) Resynchronize the Front Panel Module (FPM) craft interface status	request chassis fpm resync

Table 44: Chassis Operational Mode Commands *(continued)*

Task	CLI Command
(TX Matrix and TX Matrix Plus routers only) On a TX Matrix router, control the operation of the T640 router (or line-card chassis) that is connected to the TX Matrix router. On a TX Matrix Plus router, control the operation of a T1600 router that is connected to the TX Matrix Plus router.	request chassis lcc
(MX Series routers) Control the operation of Modular Interface Cards (MICs)	request chassis mic
(M40e and M160 routers only) Control the operation of the Miscellaneous Control Subsystem (MCS).	request chassis mcs
(MX Series routers only) Control the operation of a MIC.	request chassis mic
(M40e and M160 routers only) Control the operation of the Packet Forwarding Engine Clock Generator (PCG).	request chassis pcg
Control the operation of a PIC.	request chassis pic
(M120 routers only) Control the operation of a FEB in a redundancy group.	request chassis redundancy feb slot
For routers with multiple Routing Engines, control which Routing Engine is the master.	request chassis routing-engine master
(T Series routers only) Control the operation of the specified SONET Clock Generator (SCG).	request chassis scg
(M40e and M160 routers only) Control which Switching and Forwarding Module (SFM) is master.	request chassis sfm master switch
(M40e and M160 routers only) Control the operation of the specified SFM.	request chassis sfm
(M320 routers and T Series routers only) Control the operation of the specified Switch Interface Board (SIB).	request chassis sib
(TX Matrix Plus routers only) Control the receiving link of the specified Switch Interface Board (SIB) of the SFC.	request chassis sib f13 train-link-receive slot
(TX Matrix Plus routers only) Control the transmission link of the specified Switch Interface Board (SIB) of the SFC.	request chassis sib f13 train-link-transmit slot
(T1600 routers (LCCs) and TX Matrix Plus routing platform only) Control the receiving link of the specified Switch Interface Board (SIB) of the LCC.	request chassis sib train-link-receive slot
(T1600 routers (LCCs) and TX Matrix Plus routing platform only) Control the transmission link of the specified Switch Interface Board (SIB) of the LCC.	request chassis sib train-link-transmit slot

Table 44: Chassis Operational Mode Commands *(continued)*

Task	CLI Command
(T Series routers only) Restart the specified Switch Processor Mezzanine Board (SPMB) on the CB.	<code>request chassis spmb restart</code>
On MX80, MX240, MX480, and MX960 routers and PTX Series Packet Transport Switches, you can change the chassis synchronization source used for synchronized Ethernet (Sync-E) configuration. This feature is not supported on MX80T routers.	<code>request chassis synchronization mode</code>
(M320 routers and PTX Series Packet Transport Switches only) Change the external clock source used for chassis synchronization.	<code>request chassis synchronization switch</code>
Send a message to the router's craft interface.	<code>set chassis display message</code>
Display chassis alarm status.	<code>show chassis alarms</code>
(M7i and M10i routers only) Change and display CFEB status information.	<code>show chassis cfeb</code>
(TX Matrix Plus routers only) Display environmental information about the CIP.	<code>show chassis cip</code>
View information that is currently displayed on the craft interface.	<code>show chassis craft-interface</code>
Display environmental information about the router chassis, including the temperature and information about the fans, power supplies, and Routing Engine.	<code>show chassis environment</code>
(T Series, M120, M320, and MX Series routers; and PTX Series Packet Transport Switches only) Display CB environmental information.	<code>show chassis environment cb</code>
(PTX Series Packet Transport Switches) Display environmental information about the Centralized Clock Generator.	<code>show chassis environment ccg</code>
(TX Matrix Plus router only) Display environmental information about the Connector Interface Panel (CIP).	<code>show chassis environment cip</code>
(M20, M40, M40e, M120, M160, M320, and MX Series routers; T Series routers; and PTX Series Packet Transport Switches only) Display FPC environmental status information.	<code>show chassis environment fpc</code>
(M20, M40, M40e, M120, M160, M320, and MX Series routers; T Series routers; and PTX Series Packet Transport Switches only) Change and display FPM status information.	<code>show chassis environment fpm</code>
(M40e and M160 routers only) Display MCS environmental status information.	<code>show chassis environment mcs</code>

Table 44: Chassis Operational Mode Commands *(continued)*

Task	CLI Command
(PTX Series Packet Transport Switches) Display status information for monitored temperatures.	<code>show chassis environment monitored</code>
Display generic environmental information.	<code>show chassis environment</code>
(M40e and M160 routers only) Display PCG environmental status information.	<code>show chassis environment pcg</code>
(PTX Series Packet Transport Switches) Display environmental information about Power Distribution Units (PDUs).	<code>show chassis environment pdu</code>
(M40e, M120, M160, M320, and MX Series routers, and T Series routers only) Display Power Entry Module (PEM) environmental status information.	<code>show chassis environment pem</code>
Display Routing Engine environmental status information.	<code>show chassis environment routing-engine</code>
(T Series routers only) Display SCG environmental information.	<code>show chassis environment scg</code>
(M40e and M160 routers only) Display SFM environmental information.	<code>show chassis environment sfm</code>
(M320 routers, T Series routers, and PTX Series Packet Transport Switches only) Display SIB environmental information.	<code>show chassis environment sib</code>
(M10i, M40e, M120, M160, M320, and MX Series routers; T Series routers; and PTX Series Packet Transport Switches only) Display information about the ports on the CB Ethernet switch.	<code>show chassis ethernet-switch</code>
(MX Series routers only) Display information about the fan and fan trays.	<code>show chassis fan</code>
(M120 router only) Display the state of the electrical and optical switching fabric link between the FEBs and the fabric planes, as interpreted by the FEB.	<code>show chassis fabric feb</code>
(TX Matrix Plus routers only) Display chassis fabric errors for FPCs and SIBs.	<code>show chassis fabric errors</code>
(M320 and MX Series routers and T Series router only) Display the state of the electrical and optical switch fabric links between the FPCs and the SIBs.	<code>show chassis fabric fpcs</code>
(T640 and T1600 routers only) Display the state of fabric destination reachability, based on periodic reachability checks.	<code>show chassis fabric reachability</code>
(T640 and T1600 routers only) Display the list of destinations that have transitioned from a reachable state to an unreachable state.	<code>show chassis fabric unreachable-destinations</code>

Table 44: Chassis Operational Mode Commands *(continued)*

Task	CLI Command
(M120 and MX Series routers only) Display the state of the switching fabric map for connections from the FEBs to the ports on the fabric planes, as interpreted by the fabric plane.	show chassis fabric map
(M120, MX Series, T1600, and TX Matrix Plus routers only) Display the state of all fabric plane connections to the FEBs. On a TX Matrix Plus router and T1600 routers, display the state of the fabric management plane and the logical planes on the SFC and line-card chassis (LCC)	show chassis fabric plane
(M120, MX Series, T1600, and TX Matrix Plus router only) Display the CB location of each plane.	show chassis fabric plane-location
<p>(T Series routers only) Display the state of the electrical and optical switch fabric links:</p> <ul style="list-style-type: none"> Between the SIBs in the TX Matrix router and the SIBs in the T640 routers. Between the T640 SIBs and the FPCs in a T640 router. 	show chassis fabric sibs
(T Series routers only) Display the state of the switching fabric topology for the SIB connection between the TX Matrix router and the T640 routers.	show chassis fabric topology
(M5, M10, and M120 routers only). Display FEB status information.	show chassis feb
Display the version levels of the firmware running on the SCB, SFM, SSB, FEB, and FPCs.	show chassis firmware
(J Series Services Routers only) Display status of the forwarding process (fwdd).	show chassis forwarding
(M20, M40, M40e, M160, and M320 routers: MX Series routers: T Series routers; and PTX Series Packet Transport Switches only) Display FPC status information.	show chassis fpc
(M120 router only) Display the FPC and FEB mapping and their respective states.	show chassis fpc-feb-connectivity
Display hardware inventory.	show chassis hardware
Display the status of the most recent unified in-service software upgrade (ISSU).	show chassis in-service-upgrade
(TX Matrix and TX Matrix Plus router only) On a TX Matrix router, display the status of all T640 routers (or line-card chassis) connected to the TX Matrix router. On a TX Matrix Plus router, display the status of all T1600 routers (or line-card chassis) connected to the TX Matrix Plus router.	show chassis lccs
Display chassis location information.	show chassis location

Table 44: Chassis Operational Mode Commands *(continued)*

Task	CLI Command
Display MAC address information.	<code>show chassis mac-addresses</code>
Display the network services mode.	<code>show chassis network services</code>
Display PIC status information.	<code>show chassis pic</code>
(J Series routers only) Display PIM power ratings.	<code>show chassis power-ratings</code>
(MX Series 3D Universal Edgerouters and PTX Series Packet Transport Switches only) Display power limits and usage.	<code>show chassis power</code>
(MX Series 3D Universal Edgerouters and PTX Series Packet Transport Switches only) Show power-on sequence for the chassis DPCs.	<code>show chassis power sequence</code>
(Root System Domain [RSD] only) Display information about Protected System Domains (PSDs).	<code>show chassis psd</code>
(M120 routers only) Display status information about configured FEB redundancy groups.	<code>show chassis redundancy feb</code>
Display the information about one or more Routing Engines.	<code>show chassis routing-engine</code>
(M40 router only) Display System Control Board (SCB) status information.	<code>show chassis scb</code>
(M40e and M160 routers only) Change and display SFM status information.	<code>show chassis sfm</code>
(M320 routers and T Series routers only) Display SIB status information.	<code>show chassis sibs</code>
(T Series routers only) Display SPMB status information.	<code>show chassis spmb</code>
(T Series routers only) Display SPMB Switch Interface Board (SIB) status information.	<code>show chassis spmb sibs</code>
(M320 routers and PTX Series Packet Transport Switches only) Display information about the external clock source currently used for chassis synchronization.	<code>show chassis synchronization</code>
Display chassis temperature threshold settings, in degrees Celsius.	<code>show chassis temperature-thresholds</code>
Display status of the cooling system zones.	<code>show chassis zones</code> <code>show chassis zones (PTX Series Packet Transport Switches)</code>



.....

NOTE: For information about how to configure chassis parameters, such as conditions that activate the alarm LEDs on the router's craft interface, properties for specific PICs, and redundancy, see the [Junos OS System Basics Configuration Guide](#).

For information about related tasks performed by network operations center (NOC) personnel, see the *Junos Hardware Network Operations Guide*.

.....

clear chassis display message

Syntax	clear chassis display message
Syntax (TX Matrix Router)	clear chassis display message <fcc <i>number</i> scc>
Syntax (TX Matrix Plus Router)	clear chassis display message <fcc <i>number</i> sfc <i>number</i> >
Syntax (QFX Series)	clear chassis display message <node-device <i>name</i> interconnect-device <i>name</i> >
Release Information	Command introduced in Junos OS Release 7.5. Command introduced in Junos OS Release 9.0 for EX Series switches. sfc option for the TX Matrix Plus routers introduced in Junos OS Release 9.6. Command introduced in Junos OS Release 11.1 for the QFX Series.
Description	(M40e, M160, M320, T Series routers, EX Series, and QFX Series only) Clear or stop a text message on the craft interface display, which is on the front of the router or switch or on the LCD panel display on the router or switch. The craft interface alternates the display of text messages with standard craft interface messages, switching between messages every 2 seconds. By default, on both the router and the switch, the text message is displayed for 5 minutes. The craft interface display has four 20-character lines. The LCD panel display has two 16-character lines, and text messages appear only on the second line.
Options	none —Clear or stop a text message on the craft interface display. interconnect-device <i>name</i> —(QFabric switches only) (Optional) On a QFabric switch, clear or stop a text message on the LCD panel display on the specified Interconnect device. fcc <i>number</i> —(TX Matrix and TX Matrix Plus routers only) (Optional) On a TX Matrix router, clear or stop a text message on the craft interface on a specific T640 router that is connected to the TX Matrix router. On a TX Matrix Plus router, clear or stop a text message on the craft interface on a specific T1600 router that is connected to the TX Matrix Plus router. Replace <i>number</i> with a value from 0 through 3. node-device <i>name</i> —(QFabric switches only) (Optional) On a QFabric switch, clear or stop a text message on the LCD panel display on the specified node device in a Node group. scc —(TX Matrix routers only) (Optional) Clear or stop a text message on the craft interface on the TX Matrix router (or switch-card chassis). sfc <i>number</i> —(TX Matrix Plus routers only) (Optional) Clear or stop a text message on the craft interface on the TX Matrix Plus router (or switch-fabric chassis). Replace <i>number</i> with 0.

Required Privilege Level clear

Related Documentation

- [Configuring the LCD Panel on EX Series Switches \(CLI Procedure\)](#)
- [set chassis display message on page 214](#)
- [show chassis craft-interface on page 227](#)

List of Sample Output [clear chassis display message on page 173](#)

Output Fields See [show chassis craft-interface](#) for an explanation of output fields.

Sample Output

clear chassis display message The following example displays and then clears the text message on the craft interface display:

```
user@host> show chassis craft-interface
Red alarm:      LED off, relay off
Yellow alarm:   LED off, relay off
Host OK LED:    On
Host fail LED:  Off
FPCs           0  1  2  3  4  5  6  7
-----
Green  ..  *..  *  *.
Red    .....
LCD screen:
+-----+
|NOC contact Dusty |
|(888) 526-1234    |
+-----+

user@host> clear chassis display message

user@host> show chassis craft-interface
Red alarm:      LED off, relay off
Yellow alarm:   LED off, relay off
Host OK LED:    On
Host fail LED:  Off
FPCs           0  1  2  3  4  5  6  7
-----
Green  ..  *..  *  *.
Red    .....
LCD screen:
+-----+
|host              |
|Up: 0+17:05:47    |
|                  |
|Temperature OK    |
+-----+
```

request chassis cb

Syntax	request chassis cb (offline online) slot <i>slot-number</i>
Syntax (TX Matrix Router)	request chassis cb (offline online) <slot <i>slot-number</i> lcc <i>number</i> slot <i>cb-slot-number</i> scc <i>number</i> slot <i>cb-slot-number</i> >
Syntax (TX Matrix Plus Router)	request chassis cb (offline online) <slot <i>slot-number</i> lcc <i>number</i> slot <i>cb-slot-number</i> sfc <i>number</i> slot <i>cb-slot-number</i> >
Syntax (QFabric Switch)	request chassis cb (offline online)interconnect-device <i>name</i> slot <i>slot-number</i> <interconnect-device <i>name</i> slot <i>slot-number</i> >
Release Information	<p>Command introduced before Junos OS Release 7.4.</p> <p>Command introduced in Junos OS 9.4 for EX Series switches.</p> <p>sfc option introduced for the TX Matrix Plus router in Junos OS Release 9.6.</p> <p>Command introduced in Junos OS 11.3 for the QFX Series.</p>
Description	(M120, M320, and MX Series routers and T Series routers, the QFX Series, and EX8200 switches only) Control the operation of the Control Board (CB). For information about the meaning of “CBs” on the switches, see EX Series Switches Hardware and CLI Terminology Mapping.
Options	<p>offline—Take the Control Board offline.</p> <p>online—Bring the Control Board online.</p> <p>interconnect-device <i>name</i>—(QFabric switches only) (Optional) Bring the Interconnect device Control Board either offline or online:</p> <p>slot <i>slot-number</i>—Control Board slot number:</p> <ul style="list-style-type: none">• (TX Matrix and TX Matrix Plus routers only) On a TX Matrix router, if you specify the number of the T640 router by using the lcc <i>number</i> option (the recommended method), replace cb-slot-number with a value from 0 through 1. <p>Likewise, on a TX Matrix Plus router, if you specify the number of the T1600 router by using the lcc <i>number</i> option (the recommended method), replace cb-slot-number with a value from 0 through 1.</p> <ul style="list-style-type: none">• M320 router—Replace slot-number with a value from 0 through 1.• MX480/MX240 routers—Replace slot-number with a value from 0 through 1.• MX960 router—Replace slot-number with a value from 0 through 2.• EX8208 switch—Replace slot-number with a value from 0 through 2.• EX8216 switch—Replace slot-number with a value from 0 through 1.• QFabric Switch—Replace slot-number with a value from 0 through 1. <p>sfc <i>number</i>—(TX Matrix Plus routers only) (Optional) Change the CB status for the TX Matrix Plus router (or switch-fabric chassis). Replace number with 0.</p>

Required Privilege Level	maintenance
Related Documentation	<ul style="list-style-type: none">• show chassis environment cb on page 264• Switching Control Board Redundancy• Routing Engine and Switching Control Board Redundancy Configuration Statements
List of Sample Output	request chassis cb on page 175 request chassis cb interconnect-device (QFabric Switch) on page 175
Output Fields	When you enter this command, you are provided feedback on the status of your request.

Sample Output

request chassis cb	user@host> request chassis cb offline slot 1 Backup CB 1 cannot be set offline, backup RE is online
request chassis cb interconnect-device (QFabric Switch)	user@switch> request chassis cb interconnect-device interconnect1 offline slot 1 Backup CB 1 cannot be set offline, backup RE is online

request chassis ccg

Syntax	<code>request chassis ccg (offline online) slot <i>slot-number</i></code>
Release Information	Command introduced in Junos OS 12.1 for the PTX Series Packet Transport Switches.
Description	(PTX Series Packet Transport Switches) Control the operation of the Centralized Clock Generator (CCG).
Options	offline —Take the CCG offline. online —Bring the CCG online. slot <i>slot-number</i> —CCG slot number. Replace <i>slot-number</i> with a value from 0 through 1.
Required Privilege Level	maintenance
List of Sample Output	request chassis ccg on page 176
Output Fields	When you enter this command, you are provided feedback on the status of your request.

Sample Output

```
request chassis ccg  user@host> request chassis ccg offline slot 1
                      CCG 1 is  offline, Backup CCG 0 is now online.
```

request chassis cfeb

Syntax	request chassis cfeb (offline online restart)
Release Information	Command introduced before Junos OS Release 7.4.
Description	(M7i and M10i routers only) Control the operation of the Compact Forwarding Engine Board (CFEB).
Options	offline —Take the CFEB offline. online —Bring the CFEB online. restart —Restart the CFEB.
Required Privilege Level	maintenance
Related Documentation	<ul style="list-style-type: none">• show chassis cfeb on page 223• Configuring CFEB Redundancy on the M10i Router• CFEB Overview
List of Sample Output	request chassis cfeb on page 177
Output Fields	When you enter this command, you are provided feedback on the status of your request.

Sample Output

```
request chassis cfeb  user@host> request chassis cfeb offline
                        CFEB Offlined
```

request chassis clock master switch

Syntax	request chassis clock master switch
Release Information	Command introduced in Junos OS Release 12.1.
Description	(PTX Series Packet Transport Switches only) Control which Centralized Clock Generator (CCG) is the master.
Options	This command has no options.
Additional Information	<p>By default, the CCG in slot 0 (CCG0) is the master and the CCG in slot 1 (CCG1) is the backup. If you use this command to change the master, and then restart the chassis software for any reason, the master reverts to the default setting. To change the default master CCG, include the ccg statement at the [edit chassis redundancy] hierarchy level in the configuration. For more information, see the Junos OS System Basics Configuration Guide.</p> <p>The configurations on the two CCGs do not have to be the same, and they are not automatically synchronized. If you configure both CCGs as masters, when the chassis software restarts for any reason, the CCG in slot 0 becomes the master and the one in slot 1 becomes the backup.</p> <p>The switchover from the primary CCG to the backup CCG is immediate.</p>
Required Privilege Level	maintenance
Related Documentation	<ul style="list-style-type: none">• show chassis environment on page 236
List of Sample Output	request chassis clock master switch on page 178
Output Fields	When you enter this command, you are provided feedback on the status of your request.

Sample Output

request chassis clock master switch	user@host> request chassis clock master switch CCG master switch initiated, use "show chassis environment ccg" to verify
-------------------------------------	---

request chassis cip

Syntax	<code>request chassis cip (offline online) slot <i>slot-number</i></code>
Release Information	Command introduced for the TX Matrix Plus router in Junos OS Release 9.6.
Description	(TX Matrix Plus routers only) Control the operation of the Connector Interface Panel (CIP).
Options	<p>offline—Take the CIP offline.</p> <p>online—Bring the CIP online.</p> <p>slot <i>slot-number</i>—CIP slot number. Replace <i>slot-number</i> with a value ranging from 0 through 1.</p>
Required Privilege Level	maintenance
Related Documentation	<ul style="list-style-type: none"> • show chassis cip on page 225 • Installing a T1600 CIP • Installing a T640 CIP • Installing a TX-CIP • Installing an M320 CIP • Installing the M40e CIP • Installing the T1600 CIP • Installing the T320 CIP • CIP Overview
List of Sample Output	request chassis cip offline slot (TX Matrix Plus Router) on page 179 request chassis cip offline slot (TX Matrix Plus Router) on page 179
Output Fields	When you enter this command, you are provided feedback on the status of your request.

Sample Output

```

request chassis cip offline slot (TX Matrix Plus Router) user@host > request chassis cip offline slot 0
CIP 0 offline done

request chassis cip offline slot (TX Matrix Plus Router) user@host > request chassis cip online slot 0
CIP 0 online done

```

request chassis fabric plane

Syntax	<code>request chassis fabric plane <i>plane-number</i> (offline online)</code>
Release Information	Command introduced in Junos OS Release 8.0. Command introduced in Junos OS Release 9.4 for EX Series switches.
Description	(M120 and MX Series routers and EX8200 switches only) Control the operation of the specified fabric plane.
Options	<p>offline—Take the fabric plane offline. Use the <code>request chassis fabric plane <i>plane-number</i> offline</code> command to clear a FAULT state on a fabric plane. To bring the fabric plane back online, use the <code>request chassis fabric plane <i>plane-number</i> online</code> command.</p> <p>online—Bring the fabric plane online.</p> <p>plane <i>plane-number</i>—Fabric plane number.</p> <ul style="list-style-type: none"> For the M120 router, replace <i>plane-number</i> with a value from 0 through 3. For the MX480 and MX240 routers, replace <i>plane-number</i> with a value from 0 through 7. For the MX960 router, replace <i>plane-number</i> with a value from 0 through 5. For the EX8208 switch, replace <i>plane-number</i> with a value from 0 through 11. For the EX8216 switch, replace <i>plane-number</i> with a value from 0 through 7.
Required Privilege Level	maintenance
Related Documentation	<ul style="list-style-type: none"> show chassis fabric plane on page 412 show chassis fabric plane-location on page 435 Creating a Fabric Port Group Fabric Management Overview
List of Sample Output	request chassis fabric plane 0 online on page 180 request chassis fabric plane 0 offline on page 180 request chassis fabric plane 0 online (EX8200 switch) on page 181
Output Fields	When you enter this command, you are provided feedback on the status of your request.

Sample Output

```
request chassis fabric plane 0 online
user@host> request chassis fabric plane 0 online
Online initiated, use "show chassis fabric plane" to verify

request chassis fabric plane 0 offline
user@host> request chassis fabric plane 0 offline
```

Offline initiated, use “show chassis fabric plane” to verify

```
request chassis fabric plane 0 online
user@host> request chassis fabric plane 0 online
Plane 0 is already active
(EX8200 switch)
```

request chassis feb

Syntax	<code>request chassis feb (offline online restart) slot <i>slot-number</i></code>
Release Information	Command introduced in Junos OS Release 8.0.
Description	(M120 router only) Control the operation of the specified Forwarding Engine Board (FEB).
Options	<p>offline—Take the specified FEB offline.</p> <p>online—Bring the specified FEB online.</p> <p>restart—Restart the specified FEB.</p> <p>slot <i>slot-number</i>—FEB slot number. Replace <i>slot-number</i> with a value from 0 through 5.</p>
Required Privilege Level	maintenance
Related Documentation	<ul style="list-style-type: none">• show chassis feb on page 468• show chassis fabric feb on page 381• show chassis fpc-feb-connectivity on page 501• feb• Switching Control Board Redundancy
List of Sample Output	request chassis feb offline slot 0 on page 182 request chassis feb online slot 0 on page 182 request chassis feb restart slot 0 on page 182
Output Fields	When you enter this command, you are provided feedback on the status of your request.

Sample Output

<code>request chassis feb offline slot 0</code>	<code>user@host> request chassis feb offline slot 0</code> Offline initiated, use “show chassis feb” to verify
<code>request chassis feb online slot 0</code>	<code>user@host> request chassis feb online slot 0</code> Online initiated, use “show chassis feb” to verify
<code>request chassis feb restart slot 0</code>	<code>user@host> request chassis feb restart slot 0</code> Restart initiated, use “show chassis feb” to verify

request chassis fpc

Syntax	request chassis fpc (offline online restart) slot <i>slot-number</i>
Syntax (TX Matrix and TX Matrix Plus Router)	request chassis fpc (offline online restart) slot <i>slot-number</i> <lcc <i>number</i> >
Syntax (MX Series Router)	request chassis fpc (offline online restart) slot <i>slot-number</i> <all-members> <local> <member <i>member-id</i> >
Syntax (QFX Series)	request chassis fpc <interconnect-device <i>name</i> slot <i>slot-number</i> (offline online)> <(offline online) interconnect-device <i>name</i> slot <i>slot-number</i> > <slot <i>slot-number</i> interconnect-device <i>name</i> (offline online)>
Syntax (PTX Series Packet Transport Switches)	request chassis fpc (offline online restart) slot <i>slot-number</i>
Release Information	Command introduced before Junos OS Release 7.4. Command introduced in Junos OS Release 9.0 for EX Series switches. Command introduced in Junos OS 11.3 for the QFX Series. Command introduced in Junos OS 12.1 for the PTX Series Packet Transport Switches.
Description	(M20, M40, M40e, M120, M160, M320, MX Series, and T Series routers; EX Series switches and PTX Series Packet Transport Switches only) Control the operation of the Flexible PIC Concentrator (FPC). For information about the meaning of “FPCs” on the switches, see EX Series Switches Hardware and CLI Terminology Mapping.
Options	<p>offline—Take the FPC offline.</p> <p>online—Bring the FPC online.</p> <p>interconnect-device <i>name</i>—(QFX Series only) Bring the Flexible Port Concentrator (FPC) on the Interconnect device either offline or online:</p> <ul style="list-style-type: none"> (QFabric Switch) On a QFabric switch, specify the name of the Interconnect device containing the Flexible Port Concentrator (FPC) you want to bring either offline or online. <p>restart—Restart the FPC.</p> <p>slot <i>slot-number</i>—FPC slot number:</p> <ul style="list-style-type: none"> M20 router—0 through 3. M120 router—0 through 5. MX240 router—0 through 2. On the MX240 router, slot-number corresponds to the Dense Port Concentrator (DPC) slot number. If an MPC is installed, slot-number corresponds to the MPC slot number.

- MX480 router—0 through 5. On the MX480 router, slot-number corresponds to the Dense Port Concentrator (DPC) slot number. If an MPC is installed, slot-number corresponds to the MPC slot number.
- MX960 router—0 through 11. On the MX960 router, slot-number corresponds to the Dense Port Concentrator (DPC) slot number. If an MPC is installed, slot-number corresponds to the MPC slot number.
- TX Matrix and TX Matrix Plus routers only—On the TX Matrix router, if you specify the number of the T640 router by using the **lcc number** option (the recommended method), replace **slot-number** with a value from 0 through 7. Otherwise, replace **slot-number** with a value from 0 through 31.

Likewise, on a TX Matrix Plus router, if you specify the number of the T1600 router by using the **lcc number** option (the recommended method), replace **slot-number** with a value from 0 through 7. Otherwise, replace **slot-number** with a value from 0 through 31. For example, the following commands have the same result:

```
user@host> request chassis fpc lcc 1 slot 1 offline
user@host> request chassis fpc slot 9 offline
```

- Other routers—0 through 7.
- QFabric Switch —Replace **slot-number** with a value from 0 through 2.
- EX Series switches:
 - EX4200 switches in a Virtual Chassis configuration—Replace **slot-number** with a value from 0 through 9.
 - EX6210 switches—Replace **slot-number** with a value from 0 through 9.



NOTE: These commands are not supported for slots 4 and 5 when a Switch Fabric and Routing Engine (SRE) module is installed in those slots. These commands are supported for slots 4 and 5 only if a line card is installed in them.

- EX8208 switches—Replace **slot-number** with a value from 0 through 7.
- EX8216 switches—Replace **slot-number** with a value from 0 through 15.
- PTX5000 Packet Transport Switch—Replace **slot-number** with a value from 0 through 7.

all-members—(MX Series routers only) (Optional) Change FPC status of all members of the Virtual Chassis configuration.

local—(MX Series routers only) (Optional) Change FPC status of the local Virtual Chassis member.

member *member-id*—(MX Series routers only) (Optional) Change FPC status of the specified member of the Virtual Chassis configuration. Replace ***member-id*** with a value of 0 or 1.

lcc *number*—(TX Matrix and TX Matrix Plus routers only) (Optional) On a TX Matrix router, control the FPC in a specified T640 router that is connected to the TX Matrix router. On a TX Matrix Plus router, control the FPC in a specified T1600 router that is connected to the TX Matrix Plus router. Replace ***number*** with a value from 0 through 3.

Required Privilege Level maintenance

Related Documentation

- [show chassis fpc on page 480](#)
- [show chassis fpc-feb-connectivity on page 501](#)
- [show chassis fabric fpcs on page 385](#)
- Configuring the Junos OS to Make a Flexible PIC Concentrator Stay Offline
- Configuring the Junos OS to Resynchronize FPC Sequence Numbers with Active FPCs when an FPC Comes Online
- MX960 Flexible PIC Concentrator Description

List of Sample Output [request chassis fpc on page 185](#)

Output Fields When you enter this command, you are provided feedback on the status of your request.

Sample Output

```
request chassis fpc user@host> request chassis fpc online slot 0
FPC 0 already online
```

request chassis fpm resync

Syntax	request chassis fpm resync
Syntax (TX Matrix Router)	request chassis fpm resync (<i>lcc number</i> <i>scc</i>)
Syntax (TX Matrix Plus Router)	request chassis fpm resync (<i>lcc number</i> <i>sfc number</i>)
Syntax (MX Series Router)	request chassis fpm resync <all-members> <local> <member <i>member-id</i> >
Release Information	Command introduced before Junos OS Release 7.4. sfc option introduced for the TX Matrix Plus router in Junos OS Release 9.6.
Description	(M40e, M120, M160, M320, MX Series, and T Series routers only) Resynchronize the craft interface status.
Options	<p>all-members—(MX Series routers only) (Optional) Resynchronize the craft interface status on all members of the Virtual Chassis configuration.</p> <p>lcc <i>number</i>—(TX Matrix and TX Matrix Plus routers only) On a TX Matrix router, resynchronize the craft interface status on a specified T640 router that is connected to the TX Matrix router. On a TX Matrix Plus router, resynchronize the craft interface status on a specified T1600 router that is connected to the TX Matrix Plus router. Replace <i>number</i> with a value from 0 through 3.</p> <p>local—(MX Series routers only) (Optional) Resynchronize the craft interface status on the local Virtual Chassis member.</p> <p>member <i>member-id</i>—(MX Series routers only) (Optional) Resynchronize the craft interface status on the specified member of the Virtual Chassis configuration. Replace <i>member-id</i> with a value of 0 or 1.</p> <p>scc—(TX Matrix routers only) Resynchronize the craft interface status on the TX Matrix router (or switch-card chassis).</p> <p>sfc <i>number</i>—(TX Matrix Plus routers only) Resynchronize the craft interface status on the TX Matrix Plus router (or switch-fabric chassis). Replace <i>number</i> with 0.</p>
Required Privilege Level	maintenance
Related Documentation	<ul style="list-style-type: none"> • show chassis environment fpm on page 301 • Configuring the Junos OS to Resynchronize FPC Sequence Numbers with Active FPCs when an FPC Comes Online

List of Sample Output [request chassis fpm resync on page 187](#)

Output Fields When you enter this command, you are provided feedback on the status of your request.

Sample Output

```
request chassis fpm user@host> request chassis fpm resync
resync             Front Panel resynced
```

request chassis lcc

Syntax (TX Matrix and TX Matrix Plus Router) `request chassis lcc (offline | online) slot slot-number`

Release Information Command introduced before Junos OS Release 7.4.

Description (TX Matrix and TX Matrix Plus routers only) On a TX Matrix router, control the operation of a T640 router (or line-card chassis) that is connected to the TX matrix router. On a TX Matrix Plus router, control the operation of a T1600 router (or line-card chassis) that is connected to the TX Matrix Plus router.

Options **offline**—On a routing matrix based on the TX Matrix router (or switch-card chassis), take the T640 router (or line-card chassis) offline. On a routing matrix based on a TX Matrix Plus router (or switch-fabric chassis), take the T1600 router (or line-card chassis) offline.

online—On a routing matrix based on the TX Matrix router (or switch-card chassis), bring the T640 router (or line-card chassis) online. On a routing matrix based on a TX Matrix Plus router (or switch-fabric chassis), bring the T1600 router (or line-card chassis) online.

slot *slot-number*—On a TX Matrix router (or switch-card chassis), the slot number of a T640 router (or line-card chassis) that is connected to the TX Matrix router. On a TX Matrix Plus router (or switch-fabric chassis), the slot number of a T1600 router (or line-card chassis) that is connected to the TX Matrix Plus (or switch-fabric chassis) router. Replace *slot-number* with a value from 0 through 3.

Required Privilege Level maintenance

Related Documentation

- [show chassis lccs on page 567](#)
- Configuring Line-Card Upgrade Groups for Nonstop Software Upgrade (CLI Procedure)
- fpc

List of Sample Output [request chassis lcc on page 188](#)

Output Fields When you enter this command, you are provided feedback on the status of your request.

Sample Output

request chassis lcc `user@host> request chassis lcc offline slot 0`

request chassis mcs

Syntax	<code>request chassis mcs (offline online restart) slot <i>slot-number</i></code>
Release Information	Command introduced before Junos OS Release 7.4.
Description	(M40e and M160 routers only) Control the operation of the Miscellaneous Control Subsystem (MCS).
Options	<p>offline—Take the MCS offline.</p> <p>online—Bring the MCS online.</p> <p>restart—Restart the MCS.</p> <p>slot <i>slot-number</i>—MCS slot number. Replace <i>slot-number</i> with 0 or 1.</p>
Required Privilege Level	maintenance
Related Documentation	<ul style="list-style-type: none"> • show chassis environment mcs on page 306
List of Sample Output	request chassis mcs on page 189
Output Fields	When you enter this command, you are provided feedback on the status of your request.

Sample Output

```
request chassis mcs user@host> request chassis mcs online slot 0
MCS 0 appears to be online already
```




request chassis pcg

Syntax	<code>request chassis pcg (offline online) slot <i>slot-number</i></code>
Release Information	Command introduced before Junos OS Release 7.4.
Description	(M40e and M160 routers) Control the operation of the Packet Forwarding Engine (PFE) clock generator (PCG).
Options	offline —Take the PCG offline. online —Bring the PCG online. slot <i>slot-number</i> —PCG slot number. Replace <i>slot-number</i> with 0 or 1.
Required Privilege Level	maintenance
Related Documentation	<ul style="list-style-type: none">• show chassis environment pcg on page 309
List of Sample Output	request chassis pcg on page 190
Output Fields	When you enter this command, you are provided feedback on the status of your request.

Sample Output

```
request chassis pcg  user@host> request chassis pcg online slot 0
PCG 1 appears to be already online
```

request chassis pic

Syntax	<code>request chassis pic (offline online) fpc-slot <i>slot-number</i> pic-slot <i>slot-number</i></code>
Syntax (TX Matrix and TX Matrix Plus Router)	<code>request chassis pic (offline online) fpc-slot <i>slot-number</i> pic-slot <i>slot-number</i> <lcc <i>number</i>></code>
Release Information	Command introduced before Junos OS Release 7.4. Command introduced in Junos OS Release 9.0 for EX Series switches.
Description	Control the operation of the PIC.
	<p> NOTE: The <code>request chassis pic (offline online) fpc-slot <i>slot number</i> pic-slot <i>slot-number</i></code> command is not supported for built-in PICs on MX Series routers.</p> <p>To view a list of built-in PICs on the router or switch chassis, use the <code>show chassis hardware</code> command.</p>
	<p> NOTE: T1600 routers and TX Matrix Plus routers with 100-Gigabit Ethernet PICs require two adjacent PIC slots, 0 and 1, for each PIC. Therefore, only <code>online</code> and <code>offline</code> command options to PIC slot 0 are allowed. Use of the <code>online</code> and <code>offline</code> command options for PIC slot 1 with the described router and PIC combination is not allowed.</p>
	<p> NOTE: In T Series routers, when the PIC state is set from <code>offline</code> to <code>online</code> or vice-versa before the processing is complete for the previous command, you are provided feedback on the status of your request. The following sample messages are displayed if you try to set a PIC <code>offline</code> or <code>online</code>:</p> <pre>user@switch> request chassis pic fpc-slot 1 pic-slot 0 online fpc 1 pic 0 online initiated, use "show chassis fpc pic-status" to verify</pre> <pre>user@switch> request chassis pic fpc-slot 1 pic-slot 0 online FPC 1 PIC 0 already transitioning to online</pre> <p>When the same PIC is set to a different state while the transition is in progress, you are provided feedback on the status of your request.</p> <pre>user@switch> request chassis pic fpc-slot 1 pic-slot 0 offline FPC 1, PIC 0 already transitioning to online. Please retry later.</pre>
Options	<p>offline—Take the PIC offline.</p> <p>online—Bring the PIC online.</p>

fpc-slot *slot-number*—Flexible PIC Concentrator (FPC) slot number. Replace *slot-number* with a value appropriate for your router or switch:

- EX Series switches:
 - EX3200 switches and EX4200 standalone switches—0.
 - EX4200 switches in a Virtual Chassis configuration—0 through 9 (switch's member ID).
 - EX8208 switches—0 through 7 (line card).
 - EX8216 switches—0 through 15 (line card).
- M5, M7i, M10, and M10i routers—0 or 1.
- M20 routers—0 through 3.
- M120 routers—0 through 5.
- MX960 routers—0 through 11.
- M40, M40e, M160, M320, T320, T640, and T1600 routers—0 through 7.
- TX Matrix and TX Matrix Plus routers only—On a TX Matrix router, if you specify the number of the T640 router by using the **lcc number** option (the recommended method), replace *slot-number* with a value from 0 through 7. Otherwise, replace *slot-number* with a value from 0 through 31.

Likewise, on a TX Matrix Plus router, if you specify the *number* of the T1600 router by using the lcc number option (the recommended method), replace *slot-number* with a value from 0 through 7. Otherwise, replace *slot-number* with a value from 0 through 31. For example, the following commands have the same result:

```
user@host> request chassis pic fpc-slot 1 lcc 1 pic-slot 0 offline
user@host> request chassis pic fpc-slot 9 pic-slot 0 offline
```

pic-slot *slot-number*—PIC slot number. For the M Series router, the T640 router, the T1600 router, and the TX Matrix and TX Matrix Plus routers, it can be 0, 1, 2, or 3. On the MX960 router, *slot-number* corresponds to the slot number of the Packet Forwarding Engine. For the T320 router, it can be 0 or 1. For EX3200 and EX4200 switches, it is 0 for built-in network interfaces and 1 for interfaces on uplink modules. For EX8208 and EX8216 switches, it is 0.

lcc *number*—(TX Matrix and TX Matrix Plus routers only) (Optional) On a TX Matrix router, control the PIC in a specified T640 router that is connected to the TX Matrix router. On a TX Matrix Plus router, control the PIC in a specified T1600 router that is connected to the TX Matrix Plus router. Replace *number* with a value from 0 through 3.

Required Privilege Level maintenance

Related Documentation

- [show chassis hardware on page 503](#)
- [show chassis pic on page 577](#)

- Configuring the PIC Type
- 100-Gigabit Ethernet PIC Overview

List of Sample Output [request chassis pic on page 193](#)

Output Fields When you enter this command, you are provided feedback on the status of your request.

Sample Output

```
request chassis pic user@host> request chassis pic pic-slot 0 online fpc-slot 0
FPC 0, PIC 0 is already online
```

request chassis mic

Syntax	<code>request chassis mic (offline online) fpc-slot <i>slot-number</i> mic-slot <i>slot-number</i></code>
Release Information	Command introduced in Junos OS Release 10.1.
Description	(MX Series routers only) Control the operation of the Modular Interface Cards (MICs) installed on a Modular Port Concentrator (MPC).
Options	<p>offline—Take the MIC offline.</p> <p>online—Bring the MIC online.</p> <p>fpc-slot <i>slot-number</i>—FPC slot number where the MIC is installed:</p> <ul style="list-style-type: none">• MX80 router—Replace fpc-slot with the value 1. This command is not supported on FPC slot 0.• MX240 router—Replace fpc-slot with a value from 0 through 2.• MX480 router—Replace fpc-slot with a value from 0 through 5.• MX-960 router—Replace fpc-slot with a value from 0 through 11. <p>mic-slot <i>slot-number</i>—MIC slot number. Replace slot-number with 0 or 1.</p>
Required Privilege Level	maintenance
Related Documentation	<ul style="list-style-type: none">• show chassis hardware on page 503
List of Sample Output	request chassis mic online on page 194
Output Fields	When you enter this command, you are provided feedback on the status of your request.

Sample Output

<code>request chassis mic online</code>	<code>user@host> request chassis mic online fpc-slot 1 mic-slot 1</code>
---	---

request chassis redundancy feb slot

Syntax	<code>request chassis redundancy feb slot <i>slot-number</i> (switch-to-backup revert-from-backup)</code>
Release Information	Command introduced in Junos OS Release 8.2.
Description	(M120 routers only) Control the operation of the specified Forwarding Engine Board (FEB) in a redundancy group.
Options	<p><i>slot-number</i>—FEB slot number. Replace <i>slot-number</i> with a value from 0 through 5.</p> <p>switch-to-backup—Initiate a switchover from the specified active FEB to the backup FEB for the redundancy group.</p> <p>revert-from-backup—Initiate a revert to the specified FEB following a switchover to the backup FEB for a redundancy group.</p>
Required Privilege Level	maintenance
Related Documentation	<ul style="list-style-type: none"> • show chassis redundancy feb on page 599 • Configuring FEB Redundancy on the M120 Router • Switching Control Board Redundancy
List of Sample Output	request chassis redundancy feb slot 2 switch-to-backup on page 195 request chassis redundancy feb slot 3 revert-to-backup on page 195
Output Fields	When you enter this command, you are provided feedback on the status of your request.

Sample Output

```

request chassis redundancy feb slot 2 switch-to-backup
user@host> request chassis redundancy feb slot 2 switch-to-backup
Switch initiated, use "show chassis redundancy febs" to verify

request chassis redundancy feb slot 3 revert-to-backup
user@host> request chassis redundancy feb slot 3 revert-to-backup
Revert initiated, use "show chassis redundancy febs" to verify

```

request chassis routing-engine master

Syntax	request chassis routing-engine master (acquire release switch) <force> <no-confirm>
Syntax (TX Matrix Router)	request chassis routing-engine master (acquire release switch) (lcc <i>number</i> scc all-chassis) <force> <no-confirm>
Syntax (TX Matrix Plus Router)	request chassis routing-engine master (acquire release switch) (lcc <i>number</i> sfc all-chassis all-lcc) <force> <no-confirm>
Syntax (MX Series Router)	request chassis routing-engine master (acquire release switch) <all-members> <force> <local> <member <i>member-id</i> > <no-confirm>
Syntax (QFX Series)	request chassis routing-engine master (acquire release switch) <check> <interconnect-device <i>name</i> > <node-group <i>name</i> > <no-confirm>
Release Information	Command introduced before Junos OS Release 7.4. all-chassis option added in Junos OS Release 8.0. Command introduced in Junos OS Release 9.0 for EX Series switches. sfc option introduced for the TX Matrix Plus router in Junos OS Release 9.6. Command introduced in Junos OS Release 11.3 for the QFX Series.
Description	For routers or switches with multiple Routing Engines, control which Routing Engine is the master.



CAUTION: (Routing matrix based on the TX Matrix or TX Matrix Plus routers only) Within the routing matrix, we recommend that all Routing Engines run the same Junos OS Release. If you run different releases on the Routing Engines and a change in mastership occurs on any backup Routing Engine in the routing matrix, one or all T640 routers (in a routing matrix based on the TX Matrix router) or T1600 routers (in a routing matrix based on a TX Matrix Plus router) might become logically disconnected from the TX Matrix router and cause data loss. For more information, see the [TX Matrix Router Hardware Guide](#) or the [Junos OS High Availability Configuration Guide](#).



NOTE: Successive graceful Routing Engine switchover events must be a minimum of 240 seconds (4 minutes) apart after both Routing Engines have come up.

If the router or switch displays a warning message similar to “Standby Routing Engine is not ready for graceful switchover. Packet Forwarding Engines that are not ready for graceful switchover might be reset,” do not attempt switchover. If you choose to proceed with switchover, only the Packet Forwarding Engines that were not ready for graceful switchover are reset. None of the Flexible PIC concentrators (FPCs) should spontaneously restart. We recommend that you wait until the warning no longer appears and then proceed with the switchover.

Options **acquire**—Attempt to become the master Routing Engine.

release—Request that the other Routing Engine become the master.

switch—Toggle mastership between Routing Engines.

The **acquire**, **release**, and **switch** options have the following suboptions:

all-chassis—(TX Matrix and TX Matrix Plus routers only) On a routing matrix composed of a TX Matrix router and the attached T640 routers, switch mastership on all the Routing Engines in the routing matrix. Likewise, on a routing matrix composed of a TX Matrix Plus router and the attached T1600 routers, switch mastership on all the Routing Engines in the routing matrix.

all-lcc—(TX Matrix Plus routers only) Request to acquire mastership for all line-card chassis (LCC).

all-members—(MX Series routers only) (Optional) Control Routing Engine mastership on the Routing Engines in all member routers of the Virtual Chassis configuration.

interconnect-device *name*—(QFabric switches only) (Optional) Control Routing Engine mastership on the Routing Engines on an Interconnect device.

lcc *number*—(TX Matrix and TX Matrix Plus routers only) On a TX Matrix router, the T640 router (or LCC) that is connected to the TX Matrix router (or switch-card chassis). On a TX Matrix Plus router, the T1600 router (or LCC) that is connected to the TX Matrix Plus router (or switch-fabric chassis). Replace ***number*** with a value from 0 through 3.

local—(MX Series routers only) (Optional) Control Routing Engine mastership on the Routing Engines in the local Virtual Chassis member.

member *member-id*—(MX Series routers only) (Optional) Control Routing Engine mastership on the Routing Engines of the specified member in the Virtual Chassis Configuration. Replace ***member-id*** with a value of 0 or 1.

no-confirm—(Optional) Do not request confirmation for the switch.

node-group *name*—(QFabric switches only) (Optional) Control Routing Engine mastership on the Routing Engines on a Node group.

scc—(TX Matrix routers only) TX Matrix (or switch-card chassis).

sfc—(TX Matrix Plus routers only) TX Matrix Plus router (or switch-fabric chassis).

force—(Optional) Available only with the **acquire** option. Force the change to a new master Routing Engine.

Additional Information

Because both Routing Engines are always running, the transition from one to the other as the master Routing Engine is immediate. However, the changeover interrupts communication to the System and Switch Board (SSB). The SSB takes several seconds to reinitialize the Flexible PIC Concentrators (FPCs) and restart the PICs. Interior gateway protocol (IGP) and BGP convergence times depend on the specific network environment.

By default, the Routing Engine in slot 0 (RE0) is the master and the Routing Engine in slot 1 (RE1) is the backup. To change the default master Routing Engine, include the **routing-engine** statement at the **[edit chassis redundancy]** hierarchy level in the configuration. For more information, see the [Junos OS System Basics Configuration Guide](#).

To have the backup Routing Engine become the master Routing Engine, use the **request chassis routing-engine master switch** command. If you use this command to change the master and then restart the chassis software for any reason, the master reverts to the default setting.



NOTE: Although the configurations on the two Routing Engines do not have to be the same and are not automatically synchronized, we recommend making both configurations the same.

Required Privilege Level maintenance

Related Documentation

- [show chassis routing-engine on page 602](#)
- Configuring Routing Engine Redundancy
- Switching the Global Master and Backup Roles in a Virtual Chassis Configuration

List of Sample Output [request chassis routing-engine master acquire on page 199](#)
[request chassis routing-engine master switch on page 199](#)

Output Fields When you enter this command, you are provided feedback on the status of your request.

Sample Output

```
request chassis routing-engine master acquire
user@host> request chassis routing-engine master acquire

warning: Traffic will be interrupted while the PFE is re-initialized
warning: The other routing engine's file system could be corrupted

Reset other routing engine and become master ? [yes,no] (no)
```

```
request chassis routing-engine master switch
user@host> request chassis routing-engine master switch

warning: Traffic will be interrupted while the PFE is re-initialized
Toggle mastership between Routing Engines ? [yes,no] (no) yes

Resolving mastership...
Complete. The other Routing Engine becomes the master.
```

Switch mastership back to the local Routing Engine:

```
user@host> request chassis routing-engine master switch

warning: Traffic will be interrupted while the PFE is re-initialized
Toggle mastership between routing engines ? [yes,no] (no) yes

Resolving mastership...
Complete. The local routing engine becomes the master.
```

request chassis scg

Syntax	request chassis scg (offline online) slot <i>slot-number</i>
Syntax (TX Matrix and TX Matrix Plus Routers)	request chassis scg lcc <i>number</i> (offline online) slot <i>slot-number</i>
Release Information	Command introduced before Junos OS Release 7.4.
Description	(T Series routers only) Control the operation of the specified SONET Clock Generator (SCG).
Options	<p>lcc <i>number</i>—(TX Matrix and TX Matrix Plus routers only) On a TX Matrix Plus router, change the SCG status on a specified T640 router (or line-card chassis [LCC]) that is connected to the TX Matrix router. On a TX Matrix Plus router, change the SCG status on a specified T1600 router (or LCC) that is connected to a TX Matrix Plus router. Replace <i>number</i> with a value from 0 through 3.</p> <p>offline—Take the SCG offline. When you change the SCG status to offline, the unit is not powered down.</p> <p>online—Bring the SCG online.</p> <p>slot <i>slot-number</i>—SCG slot number. Replace <i>slot-number</i> with 0 or 1.</p>
Required Privilege Level	maintenance
Related Documentation	<ul style="list-style-type: none">• show chassis environment scg on page 325• Configuring the Clock Source• T320 SONET Clock Generator (SCG) Description
List of Sample Output	request chassis scg on page 200
Output Fields	When you enter this command, you are provided feedback on the status of your request.

Sample Output

request chassis scg	user@host> request chassis scg online slot 0 Online initiated, use "show chassis environment scg" to verify
---------------------	--

request chassis sfm

Syntax	<code>request chassis sfm (offline online restart) slot <i>slot-number</i></code>
Release Information	Command introduced before Junos OS Release 7.4.
Description	(M40e and M160 routers only) Control the operation of the specified Switching and Forwarding Module (SFM).
Options	<p>offline—Take the SFM offline.</p> <p>online—Bring the SFM online.</p> <p>restart—Restart the SFM.</p> <p>slot <i>slot-number</i>—SFM slot number. Replace <i>slot-number</i> with a value from 0 through 3.</p>
Required Privilege Level	maintenance
Related Documentation	<ul style="list-style-type: none"> • show chassis sfm on page 618 • Configuring SFM Redundancy on M40e and M160 Routers • M40e Switching and Forwarding Module (SFM) Description
List of Sample Output	request chassis sfm (M40e) on page 201 request chassis sfm (M160) on page 201
Output Fields	When you enter this command, you are provided feedback on the status of your request.

Sample Output

```
request chassis sfm (M40e) user@host> request chassis sfm slot 1 restart
M40e router:
error: SFM 0 is transitioning to online state.
```

```
request chassis sfm (M160) user@host> request chassis sfm slot 1 restart
M160 router:
Restart initiated, use "show chassis sfm" to verify
```

request chassis sfm master switch

Syntax	request chassis sfm master switch <no-confirm>
Release Information	Command introduced before Junos OS Release 7.4.
Description	(M40e and M160 routers only) Control which Switching and Forwarding Module (SFM) is master.
Options	no-confirm —(Optional) Do not display a switch warning or query.
Additional Information	<p>By default, the SFM in slot 0 (SFM0) is the master and the SFM in slot 1 (SFM1) is the backup. If you use this command to change the master, and then restart the chassis software for any reason, the master reverts to the default setting. To change the default master SFM, include the sfm statement at the [edit chassis redundancy] hierarchy level in the configuration. For more information, see the Junos OS System Basics Configuration Guide.</p> <p>All installed SFMs are always working together to forward packets. If an SFM fails, the other SFMs take over and traffic continues to flow uninterrupted.</p>
Required Privilege Level	maintenance
Related Documentation	<ul style="list-style-type: none">• show chassis sfm on page 618• Switching the Global Master and Backup Roles in a Virtual Chassis Configuration
List of Sample Output	request chassis sfm master switch on page 202 request chassis sfm master switch no-confirm on page 202
Output Fields	When you enter this command, you are provided feedback on the status of your request.

Sample Output

request chassis sfm master switch	<pre>user@host> request chassis sfm master switch warning: Traffic will be interrupted while the PFE is re-initialized Toggle mastership between system forwarding module? [yes,no] (no) yes Switch initiated, use "show chassis sfm" to verify</pre>
request chassis sfm master switch no-confirm	<pre>user@host> request chassis sfm master switch no-confirm Switch initiated, use "show chassis sfm" to verify</pre>

request chassis sib

Syntax	request chassis sib (offline online) slot <i>slot-number</i>
Syntax (TX Matrix Router)	request chassis sib (lcc <i>number</i> scc) (offline online) slot <i>slot-number</i> (start-receiver <i>number</i> stop-receiver <i>number</i>)
Syntax (TX Matrix Plus Router)	request chassis sib (all-lcc f13 <i>slot-number</i> f2s <i>sib-slot/sib-f2s-slot-number</i> lcc <i>number</i> (offline online) slot <i>slot-number</i>)
Release Information	Command introduced before Junos OS Release 7.4. f13 and f2s options for the TX Matrix Plus router introduced in Junos OS Release 9.6.
Description	(M320 routers and T Series routers only) Control the operation of the specified Switch Interface Board (SIB).
Options	<p>all-lcc—(TX Matrix Plus routers only) Control the operation of the SIB on all T1600 routers connected to the TX Matrix Plus router.</p> <p>f13 <i>slot-number</i>—Control the operation of F13 SIBs. Replace <i>slot-number</i> with a value 0, 1, 3, 4, 6, 7, 8, 9, 11, or 12.</p> <p>f2s <i>sib-slot/sib-f2s-slot-number</i>—(TX Matrix Plus routers only) (Optional) Control the operation of the SIB F2s. Replace <i>sib-slot</i> with a value from 0 through 4, followed by a <i>sib-f2s-slot-number</i> value 0, 2, 4 or 6.</p> <p>lcc <i>number</i>—(TX Matrix and TX Matrix Plus routers only) On a TX Matrix router, the T640 router (or line-card chassis) that is connected to the TX Matrix router. On a TX Matrix Plus router, the T1600 router (or line-card chassis) and TX Matrix Plus that is connected to the TX Matrix Plus router. Replace <i>number</i> with a value from 0 through 3.</p> <p>scc—(TX Matrix router only) TX Matrix router (or switch-card chassis) on a routing matrix.</p> <p>offline—Take the SIB offline.</p> <p>online—Bring the SIB online.</p> <p>slot <i>slot-number</i>—SIB slot number. For the T320 router, replace <i>slot-number</i> with a value from 0 through 2. For the T640 router, TX Matrix router, and T1600 router in a routing matrix, replace <i>slot-number</i> with a value from 0 through 4.</p> <p>start-receiver <i>number</i>—(TX Matrix routers only) Start the SIB optical receiver. Replace <i>number</i> with a value from 0 through 3.</p> <p>stop-receiver <i>number</i>—(TX Matrix routers only) Stop the SIB optical receiver. Replace <i>number</i> with a value from 0 through 3.</p>
Required Privilege Level	maintenance

- Related Documentation**
- [show chassis sibs on page 621](#)
 - [show chassis environment sib on page 334](#)
 - Configuring the Junos OS to Upgrade and Downgrade Switch Interface Boards on a TX Matrix Router
 - M320 SIB Description

List of Sample Output [request chassis sib on page 204](#)
[request chassis sib on page 204](#)

Output Fields When you enter this command, you are provided feedback on the status of your request.

Sample Output

request chassis sib user@host> request chassis sib slot 0 online
 Online initiated, use "show chassis sibs" to verify

request chassis sib user@host> request chassis sib f13 slot 0 offline
 Offline initiated, use "show chassis sibs" to verify

request chassis sib f13 train-link-receive slot

Syntax	request chassis sib f13 train-link-receive slot <i>SFC-SIB-F13-slot-num</i>
Syntax (TX Matrix Plus Routing)	request chassis sib f13 train-link-receive slot <i>SFC-SIB-F13-slot-num</i>
Release Information	Command introduced in Junos OS Release 10.1.
Description	(TX Matrix Plus routing platform only) Control the receiving link of the specified Switch Interface Board (SIB) of the SFC.
Options	slot <i>SFC-SIB-F13-slot-num</i> — SFC SIB slot number. Replace it with 0, 3, 6, 8 or 11.
Required Privilege Level	maintenance
Related Documentation	<ul style="list-style-type: none"> • request chassis sib f13 train-link-transmit slot on page 206 • Configuring the Junos OS to Upgrade the T1600 Router Chassis to LCC0 of a TX Matrix Plus Routing Platform
List of Sample Output	request chassis sib f13 train-link-receive slot on page 205
Output Fields	When you enter this command, the SFC is ready to receive traffic from the T1600 router (LCC).

Sample Output

```
request chassis sib f13 train-link-receive slot
user@host> request chassis sib f13 train-link-receive slot 0
```

request chassis sib f13 train-link-transmit slot

Syntax	<code>request chassis sib f13 train-link-transmit slot <i>SFC-SIB-F13-slot-num</i></code>
Release Information	Command introduced in Junos OS Release 10.1.
Description	(TX Matrix Plus routing platform only) Control the transmission link of the specified Switch Interface Board (SIB) of the SFC.
Options	slot <i>SFC-SIB-F13-slot-num</i> —SFC SIB slot number. Replace it with 0, 3, 6, 8 or 11.
Required Privilege Level	maintenance
Related Documentation	<ul style="list-style-type: none">• request chassis sib f13 train-link-receive slot on page 205• Configuring the Junos OS to Upgrade the T1600 Router Chassis to LCC0 of a TX Matrix Plus Routing Platform
List of Sample Output	request chassis sib f13 train-link-transmit slot on page 206
Output Fields	When you enter this command, the SFC is ready to transmit traffic to the T1600 router (LCC).

Sample Output

```
request chassis sib f13 train-link-transmit slot
user@host> request chassis sib f13 train-link-transmit slot 0
```

request chassis sib train-link-receive slot

Syntax	<code>request chassis sib train-link-receive slot <i>LCC-SIB-ST-SIB-L-slot-num</i></code>
Release Information	Command introduced in Junos OS Release 10.1.
Description	(T1600 Router [LCC] and TX Matrix Plus routing platform only) Control the receiving link of the specified Switch Interface Board (SIB) of the LCC.
Options	<code>slot <i>LCC-SIB-ST-SIB-L-slot-num</i></code> — LCC SIB slot number. Replace it with a value from 0 through 4.
Required Privilege Level	maintenance
Related Documentation	<ul style="list-style-type: none"> • request chassis sib train-link-transmit slot on page 208 • Configuring the Junos OS to Upgrade the T1600 Router Chassis to LCC0 of a TX Matrix Plus Routing Platform
List of Sample Output	request chassis sib train-link-receive slot on page 207
Output Fields	When you enter this command, the LCC is ready to receive traffic from the SFC.

Sample Output

```
request chassis sib user@host> request chassis sib train-link-receive slot 0
train-link-receive slot
```

request chassis sib train-link-transmit slot

Syntax	<code>request chassis sib train-link-transmit slot <i>LCC-SIB-ST-SIB-L-slot-num</i></code>
Syntax (TX Matrix Plus Routing Platform)	<code>request chassis sib train-link-receive slot <i>LCC-SIB-ST-SIB-L-slot-num</i></code>
Release Information	Command introduced in Junos OS Release 10.1.
Description	(T1600 Router (LCC) and TX Matrix Plus routing platform only) Control the transmission link of the specified Switch Interface Board (SIB) of the LCC.
Options	slot <i>LCC-SIB-ST-SIB-L-slot-num</i> — LCC SIB slot number. Replace it with a value from 0 through 4.
Required Privilege Level	maintenance
Related Documentation	<ul style="list-style-type: none">• request chassis sib train-link-receive slot on page 207• Configuring the Junos OS to Upgrade the T1600 Router Chassis to LCC0 of a TX Matrix Plus Routing Platform
List of Sample Output	request chassis sib train-link-transmit slot on page 208
Output Fields	When you enter this command, the LCC is ready to transmit traffic to the SFC.

Sample Output

```
request chassis sib      user@host> request chassis sib train-link-transmit slot 0
train-link-transmit slot
```

request chassis spmb restart

Syntax	<code>request chassis spmb restart slot <i>slot-number</i></code>
Syntax (TX Matrix Router)	<code>request chassis spmb restart (<i>lcc number</i> <i>scc</i>) slot <i>slot-number</i></code>
Syntax (TX Matrix Plus Router)	<code>request chassis spmb restart (<i>lcc number</i> <i>sfc number</i>) slot <i>slot-number</i></code>
Release Information	Command introduced before Junos OS Release 7.4. sfc option for the TX Matrix Plus router introduced in Junos OS Release 9.6.
Description	Restart the specified Switch Processor Mezzanine Board (SPMB) on the Control Board (CB).
Options	<p><i>lcc number</i>—(TX Matrix and TX Matrix Plus routers only) On a TX Matrix router, the T640 router (or line-card chassis) that is connected to the TX Matrix router. On a TX Matrix Plus router, the T1600 router (or line-card chassis) that is connected to the TX Matrix Plus router. Replace <i>number</i> with a value from 0 through 3.</p> <p><i>scc</i>—(TX Matrix routers only) TX Matrix router (or switch-card chassis) in the routing matrix.</p> <p><i>sfc</i>—(TX Matrix Plus routers only) TX Matrix Plus router (or switch-fabric chassis) in the routing matrix.</p> <p><i>slot slot-number</i>—CB slot number. Replace <i>slot-number</i> with 0 or 1.</p>
Required Privilege Level	maintenance
Related Documentation	<ul style="list-style-type: none"> • show chassis spmb on page 628 • show chassis spmb sibs on page 636
List of Sample Output	request chassis spmb restart on page 209
Output Fields	When you enter this command, you are provided feedback on the status of your request.

Sample Output

```
request chassis spmb restart user@host> request chassis spmb restart slot 0
```

request chassis ssb master switch

Syntax	request chassis ssb master switch <no-confirm>
Release Information	Command introduced before Junos OS Release 7.4.
Description	(M20 router only) Control which System and Switch Board (SSB) is master.
Options	no-confirm —(Optional) Do not request confirmation for the switch.
Additional Information	<p>By default, the SSB in slot 0 (SSB0) is the master and the SSB in slot 1 (SSB1) is the backup. If you use this command to change the master, and then restart the chassis software for any reason, the master reverts to the default setting. To change the default master SSB, include the ssb statement at the [edit chassis redundancy] hierarchy level in the configuration. For more information, see the Junos OS System Basics Configuration Guide.</p> <p>The configurations on the two SSBs do not have to be the same, and they are not automatically synchronized. If you configure both SSBs as masters, when the chassis software restarts for any reason, the SSB in slot 0 becomes the master and the one in slot 1 becomes the backup.</p> <p>The switchover from the primary SSB to the backup SSB is immediate. The SSB takes several seconds to reinitialize the Flexible PIC Concentrators (FPCs) and restart the PICs. The interior gateway protocol (IGP) and BGP convergence times depend on the specific network environment.</p>
Required Privilege Level	maintenance
Related Documentation	<ul style="list-style-type: none">• show chassis ssb on page 641
List of Sample Output	request chassis ssb master switch on page 210 request chassis ssb master switch no-confirm on page 210
Output Fields	When you enter this command, you are provided feedback on the status of your request.

Sample Output

request chassis ssb master switch	<pre>user@host> request chassis ssb master switch warning: Traffic will be interrupted while the PFE is re-initialized Toggle mastership between system switch boards ? [yes,no] (no) yes Switch initiated, use "show chassis ssb" to verify</pre>
request chassis ssb master switch no-confirm	<pre>user@host> request chassis ssb master switch no-confirm Switch initiated, use "show chassis ssb" to verify</pre>

request chassis synchronization mode

Syntax	request chassis synchronization mode (free-run holdover auto-select)
Release Information	Command introduced in Junos OS Release 10.4 for MX80 3D Universal Edge Routers.
Description	(MX5, MX10, MX40, MX80, MX80-T, MX240, MX480, and MX960 routers only) Change the chassis synchronization source used for Synchronous Ethernet configuration.
Options	<p>freerun—Change chassis synchronization to free-run mode.</p> <p>holdover—Change chassis synchronization to holdover mode.</p> <p>auto-select—Change chassis synchronization to auto-select mode.</p>
Required Privilege Level	maintenance
Related Documentation	
List of Sample Output	request chassis synchronization mode freerun on page 211 request chassis synchronization mode holdover on page 211 request chassis synchronization mode auto-select on page 211
Output Fields	<p>When you enter this command, the current status of your request is displayed.</p> <ul style="list-style-type: none"> • Not configured—Indicates that the source is not configured. • Present—Indicates that the source is configured and present. • Qualified—Indicates that the source is being used for synchronization.

Sample Output

```
request chassis user@host> request chassis synchronization mode freerun
mode is freerun, status: qualified
freerun
```

Sample Output

```
request chassis user@host> request chassis synchronization mode holdover
mode is holdover, status: qualified
holdover
```

Sample Output

```
request chassis user@host> request chassis synchronization mode auto-select
mode is auto-select, status: qualified
auto-select
```

request chassis synchronization switch

Syntax	request chassis synchronization switch
Syntax (M Series, T Series)	request chassis synchronization switch (external-a external-b)
Syntax (PTX Series)	request chassis synchronization switch (bits-a bits-b fpc-slot-number gps-0-10mhz gps-0-5mhz gps-1-10mhz gps-1-5mhz)
Release Information	<p>Command introduced in Junos OS Release 7.6.</p> <p>Command introduced in Junos OS Release 8.3 for M40e routers.</p> <p>Command introduced in Junos OS Release 9.3 for M120 routers.</p> <p>Command introduced in Junos OS Release 10.2 for T320, T640, and T1600 routers.</p> <p>Command introduced in Junos OS Release 12.1 for PTX Series Packet Transport Switches.</p>
Description	(M320, M40e, M120, T320, T640, and T1600 routers and PTX Packet Transport Switches only) Change the external clock source used for chassis synchronization.
Options	<p>external-a—(Routing matrix only) Change the synchronization source to external source A.</p> <p>external-b—(Routing matrix only) Change the synchronization source to external source B.</p> <p>bits-a—(PTX Series only) Change the synchronization source to the BITS external source A.</p> <p>bits-b—(PTX Series only) Change the synchronization source to the BITS external source B.</p> <p>fpc-slot-number—(PTX Series only) Change the synchronization source to an FPC in the slot specified. For the PTX5000 Packet Transport Switch, replace <i>slot-number</i> with a value from 0 through 7.</p> <p>gps-0-10mhz—(PTX Series only) Change the synchronization source to the 10 MHz GPS source on CCG port 0.</p> <p>gps-0-5mhz—(PTX Series only) Change the synchronization source to the 5 MHz GPS source on CCG port 0.</p> <p>gps-1-10mhz—(PTX Series only) Change the synchronization source to the 10 MHz GPS source on CCG port 1.</p> <p>gps-1-5mhz—(PTX Series only) Change the synchronization source to the 5 Hz GPS source on CCG port 1.</p>
Required Privilege Level	maintenance

- Related Documentation**
- [show chassis synchronization on page 643](#)
 - Configuring an External Clock Synchronization Interface for MX Series Routers
 - Supported Time Synchronization Standard

List of Sample Output [request chassis synchronization switch \(M Series, T Series\) on page 213](#)
[request chassis synchronization switch \(PTX Series\) on page 213](#)

Output Fields When you enter this command, you are provided feedback on the status of your request. **Not configured** indicates that the source is not configured. **Present** indicates that the source is configured and present. **Qualified** indicates that the source is being used for synchronization.

Sample Output

<code>request chassis synchronization switch (M Series, T Series)</code>	<code>user@host> request chassis synchronization switch external-a switching to external-a, status: qualified</code>
<code>request chassis synchronization switch (PTX Series)</code>	<code>user@host> request chassis synchronization switch fpc-2 switching to fpc-2, status: qualified</code>

set chassis display message

Syntax	set chassis display message " <i>message</i> " <permanent>
Syntax (TX Matrix Router)	set chassis display message " <i>message</i> " (<i>lcc number</i> <i>scc</i>) <permanent>
Syntax (TX Matrix Plus Router)	set chassis display message " <i>message</i> " (<i>fpc-slot slot-number</i> <i>lcc number</i> <i>sfc number</i>) <permanent>
Release Information	Command introduced before Junos OS Release 7.4. Command introduced in Junos OS Release 9.0 for EX Series switches. sfc option for TX Matrix Plus router introduced in Junos OS Release 9.6.
Description	Display or stop a text message on the craft interface display, which is on the front of the router, or on the LCD panel display on the switch. The craft interface alternates the display of text messages with standard craft interface messages, switching between messages every 2 seconds. By default, on both the router and the switch, the text message is displayed for 5 minutes. The craft interface display has four 20-character lines. The LCD panel display has two 16-character lines, and text messages appear only on the second line.
Options	<p>"<i>message</i>"—Message to display. On the craft interface display, if the message is longer than 20 characters, it wraps onto the next line. If a word does not fit on one line, the entire word moves down to the next line. Any portion of the message that does not fit on the display is truncated. An empty pair of quotation marks ("") deletes the text message from the craft interface display. On the LCD panel display, the message is limited to 16 characters.</p> <p>fpc-slot <i>slot-number</i>—(TX Matrix Plus routers and EX4200 and QFX Series only) On the router or switch, display the text message on the craft interface for a specific Flexible PIC Concentrator (FPC). Replace <i>slot-number</i> with a value from 0 through 31. On the switch, display the text message for a specific member of a Virtual Chassis, where fpc-slot <i>slot-number</i> corresponds to the member ID. Replace <i>slot-number</i> with a value from 0 through 9. On the QFX Series, the <i>slot-number</i> is always 0.</p> <p><i>lcc number</i> —(TX Matrix and TX Matrix Plus routers only) On a TX Matrix router, display the text message on the craft interface display of a specified T640 router (or line-card chassis) that is connected to the TX Matrix router. On a TX Matrix Plus router, display the text message on the craft interface display of a specified T1600 router (or line-card chassis) that is connected to the TX Matrix Plus router. Replace <i>number</i> with a value from 0 through 3.</p> <p>permanent—(Optional) Display a text message on the craft interface display or LCD panel display permanently.</p> <p>scc—(TX Matrix routers only) Display the text message on the craft interface display of the TX Matrix router (or switch-card chassis).</p>

sfc number—(TX Matrix Plus routers only) Display the text message on the craft interface display of the TX Matrix Plus router (or switch-fabric chassis).

Required Privilege Level clear

Related Documentation

- Configuring the LCD Panel on EX Series Switches (CLI Procedure)
- [clear chassis display message on page 172](#)
- [show chassis craft-interface on page 227](#)
- Understanding the Implementation of System Log Messages

List of Sample Output [set chassis display message \(Creating\) on page 215](#)
[set chassis display message \(Deleting\) on page 215](#)

Output Fields See [show chassis craft-interface](#) for an explanation of output fields.

Sample Output

set chassis display message (Creating) The following example shows how to set the display message and verify the result:

```
user@host> set chassis display message "NOC contact Dusty (888) 555-1234"
message sent

user@host> show chassis craft-interface
Red alarm:      LED off, relay off
Yellow alarm:   LED off, relay off
Host OK LED:    On
Host fail LED:  Off
FPCs           0  1  2  3  4  5  6  7
-----
Green  ..  *..  *  *.
Red    .....
LCD screen:
+-----+
|NOC contact Dusty |
|(888) 555-1234   |
+-----+
```

set chassis display message (Deleting) The following example shows how to delete the display message and verify that the message is removed:

```
user@host> set chassis display message ""
message sent

user@host> show chassis craft-interface
Red alarm:      LED off, relay off
Yellow alarm:   LED off, relay off
Host OK LED:    On
Host fail LED:  Off
FPCs           0  1  2  3  4  5  6  7
-----
Green  ..  *..  *  *.
Red    .....
LCD screen:
```

```
+-----+
|host    |
|Up: 0+17:05:47|
|        |
|Temperature OK|
+-----+
```

show chassis alarms

Syntax	show chassis alarms
Syntax (TX Matrix Router)	show chassis alarms <lcc <i>number</i> scc>
Syntax (TX Matrix Plus Router)	show chassis alarms <lcc <i>number</i> sfc <i>number</i> >
Syntax (MX Series Router)	show chassis alarms <all-members> <local> <member <i>member-id</i> >
Syntax (QFX Series)	show chassis alarms <interconnect-device <i>name</i> > <node-device <i>name</i> >
Syntax (PTX Series Packet Transport Switches)	show chassis alarms
Release Information	<p>Command introduced before Junos OS Release 7.4.</p> <p>Command introduced in Junos OS Release 9.0 for EX Series switches.</p> <p>sfc option for the TX Matrix Plus router introduced in Junos OS Release 9.6.</p> <p>Command introduced in Junos OS Release 11.1 for the QFX Series.</p> <p>Command introduced in Junos OS Release 12.1 for the PTX Series Packet Transport Switches.</p>
Description	Display information about the conditions that have been configured to trigger alarms.
Options	<p>none—Display information about the conditions that have been configured to trigger alarms.</p> <p>all-members—(MX Series routers only) (Optional) Display information about alarm conditions for all the member routers of the Virtual Chassis configuration.</p> <p>interconnect-device <i>name</i>—(QFabric switches only) (Optional) Display information about alarm conditions for the Interconnect device.</p> <p>lcc <i>number</i> — (TX Matrix and TX Matrix Plus routers only) (Optional) On the TX Matrix router, show information about a specified T640 router (or line-card chassis) that is connected to the TX Matrix router. On the TX Matrix Plus router, show information about a specified T1600 router (or line-card chassis) that is connected to the TX Matrix Plus router. Replace <i>number</i> with a value from 0 through 3.</p> <p>local—(MX Series routers only) (Optional) Display information about alarm conditions for the local Virtual Chassis member.</p>

member *member-id*—(MX Series routers only) (Optional) Display information about alarm conditions for the specified member of the Virtual Chassis configuration. Replace *member-id* with a value of 0 or 1.

node-device *name*—(QFabric switches only) (Optional) Display information about alarm conditions for the Node device.

scc—(TX Matrix router only) (Optional) Show information about the TX Matrix router (or switch-card chassis).

sfc *number*—(TX Matrix Plus router only) (Optional) Show information about the TX Matrix Plus router (or switch-fabric chassis). Replace *number* with 0.

Additional Information You cannot clear the alarms for chassis components. Instead, you must remedy the cause of the alarm. When a chassis alarm is lit, it indicates that you are running the router or switch in a manner that we do not recommend.

On routers, you can manually silence external devices connected to the alarm relay contacts by pressing the alarm cutoff button, located on the craft interface. Silencing the device does not remove the alarm messages from the display (if present on the router) or extinguish the alarm LEDs. In addition, new alarms that occur after you silence an external device reactivate the external device.

In Junos OS release 11.1 and later, alarms for fans also show the slot number of the fans in the CLI output.

In Junos OS Release 11.2 and later, the command output on EX8200 switches shows the detailed location (**Plane/FPC/PFE**) for link errors in the chassis.

In Junos OS Release 10.2 and later, an alarm is shown on T Series routers for a standby sonic clock generator (SCG) that is offline or absent.

Required Privilege Level

view

Related Documentation

- [Configuring an Alarm Entry and Its Attributes](#)
- [Chassis Conditions That Trigger Alarms](#)

List of Sample Output

[show chassis alarms \(Alarms Active\) on page 219](#)
[show chassis alarms \(No Alarms Active\) on page 219](#)
[show chassis alarms \(Fan Tray\) on page 219](#)
[show chassis alarms \(T4000 Router\) on page 219](#)
[show chassis alarms \(Unreachable Destinations Present on a T Series Router\) on page 219](#)
[show chassis alarms \(FPC Offline Due to Unreachable Destinations on a T Series Router\) on page 220](#)
[show chassis alarms \(SCG Absent on a T Series Router\) on page 220](#)
[show chassis alarms \(Alarms Active on a TX Matrix Router\) on page 220](#)
[show chassis alarms \(Backup Routing Engine\) on page 221](#)
[show chassis alarms \(Alarms Active on the QFX Series\) on page 221](#)

[show chassis alarms node-device \(Alarms Active on the QFabric Switch\) on page 221](#)
[show chassis alarms \(Alarms Active on the QFabric Switch\) on page 221](#)
[show chassis alarms \(Alarms Active on an EX8200 Switch\) on page 221](#)
[show chassis alarms \(Alarms Active on a PTX5000 Packet Transport Switch\) on page 222](#)

Output Fields Table 45 on page 219 lists the output fields for the **show chassis alarms** command. Output fields are listed in the approximate order in which they appear.

Table 45: show chassis alarms Output Fields

Field Name	Field Description
Alarm time	Date and time the alarm was first recorded.
Class	Severity class for this alarm: Minor or Major .
Description	Information about the alarm.

Sample Output

```

show chassis alarms user@host> show chassis alarms
(Alarms Active)    3 alarms are currently active
                    Alarm time      Class  Description
                    2000-02-07 10:12:22 UTC Major fxp0: ethernet link down
                    2000-02-07 10:11:54 UTC Minor YELLOW ALARM - PEM 1 Removed
                    2000-02-07 10:11:03 UTC Minor YELLOW ALARM - Lower Fan Tray Removed

```

```

show chassis alarms user@host> show chassis alarms
(No Alarms Active) No alarms are currently active

```

```

show chassis alarms user@host> show chassis alarms
(Fan Tray)          4 alarms currently active
                    Alarm time      Class  Description
                    2010-11-11 20:27:38 UTC Major Side Fan Tray 7 Failure
                    2010-11-11 20:27:13 UTC Minor Side Fan Tray 7 Overspeed
                    2010-11-11 20:27:13 UTC Major Side Fan Tray 5 Failure
                    2010-11-11 20:27:13 UTC Major Side Fan Tray 0 Failure

```

```

show chassis alarms user@host> show chassis alarms
(T4000 Router)      9 alarms currently active
                    Alarm time      Class  Description
                    2007-06-02 01:41:10 UTC Minor RE 0 Not Supported
                    2007-06-02 01:41:10 UTC Minor CB 0 Not Supported
                    2007-06-02 01:41:10 UTC Minor Mixed Master and Backup RE types
                    2007-05-30 19:37:33 UTC Major SPMB 1 not online
                    2007-05-30 19:37:29 UTC Minor Front Bottom Fan Tray Absent
                    2007-05-30 19:37:13 UTC Major PEM 1 Input Failure
                    2007-05-30 19:37:13 UTC Major PEM 0 Not OK
                    2007-05-30 19:37:03 UTC Major PEM 0 Improper for Platform
                    2007-05-30 19:37:03 UTC Minor Backup RE Active

```

```

show chassis alarms user@host> show chassis alarms
(Unreachable)       10 alarms currently active
                    Alarm time      Class  Description

```

```

Destinations Present 2011-08-30 18:43:53 PDT Major FPC 7 has unreachable destinations
on a T Series Router 2011-08-30 18:43:53 PDT Major FPC 5 has unreachable destinations
2011-08-30 18:43:52 PDT Major FPC 3 has unreachable destinations
2011-08-30 18:43:52 PDT Major FPC 2 has unreachable destinations
2011-08-30 18:43:52 PDT Minor SIB 0 Not Online
2011-08-30 18:43:33 PDT Minor SIB 4 Not Online
2011-08-30 18:43:28 PDT Minor SIB 3 Not Online
2011-08-30 18:43:05 PDT Minor SIB 2 Not Online
2011-08-30 18:43:28 PDT Minor SIB 1 Not Online
2011-08-30 18:43:05 PDT Major PEM 1 Not Ok

```

```

show chassis alarms user@host> show chassis alarms
(FPC Offline Due to 10 alarms currently active
Unreachable          Alarm time      Class  Description
Destinations on a T 2011-08-30 18:43:53 PDT Major FPC 7 offline due to unreachable destinations
Series Router)      2011-08-30 18:43:53 PDT Major FPC 5 offline due to unreachable destinations
2011-08-30 18:43:52 PDT Major FPC 3 offline due to unreachable destinations
2011-08-30 18:43:52 PDT Major FPC 2 offline due to unreachable destinations
2011-08-30 18:43:52 PDT Minor SIB 0 Not Online
2011-08-30 18:43:33 PDT Minor SIB 4 Not Online
2011-08-30 18:43:28 PDT Minor SIB 3 Not Online
2011-08-30 18:43:05 PDT Minor SIB 2 Not Online
2011-08-30 18:43:28 PDT Minor SIB 1 Not Online
2011-08-30 18:43:05 PDT Major PEM 1 Not Ok

```

```

show chassis alarms user@host> show chassis alarms
(SCG Absent on a T 4 alarms currently active
Series Router)      Alarm time      Class  Description
2011-01-23 21:42:46 PST Major SCG 0 NO EXT CLK MEAS-BKUP SCG ABS

```

```

show chassis alarms user@host> show chassis alarms
(Alarms Active on a TX scc-re0:
Matrix Router)      -----
8 alarms currently active
Alarm time      Class  Description
2004-08-05 18:43:53 PDT Minor LCC 0 Minor Errors
2004-08-05 18:43:53 PDT Minor SIB 3 Not Online
2004-08-05 18:43:52 PDT Major SIB 2 Absent
2004-08-05 18:43:52 PDT Major SIB 1 Absent
2004-08-05 18:43:52 PDT Major SIB 0 Absent
2004-08-05 18:43:33 PDT Major LCC 2 Major Errors
2004-08-05 18:43:28 PDT Major LCC 0 Major Errors
2004-08-05 18:43:05 PDT Minor LCC 2 Minor Errors
lcc0-re0:
-----
5 alarms currently active
Alarm time      Class  Description
2004-08-05 18:43:53 PDT Minor SIB 3 Not Online
2004-08-05 18:43:49 PDT Major SIB 2 Absent
2004-08-05 18:43:49 PDT Major SIB 1 Absent
2004-08-05 18:43:49 PDT Major SIB 0 Absent
2004-08-05 18:43:28 PDT Major PEM 0 Not OK
lcc2-re0:
-----
5 alarms currently active
Alarm time      Class  Description
2004-08-05 18:43:35 PDT Minor SIB 3 Not Online
2004-08-05 18:43:33 PDT Major SIB 2 Absent
2004-08-05 18:43:33 PDT Major SIB 1 Absent

```

```

2004-08-05 18:43:33 PDT Major SIB 0 Absent
2004-08-05 18:43:05 PDT Minor PEM 1 Absent

show chassis alarms (Backup Routing Engine) user@host> show chassis alarms
2 alarms are currently active
Alarm time          Class Description
2005-04-07 10:12:22 PDT Minor Host 1 Boot from alternate media
2005-04-07 10:11:54 PDT Major Host 1 compact-flash missing in Boot List

show chassis alarms (Alarms Active on the QFX Series) user@switch> show chassis alarms
1 alarms currently active
Alarm time          Class Description
2012-03-05 2:10:24 UTC Major FPC 0 PEM 0 Airflow not matching Chassis Airflow

show chassis alarms node-device (Alarms Active on the QFabric Switch) user@switch> show chassis alarms node-device ED3691
node-device ED3694
3 alarms currently active
Alarm time          Class Description
2011-08-24 16:04:15 UTC Major ED3694:fte-0/1/2: Link down
2011-08-24 16:04:14 UTC Major ED3694:fte-0/1/0: Link down
2011-08-24 14:21:14 UTC Major ED3694 PEM 0 is not supported/powered

show chassis alarms (Alarms Active on the QFabric Switch) user@switch> show chassis alarms
IC-A0001:
-----
1 alarms currently active
Alarm time          Class Description
2011-08-24 16:04:15 UTC Minor Backup RE Active

ED3694:
-----
3 alarms currently active
Alarm time          Class Description
2011-08-24 16:04:15 UTC Major ED3694:fte-0/1/2: Link down
2011-08-24 16:04:14 UTC Major ED3694:fte-0/1/0: Link down
2011-08-24 14:21:14 UTC Major ED3694 PEM 0 is not supported/powered

SNG-0:
-----

NW-NG-0:
-----
1 alarms currently active
Alarm time          Class Description
2011-08-24 15:49:27 UTC Major ED3691 PEM 0 is not supported/powered

show chassis alarms (Alarms Active on an EX8200 Switch) user@switch> show chassis alarms
6 alarms currently active
Alarm time          Class Description
2010-12-02 19:15:22 UTC Major Fan Tray Failure
2010-12-02 19:15:22 UTC Major Fan Tray Failure
2010-12-02 19:15:14 UTC Minor Check CB 0 Fabric Chip 1 on Plane/FPC/PFE: 1/5/0,
1/5/1, 1/5/2, 1/5/3, 1/7/0, 1/7/1, 1/7/2, 1/7/3, 2/5/0, 2/5/1, ...
2010-12-02 19:15:14 UTC Minor Check CB 0 Fabric Chip 0 on Plane/FPC/PFE: 1/5/0,
1/5/1, 1/5/2, 1/5/3, 1/7/0, 1/7/1, 1/7/2, 1/7/3, 2/5/0, 2/5/1, ...

```

```
2010-12-02 19:14:18 UTC Major PSU 1 Output Failure
2010-12-02 19:14:18 UTC Minor Loss of communication with Backup RE
```

show chassis alarms
(Alarms Active on a
PTX5000 Packet
Transport Switch)

```
user@switch> show chassis alarms
```

```
23 alarms currently active
Alarm time      Class Description
2011-07-12 16:22:05 PDT Minor No Redundant Power for Rear Chassis
2011-07-12 16:22:05 PDT Major PDU 0 PSM 1 Not OK
2011-07-12 16:21:57 PDT Minor No Redundant Power for Fan 0-2
2011-07-12 16:21:57 PDT Major PDU 0 PSM 0 Not OK
2011-07-12 15:56:06 PDT Major PDU 1 PSM 2 Not OK
2011-07-12 15:56:06 PDT Minor No Redundant Power for FPC 0-7
2011-07-12 15:56:06 PDT Major PDU 0 PSM 3 Not OK
2011-07-12 15:28:20 PDT Major PDU 0 PSM 2 Not OK
2011-07-12 15:19:14 PDT Minor Backup RE Active
```

show chassis cfeb

Syntax	show chassis cfeb
Release Information	Command introduced before Junos OS Release 7.4.
Description	(M7i and M10i routers only) Display status information about the Compact Forwarding Engine Board (CFEB).
Options	This command has no options.
Required Privilege Level	view
Related Documentation	<ul style="list-style-type: none"> • request chassis cfeb on page 177 • Configuring CFEB Redundancy on the M10i Router • CFEB Overview
List of Sample Output	show chassis cfeb (M7i) on page 224 show chassis cfeb (M10i) on page 224
Output Fields	Table 46 on page 223 lists the output fields for the show chassis cfeb command. Output fields are listed in the approximate order in which they appear.

Table 46: show chassis cfeb Output Fields

Field Name	Field Description
State	Status of the CFEB: <ul style="list-style-type: none"> • Online—CFEB is online and running. • Offline—CFEB is powered down.
Intake Temperature	Temperature of the air before flowing past the CFEB.
Exhaust Temperature	Temperature of the air after flowing past the CFEB.
CPU utilization	Percentage of CPU being used by the CFEB processor.
Interrupt utilization	Of the total CPU being used by the CFEB processor, the percentage being used for interrupts
Heap Utilization	Percentage of heap space (dynamic memory) being used by the CFEB processor. If this number exceeds 80 percent, there may be a software problem (memory leak).
Buffer Utilization	Percentage of buffer space being used by the CFEB processor for buffering internal messages
Total CPU DRAM	Amount of DRAM available to the CFEB CPU.

Table 46: show chassis cfep Output Fields (*continued*)

Field Name	Field Description
Internet Processor II	Information about the CFEB processor.
Start time	Time when the Routing Engine detected that the CFEB was running.
Uptime	How long the Routing Engine has been connected to the CFEB and, therefore, how long the Flexible PIC Concentrator (FPC) has been up and running.

Sample Output

```

show chassis cfep user@host> show chassis cfep
(M7i) CFEB status:
      State Online
      Intake Temperature 27 degrees C / 80 degrees F
      Exhaust Temperature 33 degrees C / 91 degrees F
      CPU utilization 3 percent
      Interrupt utilization 0 percent
      Heap utilization 8 percent
      Buffer utilization 21 percent
      Total CPU DRAM 128 MB
      Internet Processor II Version 1, Foundry IBM, Part number 164
      Start time: 2003-06-11 11:41:22 PDT
      Uptime: 1 hour, 39 minutes, 31 seconds

show chassis cfep user@host> show chassis cfep
(M10i) CFEB status:
Slot 0 information:
  StateMaster
  Intake temperature 35 degrees C / 95 degrees F
  Exhaust temperature 43 degrees C / 109 degrees F
  CPU utilization 3 percent
  Interrupt utilization 0 percent
  Heap utilization 10 percent
  Buffer utilization 22 percent
  Total CPU DRAM 128 MB
  Internet Processor II Version 1, Foundry IBM, Part number 164
  Start time: 2004-11-01 03:24:15 PST
  Uptime: 12 hours, 56 minutes, 18 seconds
Slot 1 information:
  State Backup

```

show chassis cip

Syntax (TX Matrix Plus Router)	show chassis cip
Release Information	Command introduced in Junos OS Release 9.6.
Description	(TX Matrix Plus routers only) Display environmental information about the Connector Interface Panel (CIP) that provides Ethernet Control Plane connectivity to line-card chassis (LCCs), switch fabric chassis, and other devices.
Options	This command has no options.
Required Privilege Level	view
Related Documentation	<ul style="list-style-type: none"> • request chassis cip on page 179 • Installing a T1600 CIP • Installing a T640 CIP • Installing a TX-CIP • Installing an M320 CIP • Installing an M320 CIP • Installing the T1600 CIP • Installing the T320 CIP • CIP Overview
Output Fields	Table 47 on page 225 lists the output fields for the show chassis cip command. Output fields are listed in the approximate order in which they appear.

Table 47: show chassis cip Output Fields

Field Name	Field Description
Eswitch	Ethernet switch used to connect to the LCC or to a JCS1200: 0 or 1.
Port	<p>Physical port number of the Ethernet switch:</p> <ul style="list-style-type: none"> • Port numbers: 4 to 8 on Ethernet switch 0 can be used to connect up to four (reserved for future use) other SFCs or optional JCS1200s. <p>NOTE: The current configuration of the routing matrix based on a TX Matrix Plus router supports only one SFC.</p> <ul style="list-style-type: none"> • Port numbers 0 to 15 on Ethernet switch 1 can be used to connect up to 16 LCCs. <p>NOTE: The current configuration of a routing matrix based on a TX Matrix Plus router supports only up to four LCCs. You can connect the four LCCs to any of the ports (0 to 15) on the Ethernet switch 1.</p>

Table 47: show chassis cip Output Fields (*continued*)

Field Name	Field Description
Type	Type of CIP: <ul style="list-style-type: none"> XE—Ethernet switch 0 ports used for connections to the SFC control plane or other devices such as JCS1200. GE—Ethernet switch 1 ports used for connections to the LCC control plane.
Connected-to	Show control plane connection to a specific LCC or SFC.
Link	State of the connection to an LCC control plane, SFC control plane, or other devices: Up or Down .
Speed	Ethernet link speed.
Duplex	Type of Ethernet link: Full or Half Duplex .
Auto-neg	Status of autonegotiation for the CIP connection to the LCC, SFC, or other devices: On or Off .

show chassis cip (TX Matrix Plus Router)

```

user@host> show chassis cip
sfc0-cip0
Eswitch Port Type Connected-to Link Speed Duplex Auto-Neg
0 4 XE SFC1 Down 0 Full Off
0 5 XE SFC0 Down 0 Full Off
0 6 XE SFC3 Down 0 Full Off
0 7 XE SFC2 Down 0 Full Off
0 8 XE SFC4 Down 0 Full Off
1 0 GE LCC0 Up 1000Mbps Full On
1 1 GE LCC8 Down 0 Half On
1 2 GE LCC1 Up 1000Mbps Full On
1 3 GE LCC9 Down 0 Half On
1 4 GE LCC2 Up 1000Mbps Full On
1 5 GE LCC10 Down 0 Half On
1 6 GE LCC3 Up 1000Mbps Full On
1 7 GE LCC11 Down 0 Half On
1 8 GE LCC4 Down 0 Half On
1 9 GE LCC12 Down 0 Half On
1 10 GE LCC5 Down 0 Half On
1 11 GE LCC13 Down 0 Half On
1 12 GE LCC6 Down 0 Half On
1 13 GE LCC14 Down 0 Half On
1 14 GE LCC7 Down 0 Half On
1 15 GE LCC15 Down 0 Half On
1 16 GE GE17 Up 1000Mbps Full On
1 17 GE GE16 Down 0 Half On

```


show chassis craft-interface

Syntax	show chassis craft-interface
Syntax (MX Series Router)	show chassis craft-interface <all-members> <local> <member <i>member-id</i> >
Syntax (TX Matrix Router)	show chassis craft-interface <lcc <i>number</i> scc>
Syntax (TX Matrix Plus Router)	show chassis craft-interface <lcc <i>number</i> sfc <i>number</i> >
Release Information	Command introduced before Junos OS Release 7.4. sfc option for the TX Matrix Plus router introduced in Junos OS Release 9.6.
Description	For routers or switches that have a display on the craft interface, show the messages that are currently displayed. On all routers except for the M20 router, you must enter this command on the master Routing Engine.
Options	<p>none—(TX Matrix and TX Matrix Plus routers only) On a TX Matrix router, show messages that are currently displayed on the craft interface on the TX Matrix router and its attached T640 routers. On a TX Matrix Plus router, show messages that are currently displayed on the craft interface on the TX Matrix Plus router and its attached T1600 routers.</p> <p>all-members—(MX Series routers only) (Optional) Display information currently on the craft interface for all members of the Virtual Chassis configuration.</p> <p>lcc <i>number</i>—(TX Matrix and TX Matrix Plus router only) (Optional) On a TX Matrix router, show messages that are currently displayed on the craft interface for a specified T640 router (or line-card chassis) that is connected to the TX Matrix router. On a TX Matrix Plus router, show messages that are currently displayed on the craft interface for a specified T1600 router (or line-card chassis) that is connected to the TX Matrix Plus router. Replace <i>number</i> with a value from 0 through 3.</p> <p>local—(MX Series routers only) (Optional) Display information currently on the craft interface for the local Virtual Chassis member.</p> <p>member <i>member-id</i>—(MX Series routers only) (Optional) Display information currently on the craft interface for the specified member of the Virtual Chassis configuration. For an MX Series Virtual Chassis, replace <i>member-id</i> with a value of 0 or 1.</p> <p>scc—(TX Matrix router only) (Optional) Show messages that are currently displayed on the craft interface for the TX Matrix router (or switch-card chassis).</p> <p>sfc <i>number</i>—(TX Matrix Plus router only) (Optional) Show messages that are currently displayed on the craft interface for the TX Matrix Plus router (or switch-fabric chassis). Replace <i>number</i> with 0.</p>

Required Privilege Level view

Related Documentation

- [clear chassis display message on page 172](#)
- [set chassis display message on page 214](#)

List of Sample Output

- [show chassis craft-interface \(M20 Router\) on page 229](#)
- [show chassis craft-interface \(M40 Router\) on page 229](#)
- [show chassis craft-interface \(M120 Router\) on page 229](#)
- [show chassis craft-interface \(M160 Router\) on page 230](#)
- [show chassis craft-interface \(T4000 Router\) on page 230](#)
- [show chassis craft-interface \(TX Matrix Routing Matrix\) on page 231](#)
- [show chassis craft-interface \(TX Matrix Plus Routing Matrix\) on page 233](#)

Output Fields [Table 48 on page 228](#) lists the output fields for the **show chassis craft-interface** command. Output fields are listed in the approximate order in which they appear.

Table 48: show chassis craft-interface Output Fields

Field Name	Field Description
LCD screen or FPM Display Contents	Contents of the Front Panel Module display: <ul style="list-style-type: none"> • router-name—Name of the router. • Up—How long the router has been operational, in days, hours, minutes, and seconds. • message—Information about the router traffic load, the power supply status, the fan status, and the temperature status. The display of this information changes every 2 seconds. If a text message has been created with the set chassis display command, this message appears on all four lines of the craft interface display. The display alternates between the text message and the standard system status messages every 2 seconds.
Front Panel System LEDs	Status of the Front Panel System LEDs. A dot (.) indicates the LED is not lit. An asterisk (*) indicates the LED is lit.
Front Panel Alarm Indicators	Status of the Front Panel Alarm indicators. A dot (.) indicates the relay is off. An asterisk (*) indicates the relay is active.
Front Panel FPC LEDs	Status of the Front Panel Flexible PIC Concentrator (FPC) LEDs. A dot (.) indicates the LED is not lit. An asterisk (*) indicates the LED is lit.
CB LEDs	Status of the Control Board (CB) LEDs. A dot (.) indicates the LED is not lit. An asterisk (*) indicates the LED is lit.
MCS and SFM LEDs	Status of the Miscellaneous Control Subsystem (MCS) and Switching and Forwarding Module (SFM) LEDs. A dot (.) indicates the LED is not lit. An asterisk (*) indicates the LED is lit. When neither a dot nor an asterisk is displayed, there is no board in that slot.
SIB LEDs	Status of the Switch Interface Board (SIB) LEDs. A dot (.) indicates the LED is not lit. An asterisk (*) indicates the LED is lit.
SCG LEDs	Status of the SONET Clock Generator (SCG) LEDs. A dot (.) indicates the LED is not lit. An asterisk (*) indicates the LED is lit.

Sample Output

```

show chassis user@host> show chassis craft-interface
craft-interface (M20 Red alarm: LED off, relay off
Router) Yellow alarm: LED on, relay on
Host OK LED: On
Host fail LED: Off
FPCs 0 1 2 3
-----
Green . * *.
Red ....
LCD screen:

```

```

+-----+
|host    |
|1 Alarm active|
|Y: FERF|
|        |
+-----+

```

```

show chassis user@host> show chassis craft-interface
craft-interface (M40 Front Panel LCD Display: enabled
Router) Red alarm: LED off, relay off
Yellow alarm: LED off, relay off
Host OK LED: On
Host Fail LED: Off
NICs 0 1 2 3 4 5 6 7
-----
Green *. *. *. *.
Red .....
LCD Screen:

```

```

+-----+
|host    |
|Up: 27+18:52:37|
|        |
|52.649kpps Load|
|        |
+-----+

```

```

show chassis user@host> show chassis craft-interface
craft-interface (M120 Front Panel System LEDs:
Router) Routing Engine 0 1
-----
OK          * .
Fail        . .
Master      * .

```

Front Panel Alarm Indicators:

```

-----
Red LED     *
Yellow LED  .
Major relay *
Minor relay .

```

Front Panel FPC LEDs:

```

FPC 0 1 2 3 4 5
-----
Red  . . . . .
Green . * . * *

```

CB LEDs:

```

CB 0 1

```

```

-----
Amber   .   .
Green  *   *

PS LEDs:
  PS    0   1
-----

Red     .   .
Green  *   *

FEB LEDs:
  FEB   0   1   2   3   4   5
-----

Red     .   .   .   .   .   .
Green   .   .   .   *   *   *
Active  .   .   .   *   *   *

```

**show chassis
craft-interface (M160
Router)**

user@host> show chassis craft-interface

FPM Display contents:

```

+-----+
|hosts          |
|Up: 1+16:46    |
|               |
|Fans OK        |
+-----+

```

Front Panel System LEDs:

Host 0 1

```

-----
OK       .   *
Fail     .   .
Master   .   *

```

Front Panel Alarm Indicators:

```

-----
Red LED   .
Yellow LED .
Major relay.
Minor relay.

```

Front Panel FPC LEDs:

FPC 0 1 2 3 4 5 6 7

```

-----
Red     .   .   .   .   .   .   .
Green   *   *   .   .   .   .   .

```

MCS and SFM LEDs:

MCS 0 1 SFM 0 1 2 3

```

-----
Amber   .           .   .
Green   .           .   .
Blue    *           *   *

```

**show chassis
craft-interface (T4000
Router)**

user@host> show chassis craft-interface

FPM Display contents:

```

+-----+
|stymphalian    |
|2 Alarms active|
|R: Front Top Fan Tra|
|Y: PEM 1 Absent |
+-----+

```

```

Front Panel System LEDs:
Routing Engine    0    1
-----
OK                *    *
Fail              .    .
Master            *    .

Front Panel Alarm Indicators:
-----
Red LED          *
Yellow LED       *
Major relay      *
Minor relay      *

Front Panel FPC LEDs:
FPC    0    1    2    3    4    5    6    7
-----
Red     .    .    .    .    .    .    .    .
Green  *    .    .    *    .    *    *    .

CB LEDs:
CB    0    1
-----
Amber  .    .
Green  *    *
Blue   *    .

SCG LEDs:
SCG   0    1
-----
Amber  .    .
Green  *    *
Blue   *    .

SIB LEDs:
SIB   0    1    2    3    4
-----
Red     .    .    .    .    .
Green  *    *    *    *    *

```

**show chassis
craft-interface (TX
Matrix Routing Matrix)**

```

user@host> show chassis craft-interface
scc-re0:

```

```

-----
FPM Display contents:
+-----+
|bradley      |
|8 Alarms active|
|R: SIB 2 Absent|
|R: SIB 1 Absent|
+-----+

```

```

Front Panel System LEDs:
Routing Engine    0    1
-----
OK                *    .
Fail              .    .
Master            *    .

Front Panel Alarm Indicators:
-----

```

```

Red LED      *
Yellow LED   *
Major relay   *
Minor relay   *

```

CB LEDs:

```

CB  0  1
-----

```

```

Amber. .
Green * .
Blue  * .

```

SIB LEDs:

```

SIB  0  1  2  3  4
-----

```

```

Fail . . . . .
OK   . . . . *
Active . . . . *

```

1cc0-re0:

FPM Display contents:

```

+-----+
|hybrid  |
|5 Alarms active |
|R: SIB 2 Absent |
|R: SIB 1 Absent |
+-----+

```

Front Panel System LEDs:

```

Routing Engine  0  1
-----

```

```

OK              * .
Fail            . .
Master          * .

```

Front Panel Alarm Indicators:

```

Red LED      *
Yellow LED   *
Major relay   *
Minor relay   *

```

Front Panel FPC LEDs:

```

FPC  0  1  2  3  4  5  6  7
-----

```

```

Red   . . . . .
Green * * . . . .

```

CB LEDs:

```

CB  0  1
-----

```

```

Amber. .
Green * .
Blue  * .

```

SCG LEDs:

```

SCG  0  1
-----

```

```

Amber. .
Green * .
Blue  * .

```

```

SIB LEDs:
  SIB  0   1   2   3   4
-----
Red   . . . . .
Green . . . . *

lcc2-re0:
-----
FPM Display contents:
+-----+
| prius |
| 5 Alarms active |
| R: SIB 2 Absent |
| R: SIB 1 Absent |
+-----+

Front Panel System LEDs:
Routing Engine    0    1
-----
OK                *   .
Fail              .   .
Master            *   .

Front Panel Alarm Indicators:
-----
Red LED           *
Yellow LED        *
Major relay       *
Minor relay       *

Front Panel FPC LEDs:
FPC   0   1   2   3   4   5   6   7
-----
Red   . . . . .
Green *   *   *   . . . . .

CB LEDs:
  CB   0   1
-----
Amber. .
Green * .
Blue  * .

SCG LEDs:
  SCG  0   1
-----
Amber. .
Green * .
Blue  * .

SIB LEDs:
  SIB  0   1   2   3   4
-----
Red   . . . . .
Green . . . . *

show chassis user@host> show chassis craft-interface
craft-interface (TX) sfc0-re0:
-----

```

Matrix Plus Routing Matrix)

FPM Display Contents:

```
+-----+
|finalfive      |
|22 Alarms active|
|R: LCC 0 Major Error|
|R: SIB F2S 4/6 Absen|
+-----+
```

Front Panel System LEDs:

```
Routing Engine    0    1
-----
```

```
OK                *    *
Fail              .    .
Master            *    .
```

Front Panel Alarm Indicators:

```
-----
Red LED           *
Yellow LED        *
Major relay        *
Minor relay        *
```

Front Panel F13 SIB LEDs:

```
SIB    0    1    2    3    4    5    6    7    8    9    10   11   12   13   14   15
-----
Fail    .    .    .    .    .    .    .    .    .    .    .    .    .    .    .    .
OK      *    *    .    .    .    .    .    .    .    .    .    .    .    .    .    .
Active  *    *    .    .    .    .    .    .    .    .    .    .    .    .    .    .
```

PS LEDs:

```
PS    0    1
-----
```

```
Red    .    .
Green  *    .
```

Fan Tray LEDs:

```
FT    0    1    2    3    4    5
-----
```

```
Red    .    .    .    .    .    .
Green  *    *    *    *    *    *
```

CB LEDs:

```
CB    0    1
-----
```

```
Amber   .    .
Green  *    *
Blue    *    .
```

FPM Display contents:

```
+-----+
|tigh          |
|5 Alarms active|
|R: SIB-L - Fan Rev M|
|Y: Check SIB 0  |
+-----+
```

Front Panel System LEDs:

```
Routing Engine    0    1
-----
```

```
OK                *    *
Fail              .    .
Master            *    .
```


Front Panel Alarm Indicators:

```

-----
Red LED      *
Yellow LED   *
Major relay  *
Minor relay   *

```

Front Panel FPC LEDs:

```

FPC   0   1   2   3   4   5   6   7
-----
Red    .   .   .   .   .   .   .   .
Green  *   *   .   .   .   .   .   .

```

CB LEDs:

```

CB    0   1
-----

```

```

Amber   .   .
Green   *   *
Blue    *   .

```

SCG LEDs:

```

SCG    0   1
-----

```

```

Amber   .   .
Green   *   *
Blue    *   .

```

SIB LEDs:

```

SIB    0   1   2   3   4
-----

```

```

Red      .   .   .   .   .
Green    *   .   .   .   .

```

show chassis environment

Syntax	show chassis environment
Syntax (T4000 Router)	show chassis environment <cb <i>cb-slot-number</i> > <fpc <i>fpc-slot-number</i> > <fpm> <pem <i>pem-slot-number</i> > <routing-engine <i>name</i> > <scg <i>scg-slot-number</i> > <sib <i>sib-slot-number</i> >
Syntax (TX Matrix Router)	show chassis environment <lcc <i>number</i> scc>
Syntax (TX Matrix Plus Router)	show chassis environment <lcc <i>number</i> sfc <i>number</i> >
Syntax (MX Series Router)	show chassis environment <all-members> <local> <member <i>member-id</i> >
Syntax (QFX Series)	show chassis environment <cb <i>slot-number</i> <interconnect-device <i>name</i> >> <fpc <i>slot-number</i> <interconnect-device <i>name</i> >> <interconnect-device <i>name</i> <slot-number> <node-device <i>name</i> > <pem <i>slot-number</i> (interconnect-device <i>name</i> <i>slot-number</i>) (node-device <i>name</i>)> <routing-engine <i>name</i> <interconnect-device <i>name</i> <i>slot-number</i> >>
Syntax (PTX Series Packet Transport Switches)	show chassis environment <cb <i>cb-slot-number</i> > <ccg <i>ccg-slot-number</i> > <fpc <i>fpc-slot-number</i> > <fpm> <monitored> <pdu <i>pdu-slot-number</i> > <routing-engine <i>re-slot-number</i> > <sib <i>sib-slot-number</i> >
Release Information	<p>Command introduced before Junos OS Release 7.4.</p> <p>Command introduced in Junos OS Release 9.0 for EX Series switches.</p> <p>sfc option introduced for the TX Matrix Plus router in Junos OS Release 9.6.</p> <p>Command introduced in Junos OS Release 11.1 for the QFX Series.</p> <p>Command introduced in Junos OS Release 12.1 for the PTX Series Packet Transport Switches.</p> <p>monitored option added in Junos OS Release 12.1 for the PTX Series Packet Transport Switches.</p> <p>Command introduced in Junos OS Release 12.1 for the T4000 Core Routers.</p>

- Description** Display environmental information about the router or switch chassis, including the temperature and information about the fans, power supplies, and Routing Engine.
- Options**
- none**—Display environmental information about the router or switch chassis. On a TX Matrix router, display environmental information about the TX Matrix router and its attached T640 routers. On a TX Matrix Plus router, display environmental information about the TX Matrix Plus router and its attached T1600 routers.
 - all-members**—(MX Series routers only) (Optional) Display chassis environmental information for all the members of the Virtual Chassis configuration.
 - cb *cb-slot-number***—(PTX Series, T4000 Core Routers) (Optional) Display chassis environmental information for the Control Board. Replace ***cb-slot*** with **0** or **1**.
 - cb interconnect-device *name***—(QFabric switches only) (Optional) Display chassis environmental information for the Control Board on an Interconnect device.
 - cgc *cgc-slot-number***—(PTX Series only) (Optional) Display chassis environmental information for the Centralized Clock Generator. Replace ***cb-slot*** with a value of **0** or **1**.
 - fpc *fpc-slot***—(QFX3500 switches and QFabric Switches) (Optional) On the QFX3500 switch, display chassis environmental information for a specified Flexible PIC Concentrator. On a QFabric switch, display chassis environment information for a specified Flexible PIC Concentrator on an Interconnect device.
 - fpc *fpc-slot***—(PTX Series, T4000 Core Routers) (Optional) Display chassis environmental information for a specified Flexible PIC Concentrator. For T4000 Core Routers, replace ***fpc-slot*** with a value from **0** through **7**.
 - fpm**—(PTX Series only, T4000 Core Routers) (Optional) Display chassis environmental information for the craft interface (FPM).
 - interconnect-device *name***—(QFabric switches only) (Optional) Display chassis environmental information for the Interconnect device.
 - monitored**—(PTX Series only) (Optional) Display chassis environmental information for monitored temperatures only. Temperatures that are not included in temperature alarm computations are not displayed.
 - lcc *number***—(TX Matrix and TX Matrix Plus routers only) (Optional) On a TX Matrix router, display chassis environmental information for a specified T640 router (or line-card chassis) that is connected to the TX Matrix router. On a TX Matrix Plus router, display chassis environmental information for a specified T1600 router (or line-card chassis) that is connected to the TX Matrix Plus router. Replace ***number*** with a value from **0** through **3**.
 - local**—(MX Series routers only) (Optional) Display chassis environmental information for the local Virtual Chassis member.

member *member-id*—(MX Series routers only) (Optional) Display chassis environmental information for the specified member of the Virtual Chassis configuration. Replace *member-id* with a value of **0** or **1**.

node-device *name*—(QFabric switches only) (Optional) Display chassis environmental information for the Node device.

pdu *pdu-slot-number*—(PTX Series only) (Optional) Display chassis environmental information for the specified power distribution unit.

pem—(QFX3500 switches and QFabric Switches) (Optional) Display chassis environmental information for the Power Entry Module on the specified Interconnect device or Node device.

pem *pem-slot-number*—(T4000 Core Routers) (Optional) Display chassis environmental information for the Power Entry Module on the specified Power Entry Module. Replace *pem-slot-number* with a value of **0** or **1**.

routing-engine—(QFX3500 switches and QFabric Switches) (Optional) Display chassis environmental information for the Routing Engine on the specified Interconnect device.

routing-engine *re-slot-number*—(PTX Series, T4000 Core Routers) (Optional) Display chassis environmental information for the specified Routing Engine. Replace *re-slot-number* with a value of **0** or **1**.

scg—(T4000 Core Routers) (Optional) Display chassis environmental information about the SONET Clock Generator.

scc—(TX Matrix routers only) (Optional) Display chassis environmental information about the TX Matrix router (or switch-card chassis).

sfc *number*—(TX Matrix Plus routers only) (Optional) Display chassis environmental information about the TX Matrix Plus router (or switch-fabric chassis). Replace *number* with **0**.

sib *sib-slot-number*—(PTX Series, T4000 Core Routers) (Optional) Display chassis environmental information about the specified switch interface board. For T4000 Core Routers, replace *sib-slot-number* with a value from **0** through **4**.

Required Privilege Level

view

Related Documentation

- [show chassis environment cb on page 264](#)
- [show chassis environment ccg on page 279](#)
- [show chassis environment cip on page 281](#)
- [show chassis environment fpc on page 283](#)
- [show chassis environment fpm on page 301](#)
- [show chassis environment mcs on page 306](#)

- [show chassis environment monitored on page 308](#)
- [show chassis environment pcg on page 309](#)
- [show chassis environment pdu on page 311](#)
- [show chassis environment pem on page 314](#)
- [show chassis environment routing-engine on page 321](#)
- [show chassis environment scg on page 325](#)
- [show chassis environment sib on page 334](#)

List of Sample Output	show chassis environment (J2300 Router) on page 240
	show chassis environment (J4300 or J6300 Router) on page 240
	show chassis environment (M5 Router) on page 240
	show chassis environment (M7i Router) on page 241
	show chassis environment (M10 Router) on page 241
	show chassis environment (M10i Router) on page 241
	show chassis environment (M20 Router) on page 242
	show chassis environment (M40 Router) on page 242
	show chassis environment (M40e Router) on page 242
	show chassis environment (M120 Router) on page 243
	show chassis environment (M160 Router) on page 244
	show chassis environment (M320 Router) on page 244
	show chassis environment (MX240 Router) on page 245
	show chassis environment (MX240 Router with Enhanced MX SCB) on page 246
	show chassis environment (MX480 Router) on page 247
	show chassis environment (MX480 Router with Enhanced MX SCB) on page 248
	show chassis environment (MX960 Router) on page 249
	show chassis environment (MX960 Router with Enhanced MX SCB) on page 249
	show chassis environment (T320 Router) on page 252
	show chassis environment (T640 Router) on page 253
	show chassis environment (T4000 Router) on page 253
	show chassis environment (TX Matrix Router) on page 255
	show chassis environment (T1600 Router) on page 257
	show chassis environment (TX Matrix Plus Router) on page 257
	show chassis environment (EX4200 Standalone Switch) on page 260
	show chassis environment (QFX Series) on page 260
	show chassis environment node-device (QFabric Switch) on page 260
	show chassis environment pem (QFX Series) on page 260
	show chassis environment (PTX5000 Packet Transport Switch) on page 261

Output Fields [Table 49 on page 240](#) lists the output fields for the **show chassis environment** command. Output fields are listed in the approximate order in which they appear.

Table 49: show chassis environment Output Fields

Field Name	Field Description
Power	<p>Power information:</p> <ul style="list-style-type: none"> (M5, M10, M20, and M40 routers and EX Series switches only) Power supply status: OK, Testing, (during initial power-on), Failed, or Absent. (M7i, M10i, M40e, M120, M160, M320, and T Series routers and EX Series switches only) Power Entry Modules status: OK, Testing, (during initial power-on), Check, Failed, or Absent. (PTX Series only) Power information is reported in PDU or PSM combinations. The status is: OK, Testing, (during initial power-on), Check, Failed, or Absent.
Temp	<p>Temperature of air flowing through the chassis in degrees Celsius (C) and Fahrenheit (F).</p> <p>On PTX Series Packet Transport Switches, multiple cooling zones are supported. FRU temperatures in each zone are coordinated with the fan speed of fan trays in those zones.</p>
Fan	<p>Fan status: OK, Testing (during initial power-on), Failed, or Absent.</p> <p>On PTX Series Packet Transport Switches, multiple fan trays are supported. Fan status is reported in Fan Tray or Fan combinations. Measurement indicates actual fan RPM (PTX only).</p>
Misc	<p>Information about other components of the chassis:</p> <ul style="list-style-type: none"> On some routers, this field indicates the status of one or more additional components. On the M160 router, Misc includes CIP (Connector Interface Panel). OK indicates that the CIP is present. On the T640 router, Misc includes CIP and SPMB (Switch Processor Mezzanine Board). OK indicates that the item is present. On PTX Series Packet Transport Switches, Misc includes the SPMB (Switch Processor Mezzanine Board). OK indicates that the item is present.

Sample Output

```

show chassis environment (J2300 Router) user@host> show chassis environment
Class Item                Status    Measurement
Temp  Routing Engine         OK        40 degrees C / 104 degrees F
Fan   Fan                   OK

show chassis environment (J4300 or J6300 Router) user@host> show chassis environment
Class Item                Status    Measurement
Temp  Routing Engine         OK        41 degrees C / 105 degrees F
Fan   Fan 0                  OK
      Fan 1                OK

show chassis environment (M5 Router) user@host> show chassis environment
Class Item                Status    Measurement
Power Power Supply A        OK
      Power Supply B      Absent
Temp  FPC 0                  OK        30 degrees C / 86 degrees F
      FEB                  OK        33 degrees C / 91 degrees F
      PS Intake            OK        27 degrees C / 80 degrees F
      PS Exhaust           OK        27 degrees C / 80 degrees F
      Routing Engine       OK        34 degrees C / 93 degrees F
Fans  Left Fan 1          OK        Spinning at normal speed

```

	Left Fan 2	OK	Spinning at normal speed
	Left Fan 3	OK	Spinning at normal speed
	Left Fan 4	OK	Spinning at normal speed
Misc	Craft Interface	OK	

```

show chassis environment (M7i Router)
user@host> show chassis environment
Class Item Status Measurement
Power Power Supply 0 OK
Power Supply 1 Absent
Temp Intake OK 22 degrees C / 71 degrees F
FPC 0 OK 23 degrees C / 73 degrees F
Power Supplies OK 23 degrees C / 73 degrees F
CFEB Intake OK 24 degrees C / 75 degrees F
CFEB Exhaust OK 29 degrees C / 84 degrees F
Routing Engine OK 26 degrees C / 78 degrees F
Fans Fan 1 OK Spinning at normal speed
Fan 2 OK Spinning at normal speed
Fan 3 OK Spinning at normal speed
Fan 4 OK Spinning at normal speed

```

```

show chassis environment (M10 Router)
user@host> show chassis environment
Class Item Status Measurement
Power Power Supply A OK
Power Supply B Failed
Temp FPC 0 OK 36 degrees C / 96 degrees F
FPC 1 OK 35 degrees C / 95 degrees F
FEB OK 34 degrees C / 93 degrees F
PS Intake OK 31 degrees C / 87 degrees F
PS Exhaust OK 34 degrees C / 93 degrees F
Routing Engine OK 35 degrees C / 95 degrees F
Fans Left Fan 1 OK Spinning at normal speed
Left Fan 2 OK Spinning at normal speed
Left Fan 3 OK Spinning at normal speed
Left Fan 4 OK Spinning at normal speed
Misc Craft Interface OK

```

```

show chassis environment (M10i Router)
user@host> show chassis environment
Class Item Status Measurement
Power Power Supply 0 OK
Power Supply 1 OK
Power Supply 2 Absent
Power Supply 3 Absent
Temp Intake OK 26 degrees C / 78 degrees F
FPC 0 OK 27 degrees C / 80 degrees F
FPC 1 OK 28 degrees C / 82 degrees F
Lower Power Supplies OK 29 degrees C / 84 degrees F
Upper Power Supplies OK 28 degrees C / 82 degrees F
CFEB Intake OK 27 degrees C / 80 degrees F
CFEB Exhaust OK 36 degrees C / 96 degrees F
Routing Engine 0 OK 31 degrees C / 87 degrees F
Routing Engine 1 OK 27 degrees C / 80 degrees F
Fans Fan Tray 0 Fan 1 OK Spinning at normal speed
Fan Tray 0 Fan 2 OK Spinning at normal speed
Fan Tray 0 Fan 3 OK Spinning at normal speed
Fan Tray 0 Fan 4 OK Spinning at normal speed
Fan Tray 0 Fan 5 OK Spinning at normal speed
Fan Tray 0 Fan 6 OK Spinning at normal speed

```

```

Fan Tray 0 Fan 7      OK      Spinning at normal speed
Fan Tray 0 Fan 8      OK      Spinning at normal speed
Fan Tray 1 Fan 1      Absent
Fan Tray 1 Fan 2      Absent
Fan Tray 1 Fan 3      Absent
Fan Tray 1 Fan 4      Absent
Fan Tray 1 Fan 5      Absent
Fan Tray 1 Fan 6      Absent
Fan Tray 1 Fan 7      Absent
Fan Tray 1 Fan 8      Absent

```

```

show chassis environment (M20 Router)
user@host> show chassis environment
Class Item              Status      Measurement
Power Power Supply A     OK
Power Power Supply B     Absent
Temp  FPC 0               OK          28 degrees C / 82 degrees F
      FPC 1               OK          27 degrees C / 80 degrees F
      Power Supply A     OK          22 degrees C / 71 degrees F
      Power Supply B     Absent
      SSB 0               OK          30 degrees C / 86 degrees F
      Backplane           OK          22 degrees C / 71 degrees F
      Routing Engine 0    OK          26 degrees C / 78 degrees F
      Routing Engine 1    Testing
Fans  Rear Fan           OK          Spinning at normal speed
      Front Upper Fan     OK          Spinning at normal speed
      Front Middle Fan    OK          Spinning at normal speed
      Front Bottom Fan    OK          Spinning at normal speed
Misc  Craft Interface     OK

```

```

show chassis environment (M40 Router)
user@host> show chassis environment
Class Item              Status      Measurement
Power Power Supply A     OK
Power Power Supply B     Absent
Temp  FPC 3               OK          24 degrees C / 75 degrees F
      FPC 6               OK          26 degrees C / 78 degrees F
      SCB                 OK          26 degrees C / 78 degrees F
      Backplane @ A1      OK          28 degrees C / 82 degrees F
      Backplane @ A2      OK          23 degrees C / 73 degrees F
      Routing Engine      OK          26 degrees C / 78 degrees F
Fans  Top Impeller        OK          Spinning at normal speed
      Bottom impeller     OK          Spinning at normal speed
      Rear Left Fan       OK          Spinning at normal speed
      Rear Center Fan     OK          Spinning at normal speed
      Rear Right Fan      OK          Spinning at normal speed
Misc  Craft Interface     OK

```

```

show chassis environment (M40e Router)
user@host> show chassis environment
Class Item              Status      Measurement
Power PEM 0              OK
Power PEM 1              Absent
Temp  PCG 0               OK          44 degrees C / 111 degrees F
      PCG 1               OK          47 degrees C / 116 degrees F
      Routing Engine 0    OK          40 degrees C / 104 degrees F
      Routing Engine 1    OK          37 degrees C / 98 degrees F
      MCS 0               OK          45 degrees C / 113 degrees F
      MCS 1               OK          42 degrees C / 107 degrees F
      SFM 0 SPP           OK          40 degrees C / 104 degrees F

```


SFM 0	SPR	OK	44 degrees C / 111 degrees F
SFM 1	SPP	OK	43 degrees C / 109 degrees F
SFM 1	SPR	OK	45 degrees C / 113 degrees F
FPC 0		OK	38 degrees C / 100 degrees F
FPC 1		OK	40 degrees C / 104 degrees F
FPC 2		OK	38 degrees C / 100 degrees F
FPC 4		OK	34 degrees C / 93 degrees F
FPC 5		OK	43 degrees C / 109 degrees F
FPC 6		OK	41 degrees C / 105 degrees F
FPC 7		OK	43 degrees C / 109 degrees F
FPM CMB		OK	28 degrees C / 82 degrees F
FPM Display		OK	28 degrees C / 82 degrees F
Fans	Rear Bottom Blower	OK	Spinning at normal speed
	Rear Top Blower	OK	Spinning at normal speed
	Front Top Blower	OK	Spinning at normal speed
	Fan Tray Rear Left	OK	Spinning at normal speed
	Fan Tray Rear Right	OK	Spinning at normal speed
	Fan Tray Front Left	OK	Spinning at normal speed
	Fan Tray Front Right	OK	Spinning at normal speed
Misc	CIP	OK	

```

show chassis user@host> show chassis environment
environment (M120 Class Item Status Measurement
Router) Temp PEM 0 OK
PEM 1 OK
Routing Engine 0 OK 43 degrees C / 109 degrees F
Routing Engine 1 OK 44 degrees C / 111 degrees F
CB 0 Intake OK 33 degrees C / 91 degrees F
CB 0 Exhaust A OK 36 degrees C / 96 degrees F
CB 0 Exhaust B OK 35 degrees C / 95 degrees F
CB 1 Intake OK 34 degrees C / 93 degrees F
CB 1 Exhaust A OK 38 degrees C / 100 degrees F
CB 1 Exhaust B OK 35 degrees C / 95 degrees F
FEB 3 Intake OK 35 degrees C / 95 degrees F
FEB 3 Exhaust A OK 37 degrees C / 98 degrees F
FEB 3 Exhaust B OK 39 degrees C / 102 degrees F
FEB 4 Intake OK 33 degrees C / 91 degrees F
FEB 4 Exhaust A OK 39 degrees C / 102 degrees F
FEB 4 Exhaust B OK 36 degrees C / 96 degrees F
FPC 2 Exhaust A OK 32 degrees C / 89 degrees F
FPC 2 Exhaust B OK 31 degrees C / 87 degrees F
FPC 3 Exhaust A OK 32 degrees C / 89 degrees F
FPC 3 Exhaust B OK 33 degrees C / 91 degrees F
FPC 4 Exhaust A OK 32 degrees C / 89 degrees F
FPC 4 Exhaust B OK 30 degrees C / 86 degrees F
Fans Front Top Tray Fan 1 OK Spinning at normal speed
Front Top Tray Fan 2 OK Spinning at normal speed
Front Top Tray Fan 3 OK Spinning at normal speed
Front Top Tray Fan 4 OK Spinning at normal speed
Front Top Tray Fan 5 OK Spinning at normal speed
Front Top Tray Fan 6 OK Spinning at normal speed
Front Top Tray Fan 7 OK Spinning at normal speed
Front Top Tray Fan 8 OK Spinning at normal speed
Front Bottom Tray Fan 1 OK Spinning at normal speed
Front Bottom Tray Fan 2 OK Spinning at normal speed
Front Bottom Tray Fan 3 OK Spinning at normal speed
Front Bottom Tray Fan 4 OK Spinning at normal speed
Front Bottom Tray Fan 5 OK Spinning at normal speed
Front Bottom Tray Fan 6 OK Spinning at normal speed
Front Bottom Tray Fan 7 OK Spinning at normal speed

```

Front Bottom Tray Fan 8	OK	Spinning at normal speed
Rear Top Tray Fan 1	OK	Spinning at normal speed
Rear Top Tray Fan 2	OK	Spinning at normal speed
Rear Top Tray Fan 3	OK	Spinning at normal speed
Rear Top Tray Fan 4	OK	Spinning at normal speed
Rear Top Tray Fan 5	OK	Spinning at normal speed
Rear Top Tray Fan 6	OK	Spinning at normal speed
Rear Top Tray Fan 7	OK	Spinning at normal speed
Rear Top Tray Fan 8	OK	Spinning at normal speed
Rear Bottom Tray Fan 1	OK	Spinning at normal speed
Rear Bottom Tray Fan 2	OK	Spinning at normal speed
Rear Bottom Tray Fan 3	OK	Spinning at normal speed
Rear Bottom Tray Fan 4	OK	Spinning at normal speed
Rear Bottom Tray Fan 5	OK	Spinning at normal speed
Rear Bottom Tray Fan 6	OK	Spinning at normal speed
Rear Bottom Tray Fan 7	OK	Spinning at normal speed
Rear Bottom Tray Fan 8	OK	Spinning at normal speed

```

show chassis environment (M160 Router)
user@host> show chassis environment

```

Class	Item	Status	Measurement
Power	PEM 0	OK	PEM 1
Temp	PCG 0	OK	45 degrees C / 113 degrees F
	PCG 1	Absent	
	Routing Engine 0	OK	35 degrees C / 95 degrees F
	Routing Engine 1	Absent	
	MCS 0	OK	50 degrees C / 122 degrees F
	SFM 0 SPP	OK	47 degrees C / 116 degrees F
	SFM 0 SPR	OK	49 degrees C / 120 degrees F
	SFM 1 SPP	OK	50 degrees C / 122 degrees F
	SFM 1 SPR	OK	50 degrees C / 122 degrees F
	SFM 2 SPP	OK	51 degrees C / 123 degrees F
	SFM 2 SPR	OK	52 degrees C / 125 degrees F
	SFM 3 SPP	OK	52 degrees C / 125 degrees F
	SFM 3 SPR	OK	48 degrees C / 118 degrees F
	FPC 0	OK	45 degrees C / 113 degrees F
	FPC 6	OK	43 degrees C / 109 degrees F
	FPM CMB	OK	31 degrees C / 87 degrees F
	FPM Display	OK	33 degrees C / 91 degrees F
Fans	Rear Bottom Blower	OK	Spinning at normal speed
	Rear Top Blower	OK	Spinning at normal speed
	Front Top Blower	OK	Spinning at normal speed
	Fan Tray Rear Left	OK	Spinning at normal speed
	Fan Tray Rear Right	OK	Spinning at normal speed
	Fan Tray Front Left	OK	Spinning at normal speed
	Fan Tray Front Right	OK	Spinning at normal speed
Misc	CIP	OK	

```

show chassis environment (M320 Router)
user@host> show chassis environment

```

Class	Item	Status	Measurement
Temp	PEM 0	Absent	
	PEM 1	Absent	
	PEM 2	OK	
	PEM 3	OK	
	Routing Engine 0	OK	33 degrees C / 91 degrees F
	Routing Engine 1	OK	32 degrees C / 89 degrees F
	CB 0	OK	36 degrees C / 96 degrees F
	CB 1	OK	36 degrees C / 96 degrees F
	SIB 0	OK	38 degrees C / 100 degrees F
	SIB 1	OK	29 degrees C / 84 degrees F
	SIB 2	OK	38 degrees C / 100 degrees F

SIB 3	OK	41 degrees C / 105 degrees F
FPC 0 Intake	OK	28 degrees C / 82 degrees F
FPC 0 Exhaust	OK	40 degrees C / 104 degrees F
FPC 1 Intake	OK	29 degrees C / 84 degrees F
FPC 1 Exhaust	OK	39 degrees C / 102 degrees F
FPC 2 Intake	OK	28 degrees C / 82 degrees F
FPC 2 Exhaust	OK	38 degrees C / 100 degrees F
FPC 3 Intake	OK	28 degrees C / 82 degrees F
FPC 3 Exhaust	OK	39 degrees C / 102 degrees F
FPC 6 Intake	OK	27 degrees C / 80 degrees F
FPC 6 Exhaust	OK	39 degrees C / 102 degrees F
FPC 7 Intake	OK	27 degrees C / 80 degrees F
FPC 7 Exhaust	OK	42 degrees C / 107 degrees F
FPM GBUS	OK	30 degrees C / 86 degrees F
Fan Top Left Front fan	OK	Spinning at normal speed
Top Right Rear fan	OK	Spinning at normal speed
Top Right Front fan	OK	Spinning at normal speed
Top Left Rear fan	OK	Spinning at normal speed
Bottom Left Front fan	OK	Spinning at normal speed
Bottom Right Rear fan	OK	Spinning at normal speed
Bottom Right Front fan	OK	Spinning at normal speed
Bottom Left Rear fan	OK	Spinning at normal speed
Rear Fan 1 (TOP)	OK	Spinning at normal speed
Rear Fan 2	OK	Spinning at normal speed
Rear Fan 3	OK	Spinning at normal speed
Rear Fan 4	OK	Spinning at normal speed
Rear Fan 5	OK	Spinning at normal speed
Rear Fan 6	OK	Spinning at normal speed
Rear Fan 7 (Bottom)	OK	Spinning at normal speed
Misc CIP	OK	

```

show chassis environment (MX240 Router)
user@host> show chassis environment

```

Class	Item	Status	Measurement
Temp	PEM 0	OK	40 degrees C / 104 degrees F
	PEM 1	OK	45 degrees C / 113 degrees F
	PEM 2	Absent	
	PEM 3	Absent	
	Routing Engine 0	OK	39 degrees C / 102 degrees F
	Routing Engine 1	OK	37 degrees C / 98 degrees F
	CB 0 Intake	OK	36 degrees C / 96 degrees F
	CB 0 Exhaust A	OK	34 degrees C / 93 degrees F
	CB 0 Exhaust B	OK	38 degrees C / 100 degrees F
	CB 0 ACBC	OK	37 degrees C / 98 degrees F
	CB 0 SF A	OK	49 degrees C / 120 degrees F
	CB 0 SF B	OK	41 degrees C / 105 degrees F
	CB 1 Intake	OK	37 degrees C / 98 degrees F
	CB 1 Exhaust A	OK	34 degrees C / 93 degrees F
	CB 1 Exhaust B	OK	39 degrees C / 102 degrees F
	CB 1 ACBC	OK	38 degrees C / 100 degrees F
	CB 1 SF A	OK	47 degrees C / 116 degrees F
	CB 1 SF B	OK	41 degrees C / 105 degrees F
	FPC 1 Intake	OK	33 degrees C / 91 degrees F
	FPC 1 Exhaust A	OK	38 degrees C / 100 degrees F
	FPC 1 Exhaust B	OK	53 degrees C / 127 degrees F
	FPC 1 I3 0 TSensor	OK	50 degrees C / 122 degrees F
	FPC 1 I3 0 Chip	OK	53 degrees C / 127 degrees F
	FPC 1 I3 1 TSensor	OK	49 degrees C / 120 degrees F
	FPC 1 I3 1 Chip	OK	52 degrees C / 125 degrees F
	FPC 1 I3 2 TSensor	OK	47 degrees C / 116 degrees F
	FPC 1 I3 2 Chip	OK	49 degrees C / 120 degrees F

FPC 1 I3 3 TSensor	OK	44 degrees C / 111 degrees F
FPC 1 I3 3 Chip	OK	46 degrees C / 114 degrees F
FPC 1 IA 0 TSensor	OK	45 degrees C / 113 degrees F
FPC 1 IA 0 Chip	OK	44 degrees C / 111 degrees F
FPC 1 IA 1 TSensor	OK	44 degrees C / 111 degrees F
FPC 1 IA 1 Chip	OK	48 degrees C / 118 degrees F
FPC 2 Intake	OK	32 degrees C / 89 degrees F
FPC 2 Exhaust A	OK	40 degrees C / 104 degrees F
FPC 2 Exhaust B	OK	52 degrees C / 125 degrees F
FPC 2 I3 0 TSensor	OK	52 degrees C / 125 degrees F
FPC 2 I3 0 Chip	OK	56 degrees C / 132 degrees F
FPC 2 I3 1 TSensor	OK	52 degrees C / 125 degrees F
FPC 2 I3 1 Chip	OK	55 degrees C / 131 degrees F
FPC 2 I3 2 TSensor	OK	49 degrees C / 120 degrees F
FPC 2 I3 2 Chip	OK	52 degrees C / 125 degrees F
FPC 2 I3 3 TSensor	OK	44 degrees C / 111 degrees F
FPC 2 I3 3 Chip	OK	48 degrees C / 118 degrees F
FPC 2 IA 0 TSensor	OK	50 degrees C / 122 degrees F
FPC 2 IA 0 Chip	OK	48 degrees C / 118 degrees F
FPC 2 IA 1 TSensor	OK	47 degrees C / 116 degrees F
FPC 2 IA 1 Chip	OK	53 degrees C / 127 degrees F
Fans Front Fan	OK	Spinning at normal speed
Middle Fan	OK	Spinning at normal speed
Rear Fan	OK	Spinning at normal speed

**show chassis
environment (MX240
Router with Enhanced
MX SCB)**

user@host> show chassis environment

Class	Item	Status	Measurement
Temp	PEM 0	OK	40 degrees C / 104 degrees F
	PEM 1	OK	45 degrees C / 113 degrees F
	PEM 2	Absent	
	PEM 3	Absent	
	Routing Engine 0	OK	39 degrees C / 102 degrees F
	Routing Engine 1	OK	37 degrees C / 98 degrees F
	CB 0 Intake	OK	36 degrees C / 96 degrees F
	CB 0 Exhaust A	OK	34 degrees C / 93 degrees F
	CB 0 Exhaust B	OK	38 degrees C / 100 degrees F
	CB 0 ACBC	OK	37 degrees C / 98 degrees F
	CB 0 XF A	OK	49 degrees C / 120 degrees F
	CB 0 XF B	OK	41 degrees C / 105 degrees F
	CB 1 Intake	OK	37 degrees C / 98 degrees F
	CB 1 Exhaust A	OK	34 degrees C / 93 degrees F
	CB 1 Exhaust B	OK	39 degrees C / 102 degrees F
	CB 1 ACBC	OK	38 degrees C / 100 degrees F
	CB 1 XF A	OK	47 degrees C / 116 degrees F
	CB 1 XF B	OK	41 degrees C / 105 degrees F
	FPC 1 Intake	OK	33 degrees C / 91 degrees F
	FPC 1 Exhaust A	OK	38 degrees C / 100 degrees F
	FPC 1 Exhaust B	OK	53 degrees C / 127 degrees F
	FPC 1 I3 0 TSensor	OK	50 degrees C / 122 degrees F
	FPC 1 I3 0 Chip	OK	53 degrees C / 127 degrees F
	FPC 1 I3 1 TSensor	OK	49 degrees C / 120 degrees F
	FPC 1 I3 1 Chip	OK	52 degrees C / 125 degrees F
	FPC 1 I3 2 TSensor	OK	47 degrees C / 116 degrees F
	FPC 1 I3 2 Chip	OK	49 degrees C / 120 degrees F
	FPC 1 I3 3 TSensor	OK	44 degrees C / 111 degrees F
	FPC 1 I3 3 Chip	OK	46 degrees C / 114 degrees F
	FPC 1 IA 0 TSensor	OK	45 degrees C / 113 degrees F
	FPC 1 IA 0 Chip	OK	44 degrees C / 111 degrees F
	FPC 1 IA 1 TSensor	OK	44 degrees C / 111 degrees F
	FPC 1 IA 1 Chip	OK	48 degrees C / 118 degrees F
	FPC 2 Intake	OK	32 degrees C / 89 degrees F

FPC 2 Exhaust A	OK	40 degrees C / 104 degrees F
FPC 2 Exhaust B	OK	52 degrees C / 125 degrees F
FPC 2 I3 0 TSensor	OK	52 degrees C / 125 degrees F
FPC 2 I3 0 Chip	OK	56 degrees C / 132 degrees F
FPC 2 I3 1 TSensor	OK	52 degrees C / 125 degrees F
FPC 2 I3 1 Chip	OK	55 degrees C / 131 degrees F
FPC 2 I3 2 TSensor	OK	49 degrees C / 120 degrees F
FPC 2 I3 2 Chip	OK	52 degrees C / 125 degrees F
FPC 2 I3 3 TSensor	OK	44 degrees C / 111 degrees F
FPC 2 I3 3 Chip	OK	48 degrees C / 118 degrees F
FPC 2 IA 0 TSensor	OK	50 degrees C / 122 degrees F
FPC 2 IA 0 Chip	OK	48 degrees C / 118 degrees F
FPC 2 IA 1 TSensor	OK	47 degrees C / 116 degrees F
FPC 2 IA 1 Chip	OK	53 degrees C / 127 degrees F
Fans Front Fan	OK	Spinning at normal speed
Middle Fan	OK	Spinning at normal speed
Rear Fan	OK	Spinning at normal speed

```

show chassis environment (MX480 Router)
user@host> show chassis environment

```

Class	Item	Status	Measurement
Temp	PEM 0	OK	35 degrees C / 95 degrees F
	PEM 1	OK	40 degrees C / 104 degrees F
	PEM 2	Absent	
	PEM 3	Absent	
	Routing Engine 0	OK	44 degrees C / 111 degrees F
	Routing Engine 1	OK	45 degrees C / 113 degrees F
	CB 0 Intake	OK	36 degrees C / 96 degrees F
	CB 0 Exhaust A	OK	38 degrees C / 100 degrees F
	CB 0 Exhaust B	OK	39 degrees C / 102 degrees F
	CB 0 ACBC	OK	37 degrees C / 98 degrees F
	CB 0 SF A	OK	51 degrees C / 123 degrees F
	CB 0 SF B	OK	44 degrees C / 111 degrees F
	CB 1 Intake	OK	36 degrees C / 96 degrees F
	CB 1 Exhaust A	OK	39 degrees C / 102 degrees F
	CB 1 Exhaust B	OK	40 degrees C / 104 degrees F
	CB 1 ACBC	OK	37 degrees C / 98 degrees F
	CB 1 SF A	OK	50 degrees C / 122 degrees F
	CB 1 SF B	OK	43 degrees C / 109 degrees F
	FPC 0 Intake	OK	36 degrees C / 96 degrees F
	FPC 0 Exhaust A	OK	39 degrees C / 102 degrees F
	FPC 0 Exhaust B	OK	51 degrees C / 123 degrees F
	FPC 0 I3 0 TSensor	OK	49 degrees C / 120 degrees F
	FPC 0 I3 0 Chip	OK	56 degrees C / 132 degrees F
	FPC 0 I3 1 TSensor	OK	47 degrees C / 116 degrees F
	FPC 0 I3 1 Chip	OK	52 degrees C / 125 degrees F
	FPC 0 I3 2 TSensor	OK	46 degrees C / 114 degrees F
	FPC 0 I3 2 Chip	OK	48 degrees C / 118 degrees F
	FPC 0 I3 3 TSensor	OK	42 degrees C / 107 degrees F
	FPC 0 I3 3 Chip	OK	45 degrees C / 113 degrees F
	FPC 0 IA 0 TSensor	OK	45 degrees C / 113 degrees F
	FPC 0 IA 0 Chip	OK	45 degrees C / 113 degrees F
	FPC 0 IA 1 TSensor	OK	44 degrees C / 111 degrees F
	FPC 0 IA 1 Chip	OK	48 degrees C / 118 degrees F
	FPC 1 Intake	OK	37 degrees C / 98 degrees F
	FPC 1 Exhaust A	OK	41 degrees C / 105 degrees F
	FPC 1 Exhaust B	OK	52 degrees C / 125 degrees F
	FPC 1 I3 0 TSensor	OK	51 degrees C / 123 degrees F
	FPC 1 I3 0 Chip	OK	57 degrees C / 134 degrees F
	FPC 1 I3 1 TSensor	OK	48 degrees C / 118 degrees F
	FPC 1 I3 1 Chip	OK	52 degrees C / 125 degrees F
	FPC 1 I3 2 TSensor	OK	46 degrees C / 114 degrees F

	FPC 1 I3 2 Chip	OK	50 degrees C / 122 degrees F
	FPC 1 I3 3 TSensor	OK	42 degrees C / 107 degrees F
	FPC 1 I3 3 Chip	OK	46 degrees C / 114 degrees F
	FPC 1 IA 0 TSensor	OK	49 degrees C / 120 degrees F
	FPC 1 IA 0 Chip	OK	48 degrees C / 118 degrees F
	FPC 1 IA 1 TSensor	OK	46 degrees C / 114 degrees F
	FPC 1 IA 1 Chip	OK	50 degrees C / 122 degrees F
Fans	Top Rear Fan	OK	Spinning at normal speed
	Bottom Rear Fan	OK	Spinning at normal speed
	Top Middle Fan	OK	Spinning at normal speed
	Bottom Middle Fan	OK	Spinning at normal speed
	Top Front Fan	OK	Spinning at normal speed
	Bottom Front Fan	OK	Spinning at normal speed

**show chassis
environment (MX480
Router with Enhanced
MX SCB)**

user@host> show chassis environment

Class	Item	Status	Measurement
Temp	PEM 0	OK	35 degrees C / 95 degrees F
	PEM 1	OK	40 degrees C / 104 degrees F
	PEM 2	Absent	
	PEM 3	Absent	
	Routing Engine 0	OK	44 degrees C / 111 degrees F
	Routing Engine 1	OK	45 degrees C / 113 degrees F
	CB 0 Intake	OK	36 degrees C / 96 degrees F
	CB 0 Exhaust A	OK	38 degrees C / 100 degrees F
	CB 0 Exhaust B	OK	39 degrees C / 102 degrees F
	CB 0 ACBC	OK	37 degrees C / 98 degrees F
	CB 0 XF A	OK	51 degrees C / 123 degrees F
	CB 0 XF B	OK	44 degrees C / 111 degrees F
	CB 1 Intake	OK	36 degrees C / 96 degrees F
	CB 1 Exhaust A	OK	39 degrees C / 102 degrees F
	CB 1 Exhaust B	OK	40 degrees C / 104 degrees F
	CB 1 ACBC	OK	37 degrees C / 98 degrees F
	CB 1 XF A	OK	50 degrees C / 122 degrees F
	CB 1 XF B	OK	43 degrees C / 109 degrees F
	FPC 0 Intake	OK	36 degrees C / 96 degrees F
	FPC 0 Exhaust A	OK	39 degrees C / 102 degrees F
	FPC 0 Exhaust B	OK	51 degrees C / 123 degrees F
	FPC 0 I3 0 TSensor	OK	49 degrees C / 120 degrees F
	FPC 0 I3 0 Chip	OK	56 degrees C / 132 degrees F
	FPC 0 I3 1 TSensor	OK	47 degrees C / 116 degrees F
	FPC 0 I3 1 Chip	OK	52 degrees C / 125 degrees F
	FPC 0 I3 2 TSensor	OK	46 degrees C / 114 degrees F
	FPC 0 I3 2 Chip	OK	48 degrees C / 118 degrees F
	FPC 0 I3 3 TSensor	OK	42 degrees C / 107 degrees F
	FPC 0 I3 3 Chip	OK	45 degrees C / 113 degrees F
	FPC 0 IA 0 TSensor	OK	45 degrees C / 113 degrees F
	FPC 0 IA 0 Chip	OK	45 degrees C / 113 degrees F
	FPC 0 IA 1 TSensor	OK	44 degrees C / 111 degrees F
	FPC 0 IA 1 Chip	OK	48 degrees C / 118 degrees F
	FPC 1 Intake	OK	37 degrees C / 98 degrees F
	FPC 1 Exhaust A	OK	41 degrees C / 105 degrees F
	FPC 1 Exhaust B	OK	52 degrees C / 125 degrees F
	FPC 1 I3 0 TSensor	OK	51 degrees C / 123 degrees F
	FPC 1 I3 0 Chip	OK	57 degrees C / 134 degrees F
	FPC 1 I3 1 TSensor	OK	48 degrees C / 118 degrees F
	FPC 1 I3 1 Chip	OK	52 degrees C / 125 degrees F
	FPC 1 I3 2 TSensor	OK	46 degrees C / 114 degrees F
	FPC 1 I3 2 Chip	OK	50 degrees C / 122 degrees F
	FPC 1 I3 3 TSensor	OK	42 degrees C / 107 degrees F
	FPC 1 I3 3 Chip	OK	46 degrees C / 114 degrees F
	FPC 1 IA 0 TSensor	OK	49 degrees C / 120 degrees F

	FPC 1 IA 0 Chip	OK	48 degrees C / 118 degrees F
	FPC 1 IA 1 TSensor	OK	46 degrees C / 114 degrees F
	FPC 1 IA 1 Chip	OK	50 degrees C / 122 degrees F
Fans	Top Rear Fan	OK	Spinning at normal speed
	Bottom Rear Fan	OK	Spinning at normal speed
	Top Middle Fan	OK	Spinning at normal speed
	Bottom Middle Fan	OK	Spinning at normal speed
	Top Front Fan	OK	Spinning at normal speed
	Bottom Front Fan	OK	Spinning at normal speed

```

show chassis environment (MX960 Router) user@host> show chassis environment

```

Class	Item	Status	Measurement
Temp	PEM 0	Absent	
	PEM 1	Absent	
	PEM 2	Check	
	PEM 3	OK	35 degrees C / 95 degrees F
	Routing Engine 0	OK	37 degrees C / 98 degrees F
	Routing Engine 1	Absent	
	CB 0 Intake	OK	24 degrees C / 75 degrees F
	CB 0 Exhaust A	OK	30 degrees C / 86 degrees F
	CB 0 Exhaust B	OK	27 degrees C / 80 degrees F
	CB 1 Intake	Absent	
	CB 1 Exhaust A	Absent	
	CB 1 Exhaust B	Absent	
	CB 1 ACBC	Absent	
	CB 1 SF A	Absent	
	CB 1 SF B	Absent	
	CB 2 Intake	Absent	
	CB 2 Exhaust A	Absent	
	CB 2 Exhaust B	Absent	
	CB 2 ACBC	Absent	
	CB 2 SF A	Absent	
	CB 2 SF B	Absent	
	FPC 4 Intake	OK	24 degrees C / 75 degrees F
	FPC 4 Exhaust A	OK	36 degrees C / 96 degrees F
	FPC 4 Exhaust B	OK	38 degrees C / 100 degrees F
	FPC 7 Intake	OK	24 degrees C / 75 degrees F
	FPC 7 Exhaust A	OK	36 degrees C / 96 degrees F
	FPC 7 Exhaust B	OK	42 degrees C / 107 degrees F
Fans	Top Fan Tray Temp	Failed	
	Top Tray Fan 1	OK	Spinning at normal speed
	Top Tray Fan 2	OK	Spinning at normal speed
	Top Tray Fan 3	OK	Spinning at normal speed
	Top Tray Fan 4	OK	Spinning at normal speed
	Top Tray Fan 5	OK	Spinning at normal speed
	Top Tray Fan 6	OK	Spinning at normal speed
	Bottom Fan Tray Temp	Failed	
	Bottom Tray Fan 1	OK	Spinning at normal speed
	Bottom Tray Fan 2	OK	Spinning at normal speed
	Bottom Tray Fan 3	OK	Spinning at normal speed
	Bottom Tray Fan 4	OK	Spinning at normal speed
	Bottom Tray Fan 5	OK	Spinning at normal speed
	Bottom Tray Fan 6	OK	Spinning at normal speed

```

show chassis environment (MX960 Router with Enhanced MX SCB) user@host> show chassis environment

```

Class	Item	Status	Measurement
Temp	PEM 0	Absent	
	PEM 1	OK	50 degrees C / 122 degrees F
	PEM 2	OK	50 degrees C / 122 degrees F
	PEM 3	OK	50 degrees C / 122 degrees F
	Routing Engine 0	OK	42 degrees C / 107 degrees F

Routing Engine 0 CPU	OK	51 degrees C / 123 degrees F
Routing Engine 1	OK	39 degrees C / 102 degrees F
Routing Engine 1 CPU	OK	44 degrees C / 111 degrees F
CB 0 Intake	OK	35 degrees C / 95 degrees F
CB 0 Exhaust A	OK	36 degrees C / 96 degrees F
CB 0 Exhaust B	OK	43 degrees C / 109 degrees F
CB 0 ACBC	OK	38 degrees C / 100 degrees F
CB 0 XF A	OK	53 degrees C / 127 degrees F
CB 0 XF B	OK	47 degrees C / 116 degrees F
CB 1 Intake	OK	35 degrees C / 95 degrees F
CB 1 Exhaust A	OK	35 degrees C / 95 degrees F
CB 1 Exhaust B	OK	41 degrees C / 105 degrees F
CB 1 ACBC	OK	38 degrees C / 100 degrees F
CB 1 XF A	OK	52 degrees C / 125 degrees F
CB 1 XF B	OK	47 degrees C / 116 degrees F
CB 2 Intake	OK	32 degrees C / 89 degrees F
CB 2 Exhaust A	OK	30 degrees C / 86 degrees F
CB 2 Exhaust B	OK	35 degrees C / 95 degrees F
CB 2 ACBC	OK	33 degrees C / 91 degrees F
CB 2 XF A	OK	51 degrees C / 123 degrees F
CB 2 XF B	OK	50 degrees C / 122 degrees F
FPC 0 Intake	OK	35 degrees C / 95 degrees F
FPC 0 Exhaust A	OK	39 degrees C / 102 degrees F
FPC 0 Exhaust B	OK	50 degrees C / 122 degrees F
FPC 0 I3 0 TSensor	OK	50 degrees C / 122 degrees F
FPC 0 I3 0 Chip	OK	56 degrees C / 132 degrees F
FPC 0 I3 1 TSensor	OK	47 degrees C / 116 degrees F
FPC 0 I3 1 Chip	OK	50 degrees C / 122 degrees F
FPC 0 I3 2 TSensor	OK	45 degrees C / 113 degrees F
FPC 0 I3 2 Chip	OK	48 degrees C / 118 degrees F
FPC 0 I3 3 TSensor	OK	41 degrees C / 105 degrees F
FPC 0 I3 3 Chip	OK	44 degrees C / 111 degrees F
FPC 0 IA 0 TSensor	OK	45 degrees C / 113 degrees F
FPC 0 IA 0 Chip	OK	45 degrees C / 113 degrees F
FPC 0 IA 1 TSensor	OK	44 degrees C / 111 degrees F
FPC 0 IA 1 Chip	OK	48 degrees C / 118 degrees F
FPC 1 Intake	OK	36 degrees C / 96 degrees F
FPC 1 Exhaust A	OK	47 degrees C / 116 degrees F
FPC 1 Exhaust B	OK	43 degrees C / 109 degrees F
FPC 1 LU 0 TCAM TSensor	OK	53 degrees C / 127 degrees F
FPC 1 LU 0 TCAM Chip	OK	57 degrees C / 134 degrees F
FPC 1 LU 0 TSensor	OK	53 degrees C / 127 degrees F
FPC 1 LU 0 Chip	OK	60 degrees C / 140 degrees F
FPC 1 MQ 0 TSensor	OK	53 degrees C / 127 degrees F
FPC 1 MQ 0 Chip	OK	56 degrees C / 132 degrees F
FPC 1 LU 1 TCAM TSensor	OK	51 degrees C / 123 degrees F
FPC 1 LU 1 TCAM Chip	OK	52 degrees C / 125 degrees F
FPC 1 LU 1 TSensor	OK	51 degrees C / 123 degrees F
FPC 1 LU 1 Chip	OK	53 degrees C / 127 degrees F
FPC 1 MQ 1 TSensor	OK	51 degrees C / 123 degrees F
FPC 1 MQ 1 Chip	OK	58 degrees C / 136 degrees F
FPC 2 Intake	OK	35 degrees C / 95 degrees F
FPC 2 Exhaust A	OK	39 degrees C / 102 degrees F
FPC 2 Exhaust B	OK	54 degrees C / 129 degrees F
FPC 2 I3 0 TSensor	OK	52 degrees C / 125 degrees F
FPC 2 I3 0 Chip	OK	59 degrees C / 138 degrees F
FPC 2 I3 1 TSensor	OK	48 degrees C / 118 degrees F
FPC 2 I3 1 Chip	OK	52 degrees C / 125 degrees F
FPC 2 I3 2 TSensor	OK	47 degrees C / 116 degrees F
FPC 2 I3 2 Chip	OK	49 degrees C / 120 degrees F
FPC 2 I3 3 TSensor	OK	41 degrees C / 105 degrees F

FPC 2 I3 3 Chip	OK	44 degrees C / 111 degrees F
FPC 2 IA 0 TSensor	OK	47 degrees C / 116 degrees F
FPC 2 IA 0 Chip	OK	46 degrees C / 114 degrees F
FPC 2 IA 1 TSensor	OK	45 degrees C / 113 degrees F
FPC 2 IA 1 Chip	OK	49 degrees C / 120 degrees F
FPC 3 Intake	OK	34 degrees C / 93 degrees F
FPC 3 Exhaust A	OK	34 degrees C / 93 degrees F
FPC 3 Exhaust B	OK	47 degrees C / 116 degrees F
FPC 3 I3 0 TSensor	OK	48 degrees C / 118 degrees F
FPC 3 I3 0 Chip	OK	52 degrees C / 125 degrees F
FPC 3 I3 1 TSensor	OK	46 degrees C / 114 degrees F
FPC 3 I3 1 Chip	OK	48 degrees C / 118 degrees F
FPC 3 IA 0 TSensor	OK	41 degrees C / 105 degrees F
FPC 3 IA 0 Chip	OK	40 degrees C / 104 degrees F
FPC 5 Intake	OK	42 degrees C / 107 degrees F
FPC 5 Exhaust A	OK	42 degrees C / 107 degrees F
FPC 5 Exhaust B	OK	53 degrees C / 127 degrees F
FPC 5 LU 0 TSensor	OK	53 degrees C / 127 degrees F
FPC 5 LU 0 Chip	OK	54 degrees C / 129 degrees F
FPC 5 LU 1 TSensor	OK	53 degrees C / 127 degrees F
FPC 5 LU 1 Chip	OK	61 degrees C / 141 degrees F
FPC 5 LU 2 TSensor	OK	53 degrees C / 127 degrees F
FPC 5 LU 2 Chip	OK	51 degrees C / 123 degrees F
FPC 5 LU 3 TSensor	OK	53 degrees C / 127 degrees F
FPC 5 LU 3 Chip	OK	53 degrees C / 127 degrees F
FPC 5 MQ 0 TSensor	OK	47 degrees C / 116 degrees F
FPC 5 MQ 0 Chip	OK	52 degrees C / 125 degrees F
FPC 5 MQ 1 TSensor	OK	47 degrees C / 116 degrees F
FPC 5 MQ 1 Chip	OK	52 degrees C / 125 degrees F
FPC 5 MQ 2 TSensor	OK	47 degrees C / 116 degrees F
FPC 5 MQ 2 Chip	OK	46 degrees C / 114 degrees F
FPC 5 MQ 3 TSensor	OK	47 degrees C / 116 degrees F
FPC 5 MQ 3 Chip	OK	45 degrees C / 113 degrees F
FPC 7 Intake	OK	36 degrees C / 96 degrees F
FPC 7 Exhaust A	OK	35 degrees C / 95 degrees F
FPC 7 Exhaust B	OK	33 degrees C / 91 degrees F
FPC 7 QX 0 TSensor	OK	42 degrees C / 107 degrees F
FPC 7 QX 0 Chip	OK	47 degrees C / 116 degrees F
FPC 7 LU 0 TCAM TSensor	OK	42 degrees C / 107 degrees F
FPC 7 LU 0 TCAM Chip	OK	44 degrees C / 111 degrees F
FPC 7 LU 0 TSensor	OK	42 degrees C / 107 degrees F
FPC 7 LU 0 Chip	OK	46 degrees C / 114 degrees F
FPC 7 MQ 0 TSensor	OK	42 degrees C / 107 degrees F
FPC 7 MQ 0 Chip	OK	45 degrees C / 113 degrees F
FPC 8 Intake	OK	33 degrees C / 91 degrees F
FPC 8 Exhaust A	OK	33 degrees C / 91 degrees F
FPC 8 Exhaust B	OK	36 degrees C / 96 degrees F
FPC 8 I3 0 TSensor	OK	38 degrees C / 100 degrees F
FPC 8 I3 0 Chip	OK	43 degrees C / 109 degrees F
FPC 8 BDS 0 TSensor	OK	37 degrees C / 98 degrees F
FPC 8 BDS 0 Chip	OK	36 degrees C / 96 degrees F
FPC 8 IA 0 TSensor	OK	37 degrees C / 98 degrees F
FPC 8 IA 0 Chip	OK	37 degrees C / 98 degrees F
FPC 10 Intake	OK	38 degrees C / 100 degrees F
FPC 10 Exhaust A	OK	36 degrees C / 96 degrees F
FPC 10 Exhaust B	OK	41 degrees C / 105 degrees F
FPC 10 I3 0 TSensor	OK	40 degrees C / 104 degrees F
FPC 10 I3 0 Chip	OK	42 degrees C / 107 degrees F
FPC 10 I3 1 TSensor	OK	40 degrees C / 104 degrees F
FPC 10 I3 1 Chip	OK	44 degrees C / 111 degrees F
FPC 10 I3 2 TSensor	OK	42 degrees C / 107 degrees F

	FPC 10 I3 2 Chip	OK	43 degrees C / 109 degrees F
	FPC 10 I3 3 TSensor	OK	39 degrees C / 102 degrees F
	FPC 10 I3 3 Chip	OK	44 degrees C / 111 degrees F
	FPC 10 IA 0 TSensor	OK	36 degrees C / 96 degrees F
	FPC 10 IA 0 Chip	OK	36 degrees C / 96 degrees F
	FPC 10 IA 1 TSensor	OK	43 degrees C / 109 degrees F
	FPC 10 IA 1 Chip	OK	42 degrees C / 107 degrees F
Fans	Top Fan Tray Temp	OK	37 degrees C / 98 degrees F
	Top Tray Fan 1	OK	Spinning at normal speed
	Top Tray Fan 2	OK	Spinning at normal speed
	Top Tray Fan 3	OK	Spinning at normal speed
	Top Tray Fan 4	OK	Spinning at normal speed
	Top Tray Fan 5	OK	Spinning at normal speed
	Top Tray Fan 6	OK	Spinning at normal speed
	Bottom Fan Tray Temp	OK	28 degrees C / 82 degrees F
	Bottom Tray Fan 1	OK	Spinning at normal speed
	Bottom Tray Fan 2	OK	Spinning at normal speed
	Bottom Tray Fan 3	OK	Spinning at normal speed
	Bottom Tray Fan 4	OK	Spinning at normal speed
	Bottom Tray Fan 5	OK	Spinning at normal speed
	Bottom Tray Fan 6	OK	Spinning at normal speed

show chassis environment (T320 Router) user@host> **show chassis environment**

Class	Item	Status	Measurement
Power	PEM 0	OK	
	PEM 1	Absent	
Temp	SCG 0	OK	28 degrees C / 82 degrees F
	SCG 1	OK	28 degrees C / 82 degrees F
	Routing Engine 0	OK	31 degrees C / 87 degrees F
	Routing Engine 1	OK	30 degrees C / 86 degrees F
	CB 0	OK	32 degrees C / 89 degrees F
	CB 1	OK	32 degrees C / 89 degrees F
	SIB 0	OK	33 degrees C / 91 degrees F
	SIB 1	OK	33 degrees C / 91 degrees F
	SIB 2	OK	34 degrees C / 93 degrees F
	FPC 0 Top	OK	38 degrees C / 100 degrees F
	FPC 0 Bottom	OK	32 degrees C / 89 degrees F
	FPC 1 Top	OK	38 degrees C / 100 degrees F
	FPC 1 Bottom	OK	33 degrees C / 91 degrees F
	FPC 2 Top	OK	36 degrees C / 96 degrees F
	FPC 2 Bottom	OK	31 degrees C / 87 degrees F
	FPM GBUS	OK	26 degrees C / 78 degrees F
	FPM Display	OK	29 degrees C / 84 degrees F
Fans	Top Left Front fan	OK	Spinning at normal speed
	Top Left Middle fan	OK	Spinning at normal speed
	Top Left Rear fan	OK	Spinning at normal speed
	Top Right Front fan	OK	Spinning at normal speed
	Top Right Middle fan	OK	Spinning at normal speed
	Top Right Rear fan	OK	Spinning at normal speed
	Bottom Left Front fan	OK	Spinning at normal speed
	Bottom Left Middle fan	OK	Spinning at normal speed
	Bottom Left Rear fan	OK	Spinning at normal speed
	Bottom Right Front fan	OK	Spinning at normal speed
	Bottom Right Middle fan	OK	Spinning at normal speed
	Bottom Right Rear fan	OK	Spinning at normal speed
	Rear Tray Top fan	OK	Spinning at normal speed
	Rear Tray Second fan	OK	Spinning at normal speed
	Rear Tray Middle fan	OK	Spinning at normal speed
	Rear Tray Fourth fan	OK	Spinning at normal speed
	Rear Tray Bottom fan	OK	Spinning at normal speed
Misc	CIP	OK	

```

SPMB 0          OK
SPMB 1          OK

```

```

show chassis user@host> show chassis environment
environment (T640 Router)

```

Class	Item	Status	Measurement
Temp	PEM 0	Absent	
	PEM 1	OK	22 degrees C / 71 degrees F
	SCG 0	OK	30 degrees C / 86 degrees F
	SCG 1	OK	30 degrees C / 86 degrees F
	Routing Engine 0	Present	
	Routing Engine 1	OK	27 degrees C / 80 degrees F
	CB 0	Present	
	CB 1	OK	33 degrees C / 91 degrees F
	SIB 0	Absent	
	SIB 1	Absent	
	SIB 2	Absent	
	SIB 3	Absent	
	SIB 4	Absent	
	FPC 4 Top	Testing	
	FPC 4 Bottom	Testing	
	FPC 5 Top	Testing	
	FPC 5 Bottom	Testing	
	FPC 6 Top	Testing	
	FPC 6 Bottom	Testing	
	FPM GBUS	OK	23 degrees C / 73 degrees F
	FPM Display	Absent	
	Fans		
	Top Left Front fan	OK	Spinning at normal speed
	Top Left Middle fan	OK	Spinning at normal speed
	Top Left Rear fan	OK	Spinning at normal speed
	Top Right Front fan	OK	Spinning at normal speed
	Top Right Middle fan	OK	Spinning at normal speed
	Top Right Rear fan	OK	Spinning at normal speed
	Bottom Left Front fan	OK	Spinning at normal speed
	Bottom Left Middle fan	OK	Spinning at normal speed
	Bottom Left Rear fan	OK	Spinning at normal speed
	Bottom Right Front fan	OK	Spinning at normal speed
	Bottom Right Middle fan	OK	Spinning at normal speed
	Bottom Right Rear fan	OK	Spinning at normal speed
	Fourth Blower from top	OK	Spinning at normal speed
	Bottom Blower	OK	Spinning at normal speed
	Middle Blower	OK	Spinning at normal speed
	Top Blower	OK	Spinning at normal speed
	Second Blower from top	OK	Spinning at normal speed
Misc	CIP	OK	
	SPMB 0	OK	
	SPMB 1	OK	

```

show chassis user@host> show chassis environment
environment (T4000 Router)

```

Class	Item	Status	Measurement
Temp	PEM 0	OK	33 degrees C / 91 degrees F
	PEM 1	Absent	
	SCG 0	OK	33 degrees C / 91 degrees F
	SCG 1	OK	33 degrees C / 91 degrees F
	Routing Engine 0	OK	33 degrees C / 91 degrees F
	Routing Engine 0 CPU	OK	50 degrees C / 122 degrees F
	Routing Engine 1	OK	32 degrees C / 89 degrees F
	Routing Engine 1 CPU	OK	46 degrees C / 114 degrees F
	CB 0	OK	32 degrees C / 89 degrees F
	CB 1	OK	33 degrees C / 91 degrees F

SIB 0	OK	42 degrees C / 107 degrees F
SIB 1	OK	42 degrees C / 107 degrees F
SIB 2	OK	42 degrees C / 107 degrees F
SIB 3	OK	43 degrees C / 109 degrees F
SIB 4	OK	45 degrees C / 113 degrees F
FPC 0 Fan Intake	OK	34 degrees C / 93 degrees F
FPC 0 Fan Exhaust	OK	48 degrees C / 118 degrees F
FPC 0 PMB	OK	47 degrees C / 116 degrees F
FPC 0 LMB0	OK	50 degrees C / 122 degrees F
FPC 0 LMB1	OK	41 degrees C / 105 degrees F
FPC 0 LMB2	OK	35 degrees C / 95 degrees F
FPC 0 PFE1 LU2	OK	46 degrees C / 114 degrees F
FPC 0 PFE1 LU0	OK	41 degrees C / 105 degrees F
FPC 0 PFE0 LU0	OK	57 degrees C / 134 degrees F
FPC 0 XF1	OK	46 degrees C / 114 degrees F
FPC 0 XF0	OK	52 degrees C / 125 degrees F
FPC 0 XM1	OK	41 degrees C / 105 degrees F
FPC 0 XM0	OK	50 degrees C / 122 degrees F
FPC 0 PFE0 LU1	OK	56 degrees C / 132 degrees F
FPC 0 PFE0 LU2	OK	45 degrees C / 113 degrees F
FPC 0 PFE1 LU1	OK	37 degrees C / 98 degrees F
FPC 3 Fan Intake	OK	36 degrees C / 96 degrees F
FPC 3 Fan Exhaust	OK	51 degrees C / 123 degrees F
FPC 3 PMB	OK	43 degrees C / 109 degrees F
FPC 3 LMB0	OK	57 degrees C / 134 degrees F
FPC 3 LMB1	OK	54 degrees C / 129 degrees F
FPC 3 LMB2	OK	38 degrees C / 100 degrees F
FPC 3 PFE1 LU2	OK	63 degrees C / 145 degrees F
FPC 3 PFE1 LU0	OK	45 degrees C / 113 degrees F
FPC 3 PFE0 LU0	OK	69 degrees C / 156 degrees F
FPC 3 XF1	OK	62 degrees C / 143 degrees F
FPC 3 XF0	OK	63 degrees C / 145 degrees F
FPC 3 XM1	OK	43 degrees C / 109 degrees F
FPC 3 XM0	OK	67 degrees C / 152 degrees F
FPC 3 PFE0 LU1	OK	63 degrees C / 145 degrees F
FPC 3 PFE0 LU2	OK	66 degrees C / 150 degrees F
FPC 3 PFE1 LU1	OK	41 degrees C / 105 degrees F
FPC 5 Top	OK	39 degrees C / 102 degrees F
FPC 5 Bottom	OK	38 degrees C / 100 degrees F
FPC 6 Fan Intake	OK	33 degrees C / 91 degrees F
FPC 6 Fan Exhaust	OK	49 degrees C / 120 degrees F
FPC 6 PMB	OK	40 degrees C / 104 degrees F
FPC 6 LMB0	OK	60 degrees C / 140 degrees F
FPC 6 LMB1	OK	58 degrees C / 136 degrees F
FPC 6 LMB2	OK	40 degrees C / 104 degrees F
FPC 6 PFE1 LU2	OK	69 degrees C / 156 degrees F
FPC 6 PFE1 LU0	OK	45 degrees C / 113 degrees F
FPC 6 PFE0 LU0	OK	71 degrees C / 159 degrees F
FPC 6 XF1	OK	58 degrees C / 136 degrees F
FPC 6 XF0	OK	65 degrees C / 149 degrees F
FPC 6 XM1	OK	39 degrees C / 102 degrees F
FPC 6 XM0	OK	66 degrees C / 150 degrees F
FPC 6 PFE0 LU1	OK	69 degrees C / 156 degrees F
FPC 6 PFE0 LU2	OK	69 degrees C / 156 degrees F
FPC 6 PFE1 LU1	OK	42 degrees C / 107 degrees F
FPM GBUS	OK	24 degrees C / 75 degrees F
FPM Display	OK	27 degrees C / 80 degrees F
Fans Top Left Front fan	OK	Spinning at high speed
Top Left Middle fan	OK	Spinning at high speed
Top Left Rear fan	OK	Spinning at high speed
Top Right Front fan	OK	Spinning at high speed

	Top Right Middle fan	OK	Spinning at high speed
	Top Right Rear fan	OK	Spinning at high speed
	Bottom Left Front fan	OK	Spinning at high speed
	Bottom Left Middle fan	OK	Spinning at high speed
	Bottom Left Rear fan	OK	Spinning at high speed
	Bottom Right Front fan	OK	Spinning at high speed
	Bottom Right Middle fan	OK	Spinning at high speed
	Bottom Right Rear fan	OK	Spinning at high speed
	Rear Tray Top fan	OK	Spinning at high speed
	Rear Tray Second fan	OK	Spinning at high speed
	Rear Tray Third fan	OK	Spinning at high speed
	Rear Tray Fourth fan	OK	Spinning at high speed
	Rear Tray Fifth fan	OK	Spinning at high speed
	Rear Tray Sixth fan	OK	Spinning at high speed
	Rear Tray Seventh fan	OK	Spinning at high speed
	Rear Tray Bottom fan	OK	Spinning at high speed
Misc	CIP	OK	
	SPMB 0	OK	
	SPMB 1	OK	

show chassis environment (TX Matrix Router)

user@host> show chassis environment
scc-re0:

Class	Item	Status	Measurement
Temp	PEM 0	Absent	
	PEM 1	OK	29 degrees C / 84 degrees F
	Routing Engine 0	OK	34 degrees C / 93 degrees F
	Routing Engine 1	OK	34 degrees C / 93 degrees F
	CB 0	OK	32 degrees C / 89 degrees F
	CB 1	OK	32 degrees C / 89 degrees F
	SIB 0	OK	44 degrees C / 111 degrees F
	SIB 0 (B)	OK	44 degrees C / 111 degrees F
	FPM GBUS	OK	27 degrees C / 80 degrees F
	FPM Display	OK	32 degrees C / 89 degrees F
Fans	Top Left Front fan	OK	Spinning at normal speed
	Top Left Middle fan	OK	Spinning at normal speed
	Top Left Rear fan	OK	Spinning at normal speed
	Top Right Front fan	OK	Spinning at normal speed
	Top Right Middle fan	OK	Spinning at normal speed
	Top Right Rear fan	OK	Spinning at normal speed
	Bottom Left Front fan	OK	Spinning at normal speed
	Bottom Left Middle fan	OK	Spinning at normal speed
	Bottom Left Rear fan	OK	Spinning at normal speed
	Bottom Right Front fan	OK	Spinning at normal speed
	Bottom Right Middle fan	OK	Spinning at normal speed
	Bottom Right Rear fan	OK	Spinning at normal speed
	Rear Tray Top fan	OK	Spinning at normal speed
	Rear Tray Second fan	OK	Spinning at normal speed
	Rear Tray Third fan	OK	Spinning at normal speed
	Rear Tray Fourth fan	OK	Spinning at normal speed
	Rear Tray Fifth fan	OK	Spinning at normal speed
	Rear Tray Sixth fan	OK	Spinning at normal speed
	Rear Tray Seventh fan	OK	Spinning at normal speed
	Rear Tray Bottom fan	OK	Spinning at normal speed
Misc	CIP 0	OK	
	CIP 1	OK	
	SPMB 0	OK	
	SPMB 1	OK	

1cc0-re0:

Class	Item	Status	Measurement
Temp	PEM 0	OK	29 degrees C / 84 degrees F
	PEM 1	Absent	
	SCG 0	OK	35 degrees C / 95 degrees F
	SCG 1	Absent	
	Routing Engine 0	OK	39 degrees C / 102 degrees F
	Routing Engine 1	OK	36 degrees C / 96 degrees F
	CB 0	OK	32 degrees C / 89 degrees F
	CB 1	OK	32 degrees C / 89 degrees F
	SIB 0	OK	40 degrees C / 104 degrees F
	SIB 0 (B)	OK	51 degrees C / 123 degrees F
	FPC 0 Top	OK	45 degrees C / 113 degrees F
	FPC 0 Bottom	OK	31 degrees C / 87 degrees F
	FPC 1 Top	OK	34 degrees C / 93 degrees F
	FPC 1 Bottom	OK	31 degrees C / 87 degrees F
	FPM GBUS	OK	30 degrees C / 86 degrees F
	FPM Display	OK	34 degrees C / 93 degrees F
Fans	Top Left Front fan	OK	Spinning at normal speed
	Top Left Middle fan	OK	Spinning at normal speed
	Top Left Rear fan	OK	Spinning at normal speed
	Top Right Front fan	OK	Spinning at normal speed
	Top Right Middle fan	OK	Spinning at normal speed
	Top Right Rear fan	OK	Spinning at normal speed
	Bottom Left Front fan	OK	Spinning at normal speed
	Bottom Left Middle fan	OK	Spinning at normal speed
	Bottom Left Rear fan	OK	Spinning at normal speed
	Bottom Right Front fan	OK	Spinning at normal speed
	Bottom Right Middle fan	OK	Spinning at normal speed
	Bottom Right Rear fan	OK	Spinning at normal speed
	Rear Tray Top fan	OK	Spinning at normal speed
	Rear Tray Second fan	OK	Spinning at normal speed
	Rear Tray Third fan	OK	Spinning at normal speed
	Rear Tray Fourth fan	OK	Spinning at normal speed
	Rear Tray Fifth fan	OK	Spinning at normal speed
	Rear Tray Sixth fan	OK	Spinning at normal speed
	Rear Tray Seventh fan	OK	Spinning at normal speed
Misc	CIP	OK	
	SPMB 0	OK	
	SPMB 1	OK	

lcc2-re0:

Class	Item	Status	Measurement
Temp	PEM 0	OK	29 degrees C / 84 degrees F
	PEM 1	Absent	
	SCG 0	OK	32 degrees C / 89 degrees F
	SCG 1	Absent	
	Routing Engine 0	OK	31 degrees C / 87 degrees F
	Routing Engine 1	OK	32 degrees C / 89 degrees F
	CB 0	OK	30 degrees C / 86 degrees F
	SIB 0	OK	38 degrees C / 100 degrees F
	SIB 0 (B)	OK	49 degrees C / 120 degrees F
	FPC 0 Top	OK	45 degrees C / 113 degrees F
	FPC 0 Bottom	OK	33 degrees C / 91 degrees F
	FPC 1 Top	OK	37 degrees C / 98 degrees F
	FPC 1 Bottom	OK	33 degrees C / 91 degrees F
	FPM GBUS	OK	30 degrees C / 86 degrees F
Fans	FPM Display	OK	34 degrees C / 93 degrees F
	Top Left Front fan	OK	Spinning at normal speed

```

Top Left Middle fan    OK      Spinning at normal speed
...

show chassis environment (T1600 Router) user@host> show chassis environment
Class Item              Status      Measurement
Temp PEM 0              OK          27 degrees C / 80 degrees F
      PEM 1              Absent
      SCG 0              OK          31 degrees C / 87 degrees F
      SCG 1              OK          35 degrees C / 95 degrees F
      Routing Engine 0    OK          30 degrees C / 86 degrees F
      Routing Engine 1    OK          30 degrees C / 86 degrees F
      CB 0               OK          31 degrees C / 87 degrees F
      CB 1               OK          31 degrees C / 87 degrees F
      SIB 0              OK          41 degrees C / 105 degrees F
      SIB 0 (B)          OK          34 degrees C / 93 degrees F
      SIB 1              OK          0 degrees C / 32 degrees F
      SIB 1 (B)          OK          0 degrees C / 32 degrees F
      SIB 2              OK          0 degrees C / 32 degrees F
      SIB 2 (B)          OK          0 degrees C / 32 degrees F
      SIB 3              OK          0 degrees C / 32 degrees F
      SIB 3 (B)          OK          0 degrees C / 32 degrees F
      SIB 4              OK          0 degrees C / 32 degrees F
      SIB 4 (B)          OK          0 degrees C / 32 degrees F
      FPC 0 Top           OK          49 degrees C / 120 degrees F
      FPC 0 Bottom        OK          50 degrees C / 122 degrees F
      FPC 1 Top           OK          48 degrees C / 118 degrees F
      FPC 1 Bottom        OK          49 degrees C / 120 degrees F
      FPM GBUS            OK          27 degrees C / 80 degrees F
      FPM Display         OK          30 degrees C / 86 degrees F
Fans  Top Left Front fan  OK          Spinning at normal speed
      Top Left Middle fan OK          Spinning at normal speed
      Top Left Rear fan   OK          Spinning at normal speed
      Top Right Front fan  OK          Spinning at normal speed
      Top Right Middle fan OK          Spinning at normal speed
      Top Right Rear fan   OK          Spinning at normal speed
      Bottom Left Front fan OK          Spinning at normal speed
      Bottom Left Middle fan OK          Spinning at normal speed
      Bottom Left Rear fan  OK          Spinning at normal speed
      Bottom Right Front fan OK          Spinning at normal speed
      Bottom Right Middle fan OK          Spinning at normal speed
      Bottom Right Rear fan OK          Spinning at normal speed
      Rear Tray Top fan    OK          Spinning at normal speed
      Rear Tray Second fan  OK          Spinning at normal speed
      Rear Tray Third fan   OK          Spinning at normal speed
      Rear Tray Fourth fan  OK          Spinning at normal speed
      Rear Tray Fifth fan   OK          Spinning at normal speed
      Rear Tray Sixth fan   OK          Spinning at normal speed
      Rear Tray Seventh fan OK          Spinning at normal speed
      Rear Tray Bottom fan  OK          Spinning at normal speed
Misc  CIP                 OK
      SPMB 0              OK
      SPMB 1              OK

show chassis environment (TX Matrix Plus Router) user@host> show chassis environment
sfc0-re0:
-----
Class Item              Status      Measurement
Temp PEM 0              OK          28 degrees C / 82 degrees F
      PEM 1              Absent
      Routing Engine 0    OK          27 degrees C / 80 degrees F
      Routing Engine 1    OK          29 degrees C / 84 degrees F

```

	CB 0 Intake	OK	26 degrees C / 78 degrees F
	CB 0 Exhaust A	OK	25 degrees C / 77 degrees F
	CB 0 Exhaust B	OK	25 degrees C / 77 degrees F
	CB 1 Intake	OK	26 degrees C / 78 degrees F
	CB 1 Exhaust A	OK	26 degrees C / 78 degrees F
	CB 1 Exhaust B	OK	26 degrees C / 78 degrees F
	SIB F13 0	OK	47 degrees C / 116 degrees F
	SIB F13 0 (B)	OK	48 degrees C / 118 degrees F
	SIB F13 1	OK	38 degrees C / 100 degrees F
	SIB F13 1 (B)	OK	37 degrees C / 98 degrees F
	SIB F2S 0/0	OK	27 degrees C / 80 degrees F
	SIB F2S 0/2	OK	28 degrees C / 82 degrees F
	SIB F2S 0/4	OK	27 degrees C / 80 degrees F
	SIB F2S 0/6	OK	28 degrees C / 82 degrees F
	SIB F2S 1/0	OK	26 degrees C / 78 degrees F
	SIB F2S 1/2	OK	26 degrees C / 78 degrees F
	SIB F2S 1/4	OK	26 degrees C / 78 degrees F
	SIB F2S 1/6	OK	26 degrees C / 78 degrees F
	SIB F2S 2/0	OK	25 degrees C / 77 degrees F
	SIB F2S 2/2	OK	25 degrees C / 77 degrees F
	SIB F2S 2/4	OK	23 degrees C / 73 degrees F
	CIP 0 Intake	OK	23 degrees C / 73 degrees F
	CIP 0 Exhaust A	OK	24 degrees C / 75 degrees F
	CIP 0 Exhaust B	OK	24 degrees C / 75 degrees F
	CIP 1 Intake	OK	24 degrees C / 75 degrees F
	CIP 1 Exhaust A	OK	25 degrees C / 77 degrees F
	CIP 1 Exhaust B	OK	25 degrees C / 77 degrees F
Fans	Fan Tray 0 Fan 1	OK	Spinning at normal speed
	Fan Tray 0 Fan 2	OK	Spinning at normal speed
	Fan Tray 0 Fan 3	OK	Spinning at normal speed
	Fan Tray 0 Fan 4	OK	Spinning at normal speed
	Fan Tray 0 Fan 5	OK	Spinning at normal speed
	Fan Tray 0 Fan 6	OK	Spinning at normal speed
	Fan Tray 1 Fan 1	OK	Spinning at normal speed
	Fan Tray 1 Fan 2	OK	Spinning at normal speed
	Fan Tray 1 Fan 3	OK	Spinning at normal speed
	Fan Tray 1 Fan 4	OK	Spinning at normal speed
	Fan Tray 1 Fan 5	OK	Spinning at normal speed
	Fan Tray 1 Fan 6	OK	Spinning at normal speed
	Fan Tray 2 Fan 1	OK	Spinning at normal speed
	Fan Tray 2 Fan 2	OK	Spinning at normal speed
	Fan Tray 2 Fan 3	OK	Spinning at normal speed
	Fan Tray 2 Fan 4	OK	Spinning at normal speed
	Fan Tray 2 Fan 5	OK	Spinning at normal speed
	Fan Tray 2 Fan 6	OK	Spinning at normal speed
	Fan Tray 2 Fan 7	OK	Spinning at normal speed
	Fan Tray 2 Fan 8	OK	Spinning at normal speed
	Fan Tray 2 Fan 9	OK	Spinning at normal speed
	Fan Tray 3 Fan 1	OK	Spinning at normal speed
	Fan Tray 3 Fan 2	OK	Spinning at normal speed
	Fan Tray 3 Fan 3	OK	Spinning at normal speed
	Fan Tray 3 Fan 4	OK	Spinning at normal speed
	Fan Tray 3 Fan 5	OK	Spinning at normal speed
	Fan Tray 3 Fan 6	OK	Spinning at normal speed
	Fan Tray 3 Fan 7	OK	Spinning at normal speed
	Fan Tray 3 Fan 8	OK	Spinning at normal speed
	Fan Tray 3 Fan 9	OK	Spinning at normal speed
	Fan Tray 4 Fan 1	OK	Spinning at normal speed
	Fan Tray 4 Fan 2	OK	Spinning at normal speed
	Fan Tray 4 Fan 3	OK	Spinning at normal speed
	Fan Tray 4 Fan 4	OK	Spinning at normal speed

Fan Tray 4 Fan 5	OK	Spinning at normal speed
Fan Tray 4 Fan 6	OK	Spinning at normal speed
Fan Tray 4 Fan 7	OK	Spinning at normal speed
Fan Tray 4 Fan 8	OK	Spinning at normal speed
Fan Tray 4 Fan 9	OK	Spinning at normal speed
Fan Tray 5 Fan 1	OK	Spinning at normal speed
Fan Tray 5 Fan 2	OK	Spinning at normal speed
Fan Tray 5 Fan 3	OK	Spinning at normal speed
Fan Tray 5 Fan 4	OK	Spinning at normal speed
Fan Tray 5 Fan 5	OK	Spinning at normal speed
Fan Tray 5 Fan 6	OK	Spinning at normal speed
Fan Tray 5 Fan 7	OK	Spinning at normal speed
Fan Tray 5 Fan 8	OK	Spinning at normal speed
Fan Tray 5 Fan 9	OK	Spinning at normal speed
Misc SPMB 0	OK	
SPMB 1	OK	

lcc0-re0:

Class	Item	Status	Measurement
Temp	PEM 0	OK	27 degrees C / 80 degrees F
	PEM 1	Absent	
	SCG 0	OK	31 degrees C / 87 degrees F
	SCG 1	OK	35 degrees C / 95 degrees F
	Routing Engine 0	OK	30 degrees C / 86 degrees F
	Routing Engine 1	OK	30 degrees C / 86 degrees F
	CB 0	OK	31 degrees C / 87 degrees F
	CB 1	OK	31 degrees C / 87 degrees F
	SIB 0	OK	41 degrees C / 105 degrees F
	SIB 0 (B)	OK	34 degrees C / 93 degrees F
	SIB 1	OK	0 degrees C / 32 degrees F
	SIB 1 (B)	OK	0 degrees C / 32 degrees F
	SIB 2	OK	0 degrees C / 32 degrees F
	SIB 2 (B)	OK	0 degrees C / 32 degrees F
	SIB 3	OK	0 degrees C / 32 degrees F
	SIB 3 (B)	OK	0 degrees C / 32 degrees F
	SIB 4	OK	0 degrees C / 32 degrees F
	SIB 4 (B)	OK	0 degrees C / 32 degrees F
	FPC 0 Top	OK	49 degrees C / 120 degrees F
	FPC 0 Bottom	OK	50 degrees C / 122 degrees F
	FPC 1 Top	OK	48 degrees C / 118 degrees F
	FPC 1 Bottom	OK	49 degrees C / 120 degrees F
	FPM GBUS	OK	27 degrees C / 80 degrees F
	FPM Display	OK	30 degrees C / 86 degrees F
Fans	Top Left Front fan	OK	Spinning at normal speed
	Top Left Middle fan	OK	Spinning at normal speed
	Top Left Rear fan	OK	Spinning at normal speed
	Top Right Front fan	OK	Spinning at normal speed
	Top Right Middle fan	OK	Spinning at normal speed
	Top Right Rear fan	OK	Spinning at normal speed
	Bottom Left Front fan	OK	Spinning at normal speed
	Bottom Left Middle fan	OK	Spinning at normal speed
	Bottom Left Rear fan	OK	Spinning at normal speed
	Bottom Right Front fan	OK	Spinning at normal speed
	Bottom Right Middle fan	OK	Spinning at normal speed
	Bottom Right Rear fan	OK	Spinning at normal speed
	Rear Tray Top fan	OK	Spinning at normal speed
	Rear Tray Second fan	OK	Spinning at normal speed
	Rear Tray Third fan	OK	Spinning at normal speed
	Rear Tray Fourth fan	OK	Spinning at normal speed
	Rear Tray Fifth fan	OK	Spinning at normal speed

```

Rear Tray Sixth fan      OK      Spinning at normal speed
Rear Tray Seventh fan   OK      Spinning at normal speed
Rear Tray Bottom fan    OK      Spinning at normal speed
Misc CIP                 OK
SPMB 0                  OK
SPMB 1                  OK

show chassis environment (EX4200 Standalone Switch)
user@host> show chassis environment
Class Item              Status      Measurement
Power FPC 0 Power Supply 0 OK
      FPC 0 Power Supply 1 Absent
Temp  FPC 0 CPU          OK          41 degrees C / 105 degrees F
      FPC 0 EX-PFE1      OK          42 degrees C / 107 degrees F
      FPC 0 EX-PFE2      OK          46 degrees C / 114 degrees F
      FPC 0 GEPHY Front Left OK          25 degrees C / 77 degrees F
      FPC 0 GEPHY Front Right OK          27 degrees C / 80 degrees F
      FPC 0 Uplink Conn   OK          29 degrees C / 84 degrees F
Fans  FPC 0 Fan 1         OK          Spinning at normal speed
      FPC 0 Fan 2         OK          Spinning at normal speed
      FPC 0 Fan 3         OK          Spinning at normal speed

show chassis environment (QFX Series)
user@switch> show chassis environment
Class Item              Status      Measurement
Power FPC 0 Power Supply 0 OK
      FPC 0 Power Supply 1 OK
Temp  FPC 0 Sensor TopLeft I OK          26 degrees C / 78 degrees F
      FPC 0 Sensor TopRight I OK          24 degrees C / 75 degrees F
      FPC 0 Sensor TopLeft E OK          30 degrees C / 86 degrees F
      FPC 0 Sensor TopRight E OK          30 degrees C / 86 degrees F
      FPC 0 Sensor TopMiddle I OK          30 degrees C / 86 degrees F
      FPC 0 Sensor TopMiddle E OK          38 degrees C / 100 degrees F
      FPC 0 Sensor Bottom I OK          34 degrees C / 93 degrees F
      FPC 0 Sensor Bottom E OK          38 degrees C / 100 degrees F
      FPC 0 Sensor Die Temp OK          38 degrees C / 100 degrees F
      FPC 0 Sensor Mgmt Brd I OK          24 degrees C / 75 degrees F
      FPC 0 Sensor Switch I OK          28 degrees C / 82 degrees F
Fans  FPC 0 Fan 1 (left)   Failed
      FPC 0 Fan 2 (right) OK          Spinning at normal speed
      FPC 0 Fan 3 (middle) OK          Spinning at normal speed

show chassis environment node-device (QFabric Switch)
user@switch> show chassis environment node-device node1
Class Item              Status      Measurement
Power node1 Power Supply 0 Absent
      node1 Power Supply 1 Absent
Fans  node1 Fan Tray 0     Testing
      node1 Fan Tray 1     Testing
      node1 Fan Tray 2     Testing

show chassis environment pem (QFX Series)
user@switch> show chassis environment pem
FPC 0 PEM 0 status:
State      Check
Airflow    Front to Back
Temperature OK
AC Input:  OK
DC Output  Voltage(V) Current(A) Power(W) Load(%)
          12      10      120      18
FPC 0 PEM 1 status:
State      Check
Airflow    Back to Front
Temperature OK

```

```

AC Input:          OK
DC Output          Voltage(V) Current(A) Power(W) Load(%)
                  11         10       110      17

show chassis environment user@switch> show chassis environment
environment Class Item Status Measurement
(PTX5000 Packet Temp PDU 0 OK
Transport Switch) PDU 0 PSM 0 OK 36 degrees C / 96 degrees F
                   PDU 0 PSM 1 OK 38 degrees C / 100 degrees F
                   PDU 0 PSM 2 OK 38 degrees C / 100 degrees F
                   PDU 0 PSM 3 OK 37 degrees C / 98 degrees F
                   PDU 1 Absent
                   CCG 0 OK 44 degrees C / 111 degrees F
                   CCG 1 OK 44 degrees C / 111 degrees F
                   Routing Engine 0 OK 62 degrees C / 143 degrees F
                   Routing Engine 0 CPU OK 75 degrees C / 167 degrees F
                   Routing Engine 1 OK 51 degrees C / 123 degrees F
                   Routing Engine 1 CPU OK 64 degrees C / 147 degrees F
                   CB 0 Intake OK 38 degrees C / 100 degrees F
                   CB 0 Exhaust A OK 46 degrees C / 114 degrees F
                   CB 0 Exhaust B OK 42 degrees C / 107 degrees F
                   CB 1 Intake OK 35 degrees C / 95 degrees F
                   CB 1 Exhaust A OK 39 degrees C / 102 degrees F
                   CB 1 Exhaust B OK 36 degrees C / 96 degrees F
                   SIB 0 Intake OK 39 degrees C / 102 degrees F
                   SIB 0 Exhaust OK 37 degrees C / 98 degrees F
                   SIB 0 Junction OK 43 degrees C / 109 degrees F
                   SIB 1 Intake OK 39 degrees C / 102 degrees F
                   SIB 1 Exhaust OK 36 degrees C / 96 degrees F
                   SIB 1 Junction OK 46 degrees C / 114 degrees F
                   SIB 2 Intake OK 37 degrees C / 98 degrees F
                   SIB 2 Exhaust OK 37 degrees C / 98 degrees F
                   SIB 2 Junction OK 42 degrees C / 107 degrees F
                   SIB 3 Intake OK 40 degrees C / 104 degrees F
                   SIB 3 Exhaust OK 40 degrees C / 104 degrees F
                   SIB 3 Junction OK 45 degrees C / 113 degrees F
                   SIB 4 Intake OK 47 degrees C / 116 degrees F
                   SIB 4 Exhaust OK 44 degrees C / 111 degrees F
                   SIB 4 Junction OK 58 degrees C / 136 degrees F
                   SIB 5 Intake OK 58 degrees C / 136 degrees F
                   SIB 5 Exhaust OK 43 degrees C / 109 degrees F
                   SIB 5 Junction OK 71 degrees C / 159 degrees F
                   SIB 6 Intake OK 57 degrees C / 134 degrees F
                   SIB 6 Exhaust OK 42 degrees C / 107 degrees F
                   SIB 6 Junction OK 65 degrees C / 149 degrees F
                   SIB 7 Intake OK 58 degrees C / 136 degrees F
                   SIB 7 Exhaust OK 42 degrees C / 107 degrees F
                   SIB 7 Junction OK 66 degrees C / 150 degrees F
                   SIB 8 Intake OK 57 degrees C / 134 degrees F
                   SIB 8 Exhaust OK 42 degrees C / 107 degrees F
                   SIB 8 Junction OK 70 degrees C / 158 degrees F
                   FPC 0 PMB OK 35 degrees C / 95 degrees F
                   FPC 0 Intake OK 33 degrees C / 91 degrees F
                   FPC 0 Exhaust A OK 51 degrees C / 123 degrees F
                   FPC 0 Exhaust B OK 43 degrees C / 109 degrees F
                   FPC 0 TL0 OK 48 degrees C / 118 degrees F
                   FPC 0 TQ0 OK 53 degrees C / 127 degrees F
                   FPC 0 TL1 OK 56 degrees C / 132 degrees F
                   FPC 0 TQ1 OK 58 degrees C / 136 degrees F
                   FPC 0 TL2 OK 55 degrees C / 131 degrees F
                   FPC 0 TQ2 OK 56 degrees C / 132 degrees F

```

FPC 0 TL3	OK	59 degrees C / 138 degrees F
FPC 0 TQ3	OK	59 degrees C / 138 degrees F
FPC 2 PMB	OK	35 degrees C / 95 degrees F
FPC 2 Intake	OK	34 degrees C / 93 degrees F
FPC 2 Exhaust A	OK	51 degrees C / 123 degrees F
FPC 2 Exhaust B	OK	52 degrees C / 125 degrees F
FPC 2 TL0	OK	53 degrees C / 127 degrees F
FPC 2 TQ0	OK	53 degrees C / 127 degrees F
FPC 2 TL1	OK	57 degrees C / 134 degrees F
FPC 2 TQ1	OK	58 degrees C / 136 degrees F
FPC 2 TL2	OK	54 degrees C / 129 degrees F
FPC 2 TQ2	OK	59 degrees C / 138 degrees F
FPC 2 TL3	OK	60 degrees C / 140 degrees F
FPC 2 TQ3	OK	64 degrees C / 147 degrees F
PIC 2/0 Ambient	OK	49 degrees C / 120 degrees F
FPC 3 PMB	OK	34 degrees C / 93 degrees F
FPC 3 Intake	OK	35 degrees C / 95 degrees F
FPC 3 Exhaust A	OK	54 degrees C / 129 degrees F
FPC 3 Exhaust B	OK	49 degrees C / 120 degrees F
FPC 3 TL0	OK	49 degrees C / 120 degrees F
FPC 3 TQ0	OK	55 degrees C / 131 degrees F
FPC 3 TL1	OK	56 degrees C / 132 degrees F
FPC 3 TQ1	OK	58 degrees C / 136 degrees F
FPC 3 TL2	OK	56 degrees C / 132 degrees F
FPC 3 TQ2	OK	59 degrees C / 138 degrees F
FPC 3 TL3	OK	62 degrees C / 143 degrees F
FPC 3 TQ3	OK	63 degrees C / 145 degrees F
PIC 3/1	Absent	
FPC 5 PMB	OK	35 degrees C / 95 degrees F
FPC 5 Intake	OK	34 degrees C / 93 degrees F
FPC 5 Exhaust A	OK	51 degrees C / 123 degrees F
FPC 5 Exhaust B	OK	53 degrees C / 127 degrees F
FPC 5 TL0	OK	54 degrees C / 129 degrees F
FPC 5 TQ0	OK	52 degrees C / 125 degrees F
FPC 5 TL1	OK	61 degrees C / 141 degrees F
FPC 5 TQ1	OK	60 degrees C / 140 degrees F
FPC 5 TL2	OK	55 degrees C / 131 degrees F
FPC 5 TQ2	OK	55 degrees C / 131 degrees F
FPC 5 TL3	OK	59 degrees C / 138 degrees F
FPC 5 TQ3	OK	58 degrees C / 136 degrees F
PIC 5/0 Ambient	OK	51 degrees C / 123 degrees F
PIC 5/1 Ambient	OK	34 degrees C / 93 degrees F
PIC 5/1 cfp-5/1/0	OK	34 degrees C / 93 degrees F
PIC 5/1 cfp-5/1/1	OK	36 degrees C / 96 degrees F
FPC 6 PMB	OK	36 degrees C / 96 degrees F
FPC 6 Intake	OK	33 degrees C / 91 degrees F
FPC 6 Exhaust A	OK	51 degrees C / 123 degrees F
FPC 6 Exhaust B	OK	39 degrees C / 102 degrees F
FPC 6 TL0	OK	44 degrees C / 111 degrees F
FPC 6 TQ0	OK	54 degrees C / 129 degrees F
FPC 6 TL1	OK	59 degrees C / 138 degrees F
FPC 6 TQ1	OK	58 degrees C / 136 degrees F
FPC 6 TL2	OK	60 degrees C / 140 degrees F
FPC 6 TQ2	OK	57 degrees C / 134 degrees F
FPC 6 TL3	OK	65 degrees C / 149 degrees F
FPC 6 TQ3	OK	60 degrees C / 140 degrees F
FPC 7 PMB	OK	35 degrees C / 95 degrees F
FPC 7 Intake	OK	33 degrees C / 91 degrees F
FPC 7 Exhaust A	OK	53 degrees C / 127 degrees F
FPC 7 Exhaust B	OK	40 degrees C / 104 degrees F
FPC 7 TL0	OK	46 degrees C / 114 degrees F

	FPC 7 TQ0	OK	58 degrees C / 136 degrees F
	FPC 7 TL1	OK	53 degrees C / 127 degrees F
	FPC 7 TQ1	OK	59 degrees C / 138 degrees F
	FPC 7 TL2	OK	56 degrees C / 132 degrees F
	FPC 7 TQ2	OK	61 degrees C / 141 degrees F
	FPC 7 TL3	OK	63 degrees C / 145 degrees F
	FPC 7 TQ3	OK	63 degrees C / 145 degrees F
	FPM I2CS	OK	37 degrees C / 98 degrees F
Fans	Fan Tray 0 Fan 1	OK	3042 RPM
	Fan Tray 0 Fan 2	OK	3042 RPM
	Fan Tray 0 Fan 3	OK	3000 RPM
	Fan Tray 0 Fan 4	OK	3042 RPM
	Fan Tray 0 Fan 5	OK	3000 RPM
	Fan Tray 0 Fan 6	OK	3042 RPM
	Fan Tray 0 Fan 7	OK	3085 RPM
	Fan Tray 0 Fan 8	OK	3042 RPM
	Fan Tray 0 Fan 9	OK	3042 RPM
	Fan Tray 0 Fan 10	OK	3085 RPM
	Fan Tray 0 Fan 11	OK	3085 RPM
	Fan Tray 0 Fan 12	OK	3128 RPM
	Fan Tray 0 Fan 13	OK	3128 RPM
	Fan Tray 0 Fan 14	OK	3042 RPM
	Fan Tray 1 Fan 1	OK	2299 RPM
	Fan Tray 1 Fan 2	OK	2399 RPM
	Fan Tray 1 Fan 3	OK	2299 RPM
	Fan Tray 1 Fan 4	OK	2266 RPM
	Fan Tray 1 Fan 5	OK	2266 RPM
	Fan Tray 1 Fan 6	OK	2366 RPM
	Fan Tray 2 Fan 1	OK	2199 RPM
	Fan Tray 2 Fan 2	OK	2133 RPM
	Fan Tray 2 Fan 3	OK	2366 RPM
	Fan Tray 2 Fan 4	OK	2233 RPM
	Fan Tray 2 Fan 5	OK	2399 RPM
	Fan Tray 2 Fan 6	OK	2233 RPM
Misc	SPMB 0 Intake	OK	50 degrees C / 122 degrees F
	SPMB 1 Intake	OK	40 degrees C / 104 degrees F

show chassis environment cb

Syntax	show chassis environment cb <slot>
Syntax (TX Matrix Routers)	show chassis environment cb <lcc number scc> <slot>
Syntax (TX Matrix Plus Routers)	show chassis environment cb <lcc number sfc number > <slot>
Syntax (MX Series Router)	show chassis environment cb <slot> <all-members> <local> <member member-id>
Release Information	Command introduced before Junos Release 7.4. Command introduced in Junos OS Release 9.4 for EX Series switches. Command introduced in Junos OS Release 12.1 for PTX Series Packet Transport Switches. Command introduced in Junos OS Release 12.1 for T4000 Core Routers. sfc option introduced for the TX Matrix Plus router in Junos Release 9.6.
Description	(M120, M320, MX Series, and T Series routers, EX8200 switches, and PTX Series Packet Transport Switches only) Display environmental information about the Control Boards (CBs). For information about the meaning of "CBs" on the switches, see EX Series Switches Hardware and CLI Terminology Mapping.
Options	<p>none—Display environmental information about all CBs. For a TX Matrix router, display environmental information about all CBs on the TX Matrix router and its attached T640 routers. For a TX Matrix Plus router, display environmental information about all CBs on the TX Matrix Plus router and its attached T1600 routers.</p> <p>all-members—(MX Series routers only) (Optional) Display environmental information about the CBs on all the members of the Virtual Chassis configuration.</p> <p>lcc number—(TX Matrix and TX Matrix Plus routers only) (Optional) For a TX Matrix router, display environmental information about the CBs in a specified T640 router (or line-card chassis) that is connected to the TX Matrix router. For a TX Matrix Plus router, display environmental information about the CBs in a specified T1600 router (or line-card chassis) that is connected to the TX Matrix Plus router. Replace number with a value from 0 through 3.</p> <p>local—(MX Series routers only) (Optional) Display environmental information about the CBs on the local Virtual Chassis member.</p> <p>member member-id—(MX Series routers only) (Optional) Display environmental information about the CBs on the specified member of the Virtual Chassis configuration. Replace member-id with a value of 0 or 1.</p>

scc—(TX Matrix router only) (Optional) Display environmental information about the CBs in the TX Matrix router (or switch-card chassis).

sfc number—(TX Matrix Plus router only) (Optional) Display environmental information about the CBs in the TX Matrix Plus router (or switch-fabric chassis).

slot—(Optional) Display environmental information about the specified CB. On routers and PTX Series switches, replace **slot** with **0** or **1**. On EX series switches, replace **slot** with **0**, **1**, or **2**.

Required Privilege Level view

Related Documentation

- [request chassis cb on page 174](#)
- Switching Control Board Redundancy
- Routing Engine and Switching Control Board Redundancy Configuration Statements

List of Sample Output

[show chassis environment cb \(M120 Router\) on page 266](#)
[show chassis environment cb \(M320 Router\) on page 267](#)
[show chassis environment cb \(MX80 Router\) on page 267](#)
[show chassis environment cb \(MX240 Router\) on page 267](#)
[show chassis environment cb \(MX240 Router with Enhanced MX SCB\) on page 268](#)
[show chassis environment cb \(MX480 Router\) on page 268](#)
[show chassis environment cb \(MX480 Router with Enhanced MX SCB\) on page 269](#)
[show chassis environment cb \(MX960 Router\) on page 269](#)
[show chassis environment cb \(MX960 Router with Enhanced MX SCB\) on page 269](#)
[show chassis environment cb \(T4000 Core Router\) on page 270](#)
[show chassis environment cb \(TX Matrix Router\) on page 271](#)
[show chassis environment cb \(TX Matrix Plus Router\) on page 271](#)
[show chassis environment cb \(EX8200 Switch\) on page 275](#)
[show chassis environment cb \(EX8208 Switch\) on page 276](#)
[show chassis environment cb \(PTX5000 Packet Transport Switch\) on page 277](#)

Output Fields [Table 50 on page 265](#) lists the output fields for the **show chassis environment cb** command. Output fields are listed in the approximate order in which they appear.

Table 50: show chassis environment cb Output Fields

Field Name	Field Description
State	<p>Status of the CB. If two CBs are installed and online, one is functioning as the master, and the other is the standby.</p> <ul style="list-style-type: none"> • Online—CB is online and running. • Offline— CB is powered down. <p>NOTE: On the EX8208 switch, the installation can include three CBs. See EX Series Switches Hardware and CLI Terminology Mapping.</p>

Table 50: show chassis environment cb Output Fields (*continued*)

Field Name	Field Description
Temperature	<p>Temperature in Celsius (C) and Fahrenheit (F) of the air flowing past the CB.</p> <ul style="list-style-type: none"> • Temperature Intake—Measures the temperature of the air intake to cool the power supplies. • Temperature Exhaust—Measures the temperature of the hot air exhaust.
Power	Power required and measured on the CB. The left column displays the required power, in volts. The right column displays the measured power, in millivolts.
BUS Revision	Revision level of the generic bus device. (Not on switches.)
FPGA Revision	Revision level of the field-programmable gate array (FPGA). (Not on switches.)
PMBus device (on MX240, MX480, and MX960 routers with Enhanced MX SCB)	<p>Enhanced SCB on MX 240, MX480, and MX960 routers allows the system to save power by supplying only the amount of voltage that is required. Configurable PMBus devices are used to provide the voltage for each individual device. There is one PMBus device for each XF ASIC so that the output can be customized to each device. The following PMBus device information is displayed for routers with Enhanced MX SCB:</p> <ul style="list-style-type: none"> • Expected voltage • Measured voltage • Measured current • Calculated power

Sample Output

```

show chassis environment cb (M120 Router)
user@host> show chassis environment cb
CB 0 status:
  State                Online Master
  Temperature          33 degrees C / 91 degrees F
  Power
    1.2 V              1214 mV
    1.5 V              1495 mV
    2.5 V              2494 mV
    3.3 V              3319 mV
    5.0 V              5085 mV
    3.3 V bias         3296 mV
  Bus Revision         12
  FPGA Revision        17
CB 1 status:
  State                Online Standby
  Temperature          34 degrees C / 93 degrees F
  Power
    1.2 V              1195 mV
    1.5 V              1495 mV
    2.5 V              2504 mV
    3.3 V              3312 mV
    5.0 V              5111 mV
    3.3 V bias         3296 mV
  Bus Revision         12
  FPGA Revision        17

```



```

show chassis environment cb (M320 Router) user@host> show chassis environment cb
CB 0 status:
State Online Master
Temperature 29 degrees C / 84 degrees F
Power:
1.8 V 1805 mV
2.5 V 2501 mV
3.3 V 3293 mV
4.6 V 4725 mV
5.0 V 5032 mV
12.0 V 11975 mV
3.3 V bias 3286 mV
8.0 V bias 7589 mV
BUS Revision 40
FPGA Revision 7
CB 1 status:
State Online Standby
Temperature 32 degrees C / 89 degrees F
Power:
1.8 V 1802 mV
2.5 V 2482 mV
3.3 V 3289 mV
4.6 V 4720 mV
5.0 V 5001 mV
12.0 V 11946 mV
3.3 V bias 3274 mV
8.0 V bias 7562 mV
BUS Revision 40
FPGA Revision 7

```

```

show chassis environment cb (MX80 Router) user@host> show chassis environment cb
CB 0 status:
State Online Master
Temperature 36 degrees C / 96 degrees F
Power 1
1.0 V 1034 mV
1.0 V MQ 1037 mV
1.0 V LU 1005 mV
1.2 V 1218 mV
1.5 V 1524 mV
1.8 V 1814 mV
2.5 V 2558 mV
3.3 V 3296 mV
5.0 V 5233 mV
5.0 V bias 5207 mV
12.0 V 12162 mV

```

```

show chassis environment cb (MX240 Router) user@host> show chassis environment cb
CB 0 status:
State Online Standby
Temperature 37 degrees C / 98 degrees F
Power 1
1.2 V 1208 mV
1.5 V 1521 mV
1.8 V 1811 mV
2.5 V 2513 mV
3.3 V 3332 mV
5.0 V 5059 mV
12.0 V 12162 mV
1.25 V 1260 mV

```

```

3.3 V SM3          3306 mV
5.0 V RE           5085 mV
12.0 V RE          11872 mV
Power 2
11.3 V bias PEM    11272 mV
4.6 V bias MidPlane 4827 mV
11.3 V bias FPD    11272 mV
11.3 V bias POE 0   11292 mV
11.3 V bias POE 1   11253 mV
Bus Revision       42
FPGA Revision      1

```

**show chassis
environment cb
(MX240 Router with
Enhanced MX SCB)**

```

user@host> show chassis environment cb
CB 0 status:
State          Online Standby
Temperature     37 degrees C / 98 degrees F
Power 1
1.2 V          1208 mV
1.5 V          1521 mV
1.8 V          1811 mV
2.5 V          2513 mV
3.3 V          3332 mV
5.0 V          5059 mV
12.0 V         12162 mV
1.25 V         1260 mV
3.3 V SM3      3306 mV
5.0 V RE       5085 mV
12.0 V RE      11872 mV
Power 2
11.3 V bias PEM    11272 mV
4.6 V bias MidPlane 4827 mV
11.3 V bias FPD    11272 mV
11.3 V bias POE 0   11292 mV
11.3 V bias POE 1   11253 mV
Bus Revision       42
FPGA Revision      1
PMBus              Expected Measured Measured Calculated
device            voltage  voltage  current  power
XF ASIC A         1000 mV   997 mV   11031 mA 10997 mW
XF ASIC B         1000 mV   996 mV   12125 mA 12076 mW

```

**show chassis
environment cb
(MX480 Router)**

```

user@host> show chassis environment cb
CB 0 status:
State          Online Master
Temperature     41 degrees C / 105 degrees F
Power 1
1.2 V          1202 mV
1.5 V          1511 mV
1.8 V          1798 mV
2.5 V          2507 mV
3.3 V          3312 mV
5.0 V          5027 mV
12.0 V         12200 mV
1.25 V         1260 mV
3.3 V SM3      3293 mV
5 V RE         5040 mV
12 V RE        11910 mV
Power 2
11.3 V bias PEM    11156 mV
4.6 V bias MidPlane 4801 mV
11.3 V bias FPD    11214 mV

```

```

11.3 V bias POE 0      11098 mV
11.3 V bias POE 1      11330 mV
Bus Revision           42
FPGA Revision          1

show chassis environment cb
(MX480 Router with Enhanced MX SCB)
user@host> show chassis environment cb
CB 0 status:
State                  Online Master
Temperature             41 degrees C / 105 degrees F
Power 1
  1.2 V                 1202 mV
  1.5 V                 1511 mV
  1.8 V                 1798 mV
  2.5 V                 2507 mV
  3.3 V                 3312 mV
  5.0 V                 5027 mV
  12.0 V                12200 mV
  1.25 V                1260 mV
  3.3 V SM3             3293 mV
  5 V RE                5040 mV
  12 V RE               11910 mV
Power 2
  11.3 V bias PEM       11156 mV
  4.6 V bias MidPlane   4801 mV
  11.3 V bias FPD       11214 mV
  11.3 V bias POE 0     11098 mV
  11.3 V bias POE 1     11330 mV
Bus Revision           42
FPGA Revision          1
PMBus
device                Expected Measured Measured Calculated
                     voltage  voltage  current  power
XF ASIC A              1000 mV   997 mV  11031 mA 10997 mW
XF ASIC B              1000 mV   996 mV  12125 mA 12076 mW

show chassis environment cb
(MX960 Router)
user@host> show chassis environment cb
CB 0 status:
State                  Online Master
Temperature             24 degrees C / 75 degrees F
Power 1
  1.2 V                 1965 mV
  1.5 V                 2465 mV
  1.8 V                 2990 mV
  2.5 V                 3296 mV
  3.3 V                 3296 mV
  5.0 V                 6593 mV
  12.0 V                13187 mV
  3.3 V bias            3296 mV
  1.25 V                1994 mV
  3.3 V SM3             3296 mV
  5 V RE                6593 mV
  12 V RE               13174 mV
Power 2                Sensor failure
Bus Revision           4
FPGA Revision          3

show chassis environment cb
(MX960 Router with Enhanced MX SCB)
user@host> show chassis environment cb
CB 0 status:
State                  Online Master
Temperature             24 degrees C / 75 degrees F
Power 1

```

1.2 V	1965 mV			
1.5 V	2465 mV			
1.8 V	2990 mV			
2.5 V	3296 mV			
3.3 V	3296 mV			
5.0 V	6593 mV			
12.0 V	13187 mV			
3.3 V bias	3296 mV			
1.25 V	1994 mV			
3.3 V SM3	3296 mV			
5 V RE	6593 mV			
12 V RE	13174 mV			
Power 2	Sensor failure			
Bus Revision	4			
FPGA Revision	3			
PMBus	Expected	Measured	Measured	Calculated
device	voltage	voltage	current	power
XF ASIC A	1000 mV	997 mV	11031 mA	10997 mW
XF ASIC B	1000 mV	996 mV	12125 mA	12076 mW

**show chassis
environment cb
(T4000 Core Router)**

```

user@host> show chassis environment cb
CB 0 status:
State                               Online Master
Temperature                         33 degrees C / 91 degrees F
Power 1
  1.8 V                             1805 mV
  2.5 V                             2523 mV
  3.3 V                             3324 mV
  3.3 V bias                         3296 mV
  4.6 V                             4680 mV
  5.0 V                             4893 mV
  8.0 V bias                         7572 mV
  12.0 V                            11916 mV
Power 2
  1.0 V                             993 mV
  1.2 V                             1210 mV
  3.3 V RE                          3330 mV
Bus Revision                        51
FPGA Revision                       5
CB 1 status:
State                               Online Standby
Temperature                         33 degrees C / 91 degrees F
Power 1
  1.8 V                             1810 mV
  2.5 V                             2496 mV
  3.3 V                             3308 mV
  3.3 V bias                         3286 mV
  4.6 V                             4692 mV
  5.0 V                             4954 mV
  8.0 V bias                         7282 mV
  12.0 V                            11926 mV
Power 2
  1.0 V                             993 mV
  1.2 V                             1185 mV
  3.3 V RE                          3316 mV
Bus Revision                        51
FPGA Revision                       5

```

```

show chassis environment cb
(TX Matrix Router)
user@host> show chassis environment cb
-----
CB 0 status:
  State                Online Master
  Temperature          32 degrees C / 89 degrees F
  Power:
    1.8 V              1797 mV
    2.5 V              2477 mV
    3.3 V              3311 mV
    4.6 V              4727 mV
    5.0 V              5015 mV
    12.0 V             12185 mV
    3.3 V bias         3304 mV
    8.0 V bias         7870 mV
  BUS Revision         40
  FPGA Revision        1
CB 1 status:
  State                Online Standby
...

lcc0-re0:
-----
CB 0 status:
  State                Online Master
  Temperature          32 degrees C / 89 degrees F
  Power:
    1.8 V              1787 mV
    2.5 V              2473 mV
    3.3 V              3306 mV
    4.6 V              4793 mV
    5.0 V              5025 mV
    12.0 V             12156 mV
    3.3 V bias         3289 mV
    8.0 V bias         7609 mV
  BUS Revision         40
  FPGA Revision        5
CB 1 status:
  State                Online Standby
....
  BUS Revision         40
  FPGA Revision        5

lcc2-re0:
-----
CB 0 status:
  State                Online Master
...
CB 1 status:
  State                Online Standby
...

show chassis environment cb
(TX Matrix Plus Router)
user@host> show chassis environment cb
sfc0-re0:
-----
CB 0 status:
  State                Online Master
  Temperature          38 degrees C / 100 degrees F
  Power 1
    1.0 V              1005 mV
    1.1 V              1108 mV
    1.2 V              1205 mV

```

1.25 V	1269 mV
1.5 V	1508 mV
1.8 V	1814 mV
2.5 V	2507 mV
3.3 V	3306 mV
3.3 V bias	3300 mV
9.0 V	9058 mV
9.0 V RE	9107 mV
Power 2	
3.9 V	3963 mV
5.0 V	5020 mV
9.0 V	9087 mV
Bus Revision	79
FPGA Revision	23
CB 1 status:	
State	Online Standby
Temperature	39 degrees C / 102 degrees F
Power 1	
1.0 V	1002 mV
1.1 V	1105 mV
1.2 V	1198 mV
1.25 V	1276 mV
1.5 V	1504 mV
1.8 V	1804 mV
2.5 V	2507 mV
3.3 V	3300 mV
3.3 V bias	3293 mV
9.0 V	9039 mV
9.0 V RE	9049 mV
Power 2	
3.9 V	3892 mV
5.0 V	5040 mV
9.0 V	9058 mV
Bus Revision	79
FPGA Revision	23

lcc0-re0:

CB 0 status:	
State	Online Master
Temperature	39 degrees C / 102 degrees F
Power 1	
1.8 V	1799 mV
2.5 V	2499 mV
3.3 V	3327 mV
3.3 V bias	3299 mV
4.6 V	4673 mV
5.0 V	4918 mV
8.0 V bias	7308 mV
12.0 V	11887 mV
Power 2	
1.0 V	996 mV
1.2 V	1199 mV
3.3 V RE	3319 mV
Bus Revision	51
FPGA Revision	3
CB 1 status:	
State	Online Standby
Temperature	40 degrees C / 104 degrees F
Power 1	
1.8 V	1800 mV

2.5 V	2496 mV
3.3 V	3322 mV
3.3 V bias	3284 mV
4.6 V	4680 mV
5.0 V	4954 mV
8.0 V bias	7284 mV
12.0 V	11902 mV
Power 2	
1.0 V	998 mV
1.2 V	1205 mV
3.3 V RE	3327 mV
Bus Revision	51
FPGA Revision	3

lcc1-re0:

CB 0 status:

State	Online Master
Temperature	41 degrees C / 105 degrees F
Power 1	
1.8 V	1804 mV
2.5 V	2517 mV
3.3 V	3300 mV
3.3 V bias	3284 mV
4.6 V	4681 mV
5.0 V	4927 mV
8.0 V bias	7357 mV
12.0 V	11907 mV
Power 2	
1.0 V	991 mV
1.2 V	1202 mV
3.3 V RE	3301 mV
Bus Revision	51
FPGA Revision	3

CB 1 status:

State	Online Standby
Temperature	40 degrees C / 104 degrees F
Power 1	
1.8 V	1805 mV
2.5 V	2528 mV
3.3 V	3324 mV
3.3 V bias	3289 mV
4.6 V	4694 mV
5.0 V	4959 mV
8.0 V bias	7311 mV
12.0 V	11926 mV
Power 2	
1.0 V	998 mV
1.2 V	1200 mV
3.3 V RE	3313 mV
Bus Revision	51
FPGA Revision	3

lcc2-re0:

CB 0 status:

State	Online Master
Temperature	41 degrees C / 105 degrees F
Power 1	
1.8 V	1805 mV
2.5 V	2494 mV

```

3.3 V          3333 mV
3.3 V bias     3296 mV
4.6 V          4673 mV
5.0 V          4901 mV
8.0 V bias     7343 mV
12.0 V         11916 mV
Power 2
1.0 V          993 mV
1.2 V          1213 mV
3.3 V RE       3328 mV
Bus Revision   51
FPGA Revision  3
CB 1 status:
State          Online Standby
Temperature     41 degrees C / 105 degrees F
Power 1
1.8 V          1804 mV
2.5 V          2523 mV
3.3 V          3334 mV
3.3 V bias     3291 mV
4.6 V          4697 mV
5.0 V          4969 mV
8.0 V bias     7308 mV
12.0 V         11936 mV
Power 2
1.0 V          996 mV
1.2 V          1200 mV
3.3 V RE       3328 mV
Bus Revision   51
FPGA Revision  3

```

```
1cc3-re0:
```

```

-----
CB 0 status:
State          Online Master
Temperature     37 degrees C / 98 degrees F
Power 1
1.8 V          1809 mV
2.5 V          2510 mV
3.3 V          3296 mV
3.3 V bias     3291 mV
4.6 V          4670 mV
5.0 V          4905 mV
8.0 V bias     7211 mV
12.0 V         11882 mV
Power 2
1.0 V          996 mV
1.2 V          1188 mV
3.3 V RE       3326 mV
Bus Revision   51
FPGA Revision  5
CB 1 status:
State          Online Standby
Temperature     38 degrees C / 100 degrees F
Power 1
1.8 V          1813 mV
2.5 V          2510 mV
3.3 V          3322 mV
3.3 V bias     3289 mV
4.6 V          4692 mV
5.0 V          4967 mV

```



```

      8.0 V bias          7194 mV
      12.0 V             11916 mV
Power 2
      1.0 V              996 mV
      1.2 V              1205 mV
      3.3 V RE           3273 mV
Bus Revision             51
FPGA Revision            5

```

```

show chassis environment cb
user@host> show chassis environment cb
(EX8200 Switch)

```

```

CB 0 status:
State                Online Master
Temperature Intake    20 degrees C / 68 degrees F
Temperature Exhaust   24 degrees C / 75 degrees F
Power 1
  1.1 V              1086 mV
  1.2 V              1179 mV
  1.2 V *            1182 mV
  1.2 V *            1182 mV
  1.25 V             1211 mV
  1.5 V              1472 mV
  1.8 V              1756 mV
  2.5 V              2449 mV
  3.3 V              3254 mV
  3.3 V bias         3300 mV
  5.0 V              4911 mV
  12.0 V             11891 mV
Power 2
  3.3 V bias *       3615 mV
  3.3 V bias *       3615 mV
  3.3 V bias *       3567 mV
  3.3 V bias *       3664 mV
  4.3 V bias *       4224 mV
  4.3 V bias *       4215 mV
  4.3 V bias *       4224 mV
  4.3 V bias *       4205 mV
  4.3 V bias *       4195 mV
  4.3 V bias *       4215 mV
  5.0 V bias         4920 mV
CB 1 status:
State                Online Standby
Temperature Intake    19 degrees C / 66 degrees F
Temperature Exhaust   23 degrees C / 73 degrees F
Power 1
  1.1 V              1082 mV
  1.2 V              1169 mV
  1.2 V *            1179 mV
  1.2 V *            1179 mV
  1.25 V             1214 mV
  1.5 V              1482 mV
  1.8 V              1759 mV
  2.5 V              2481 mV
  3.3 V              3248 mV
  3.3 V bias         3306 mV
  5.0 V              4911 mV
  12.0 V             11910 mV
Power 2
  3.3 V bias *       3644 mV
  3.3 V bias *       3664 mV
  3.3 V bias *       3586 mV

```

```

3.3 V bias *          3654 mV
4.3 V bias *          4224 mV
4.3 V bias *          4215 mV
4.3 V bias *          4224 mV
4.3 V bias *          4205 mV
4.3 V bias *          4244 mV
4.3 V bias *          4215 mV
5.0 V bias            4930 mV
CB 2 status:
State                  Online
Temperature Intake     19 degrees C / 66 degrees F
Temperature Exhaust    23 degrees C / 73 degrees F
Power 1
1.2 V                  1195 mV
1.5 V                  1511 mV
1.8 V                  1804 mV
2.5 V                  2526 mV
3.3 V                  3300 mV
3.3 V bias             3306 mV
12.0 V                 12220 mV

```

**show chassis
environment cb
(EX8208 Switch)**

```

user@host> show chassis environment cb
CB 0 status:
State                  Online Master
Temperature Intake     20 degrees C / 68 degrees F
Temperature Exhaust    24 degrees C / 75 degrees F
Power 1
1.1 V                  1086 mV
1.2 V                  1179 mV
1.2 V *                1182 mV
1.2 V *                1182 mV
1.25 V                 1211 mV
1.5 V                  1466 mV
1.8 V                  1759 mV
2.5 V                  2455 mV
3.3 V                  3261 mV
3.3 V bias             3300 mV
5.0 V                  4930 mV
12.0 V                 11891 mV
Power 2
3.3 V bias *          3606 mV
3.3 V bias *          3615 mV
3.3 V bias *          3567 mV
3.3 V bias *          3673 mV
4.3 V bias *          4224 mV
4.3 V bias *          4215 mV
4.3 V bias *          4234 mV
4.3 V bias *          4205 mV
4.3 V bias *          4186 mV
4.3 V bias *          4215 mV
5.0 V bias            4940 mV
CB 1 status:
State                  Online Standby
Temperature Intake     19 degrees C / 66 degrees F
Temperature Exhaust    23 degrees C / 73 degrees F
Power 1
1.1 V                  1086 mV
1.2 V                  1169 mV
1.2 V *                1179 mV
1.2 V *                1179 mV
1.25 V                 1211 mV

```

```

1.5 V          1479 mV
1.8 V          1759 mV
2.5 V          2475 mV
3.3 V          3235 mV
3.3 V bias     3306 mV
5.0 V          4930 mV
12.0 V         11891 mV
Power 2
3.3 V bias *   3644 mV
3.3 V bias *   3664 mV
3.3 V bias *   3586 mV
3.3 V bias *   3654 mV
4.3 V bias *   4215 mV
4.3 V bias *   4224 mV
4.3 V bias *   4215 mV
4.3 V bias *   4215 mV
4.3 V bias *   4234 mV
4.3 V bias *   4224 mV
5.0 V bias     4920 mV
CB 2 status:
State          Online
Temperature Intake  20 degrees C / 68 degrees F
Temperature Exhaust 24 degrees C / 75 degrees F
Power 1
1.2 V          1202 mV
1.5 V          1508 mV
1.8 V          1804 mV
2.5 V          2520 mV
3.3 V          3300 mV
3.3 V bias     3300 mV
12.0 V         12200 mV

```

**show chassis
environment cb
(PTX5000 Packet
Transport Switch)**

```

user@host> show chassis environment cb
CB 0 status:
State          Online Master
Intake Temperature 38 degrees C / 100 degrees F
Exhaust A Temperature 45 degrees C / 113 degrees F
Exhaust B Temperature 42 degrees C / 107 degrees F
Power 1
1.2 V          1200 mV
1.25 V         1250 mV
2.5 V          2500 mV
3.3 V          3300 mV
Power 2
1.0 V          1000 mV
3.3 V bias     3293 mV
3.9 V          3921 mV
Bus Revision     132
FPGA Revision    27
CB 1 status:
State          Online Standby
Intake Temperature 34 degrees C / 93 degrees F
Exhaust A Temperature 39 degrees C / 102 degrees F
Exhaust B Temperature 36 degrees C / 96 degrees F
Power 1
1.2 V          1199 mV
1.25 V         1250 mV
2.5 V          2499 mV
3.3 V          3299 mV
Power 2
1.0 V          1000 mV

```

3.3 V bias	3312 mV
3.9 V	3961 mV
Bus Revision	132
FPGA Revision	28

show chassis environment ccg

Syntax	<code>show chassis environment ccg</code> <code><slot></code>
Release Information	Command introduced in Junos OS Release 12.1.
Description	(PTX Series Packet Transport Switches only) Display environmental information about the Centralized Clock Generators (CCGs).
Options	<p>none—Display environmental information about all CCGs on the PTX Packet Transport Switch.</p> <p>slot —(Optional) Display environmental information about the specified CCG. Replace <i>slot</i> with 0 or 1.</p>
Required Privilege Level	view
List of Sample Output	show chassis environment ccg (PTX5000) on page 279
Output Fields	Table 51 on page 279 lists the output fields for the show chassis environment ccg command. Output fields are listed in the approximate order in which they appear.

Table 51: show chassis environment cb Output Fields

Field Name	Field Description
State	Status of the CCG: Online - Master clock , Online - Standby , or Offline . If two CCGs are installed and online, one is functioning as the master clock, and the other is the standby clock.
Temperature	Temperature of the air flowing past the CCG.
Power	Power required and measured on the CCG. The left column displays the required power, in volts. The right column displays the measured power, in millivolts.
BUS Revision	Revision level of the generic bus device.

Sample Output

```

show chassis environment ccg (PTX5000)
user@host> show chassis environment ccg
CCG 0 status:
  State           Online - Master clock
  Temperature     31 degrees C / 87 degrees F
  Power
    1.2 V bias    1200 mV
    1.8 V        1799 mV
    3.3 V        3300 mV
    3.3 V bias    3300 mV
  Bus Revision    103
CCG 1 status:

```

State	Offline
Power	Disabled
Temperature	31 degrees C / 87 degrees F
Power	
1.2 V bias	1198 mV
1.8 V	161 mV
3.3 V	451 mV
3.3 V bias	3311 mV
Bus Revision	103

show chassis environment cip

Syntax (TX Matrix Plus Router)	<code>show chassis environment cip</code> <code><slot-number></code>
Release Information	Command introduced in Junos OS Release 9.6 for the TX Matrix Plus router.
Description	(TX Matrix Plus router only) Display environmental information about the Connector Interface Panel (CIP).
Options	<p>none—Display environmental information about all the CIP.</p> <p>slot—Display environmental information about a specific CIP. Replace slot with a value from 0 through 1.</p>
Required Privilege Level	view
Output Fields	Table 52 on page 281 lists the output fields for the show chassis environment cip command. Output fields are listed in the approximate order in which they appear.

Table 52: show chassis environment cip Output Fields

Field Name	Field Description
State	<p>State of the CIP:</p> <ul style="list-style-type: none"> • Online Active: CIP is online and there is active control plane data transfer between the SFC and LCCs in the routing matrix. • Online Inactive: CIP is online, but inactive. • Offline: CIP is offline.
Temp	Temperature of the CIP in Celsius (C) and Fahrenheit (F).
Power	Information about the voltage supplied to the CIP. The left column displays the required power, in volts. The right column displays the measured power, in millivolts.
Bus Revision	Bus revision number.

show chassis environment cip (TX Matrix Plus Router)

```

user@host> show chassis environment cip
CIP 0 status:
State                Online Active
Temperature          23 degrees C / 73 degrees F
Power 1
  1.0 V              1015 mV
  1.8 V              1817 mV
  2.5 V              2497 mV
  3.3 V              3325 mV
  3.3 V bias         3300 mV
  5.0 V              5001 mV
  9.0 V              9049 mV

```

Bus Revision	74
CIP 1 status:	
State	Online Inactive
Temperature	24 degrees C / 75 degrees F
Power 1	
1.0 V	1008 mV
1.8 V	1820 mV
2.5 V	2504 mV
3.3 V	3325 mV
3.3 V bias	3306 mV
5.0 V	5091 mV
9.0 V	9049 mV
Bus Revision	74

show chassis environment fpc

Syntax	show chassis environment fpc <slot>
Syntax (TX Matrix and TX Matrix Plus Router)	show chassis environment fpc <fcc number> <slot>
Syntax (MX Series Router)	show chassis environment fpc <slot> <all-members> <local> <member <i>member-id</i> >
Syntax (QFX Series)	show chassis environment fpc <fpc-slot> interconnect-device <i>name</i>
Release Information	Command introduced before Junos OS Release 7.4. Command introduced in Junos OS Release 9.0 for EX Series switches. Command introduced in Junos OS Release 11.1 for the QFX Series. Command introduced in Junos OS Release 12.1 for the PTX Series Packet Transport Switches. Command introduced in Junos OS Release 12.1 for the T4000 Core Routers.
Description	(M40e, M120, M160, M320, MX Series, and T Series routers; EX Series, QFX Series, and PTX Series switches only) Display environmental information about Flexible PIC Concentrators (FPCs).
Options	<p>none—Display environmental information about all FPCs. On a TX Matrix router, display environmental information about all FPCs on the TX Matrix router and its attached T640 routers. On a TX Matrix Plus router, display environmental information about all FPCs on the TX Matrix Plus router and its attached T1600 routers.</p> <p>all-members—(MX Series routers only) (Optional) Display environmental information for the FPCs in all the members of the Virtual Chassis configuration.</p> <p>interconnect-device <i>name</i>—(QFabric switches only) (Optional) Display chassis environmental information for the Interconnect device.</p> <p>fcc <i>number</i>—(TX Matrix and TX Matrix Plus routers only) (Optional) On a TX Matrix router, display environmental information about the FPC in a T640 router (or line-card chassis) that is connected to the TX Matrix router. On a TX Matrix Plus router, display environmental information about the FPC in a T1600 router (or line-card chassis) that is connected to the TX Matrix Plus router. Replace <i>number</i> with a value from 0 through 3.</p> <p>local—(MX Series routers only) (Optional) Display environmental information for the FPCs in the local Virtual Chassis member.</p>

member *member-id*—(MX Series routers only) (Optional) Display environmental information for the FPCs in the specified member of the Virtual Chassis configuration. Replace *member-id* with a value of 0 or 1.

slot or *fpc-slot*—(Optional) Display environmental information about an individual FPC:

- (TX Matrix and TX Matrix Plus routers only) On a TX Matrix router, if you specify the number of the T640 router by using only the **lcc number** option (the recommended method), replace **slot** with a value from 0 through 7. Similarly, on a TX Matrix Plus router, if you specify the number of the T1600 router by using only the **lcc number** option (the recommended method), replace **slot** with a value from 0 through 7. Otherwise, replace **slot** with a value from 0 through 31. For example, the following commands have the same result:

```
user@host> show chassis environment fpc 1 lcc 1
user@host> show chassis environment fpc 9
```

- M120 router—Replace **slot** with a value from 0 through 5.
- MX240 router—Replace **slot** with a value from 0 through 2.
- MX480 router—Replace **slot** with a value from 0 through 5.
- MX960 router—Replace **slot** with a value from 0 through 11.
- Other routers—Replace **slot** with a value from 0 through 7.
- EX Series switches:
 - EX3200 switches and EX4200 standalone switches—Replace **slot** with 0.
 - EX4200 switches in a Virtual Chassis configuration—Replace **slot** with a value from 0 through 9.
 - EX6210 switches—Replace **slot** with a value from 0 through 9.
 - EX8208 switches—Replace **slot** with a value from 0 through 7.
 - EX8216 switches—Replace **slot** with a value from 0 through 15.
- QFX3500 switches —Replace **fpc-slot** with 0 through 15.
- PTX5000 Packet Transport Switch—Replace **fpc-slot** with 0 through 7.

Required Privilege Level view

- Related Documentation**
- [request chassis fpc on page 183](#)
 - [show chassis fpc on page 480](#)
 - [show chassis fpc-feb-connectivity on page 501](#)
 - Configuring the Junos OS to Resynchronize FPC Sequence Numbers with Active FPCs when an FPC Comes Online
 - MX960 Flexible PIC Concentrator Description

- List of Sample Output**
- [show chassis environment fpc \(M120 Router\) on page 286](#)
 - [show chassis environment fpc \(M160 Router\) on page 287](#)
 - [show chassis environment fpc \(M320 Router\) on page 287](#)
 - [show chassis environment fpc \(MX240 Router\) on page 288](#)
 - [show chassis environment fpc \(MX480 Router\) on page 289](#)
 - [show chassis environment fpc \(MX960 Router\) on page 290](#)
 - [show chassis environment fpc \(MX480 Router with 100-Gigabit Ethernet CFP\) on page 291](#)
 - [show chassis environment fpc \(T320, T640, and T1600 Routers\) on page 292](#)
 - [show chassis environment fpc \(T4000 Router\) on page 293](#)
 - [show chassis environment fpc lcc \(TX Matrix Router\) on page 297](#)
 - [show chassis environment fpc lcc \(TX Matrix Plus Router\) on page 298](#)
 - [show chassis environment fpc \(QFX Series\) on page 299](#)
 - [show chassis environment fpc interconnect-device \(QFabric Switches\) on page 299](#)
 - [show chassis environment fpc 0 \(PTX5000 Packet Transport Switch\) on page 299](#)

Output Fields Table 53 on page 285 lists the output fields for the **show chassis environment fpc** command. Output fields are listed in the approximate order in which they appear.

Table 53: show chassis environment fpc Output Fields

Field Name	Field Description
State	<p>Status of the FPC:</p> <ul style="list-style-type: none"> • Unknown—FPC is not detected by the router. • Empty—No FPC is present. • Present—FPC is detected by the chassis daemon but is either not supported by the current version of the Junos OS, or the FPC is coming up but not yet online. • Ready—FPC is in intermediate or transition state. • Announce online—Intermediate state during which the FPC is coming up but not yet online, and the chassis manager acknowledges the chassis FPC online initiative. • Online—FPC is online and running. • Offline—FPC is powered down. • Diagnostics—FPC is set to operate in diagnostics mode.
Temperature	(M40e and M160 routers and QFX Series only) Temperature of the air flowing past the FPC.
PMB Temperature	(PTX Series only) Temperature of the air flowing past the PMB (bottom of the FPC).
Temperature Intake	(M320 routers and PTX Series only) Temperature of the air flowing into the chassis.
Temperature Top	(T Series routers only) Temperature of the air flowing past the top of the FPC.
Temperature Exhaust	<p>(M120 and M320 routers and PTX Series only) Temperature of the air flowing out of the chassis.</p> <p>The PTX Series Packet Transport Switches include exhaust temperatures for multiple zones (Exhaust A and Exhaust B).</p>
Temperature Bottom	(T Series routers only) Temperature of the air flowing past the bottom of the FPC.

Table 53: show chassis environment fpc Output Fields (*continued*)

Field Name	Field Description
TL <i>n</i> Temperature	(PTX Series only) Temperature of the air flowing past the specified TL area of the Packet Forwarding Engine on the FPC.
TQ <i>n</i> Temperature	(PTX Series only) Temperature of the air flowing past the specified TQ area of the Packet Forwarding Engine on the FPC.
Temperature MMBO	(T640 router only) Temperature of the air flowing past the type 3 FPC.
Temperature MMB1	(M320 and T Series routers only) Temperature of the air flowing past the type 1, type 2, and type 3 FPC.
Power	Information about the voltage supplied to the FPC. The left column displays the required power, in volts. The right column displays the measured power, in millivolts.
CMB Revision or BUS revision	Revision level of the chassis management bus device (M Series router) or bus (T Series routers).

Sample Output

```

show chassis environment fpc (M120 Router)
user@host> show chassis environment fpc
FPC 2 status:
  State Online
  Temperature Exhaust A 32 degrees C / 89 degrees F
  Temperature Exhaust B 31 degrees C / 87 degrees F
  Power A-Board
    1.2 V 1202 mV
    1.5 V 1508 mV
    1.8 V 1798 mV
    2.5 V 2507 mV
    3.3 V 3351 mV
    5.0 V 4995 mV
    3.3 V bias 3296 mV
    1.2 V Rocket IO 1205 mV
    1.5 V Rocket IO 1501 mV
  I2C Slave Revision 12
FPC 3 status:
  State Online
  Temperature Exhaust A 31 degrees C / 87 degrees F
  Temperature Exhaust B 33 degrees C / 91 degrees F
  Power A-Board
    1.2 V 1211 mV
    1.5 V 1501 mV
    1.8 V 1798 mV
    2.5 V 2471 mV
    3.3 V 3293 mV
    5.0 V 4930 mV
    3.3 V bias 3296 mV
    1.2 V Rocket IO 1205 mV
    1.5 V Rocket IO 1501 mV
  Power B-Board
    1.2 V 1214 mV
    1.5 V 1501 mV
    2.5 V 2471 mV

```

```

3.3 V          3300 mV
5.0 V          4943 mV
3.3 V bias     3296 mV
1.2 V Rocket IO 1205 mV
1.5 V Rocket IO 1501 mV
I2C Slave Revision 12
FPC 4 status:
State          Online
Temperature Exhaust A 32 degrees C / 89 degrees F
Temperature Exhaust B 30 degrees C / 86 degrees F
Power A-Board
1.2 V          1195 mV
1.5 V          1504 mV
1.8 V          1801 mV
2.5 V          2504 mV
3.3 V          3293 mV
5.0 V          4917 mV
3.3 V bias     3296 mV
1.2 V Rocket IO 1202 mV
1.5 V Rocket IO 1492 mV
I2C Slave Revision 12

```

```

show chassis user@host> show chassis environment fpc
environment fpc (M160 Router) FPC 0 status:
State          Online
Temperature     42 degrees C / 107 degrees F
Power:
1.5 V          1500 mV
2.5 V          2509 mV
3.3 V          3308 mV
5.0 V          4991 mV
5.0 V bias     4952 mV
8.0 V bias     8307 mV
CMB Revision    12
FPC 1 status:
State          Online
Temperature     45 degrees C / 113 degrees F
Power:
1.5 V          1498 mV
2.5 V          2501 mV
3.3 V          3319 mV
5.0 V          5020 mV
5.0 V bias     5025 mV
8.0 V bias     8307 mV
CMB Revision    12

```

```

show chassis user@host> show chassis environment fpc
environment fpc (M320 Router) FPC 0 status:
State          Online
Temperature Intake 27 degrees C / 80 degrees F
Temperature Exhaust 38 degrees C / 100 degrees F
Temperature MMB1   31 degrees C / 87 degrees F
Power:
1.5 V          1487 mV
1.5 V *        1494 mV
1.8 V          1821 mV
2.5 V          2533 mV
3.3 V          3323 mV
5.0 V          5028 mV
3.3 V bias     3296 mV
5.0 V bias     4984 mV

```

```

CMB Revision                16
FPC 1 status:
State                        Online
Temperature Intake           27 degrees C / 80 degrees F
Temperature Exhaust          37 degrees C / 98 degrees F
Temperature MMB1             32 degrees C / 89 degrees F
Power:
  1.5 V                      1504 mV
  1.5 V *                    1499 mV
  1.8 V                      1820 mV
  2.5 V                      2529 mV
  3.3 V                      3328 mV
  5.0 V                      5013 mV
  3.3 V bias                 3294 mV
  5.0 V bias                 4984 mV
CMB Revision                16
FPC 2 status:
State                        Online
Temperature Intake           28 degrees C / 82 degrees F
Temperature Exhaust          38 degrees C / 100 degrees F
Temperature MMB1             32 degrees C / 89 degrees F
Power:
  1.5 V                      1498 mV
  1.5 V *                    1487 mV
  1.8 V                      1816 mV
  2.5 V                      2531 mV
  3.3 V                      3324 mV
  5.0 V                      5025 mV
  3.3 V bias                 3277 mV
  5.0 V bias                 5013 mV
CMB Revision                17
FPC 3 status:
...

```

show chassis environment fpc (MX240 Router)

```

user@host> show chassis environment fpc
FPC 1 status:
State                        Online
Temperature Intake           34 degrees C / 93 degrees F
Temperature Exhaust A        39 degrees C / 102 degrees F
Temperature Exhaust B        53 degrees C / 127 degrees F
Temperature I3 0 TSensor     51 degrees C / 123 degrees F
Temperature I3 0 Chip         54 degrees C / 129 degrees F
Temperature I3 1 TSensor     50 degrees C / 122 degrees F
Temperature I3 1 Chip         53 degrees C / 127 degrees F
Temperature I3 2 TSensor     48 degrees C / 118 degrees F
Temperature I3 2 Chip         51 degrees C / 123 degrees F
Temperature I3 3 TSensor     45 degrees C / 113 degrees F
Temperature I3 3 Chip         48 degrees C / 118 degrees F
Temperature IA 0 TSensor     45 degrees C / 113 degrees F
Temperature IA 0 Chip         45 degrees C / 113 degrees F
Temperature IA 1 TSensor     45 degrees C / 113 degrees F
Temperature IA 1 Chip         49 degrees C / 120 degrees F
Power
  1.5 V                      1492 mV
  2.5 V                      2507 mV
  3.3 V                      3306 mV
  1.8 V PFE 0                1801 mV
  1.8 V PFE 1                1804 mV
  1.8 V PFE 2                1798 mV
  1.8 V PFE 3                1798 mV
  1.2 V PFE 0                1169 mV

```

```

1.2 V PFE 1          1189 mV
1.2 V PFE 2          1182 mV
1.2 V PFE 3          1176 mV
I2C Slave Revision   42
FPC 2 status:
State                Online
Temperature Intake    33 degrees C / 91 degrees F
Temperature Exhaust A 41 degrees C / 105 degrees F
Temperature Exhaust B 53 degrees C / 127 degrees F
Temperature I3 0 TSensor 53 degrees C / 127 degrees F
Temperature I3 0 Chip  58 degrees C / 136 degrees F
Temperature I3 1 TSensor 52 degrees C / 125 degrees F
Temperature I3 1 Chip  56 degrees C / 132 degrees F
Temperature I3 2 TSensor 50 degrees C / 122 degrees F
Temperature I3 2 Chip  52 degrees C / 125 degrees F
Temperature I3 3 TSensor 46 degrees C / 114 degrees F
Temperature I3 3 Chip  49 degrees C / 120 degrees F
Temperature IA 0 TSensor 51 degrees C / 123 degrees F
Temperature IA 0 Chip  49 degrees C / 120 degrees F
Temperature IA 1 TSensor 48 degrees C / 118 degrees F
Temperature IA 1 Chip  53 degrees C / 127 degrees F
Power
1.5 V                1492 mV
2.5 V                2445 mV
3.3 V                3293 mV
1.8 V PFE 0          1827 mV
1.8 V PFE 1          1775 mV
1.8 V PFE 2          1788 mV
1.8 V PFE 3          1798 mV
1.2 V PFE 0          1250 mV
1.2 V PFE 1          1234 mV
1.2 V PFE 2          1231 mV
1.2 V PFE 3          1192 mV
I2C Slave Revision   42

```

**show chassis
environment fpc
(MX480 Router)**

```

user@host> show chassis environment fpc
FPC 1 status:
State                Online
Temperature Intake    36 degrees C / 96 degrees F
Temperature Exhaust A 41 degrees C / 105 degrees F
Temperature Exhaust B 55 degrees C / 131 degrees F
Temperature I3 0 TSensor 55 degrees C / 131 degrees F
Temperature I3 0 Chip  57 degrees C / 134 degrees F
Temperature I3 1 TSensor 53 degrees C / 127 degrees F
Temperature I3 1 Chip  53 degrees C / 127 degrees F
Temperature I3 2 TSensor 52 degrees C / 125 degrees F
Temperature I3 2 Chip  49 degrees C / 120 degrees F
Temperature I3 3 TSensor 47 degrees C / 116 degrees F
Temperature I3 3 Chip  47 degrees C / 116 degrees F
Temperature IA 0 TSensor 54 degrees C / 129 degrees F
Temperature IA 0 Chip  58 degrees C / 136 degrees F
Temperature IA 1 TSensor 48 degrees C / 118 degrees F
Temperature IA 1 Chip  53 degrees C / 127 degrees F
Power
1.5 V                1479 mV
2.5 V                2542 mV
3.3 V                3319 mV
1.8 V PFE 0          1811 mV
1.8 V PFE 1          1804 mV
1.8 V PFE 2          1804 mV
1.8 V PFE 3          1814 mV

```

```

1.2 V PFE 0          1192 mV
1.2 V PFE 1          1202 mV
1.2 V PFE 2          1205 mV
1.2 V PFE 3          1189 mV
I2C Slave Revision   40

```

**show chassis
environment fpc
(MX960 Router)**

user@host> show chassis environment fpc

FPC 5 status:

```

State      Online
Temperature Intake      27 degrees C / 80 degrees F
Temperature Exhaust A   34 degrees C / 93 degrees F
Temperature Exhaust B   40 degrees C / 104 degrees F
Temperature I3 0 TSensor 39 degrees C / 102 degrees F
Temperature I3 0 Chip    41 degrees C / 105 degrees F
Temperature I3 1 TSensor 38 degrees C / 100 degrees F
Temperature I3 1 Chip    37 degrees C / 98 degrees F
Temperature I3 2 TSensor 37 degrees C / 98 degrees F
Temperature I3 2 Chip    34 degrees C / 93 degrees F
Temperature I3 3 TSensor 32 degrees C / 89 degrees F
Temperature I3 3 Chip    33 degrees C / 91 degrees F
Temperature IA 0 TSensor 39 degrees C / 102 degrees F
Temperature IA 0 Chip    44 degrees C / 111 degrees F
Temperature IA 1 TSensor 36 degrees C / 96 degrees F
Temperature IA 1 Chip    44 degrees C / 111 degrees F

```

Power

```

1.5 V      1479 mV
2.5 V      2523 mV
3.3 V      3254 mV
1.8 V PFE 0 1798 mV
1.8 V PFE 1 1798 mV
1.8 V PFE 2 1807 mV
1.8 V PFE 3 1791 mV
1.2 V PFE 0 1173 mV
1.2 V PFE 1 1179 mV
1.2 V PFE 2 1179 mV
1.2 V PFE 3 1185 mV

```

I2C Slave Revision

6

FPC 6 status:

```

State      Online
Temperature Intake      25 degrees C / 77 degrees F
Temperature Exhaust A   38 degrees C / 100 degrees F
Temperature Exhaust B   38 degrees C / 100 degrees F
Temperature I3 0 TSensor 40 degrees C / 104 degrees F
Temperature I3 0 Chip    40 degrees C / 104 degrees F
Temperature I3 1 TSensor 40 degrees C / 104 degrees F
Temperature I3 1 Chip    38 degrees C / 100 degrees F
Temperature I3 2 TSensor 37 degrees C / 98 degrees F
Temperature I3 2 Chip    32 degrees C / 89 degrees F
Temperature I3 3 TSensor 34 degrees C / 93 degrees F
Temperature I3 3 Chip    33 degrees C / 91 degrees F
Temperature IA 0 TSensor 45 degrees C / 113 degrees F
Temperature IA 0 Chip    47 degrees C / 116 degrees F
Temperature IA 1 TSensor 37 degrees C / 98 degrees F
Temperature IA 1 Chip    42 degrees C / 107 degrees F

```

Power

```

1.5 V      1485 mV
2.5 V      2510 mV
3.3 V      3332 mV
1.8 V PFE 0 1801 mV
1.8 V PFE 1 1814 mV
1.8 V PFE 2 1804 mV

```



```

1.8 V PFE 3          1820 mV
1.2 V PFE 0          1192 mV
1.2 V PFE 1          1189 mV
1.2 V PFE 2          1202 mV
1.2 V PFE 3          1156 mV
I2C Slave Revision   40

```

**show chassis
environment fpc
(MX480 Router with
100-Gigabit Ethernet
CFP)**

```
user@host> show chassis environment fpc
```

```
FPC 1 status:
```

```

State                Online
Temperature Intake    40 degrees C / 104 degrees F
Temperature Exhaust A 42 degrees C / 107 degrees F
Temperature Exhaust B 52 degrees C / 125 degrees F
Temperature LU 0 TSen 46 degrees C / 114 degrees F
Temperature LU 0 Chip 55 degrees C / 131 degrees F
Temperature LU 1 TSen 46 degrees C / 114 degrees F
Temperature LU 1 Chip 48 degrees C / 118 degrees F
Temperature LU 2 TSen 46 degrees C / 114 degrees F
Temperature LU 2 Chip 61 degrees C / 141 degrees F
Temperature LU 3 TSen 46 degrees C / 114 degrees F
Temperature LU 3 Chip 69 degrees C / 156 degrees F
Temperature XM 0 TSen 46 degrees C / 114 degrees F
Temperature XM 0 Chip -18 degrees C / 0 degrees F
Temperature XF 0 TSen 46 degrees C / 114 degrees F
Temperature XF 0 Chip 77 degrees C / 170 degrees F

```

```
Power
```

```

MPC-BIAS3V3-z12105    3285 mV
MPC-VDD3V3-z16100     3305 mV
MPC-VDD2V5-z16100     2500 mV
MPC-VDD1V8-z12004     1801 mV
MPC-AVDD1V0-z12004     996 mV
MPC-VDD1V2-z16100     1199 mV
MPC-VDD1V5A-z12004    1492 mV
MPC-VDD1V5B-z12004    1499 mV
MPC-XF_0V9-z12004     995 mV
MPC-PCIE_1V0-z16100    1000 mV
MPC-LU0_1V0-z12004     995 mV
MPC-LU1_1V0-z12004     995 mV
MPC-LU2_1V0-z12004     991 mV
MPC-LU3_1V0-z12004     993 mV
MPC-12VA-BMR453        12019 mV
MPC-12VB-BMR453        12060 mV
MPC-PMB_1V1-z12006     1091 mV
MPC-PMB_1V2-z12106     1198 mV
MPC-XM_0V9-vt273m      899 mV

```

```
I2C Slave Revision    106
```

```
FPC 2 status:
```

```

State                Online
Temperature Intake    31 degrees C / 87 degrees F
Temperature Exhaust A 38 degrees C / 100 degrees F
Temperature Exhaust B 48 degrees C / 118 degrees F
Temperature I3 0 TSensor 47 degrees C / 116 degrees F
Temperature I3 0 Chip 51 degrees C / 123 degrees F
Temperature I3 1 TSensor 45 degrees C / 113 degrees F
Temperature I3 1 Chip 50 degrees C / 122 degrees F
Temperature I3 2 TSensor 42 degrees C / 107 degrees F
Temperature I3 2 Chip 48 degrees C / 118 degrees F
Temperature I3 3 TSensor 40 degrees C / 104 degrees F
Temperature I3 3 Chip 43 degrees C / 109 degrees F
Temperature IA 0 TSensor 46 degrees C / 114 degrees F
Temperature IA 0 Chip 44 degrees C / 111 degrees F

```

```

Temperature IA 1 TSensor 44 degrees C / 111 degrees F
Temperature IA 1 Chip    48 degrees C / 118 degrees F
Power
  1.2 V PFE 0            1231 mV
  1.2 V PFE 1            1227 mV
  1.2 V PFE 2            1243 mV
  1.2 V PFE 3            1211 mV
  1.5 V                  1511 mV
  1.8 V PFE 0            1811 mV
  1.8 V PFE 1            1820 mV
  1.8 V PFE 2            1804 mV
  1.8 V PFE 3            1817 mV
  2.5 V                  2475 mV
  3.3 V                  3300 mV
I2C Slave Revision      42

```

**show chassis
environment fpc
(T320, T640, and
T1600 Routers)**

```

user@host> show chassis environment fpc
FPC 0 status:
  State                               Online
  Temperature Top                     42 degrees C / 107 degrees F
  Temperature Bottom                  36 degrees C / 96 degrees F
  Temperature MMB1                    39 degrees C / 102 degrees F
  Power:
    1.8 V                             1959 mV
    2.5 V                             2495 mV
    3.3 V                             3344 mV
    5.0 V                             5047 mV
    1.8 V bias                         1787 mV
    3.3 V bias                         3291 mV
    5.0 V bias                         4998 mV
    8.0 V bias                         7343 mV
  BUS Revision                        40
FPC 1 status:
  State                               Online
  Temperature Top                     42 degrees C / 107 degrees F
  Temperature Bottom                  39 degrees C / 102 degrees F
  Temperature MMB1                    40 degrees C / 104 degrees F
  Power:
    1.8 V                             1956 mV
    2.5 V                             2498 mV
    3.3 V                             3340 mV
    5.0 V                             5023 mV
    1.8 V bias                         1782 mV
    3.3 V bias                         3277 mV
    5.0 V bias                         4989 mV
    8.0 V bias                         7289 mV
  BUS Revision                        40
FPC 2 status:
  State                               Online
  Temperature Top                     43 degrees C / 109 degrees F
  Temperature Bottom                  39 degrees C / 102 degrees F
  Temperature MMB1                    41 degrees C / 105 degrees F
  Power:
    1.8 V                             1963 mV
    2.5 V                             2503 mV
    3.3 V                             3340 mV
    5.0 V                             5042 mV
    1.8 V bias                         1797 mV
    3.3 V bias                         3311 mV
    5.0 V bias                         5013 mV

```

```

      8.0 V bias          7221 mV
      BUS Revision       40

show chassis environment fpc
(T4000 Router) user@host> show chassis environment fpc
FPC 0 status:
State                Online
Fan Intake           34 degrees C / 93 degrees F
Fan Exhaust          48 degrees C / 118 degrees F
PMB                  47 degrees C / 116 degrees F
LMB0                 50 degrees C / 122 degrees F
LMB1                 41 degrees C / 105 degrees F
LMB2                 35 degrees C / 95 degrees F
PFE1 LU2             46 degrees C / 114 degrees F
PFE1 LU0             41 degrees C / 105 degrees F
PFE0 LU0             57 degrees C / 134 degrees F
XF1                  47 degrees C / 116 degrees F
XF0                  52 degrees C / 125 degrees F
XM1                  41 degrees C / 105 degrees F
XM0                  50 degrees C / 122 degrees F
PFE0 LU1             56 degrees C / 132 degrees F
PFE0 LU2             45 degrees C / 113 degrees F
PFE1 LU1             37 degrees C / 98 degrees F

Power 1
  1.0 V              991 mV
  1.2 V bias         1195 mV
  1.8 V              1788 mV
  2.5 V              2483 mV
  3.3 V              3289 mV
  3.3 V bias         3299 mV
  12.0 V A           10608 mV
  12.0 V B           10637 mV

Power 2
  0.9 V              881 mV
  0.9 V PFE0         916 mV
  0.9 V PFE1         903 mV
  1.0 V PFE0         1012 mV
  1.0 V PFE1         1002 mV
  1.1 V              1095 mV
  1.5 V_0            1494 mV
  1.5 V_1            1479 mV

Power 3
  1.0 V PFE0         1000 mV
  1.0 V PFE1         1002 mV
  1.0 V PFE0 *       995 mV
  1.0 V PFE1 *       995 mV
  1.8 V PFE 0        1788 mV
  1.8 V PFE 1        1789 mV
  2.5 V              2482 mV
  12.0 V             11614 mV

Power 4
  1.0 V PFE0 LU0     1003 mV
  1.0 V PFE1 LU0     1003 mV
  1.0 V PFE1 LU2     1004 mV
  1.0 V PFE0 LU0 *   995 mV
  1.0 V PFE1 LU0 *   998 mV
  1.0 V PFE1 LU2 *   996 mV
  12.0 V             11643 mV
  12.0 V C           11711 mV

Power (Base/PMB/MMB)
  LMB0 VDD2V5        2488 mV
  LMB0 VDD1V8        1788 mV

```

```

LMB0 VDD1V5                1496 mV
LMB0 PFE0 LU0 AVDD1V0      1002 mV
LMB0 PFE0 LU0 VDD1V0       1000 mV
LMB0 VDD12V0               10752 mV
LMB1 VDD2V5                2472 mV
LMB1 VDD1V8                1792 mV
LMB1 VDD1V5                1480 mV
LMB1 PFE0 LU2 AVDD1V0      994 mV
LMB1 PFE0 LU2 VDD1V0       1002 mV
LMB1 VDD12V0               10800 mV
LMB2 VDD2V5                2472 mV
LMB2 VDD1V8                1792 mV
LMB2 VDD1V5                1486 mV
LMB2 PFE1 LU1 AVDD1V0      996 mV
LMB2 PFE1 LU1 VDD1V0       998 mV
LMB2 VDD12V0               10704 mV
PMB 1.05v                  1049 mV
PMB 1.5v                   1500 mV
PMB 2.5v                   2500 mV
PMB 3.3v                   3299 mV
Bus Revision                113
FPC 3 status:
State                       Online
Fan Intake                  37 degrees C / 98 degrees F
Fan Exhaust                 51 degrees C / 123 degrees F
PMB                         43 degrees C / 109 degrees F
LMB0                        57 degrees C / 134 degrees F
LMB1                        54 degrees C / 129 degrees F
LMB2                        38 degrees C / 100 degrees F
PFE1 LU2                   63 degrees C / 145 degrees F
PFE1 LU0                   45 degrees C / 113 degrees F
PFE0 LU0                   69 degrees C / 156 degrees F
XF1                         62 degrees C / 143 degrees F
XF0                         63 degrees C / 145 degrees F
XM1                         43 degrees C / 109 degrees F
XM0                         67 degrees C / 152 degrees F
PFE0 LU1                   63 degrees C / 145 degrees F
PFE0 LU2                   66 degrees C / 150 degrees F
PFE1 LU1                   41 degrees C / 105 degrees F
Power 1
  1.0 V                    1002 mV
  1.2 V bias               1201 mV
  1.8 V                    1785 mV
  2.5 V                    2485 mV
  3.3 V                    3288 mV
  3.3 V bias               3285 mV
  12.0 V A                 10412 mV
  12.0 V B                 10515 mV
Power 2
  0.9 V                    882 mV
  0.9 V PFE0               920 mV
  0.9 V PFE1               905 mV
  1.0 V PFE0               1015 mV
  1.0 V PFE1               1001 mV
  1.1 V                    1094 mV
  1.5 V_0                  1495 mV
  1.5 V_1                  1478 mV
Power 3
  0.92 V PFE1              998 mV
  1.0 V PFE0               997 mV
  1.0 V PFE0 *             992 mV

```

```

1.0 V PFE1 *          991 mV
1.8 V PFE 0          1780 mV
1.8 V PFE 1          1797 mV
2.5 V                2492 mV
12.0 V              11604 mV
Power 4
1.0 V PFE0 LU0       1003 mV
1.0 V PFE1 LU0       1004 mV
1.0 V PFE1 LU2       1003 mV
1.0 V PFE0 LU0 *     1000 mV
1.0 V PFE1 LU0 *     1001 mV
1.0 V PFE1 LU2 *     1003 mV
12.0 V              11653 mV
12.0 V C            11672 mV
Power (Base/PMB/MMB)
LMB0 VDD2V5         2512 mV
LMB0 VDD1V8         1790 mV
LMB0 VDD1V5         1500 mV
LMB0 PFE0 LU0 AVDD1V0 1004 mV
LMB0 PFE0 LU0 VDD1V0 1002 mV
LMB0 VDD12V0       10608 mV
LMB1 VDD2V5         2472 mV
LMB1 VDD1V8         1788 mV
LMB1 VDD1V5         1480 mV
LMB1 PFE0 LU2 AVDD1V0 1000 mV
LMB1 PFE0 LU2 VDD1V0 1004 mV
LMB1 VDD12V0       10672 mV
LMB2 VDD2V5         2488 mV
LMB2 VDD1V8         1798 mV
LMB2 VDD1V5         1494 mV
LMB2 PFE1 LU1 AVDD1V0 1000 mV
LMB2 PFE1 LU1 VDD1V0 1004 mV
LMB2 VDD12V0       10528 mV
PMB 1.05v           1050 mV
PMB 1.5v            1500 mV
PMB 2.5v            2499 mV
PMB 3.3v            3299 mV
Bus Revision         113
FPC 5 status:
State                Online
Temperature Top       39 degrees C / 102 degrees F
Temperature Bottom    38 degrees C / 100 degrees F
Power
1.8 V                1804 mV
1.8 V bias           1802 mV
3.3 V                3294 mV
3.3 V bias           3277 mV
5.0 V bias           5008 mV
5.0 V TOP            5067 mV
8.0 V bias           6642 mV
Power (Base/PMB/MMB)
1.2 V                1202 mV
1.5 V                1504 mV
5.0 V BOT            5079 mV
12.0 V TOP Base      11848 mV
12.0 V BOT Base      11780 mV
1.1 V PMB            1111 mV
1.2 V PMB            1189 mV
1.5 V PMB            1494 mV
1.8 V PMB            1819 mV
2.5 V PMB            2503 mV

```

3.3 V PMB	3294 mV
5.0 V PMB	5035 mV
12.0 V PMB	11788 mV
0.75 MMB TOP	766 mV
1.5 V MMB TOP	1484 mV
1.8 V MMB TOP	1772 mV
2.5 V MMB TOP	2485 mV
1.2 V MMB TOP	1137 mV
5.0 V MMB TOP	4946 mV
12.0 V MMB TOP	11772 mV
3.3 V MMB TOP	3289 mV
0.75 MMB BOT	759 mV
1.5 V MMB BOT	1482 mV
1.8 V MMB BOT	1792 mV
2.5 V MMB BOT	2490 mV
1.2 V MMB BOT	1145 mV
5.0 V MMB BOT	4922 mV
12.0 V MMB BOT	11625 mV
3.3 V MMB BOT	3282 mV
APS 00	2495 mV
APS 01	3308 mV
APS 02	3301 mV
5.0 V PIC 0	4967 mV
APS 10	2512 mV
APS 11	3316 mV
APS 12	3304 mV
5.0 V PIC 1	5081 mV
Bus Revision	49
FPC 6 status:	
State	Online
Fan Intake	34 degrees C / 93 degrees F
Fan Exhaust	49 degrees C / 120 degrees F
PMB	40 degrees C / 104 degrees F
LMB0	60 degrees C / 140 degrees F
LMB1	58 degrees C / 136 degrees F
LMB2	40 degrees C / 104 degrees F
PFE1 LU2	69 degrees C / 156 degrees F
PFE1 LU0	45 degrees C / 113 degrees F
PFE0 LU0	71 degrees C / 159 degrees F
XF1	58 degrees C / 136 degrees F
XF0	65 degrees C / 149 degrees F
XM1	40 degrees C / 104 degrees F
XM0	66 degrees C / 150 degrees F
PFE0 LU1	69 degrees C / 156 degrees F
PFE0 LU2	68 degrees C / 154 degrees F
PFE1 LU1	42 degrees C / 107 degrees F
Power 1	
1.0 V	998 mV
1.2 V bias	1191 mV
1.8 V	1781 mV
2.5 V	2487 mV
3.3 V	3302 mV
3.3 V bias	3300 mV
12.0 V A	10388 mV
12.0 V B	10388 mV
Power 2	
0.9 V	902 mV
0.9 V PFE0	921 mV
0.9 V PFE1	907 mV
1.0 V PFE0	996 mV
1.0 V PFE1	974 mV

```

1.1 V                1095 mV
1.5 V_0              1495 mV
1.5 V_1              1478 mV
Power 3
1.0 V PFE0           997 mV
1.0 V PFE1           998 mV
1.0 V PFE0 *         993 mV
1.0 V PFE1 *         991 mV
1.8 V PFE 0          1796 mV
1.8 V PFE 1          1789 mV
2.5 V                2465 mV
12.0 V               11609 mV
Power 4
1.0 V PFE0 LU0       1003 mV
1.0 V PFE1 LU0       1006 mV
1.0 V PFE1 LU2       1002 mV
1.0 V PFE0 LU0 *     1000 mV
1.0 V PFE1 LU0 *     998 mV
1.0 V PFE1 LU2 *     998 mV
12.0 V               11638 mV
12.0 V C              11702 mV
Power (Base/PMB/MMB)
LMB0 VDD2V5          2484 mV
LMB0 VDD1V8          1780 mV
LMB0 VDD1V5          1496 mV
LMB0 PFE0 LU0 AVDD1V0 998 mV
LMB0 PFE0 LU0 VDD1V0  1004 mV
LMB0 VDD12V0         10528 mV
LMB1 VDD2V5          2472 mV
LMB1 VDD1V8          1776 mV
LMB1 VDD1V5          1474 mV
LMB1 PFE0 LU2 AVDD1V0 994 mV
LMB1 PFE0 LU2 VDD1V0  1004 mV
LMB1 VDD12V0         10544 mV
LMB2 VDD2V5          2476 mV
LMB2 VDD1V8          1790 mV
LMB2 VDD1V5          1492 mV
LMB2 PFE1 LU1 AVDD1V0 996 mV
LMB2 PFE1 LU1 VDD1V0  1010 mV
LMB2 VDD12V0         10528 mV
PMB 1.05v            1050 mV
PMB 1.5v              1499 mV
PMB 2.5v              2500 mV
PMB 3.3v              3300 mV
Bus Revision          80

```

**show chassis
environment fpc lcc
(TX Matrix Router)**

```

user@host> show chassis environment fpc lcc 0
lcc0-re0:

```

```

-----
FPC 1 status:

```

```

State                Online
Temperature Top       30 degrees C / 86 degrees F
Temperature Bottom    25 degrees C / 77 degrees F
Temperature MMB0      Absent
Temperature MMB1      27 degrees C / 80 degrees F
Power:
1.8 V                1813 mV
2.5 V                2504 mV
3.3 V                3338 mV
5.0 V                5037 mV
1.8 V bias           1797 mV

```

```

3.3 V bias          3301 mV
5.0 V bias          5013 mV
8.0 V bias          7345 mV
BUS Revision        40
FPC 2 status:
State               Online
Temperature Top      37 degrees C / 98 degrees F
Temperature Bottom   26 degrees C / 78 degrees F
Temperature MMB0     32 degrees C / 89 degrees F
Temperature MMB1     27 degrees C / 80 degrees F
Power:
1.8 V               1791 mV
2.5 V               2517 mV
3.3 V               3308 mV
5.0 V               5052 mV
1.8 V bias          1797 mV
3.3 V bias          3289 mV
5.0 V bias          4991 mV
8.0 V bias          7477 mV
BUS Revision        40

```

```

show chassis environment fpc lcc 0
environment fpc lcc
(TX Matrix Plus
Router)

```

```

user@host> show chassis environment fpc lcc 0
lcc0-re0:
-----
FPC 1 status:
State               Online
Temperature Top      46 degrees C / 114 degrees F
Temperature Bottom   47 degrees C / 116 degrees F
Power
1.8 V               1788 mV
1.8 V bias          1787 mV
3.3 V               3321 mV
3.3 V bias          3306 mV
5.0 V bias          5018 mV
5.0 V TOP           5037 mV
8.0 V bias          7223 mV
Power (Base/PMB/MMB)
1.2 V               1205 mV
1.5 V               1503 mV
5.0 V BOT           5084 mV
12.0 V TOP Base     11775 mV
12.0 V BOT Base     11794 mV
1.1 V PMB           1108 mV
1.2 V PMB           1196 mV
1.5 V PMB           1499 mV
1.8 V PMB           1811 mV
2.5 V PMB           2515 mV
3.3 V PMB           3318 mV
5.0 V PMB           5030 mV
12.0 V PMB          11832 mV
0.75 MMB TOP        752 mV
1.5 V MMB TOP        1489 mV
1.8 V MMB TOP        1782 mV
2.5 V MMB TOP        2498 mV
1.2 V MMB TOP        1155 mV
5.0 V MMB TOP        4902 mV
12.0 V MMB TOP      11721 mV
3.3 V MMB TOP        3316 mV
0.75 MMB BOT         754 mV
1.5 V MMB BOT        1482 mV
1.8 V MMB BOT        1758 mV

```



```

2.5 V MMB BOT          2488 mV
1.2 V MMB BOT          1157 mV
5.0 V MMB BOT          4962 mV
12.0 V MMB BOT         11691 mV
3.3 V MMB BOT          3308 mV
APS 00                 1484 mV
APS 01                 2503 mV
APS 02                 3313 mV
5.0 V PIC 0            5025 mV
APS 10                 1501 mV
APS 11                 2466 mV
APS 12                 3311 mV
5.0 V PIC 1            5081 mV
Bus Revision           49

```

```

show chassis environment fpc (QFX Series)
user@switch> show chassis environment fpc 0
FPC 0 status:
State          Online
Temperature    42 degrees C / 107 degrees F

```

```

show chassis environment fpc interconnect-device (QFabric Switches)
user@switch> show chassis environment fpc interconnect-device interconnect1 0
FC 0 FPC 0 status:
State          Online
Left Intake Temperature  24 degrees C / 75 degrees F
Right Intake Temperature 24 degrees C / 75 degrees F
Left Exhaust Temperature 27 degrees C / 80 degrees F
Right Exhaust Temperature 27 degrees C / 80 degrees F
Power
BIAS 3V3        3330 mV
VDD 3V3         3300 mV
VDD 2V5         2502 mV
VDD 1V5         1496 mV
VDD 1V2         1194 mV
VDD 1V0         1000 mV
SW0 VDD 1V0     1020 mV
SW0 CVDD 1V025  1032 mV
SW1 VDD 1V0     1022 mV
SW1 CVDD 1V025  1030 mV
VDD 12V0 DIV3_33 3414 mV

```

```

show chassis environment fpc 0 (PTX5000 Packet Transport Switch)
user@switch> show chassis environment fpc 0
FPC 0 status:
State          Online
PMB Temperature 35 degrees C / 95 degrees F
Intake Temperature 33 degrees C / 91 degrees F
Exhaust A Temperature 51 degrees C / 123 degrees F
Exhaust B Temperature 43 degrees C / 109 degrees F
TL0 Temperature  48 degrees C / 118 degrees F
TQ0 Temperature  53 degrees C / 127 degrees F
TL1 Temperature  56 degrees C / 132 degrees F
TQ1 Temperature  58 degrees C / 136 degrees F
TL2 Temperature  55 degrees C / 131 degrees F
TQ2 Temperature  57 degrees C / 134 degrees F
TL3 Temperature  59 degrees C / 138 degrees F
TQ3 Temperature  59 degrees C / 138 degrees F
Power
PMB 1.05v        1049 mV
PMB 1.5v         1500 mV
PMB 2.5v         2500 mV
PMB 3.3v         3299 mV

```

PFE0	1.5v	1500 mV
PFE0	1.0v	999 mV
TQ0	0.9v	900 mV
TL0	0.9v	900 mV
PFE1	1.5v	1499 mV
PFE1	1.0v	999 mV
TQ1	0.9v	899 mV
TL1	0.9v	900 mV
PFE2	1.5v	1500 mV
PFE2	1.0v	1000 mV
TQ2	0.9v	900 mV
TL2	0.9v	900 mV
PFE3	1.5v	1499 mV
PFE3	1.0v	1000 mV
TQ3	0.9v	900 mV
TL3	0.9v	900 mV
Bias	3.3v	3327 mV
FPC	3.3v	3300 mV
FPC	2.5v	2500 mV
SAM	0.9v	900 mV
A	12.0v	2014 mV
B	12.0v	2030 mV

show chassis environment fpm

Syntax	show chassis environment fpm
Syntax (TX Matrix Router)	show chassis environment fpm <lcc <i>number</i> scc>
Syntax (TX Matrix Plus Router)	show chassis environment fpm <lcc <i>number</i> sfc <i>number</i> >
Release Information	<p>Command introduced before Junos OS Release 7.4.</p> <p>sfc option introduced for the TX Matrix Plus router in Junos OS Release 9.6.</p> <p>Command introduced in Junos OS Release 12.1 for the PTX Series Packet Transport Switches.</p> <p>Command introduced in Junos OS Release 12.1 for the T4000 Core Routers.</p>
Description	(M40e, M120, M160, M320, MX Series, and T Series routers and the PTX Series Packet Transport Switches only) Display environmental information about the front panel module in the router.
Options	<p>none—(TX Matrix and TX Matrix Plus routers only) On a TX Matrix router, display environmental information about the front panel modules (craft interfaces) on the TX Matrix router and its attached T640 routers. On a TX Matrix Plus router, display environmental information about the front panel modules (craft interfaces) on the TX Matrix Plus router and its attached T1600 routers.</p> <p>lcc <i>number</i>—(TX Matrix and TX Matrix Plus routers only) (Optional) On a TX Matrix router, display environmental information about the front panel module (craft interface) on a specified T640 router (or line-card chassis) that is connected to the TX Matrix router. On a TX Matrix Plus router, display environmental information about the front panel module (craft interface) on a specified T1600 router (or line-card chassis) that is connected to a TX Matrix Plus router. Replace <i>number</i> with a value from 0 through 3.</p> <p>scc—(TX Matrix router only) (Optional) Display environmental information about the front panel module (craft interface) on the TX Matrix router (or switch-card chassis).</p> <p>sfc <i>number</i>—(TX Matrix Plus router only) (Optional) Display environmental information about the front panel module (craft interface) on the TX Matrix Plus router (or switch-fabric chassis).</p>
Required Privilege Level	view
Related Documentation	<ul style="list-style-type: none"> request chassis fpm resync on page 186
List of Sample Output	show chassis environment fpm (M40e and M160 Routers) on page 303 show chassis environment fpm (M320 Router) on page 303 show chassis environment fpm (MX240 Router) on page 303

[show chassis environment fpm \(MX480 Router\) on page 303](#)
[show chassis environment fpm \(T Series Routers\) on page 303](#)
[show chassis environment fpm lcc \(TX Matrix Router\) on page 303](#)
[show chassis environment fpm scc \(TX Matrix Router\) on page 304](#)
[show chassis environment fpm sfc \(TX Matrix Plus Router\) on page 304](#)
[show chassis environment fpm \(T4000 Core Router\) on page 305](#)
[show chassis environment fpm \(PTX5000 Packet Transport Switch\) on page 305](#)

Output Fields Table 54 on page 302 lists the output fields for the **show chassis environment fpm** command. Output fields are listed in the approximate order in which they appear.

Table 54: show chassis environment fpm Output Fields

Field Name	Field Description
State	FPM status: <ul style="list-style-type: none"> • Online—FPM is online and running. • Offline—FPM is powered down.
FPM CMB Voltage	(M40e and M160 routers only) Information about the voltage supplied to the FPM chassis management bus (CMB) device. The left column displays the required power, in volts. The right column displays the measured power, in millivolts.
FPM GBUS Voltage	(M320 and T Series routers only) Information about the voltage supplied to the FPM generic bus (GBUS) device. The left column displays the required power, in volts. The right column displays the measured power, in millivolts.
FPM I2CS Voltage	(PTX Series only) Information about the voltage supplied to the FPM generic bus (I2CS) device. The left column displays the required power, in volts. The right column displays the measured power, in millivolts.
FPM Display Voltage	Information about the voltage supplied to the FPM display. The left column displays the required power, in volts. The right column displays the measured power, in millivolts.
FPM CMB Temperature	(M40e and M160 routers only) Temperature of the air flowing past the FPM CMB device
FPM GBUS Temperature	(M320 and T Series routers only) Temperature of the air flowing past the FPM GBUS device.
FPM I2CS Temperature	(PTX Series only) Temperature of the air flowing past the FPM I2CS device.
FPM Display Temperature	Temperature of the air flowing past the FPM display.
CMB Revision	(M40e and M160 routers only) Revision level of the CMB device.
GBUS Revision	(M320 and T Series routers only) Revision level of the GBUS device.
I2CS Revision	(PTX Series only) Revision level of the I2CS device.

Sample Output

```

show chassis environment fpm
(M40e and M160 Routers)
user@host> show chassis environment fpm
FPM status:
  State                               Online
  FPM CMB Voltage:
    5.0 V bias                        5030 mV
    8.0 V bias                        8083 mV
  FPM Display Voltage:
    5.0 V bias                        4998 mV
  FPM CMB temperature                 34 degrees C / 93 degrees F
  FPM Display temperature             35 degrees C / 95 degrees F
  CMB Revision                        12

show chassis environment fpm
(M320 Router)
user@host> show chassis environment fpm
FPM status:
  State                               Online
  FPM GBUS Voltage:
    5.0 V                             5006 mV
    1.8 V bias                        1799 mV
    3.3 V bias                        3294 mV
    5.0 V bias                        4998 mV
    8.0 V bias                        7682 mV
  FPM GBUS temperature                30 degrees C / 86 degrees F
  GBUS Revision                       51

show chassis environment fpm
(MX240 Router)
user@host> show chassis environment fpm
FPM status:
  State                               Online
  I2CS Revision                       41

show chassis environment fpm
(MX480 Router)
user@host> show chassis environment fpm
FPM status:
  State                               Online
  I2CS Revision                       41

show chassis environment fpm (T Series Routers)
user@host> show chassis environment fpm
FPM status:
  State                               Online
  FPM GBUS Voltage:
    1.8 V bias                        1787 mV
    3.3 V bias                        3286 mV
    5.0 V bias                        4991 mV
    8.0 V bias                        7162 mV
  FPM Display Voltage:
    5.0 V                             4996 mV
  FPM GBUS temperature                29 degrees C / 84 degrees F
  FPM Display temperature             26 degrees C / 78 degrees F
  GBUS Revision                       37

show chassis environment fpm lcc
(TX Matrix Router)
user@host> show chassis environment fpm lcc 0
lcc0-re0:
-----
FPM status:
  State                               Online
  FPM GBUS Voltage:
    1.8 V bias                        1797 mV
    3.3 V bias                        3294 mV
    5.0 V bias                        5015 mV

```

```

      8.0 V bias           7470 mV
FPM Display Voltage:
      5.0 V               5018 mV
FPM GBUS temperature      25 degrees C / 77 degrees F
FPM Display temperature   29 degrees C / 84 degrees F
GBUS Revision             37

```

show chassis environment fpm scc
(TX Matrix Router)

```

user@host> show chassis environment fpm scc
scc-re0:
-----
FPM status:
State                               Online
FPM GBUS Voltage:
  1.8 V bias                       1789 mV
  3.3 V bias                       3296 mV
  5.0 V bias                       5003 mV
  8.0 V bias                       7592 mV
FPM Display Voltage:
  5.0 V                           5010 mV
FPM GBUS temperature              22 degrees C / 71 degrees F
FPM Display temperature           27 degrees C / 80 degrees F
GBUS Revision                     37

```

show chassis environment fpm sfc
(TX Matrix Plus Router)

```

user@host> show chassis environment fpm sfc
sfc0-re0:
-----
FPM status:
State                               Online
FPM I2CS Voltage:
  3.3 V                           3300 mV
  5.0 V                           5001 mV
  9.0 V FPD                       8672 mV
FPM I2CS temperature              33 degrees C / 91 degrees F
I2CS Revision                     69

```

```

lcc0-re0:
-----
FPM status:
State                               Online
FPM GBUS Voltage:
  1.8 V bias                       1802 mV
  3.3 V bias                       3301 mV
  5.0 V bias                       4984 mV
  8.0 V bias                       7377 mV
FPM Display Voltage:
  5.0 V                           5015 mV
FPM GBUS temperature              30 degrees C / 86 degrees F
FPM Display temperature           32 degrees C / 89 degrees F
GBUS Revision                     37

```

```

lcc1-re0:
-----
FPM status:
State                               Online
FPM GBUS Voltage:
  1.8 V bias                       1789 mV
  3.3 V bias                       3311 mV
  5.0 V bias                       5013 mV
  8.0 V bias                       7467 mV
FPM Display Voltage:

```

```

5.0 V                    5015 mV
FPM GBUS temperature    29 degrees C / 84 degrees F
FPM Display temperature 31 degrees C / 87 degrees F
GBUS Revision           37

```

**show chassis
environment fpm
(T4000 Core Router)**

```

user@host> show chassis environment fpm
regress@stymphalian# run show chassis environment fpm
FPM status:
State                               Online
FPM GBUS Voltage:
  1.8 V bias                        1792 mV
  3.3 V bias                        3299 mV
  5.0 V bias                        5001 mV
  8.0 V bias                        7238 mV
FPM Display Voltage:
  5.0 V                             4998 mV
FPM GBUS temperature                25 degrees C / 77 degrees F
FPM Display temperature              27 degrees C / 80 degrees F
GBUS Revision                        37

```

**show chassis
environment fpm
(PTX5000 Packet
Transport Switch)**

```

user@host> show chassis environment fpm
FPM status:
State                               Online
FPM I2CS Voltage:
  3.3 V                             3300 mV
  5.0 V                             4975 mV
FPM I2CS temperature                37 degrees C / 98 degrees F
I2CS Revision                        109

```

show chassis environment mcs

Syntax	<code>show chassis environment mcs</code> <code><slot></code>
Release Information	Command introduced before Junos OS Release 7.4.
Description	(M40e and M160 routers only) Display environmental information about the Miscellaneous Control Subsystems (MCSs).
Options	<p>none—Display environmental information about both MCSs.</p> <p>slot —(Optional) Display environmental information about an individual MCS. Replace slot with 0 or 1</p>
Required Privilege Level	view
Related Documentation	<ul style="list-style-type: none"> request chassis mcs on page 189
List of Sample Output	show chassis environment mcs (M40e Router) on page 307 show chassis environment mcs (M160 Router) on page 307
Output Fields	Table 55 on page 306 lists the output fields for the show chassis environment mcs command. Output fields are listed in the approximate order in which they appear.

Table 55: show chassis environment mcs Output Fields

Field Name	Field Description
State	<p>Status of the MCS:</p> <ul style="list-style-type: none"> Present—MCS is detected by the chassis daemon but is either not supported by the current version of Junos or MCS is coming up but not yet online. Online—MCS is online and running. Offline—MCS is powered down. Empty—No MCS is present. Master—MCS is online, operating as master. Standby—MCS is online, operating as standby.
Temperature	Temperature of the air flowing past the MCS.
Power	Information about the voltage supplied to the MCS. The left column displays the required power, in volts. The right column displays the measured power, in millivolts.
BUS Revision	Revision level of the generic bus device.
FPGA Revision	Revision level of the field-programmable gate array (FPGA) revision.

Sample Output

```

show chassis environment mcs (M40e Router) user@host> show chassis environment mcs
MCS 0 status:
State Online Master
Temperature 45 degrees C / 113 degrees F
Power:
3.3 V 3283 mV
5.0 V 5013 mV
12.0 V 11721 mV
5.0 V bias 5025 mV
8.0 V bias 8229 mV
BUS Revision 12
FPGA Revision 13
MCS 1 status:
State Online Standby
Temperature 42 degrees C / 107 degrees F
Power:
3.3 V 3296 mV
5.0 V 4971 mV
12.0 V 11814 mV
5.0 V bias 4976 mV
8.0 V bias 8241 mV
BUS Revision 12
FPGA Revision 13

show chassis environment mcs (M160 Router) user@host> show chassis environment mcs
MCS 0 status:
State Online Master
Temperature 50 degrees C / 122 degrees F
Power:
3.3 V 3306 mV
5.0 V 4993 mV
12.0 V 11799 mV
5.0 V bias 4993 mV
8.0 V bias 8288 mV
BUS Revision 12
FPGA Revision 13

```

show chassis environment monitored

Syntax	show chassis environment monitored
Release Information	Command introduced in Junos OS Release 12.1 for PTX Series Packet Transport Switches.
Description	<p>(PTX Series Packet Transport Switches only) Display status information for monitored temperatures.</p> <p>On the PTX Series Packet Transport Switches, you can configure which temperatures are monitored for computing temperature alarms. Use this command to display only the temperatures that are monitored. Temperatures that are not included in the temperature alarm computations are not displayed.</p>
Options	This command has no options.
Required Privilege Level	view
List of Sample Output	show chassis environment monitored (PTX5000 Packet Transport Switch) on page 308
Output Fields	Table 56 on page 308 lists the output fields for the show chassis environment monitored command. Output fields are listed in the approximate order in which they appear.

Table 56: show chassis environment monitored Output Fields

Field Name	Field Description
Item	<p>Chassis component:</p> <ul style="list-style-type: none"> PTX Series Packet Transport Switches—Information about the chassis, Routing Engines, Control Boards (CBs), Switch Interface Boards (SIBs), PICs, and Flexible PIC Concentrators (FPCs).
Status	Status of the specified item. Status can be OK or Alarm .
Measurement	Temperature of the air flowing past the specified chassis component. Temperature is displayed in degrees Celsius (C) and degrees Fahrenheit (F).

Sample Output

```

show chassis environment monitored (PTX5000 Packet Transport Switch)
user@host> show chassis environment monitored
Class Item                               Status    Measurement
Routing Engine 0 CPU                     OK        71 degrees C / 159 degrees F
Routing Engine 1 CPU                     OK        62 degrees C / 143 degrees F
CB 0 Exhaust A                           OK        45 degrees C / 113 degrees F
CB 0 Exhaust B                           OK        41 degrees C / 105 degrees F
CB 1 Exhaust A                           OK        39 degrees C / 102 degrees F
CB 1 Exhaust B                           OK        36 degrees C / 96 degrees F

```

show chassis environment pcg

Syntax	<code>show chassis environment pcg</code> <code><slot></code>
Release Information	Command introduced before Junos OS Release 7.4.
Description	(M40e and M160 routers only) Display environmental information about the Packet Forwarding Engine clock generators (PCGs).
Options	<p>none—Display environmental information about both PCGs.</p> <p>slot—(Optional) Display environmental information about an individual PCG. Replace slot with 0 or 1.</p>
Required Privilege Level	view
Related Documentation	<ul style="list-style-type: none"> request chassis pcg on page 190
List of Sample Output	show chassis environment pcg (M40e Router) on page 310 show chassis environment pcg (M160 Router) on page 310
Output Fields	Table 57 on page 309 lists the output fields for the show chassis environment pcg command. Output fields are listed in the approximate order in which they appear.

Table 57: show chassis environment pcg Output Fields

Field Name	Field Description
PCG slot status	Slot number: 0 or 1.
State	Status of PCG: <ul style="list-style-type: none"> Present—PCG is detected by the chassis process but is either not supported by the current version of Junos OS or PCG is coming up but is not yet online. Online—PCG is powered down. If Online, it can be the Master clock or the Standby clock. Offline—PCG is powered down. Empty—No PCG is present.
Temperature	Temperature of the air flowing past the PCG.
Frequency	Frequency setting and measurement for the PCG.
Power	Information about the voltage supplied to the PCG. The left column displays the required power, in volts. The right column displays the measured power, in millivolts.
BUS Revision	Revision level of the generic bus device.

Sample Output

```

show chassis      user@host> show chassis environment pcg
environment pcg   PCG 0 status:
(M40e Router)    State                Online - Master clock
                   Temperature          44 degrees C / 111 degrees F
                   Frequency:
                     Setting            125.00 MHz
                     Measurement        124.95 MHz
                   Power:
                     3.3 V              3266 mV
                     5.0 V bias        4964 mV
                     8.0 V bias        8112 mV
                   BUS Revision        12
PCG 1 status:
State                Online - Standby
Temperature          47 degrees C / 116 degrees F
Frequency:
  Setting            125.00 MHz
  Measurement        124.96 MHz
Power:
  3.3 V              3271 mV
  5.0 V bias        4979 mV
  8.0 V bias        8117 mV
BUS Revision        12

show chassis      user@host> show chassis environment pcg
environment pcg   PCG 0 status:
(M160 Router)    State                Online - Master clock
                   Temperature          41 degrees C / 105 degrees F
                   Frequency:
                     Setting            125.00 MHz
                     Measurement        125.03 MHz
                   Power:
                     3.3 V              3286 mV
                     5.0 V bias        5010 mV
                     8.0 V bias        8183 mV
                   BUS Revision        12
PCG 1 status:
State                Online - Standby
Temperature          43 degrees C / 109 degrees F
Frequency:
  Setting            125.00 MHz
  Measurement        125.01 MHz
Power:
  3.3 V              3288 mV
  5.0 V bias        4993 mV
  8.0 V bias        8197 mV
BUS Revision        12

```

show chassis environment pdu

Syntax	<code>show chassis environment pdu</code> <code><slot></code>
Release Information	Command introduced in Junos OS Release 12.1 for PTX Series packet transport switches.
Description	<p>(PTX Series packet transport switches only) Display power distribution unit (PDU) environmental status information.</p> <p>On the PTX Series packet transport switches, the power supply consists of power distribution units (PDUs) that contain Power Supply Modules (PSMs). There are four PSMs for each PDU and each PSM provides power to a specific set of FRUs.</p> <ul style="list-style-type: none"> • PSM 0: Fan Trays • PSM 1: Routing Engines, CBs, SIBs, FPD, and CCGs • PSM 2: FPCs • PSM 3: FPCs <p>This arrangement of PDUs and PSMs provide a modular power management design. Depending on which FRUs are present in the chassis, the required number of PSMs change enabling you to use only as much power as required to power the chassis.</p>
Options	<p>none—Display environmental information about all PDUs.</p> <p>slot —(Optional) Display environmental information about an individual PDU. For the PTX5000 packet transport switch, replace slot with 0 or 1.</p>
Required Privilege Level	view
List of Sample Output	show chassis environment pdu (PTX5000 Packet Transport Switch) on page 312
Output Fields	Table 58 on page 311 lists the output fields for the show chassis environment pdu command. Output fields are listed in the approximate order in which they appear.

Table 58: show chassis environment pdu Output Fields

Field Name	Field Description
PDU slot status	Number of the PDU slot.
PDU - State	Status of the PDU. Status can be Online , Present , or Absent .
PDU - Hours Used	Number of hours the PDU has been operational.
PDU - Firmware Version	Version level of the firmware running on the PDU.
PSM number status	PSM number. PSMs are numbered 0 through 3 .

Table 58: show chassis environment pdu Output Fields (*continued*)

Field Name	Field Description
PSM - State	Status of the PSM. Status can be Online , Present , or Absent .
PSM - Temperature	Temperature of the air flowing past the PSM.
PSM - Fans	Status of the cooling fans associated with the PSM.
PSM - AC Input	Status of the AC input for the specified component
PSM - AC Output	Status of the AC output for the specified component.
PSM - DC input	Status of the DC input for the specified component.
PSM - DC output	Status of the DC output for the specified component.
PSM - Hours Used	Number of hours the PSM has been operational.
PSM - Firmware Version	Version level of the firmware running on the PSM.

Sample Output

```

show chassis environment pdu
(PTX5000 Packet Transport Switch)

user@host> show chassis environment pdu 0
PDU 0 status:
  State                Online
  Hours Used           4281
  Firmware Version (MCU1) 00.02
  Firmware Version (MCU2) 00.02
  Firmware Version (MCU3) 00.02
  Firmware Version (MCU4) 00.02
PDU 0 PSM 0 status:
  State                Online
  Temperature          OK    32 degrees C / 89 degrees F
  Fans                 OK
  DC Input              OK
  DC Output             OK
  Hours Used           2864
  Firmware Version      00.04
PDU 0 PSM 1 status:
  State                Online
  Temperature          OK    30 degrees C / 86 degrees F
  Fans                 OK
  DC Input              OK
  DC Output             OK
  Hours Used           3540
  Firmware Version      00.04
PDU 0 PSM 2 status:
  State                Online
  Temperature          OK    29 degrees C / 84 degrees F
  Fans                 OK
  DC Input              OK
  DC Output             OK
  Hours Used           3711
  Firmware Version      00.04

```

```
PDU 0 PSM 3 status:
State                Online
Temperature          OK   29 degrees C / 84 degrees F
Fans                 OK
DC Input              OK
DC Output             OK
Hours Used            4243
Firmware Version      00.04
```

show chassis environment pem

Syntax	show chassis environment pem <slot>
Syntax (TX Matrix Routers)	show chassis environment pem <lcc number scc> <slot>
Syntax (TX Matrix Plus Routers)	show chassis environment pem <lcc number sfc number> <slot>
Syntax (MX Series Router)	show chassis environment pem <slot> <all-members> <local> <member member-id>
Release Information	Command introduced before Junos OS Release 7.4.
Description	(M40e, M120, M160, M320, MX Series, and T Series routers only) Display Power Entry Module (PEM) environmental status information.



NOTE: The new high-capacity (4100W) enhanced DC PEM on MX960 routers includes a new design that can condition the input voltage. This results in the output voltage differing from the input voltage. The earlier generation of DC PEMs coupled the input power directly to the output, thereby making it safe to assume that the output voltage was equal to the input voltage.

- Options** **none**—Display environmental information about both PEMs. For the TX Matrix router, display environmental information about the PEMs, the TX Matrix router, and its attached T640 routers. For the TX Matrix Plus router, display environmental information about the PEMs, the TX Matrix Plus router, and its attached T1600 routers.
- all-members**—(MX Series routers only) (Optional) Display environmental information about the PEMs in all the member routers of the Virtual Chassis configuration.
- lcc number**—(TX Matrix and TX Matrix Plus routers only) (Optional) On a TX Matrix router, display environmental information about the PEM in a specified T640 router (or line-card chassis) that is connected to a TX Matrix router. On a TX Matrix Plus router, display environmental information about the PEM in a specified T1600 router (or line-card chassis) that is connected to a TX Matrix Plus router. Replace **number** with a value from 0 through 3.
- local**—(MX Series routers only) (Optional) Display environmental information about the PEM in the local Virtual Chassis member.

member *member-id*—(MX Series routers only) (Optional) Display environmental information about the PEM in the specified member of the Virtual Chassis configuration. Replace *member-id* with a value of 0 or 1.

scc—(TX Matrix routers only) (Optional) Display environmental information about the PEM in the TX Matrix router (or switch-card chassis).

sfc—(TX Matrix Plus routers only) (Optional) Display environmental information about the PEM in the TX Matrix Plus router (or switch-fabric chassis).

slot —(Optional) Display environmental information about an individual PEM. Replace *slot* with 0 or 1.

Required Privilege Level view

Related Documentation

- [show chassis hardware on page 503](#)

List of Sample Output

[show chassis environment pem \(M40e Router\) on page 316](#)
[show chassis environment pem \(M120 Router\) on page 316](#)
[show chassis environment pem \(M160 Router\) on page 317](#)
[show chassis environment pem \(M320 Router\) on page 317](#)
[show chassis environment pem \(MX240 Router\) on page 317](#)
[show chassis environment pem \(MX480 Router\) on page 317](#)
[show chassis environment pem \(MX960 Router\) on page 318](#)
[show chassis environment pem \(T320 Router\) on page 318](#)
[show chassis environment pem \(T640 Router\) on page 318](#)
[show chassis environment pem \(T4000 Router\) on page 318](#)
[show chassis environment pem \(T640/T1600/T4000 Routers With Six-Input DC Power Supply\) on page 318](#)
[show chassis environment pem lcc \(TX Matrix Routing Matrix\) on page 319](#)
[show chassis environment pem scc \(TX Matrix Routing Matrix\) on page 319](#)
[show chassis environment pem sfc \(TX Matrix Plus Routing Matrix\) on page 319](#)
[show chassis environment pem lcc \(TX Matrix Plus Routing Matrix\) on page 320](#)

Output Fields [Table 59 on page 315](#) lists the output fields for the **show chassis environment pem** command. Output fields are listed in the approximate order in which they appear.

Table 59: show chassis environment pem Output Fields

Field Name	Field Description
PEM <i>slot</i> status	Number of the PEM slot.
State	Status of the PEM.
Temperature	Temperature of the air flowing past the PEM.
AC Input	Status of the AC input for the specified component
AC Output	Status of the AC output for the specified component.

Table 59: show chassis environment pem Output Fields (*continued*)

Field Name	Field Description
DC input	Status of the DC input for the specified component.
DC output	Status of the DC output for the specified component.
Load	(Not available on M40e or M160 routers) Information about the load on supply, in percentage of rated current being used.
Voltage	(M120, M160, M320, T640, T1600, TX Matrix, and TX Matrix Plus routers only) Information about voltage supplied to the PEM.
Current	(T640, T1600, TX Matrix, and TX Matrix Plus routers only) Information about the PEM current.
Power	(T640, T1600, TX Matrix, and TX Matrix Plus routers only) Information about the PEM power.
SCG/CB/SIB	(T640, T1600, TX Matrix, and TX Matrix Plus routers only) SONET Clock Generator/Control Board/Switch Interface Board.
FAN	(T640, T1600, and T4000 routers with six-input DC power supply only) Information about the DC output to the fan.

Sample Output

```

show chassis environment pem user@host> show chassis environment pem
(M40e Router)                PEM 0 status:
                             State                Online
                             Temperature            OK
                             AC input              OK
                             DC output             OK

show chassis environment pem user@host> show chassis environment pem
(M120 Router)                PEM 0 status:
                             State                Online
                             Temperature            OK
                             DC Input:              OK
                             DC Output:             OK
                             Load                  Less than 20 percent
                             Voltage:
                               48.0 V input          52864 mV
                               48.0 V fan supply     41655 mV
                               3.3 V                3399 mV
                             PEM 1 status:
                             State                Online
                             Temperature            OK
                             DC Input:              OK
                             DC Output:             OK
                             Load                  Less than 20 percent
                             Voltage:
                               48.0 V input          54537 mV
                               48.0 V fan supply     42910 mV
                               3.3 V                3506 mV

```

```

show chassis environment pem
(M160 Router)
user@host> show chassis environment pem
PEM 0 status:
  State                Online
  Temperature           OK
  DC input              OK
  DC output             OK
  Load                 Less than 20 percent
  Voltage:
    48.0 V input        54833 mV
    48.0 V fan supply   50549 mV
    8.0 V bias          8239 mV
    5.0 V bias          5006 mV

```

```

show chassis environment pem
(M320 Router)
user@host> show chassis environment pem
PEM 2 status:
  State                Online
  Temperature           OK
  DC input              OK
  Load                 Less than 40 percent
    48.0 V input        51853 mV
    48.0 V fan supply   48877 mV
    8.0 V bias          8449 mV
    5.0 V bias          4998 mV
PEM 3 status:
  State                Online
  Temperature           OK
  DC input              OK
  Load                 Less than 40 percent
    48.0 V input        51717 mV
    48.0 V fan supply   49076 mV
    8.0 V bias          8442 mV
    5.0 V bias          4998 mV

```

```

show chassis environment pem
(MX240 Router)
user@host> show chassis environment pem
PEM 0 status:
  State                Online
  Temperature           OK
  DC Output:           OK
PEM 1 status:
  State                Online
  Temperature           OK
  DC Output:           OK

```

```

show chassis environment pem
(MX480 Router)
user@host> show chassis environment pem
PEM 0 status:
  State                Online
  Temperature           OK
  DC Input:            OK
  DC Output:           OK
  Voltage:
PEM 1 status:
  State                Online
  Temperature           OK
  DC Input:            OK
  DC Output:           OK
  Voltage:

```

show chassis environment pem
(MX960 Router)

```
user@host> show chassis environment pem
PEM 2 status:
  State                Present
PEM 3 status:
  State                Online
  Temperature          OK
  DC Output:          OK
```

show chassis environment pem
(T320 Router)

```
user@host> show chassis environment pem
PEM 0 status:
  State                Online
  Temperature          OK
  DC input:           OK
```

show chassis environment pem
(T640 Router)

```
user@host> show chassis environment pem
PEM 0 status:
  State                Online
  Temperature          22 degrees C / 71 degrees F
  AC input: OK
  DC output:
    Voltage    Current    Power    Load
    FPC 0      56875      606      34      4
    FPC 1      57016      525      29      3
    FPC 2        0        0        0      0
    FPC 3        0        0        0      0
    FPC 4        0        0        0      0
    FPC 5        0        0        0      0
    FPC 6      57158      1581      90     12
    FPC 7        0        0        0      0
  SCG/CB/SIB      56750      1125      63      5
```

show chassis environment pem
(T4000 Router)

```
user@host> show chassis environment pem
PEM 0 status:
  State                Online
  Temperature          33 degrees C / 91 degrees F
  DC Input:           OK
    Voltage(V)    Current(A)    Power(W)    Load(%)
    INPUT 0      54.625      9.812      535      22
    INPUT 1      54.625     10.250      559      23
    INPUT 2      55.125      0.125        6       0
    INPUT 3      54.500     10.062      548      22
    INPUT 4      54.750      9.375      513      21
    INPUT 5      54.750     10.187      557      23
  DC Output
    Voltage(V)    Current(A)    Power(W)    Load(%)
    FPC 0      55.750     10.125      564      37
    FPC 1      51.625      0.000        0       0
    FPC 2      52.000      0.000        0       0
    FPC 3      55.062     10.437      574      38
    FPC 4      52.125      0.000        0       0
    FPC 5      55.000      9.375      515      34
    FPC 6      55.187      9.687      534      35
    FPC 7      51.437      0.000        0       0
  SCG/CB/SIB      55.375     15.750      872      35
  FAN           54.562     14.750      804      42
```

show chassis environment pem
(T640/T1600/T4000)

```
user@host> show chassis environment pem
PEM 1 status:
  State                Online
  Temperature          36 degrees C / 96 degrees F
```

Routers With Six-Input DC Power Supply)	DC Input: OK				
		Voltage(V)	Current(A)	Power(W)	Load(%)
	INPUT 0	0.000	0.000	0	0
	INPUT 1	54.875	3.812	209	27
	INPUT 2	55.375	3.937	218	29
	INPUT 3	54.625	3.750	204	27
	INPUT 4	55.125	3.375	186	24
	INPUT 5	55.125	3.375	186	24
	DC Output				
		Voltage(V)	Current(A)	Power(W)	Load(%)
	FPC 0	52.312	0.000	0	0
	FPC 1	52.687	0.000	0	0
	FPC 2	52.812	0.000	0	0
	FPC 3	55.812	7.062	394	52
	FPC 4	52.625	0.000	0	0
	FPC 5	52.625	0.000	0	0
	FPC 6	52.750	0.000	0	0
	FPC 7	52.750	0.000	0	0
	SCG/CB/SIB	55.937	11.937	667	55
	FAN	55.812	4.937	275	36

show chassis environment pem lcc
(TX Matrix Routing Matrix)

```
user@host> show chassis environment pem 0 lcc 0
lcc0-re0:
-----
PEM 0 status:
State                Present
Temperature          27 degrees C / 80 degrees F
DC input:             Check
DC output:            Voltage  Current      Power      Load
FPC 0                 0          0          0          0
FPC 1                 0          0          0          0
FPC 2                 0          0          0          0
FPC 3                 0          0          0          0
FPC 4                 0          0          0          0
FPC 5                 0          0          0          0
FPC 6                 0          0          0          0
FPC 7                 0          0          0          0
SCG/CB/SIB            0          0          0          0
```

show chassis environment pem scc
(TX Matrix Routing Matrix)

```
user@host> show chassis environment pem scc
scc-re0:
-----
PEM 1 status:
State                Online
Temperature          24 degrees C / 75 degrees F
DC input:             OK
DC output:            Voltage  Current      Power      Load
SIB 0                 0          0          0          0
SIB 1                 0          0          0          0
SIB 2                 0          0          0          0
SIB 3                 56550      0          0          0
SIB 4                 55958      6912       386        51
```

show chassis environment pem sfc
(TX Matrix Plus Routing Matrix)

```
user@host> show chassis environment pem sfc 0
sfc0-re0:
-----
PEM 0 status:
State                Online
Temperature          35 degrees C / 95 degrees F
DC Input:            OK
DC Output            Voltage  Current      Power      Load
```

Channel 0	53820	14140	761	59
Channel 1	53550	12720	681	53
Channel 2	53840	12930	696	54
Channel 3	53690	14990	804	63
Channel 4	53620	15070	808	63
Channel 5	53900	14820	798	62
Channel 6	54120	5020	271	21

```

show chassis environment pem lcc
(TX Matrix Plus Routing Matrix)

```

```

user@host> show chassis environment lcc 0

```

```

lcc0-re1:

```

```

-----
PEM 0 status:

```

```

State                Online
Temperature          38 degrees C / 100 degrees F
DC Input:            OK
DC Output            Voltage    Current    Power    Load
FPC 0                0        0        0        0
FPC 1                0        0        0        0
FPC 2                0        0        0        0
FPC 3                0        0        0        0
FPC 4                56408    7575    427     56
FPC 5                0        0        0        0
FPC 6                56266    7956    447     59
FPC 7                56283    6100    343     45
SCG/CB/SIB           55916    8950    500     41

```

```

PEM 1 status:

```

```

State                Present
Temperature          35 degrees C / 95 degrees F
DC Input:            Check
DC Output            Voltage    Current    Power    Load
FPC 0                0        0        0        0
FPC 1                0        0        0        0
FPC 2                0        0        0        0
FPC 3                0        0        0        0
FPC 4                0        0        0        0
FPC 5                0        0        0        0
FPC 6                0        0        0        0
FPC 7                0        0        0        0
SCG/CB/SIB           0        0        0        0

```

show chassis environment routing-engine

Syntax	show chassis environment routing-engine <slot>
Syntax (TX Matrix Routers)	show chassis environment routing-engine <lcc <i>number</i> scc> <slot>
Syntax (TX Matrix Plus Routers)	show chassis environment routing-engine <lcc <i>number</i> sfc <i>number</i> > <slot>
Syntax (MX Series Routers)	show chassis environment routing-engine <slot> <all-members> <local> <member <i>member-id</i> >
Syntax (QFX Series)	show chassis environment routing-engine interconnect-device <i>name</i>
Release Information	<p>Command introduced before Junos OS Release 7.4.</p> <p>Command introduced in Junos OS Release 9.0 for EX Series switches.</p> <p>sfc option introduced for the TX Matrix Plus router in Junos OS Release 9.6.</p> <p>Command introduced in Junos OS Release 11.1 for the QFX Series.</p> <p>Command introduced in Junos OS Release 12.1 for the PTX Series Packet Transport Switches.</p> <p>Command introduced in Junos OS Release 12.1 for the T4000 Core Routers.</p>
Description	Display Routing Engine environmental status information.
Options	<p>none—Display environmental information about all Routing Engines. For a TX Matrix router, display environmental information about all Routing Engines on the TX Matrix router and its attached T640 routers. For a TX Matrix Plus router, display environmental information about all Routing Engines on the TX Matrix Plus router and its attached T1600 routers.</p> <p>all-members—(MX Series routers only) (Optional) Display environmental information about the Routing Engines in all member routers in the Virtual Chassis configuration.</p> <p>interconnect-device <i>name</i>—(QFabric switches only) (Optional) Display environmental information about the Routing Engines for the Interconnect device.</p> <p>lcc <i>number</i>—(TX Matrix and TX Matrix routers only) (Optional) On a TX Matrix router, display environmental information about the Routing Engine in a specified T640 router (or line-card chassis) that is connected to the TX Matrix router. On a TX Matrix Plus router, display environmental information about the Routing Engine in a specified T1600 router (or line-card chassis) that is connected to the TX Matrix Plus router. Replace <i>number</i> with a value from 0 through 3.</p>

local—(MX Series routers only) (Optional) Display environmental information about the Routing Engines in the local Virtual Chassis member.

member *member-id*—(MX Series routers only) (Optional) Display environmental information about the Routing Engines in the specified member in the Virtual Chassis configuration. Replace ***member-id*** with the value of 0 or 1.

scc—(TX Matrix router only) (Optional) Display environmental information about the Routing Engine in the TX Matrix router (or switch-card chassis).

sfc—(TX Matrix Plus router only) (Optional) Display environmental information about the Routing Engine in the TX Matrix Plus router (or switch-fabric chassis).

slot—(Optional) Display environmental information about an individual Routing Engine. On M10i, M20, M40e, M120, M160, M320, MX Series, and T Series routers, replace **slot** with 0 or 1. On M5, M7i, M10, and M40 routers and on the J Series router, replace **slot** with 0. On EX3200 and EX4200 standalone switches, replace **slot** with 0. On EX4200 switches in a Virtual Chassis configuration and on EX8208 and EX8216 switches, replace **slot** with 0 or 1. On the QFX3500 switch, there is only one Routing Engine, so you do not need to specify the slot number. On PTX Series Packet Transport Switches, replace **slot** with 0 or 1.

Required Privilege Level view

List of Sample Output

- [show chassis environment routing-engine \(Nonredundant\) on page 323](#)
- [show chassis environment routing-engine \(Redundant\) on page 323](#)
- [show chassis environment routing-engine \(TX Matrix Plus Router\) on page 323](#)
- [show chassis environment routing-engine \(T4000 Core Router\) on page 323](#)
- [show chassis environment routing-engine \(QFX Series\) on page 323](#)
- [show chassis environment routing-engine interconnect-device \(QFabric Switch\) on page 324](#)
- [show chassis environment routing-engine \(PTX5000 Packet Transport Switch\) on page 324](#)

Output Fields [Table 60 on page 322](#) lists the output fields for the **show chassis environment routing-engine** command. Output fields are listed in the approximate order in which they appear.

Table 60: show chassis environment routing-engine Output Fields

Field Name	Field Description
Routing engine <i>slot</i> status	Number of the Routing Engine slot: 0 or 1.
State	Status of the Routing Engine: <ul style="list-style-type: none"> • Online Master—Routing Engine is online, operating as Master. • Online Standby—Routing Engine is online, operating as Standby. • Offline—Routing Engine is offline.
Temperature	Temperature of the air flowing past the Routing Engine.

Table 60: show chassis environment routing-engine Output Fields (*continued*)

Field Name	Field Description
CPU Temperature	(PTX Series and T4000 Core Routers only) Temperature of the air flowing past the Routing Engine CPU.

Sample Output

```

show chassis environment routing-engine (Nonredundant)
user@host> show chassis environment routing-engine
Routing Engine 0 status:
  State          Online Master
  Temperature     27 degrees C / 80 degrees

show chassis environment routing-engine (Redundant)
user@host> show chassis environment routing-engine
Route Engine 0 status:
  State:          Online Master
  Temperature:    26 degrees C / 78 degrees F
Route Engine 1 status:
  State:          Online Standby
  Temperature:    26 degrees C / 78 degrees F

show chassis environment routing-engine (TX Matrix Plus Router)
user@host> show chassis environment routing-engine
sfc0-re0:
-----
Routing Engine 0 status:
  State          Online Master
  Temperature     26 degrees C / 78 degrees F
Routing Engine 1 status:
  State          Online Standby
  Temperature     28 degrees C / 82 degrees F

lcc0-re0:
-----
Routing Engine 0 status:
  State          Online Master
  Temperature     30 degrees C / 86 degrees F
Routing Engine 1 status:
  State          Online Standby
  Temperature     29 degrees C / 84 degrees F

show chassis environment routing-engine (T4000 Core Router)
user@host> show chassis environment routing-engine
Routing Engine 0 status:
  State          Online Master
  Temperature     33 degrees C / 91 degrees F
  CPU Temperature 50 degrees C / 122 degrees F
Routing Engine 1 status:
  State          Online Standby
  Temperature     33 degrees C / 91 degrees F
  CPU Temperature 46 degrees C / 114 degrees F

show chassis environment
user@switch> show chassis environment routing-engine
Routing Engine 0 status:
  State          Online Master
  Temperature     42 degrees C / 107 degrees F

```

**routing-engine (QFX
Series)**

```
show chassis environment routing-engine interconnect-device interconnect1
routing-engine interconnect-device interconnect1
Routing Engine 0 status:
  State      Online Standby
  Temperature 52 degrees C / 125 degrees F
Routing Engine 1 status:
  State      Online Master
  Temperature 57 degrees C / 134 degrees F
```

```
show chassis environment routing-engine
Routing Engine 0 status:
  State      Online Master
  Temperature 55 degrees C / 131 degrees F
  CPU Temperature 66 degrees C / 150 degrees F
Routing Engine 1 status:
  State      Online Standby
  Temperature 52 degrees C / 125 degrees F
  CPU Temperature 64 degrees C / 147 degrees F
```

show chassis environment scg

Syntax	show chassis environment scg <slot>
Syntax (TX Matrix and TX Matrix Plus Router)	show chassis environment scg <fcc number> <slot>
Release Information	Command introduced before Junos OS Release 7.4. Command introduced in Junos OS Release 12.1 for the T4000 Core Routers.
Description	Display SONET Clock Generator (SCG) environmental information.
Options	<p>none—(TX Matrix and TX Matrix Plus routers only) Display environmental information about all SCGs. On a TX Matrix router, display environmental information about all SCGs on the TX Matrix router and its attached T640 routers. On a TX Matrix Plus router, display environmental information about all SCGs on the TX Matrix Plus router and its attached T1600 routers.</p> <p>fcc number—(TX Matrix and TX Matrix Plus routers only) (Optional) On a TX Matrix router, display environmental information about the SCG in a specified T640 router (or line-card chassis) that is connected to the TX Matrix router. On a TX Matrix Plus router, display environmental information about the SCG in a specified T1600 router (or line-card chassis) that is connected to the TX Matrix Plus router. Replace <i>number</i> with a value from 0 through 3.</p> <p>slot—(Optional) Display environmental information about the SCG. Replace <i>slot</i> with 0 or 1.</p>
Required Privilege Level	view
Related Documentation	<ul style="list-style-type: none"> • request chassis scg on page 200 • Configuring the Clock Source • T320 SONET Clock Generator (SCG) Description
List of Sample Output	show chassis environment scg (T Series Routers) on page 326 show chassis environment scg (T4000 Core Routers) on page 326 show chassis environment scg fcc (TX Matrix Router) on page 327 show chassis environment scg fcc (TX Matrix Plus Router) on page 327 show chassis environment scg (TX Matrix Plus Router) on page 327
Output Fields	Table 61 on page 326 lists the output fields for the show chassis environment scg command. Output fields are listed in the approximate order in which they appear.

Table 61: show chassis environment scg Output Fields

Field Name	Field Description
SCG slot status	Number of the SCG slot: 0 or 1.
State	Status of the SCG: <ul style="list-style-type: none"> • Online—SCG is online and running. • Offline—SCG is powered down. If two SCGs are installed and online, one is functioning as the master, and the other is the standby.
Temperature	Temperature of the air flowing past the SCG.
Power	Power on the SCG. The left column displays required power, in volts. The right column displays measured power, in millivolts.
BUS Revision	Revision level of the generic bus device.

Sample Output

```

show chassis environment scg (T Series Routers)
user@host> show chassis environment scg
SCG 0 status:
  State          Online - Master clock
  Temperature    29 degrees C / 84 degrees F
  Power:
    GROUND       0 mV
    3.3 V        3297 mV
    5.0 V        5050 mV
    5.6 V        5682 mV
    1.8 V bias   1787 mV
    3.3 V bias   3277 mV
    5.0 V bias   4984 mV
    8.0 V bias   8400 mV
  BUS Revision   40
SCG 1 status:
  State          Online - Standby
  Temperature    28 degrees C / 82 degrees F
  Power:
    GROUND       0 mV
    3.3 V        3317 mV
    5.0 V        5057 mV
    5.6 V        5689 mV
    1.8 V bias   1794 mV
    3.3 V bias   3296 mV
    5.0 V bias   4991 mV
    8.0 V bias   8410 mV
  BUS Revision   40

show chassis environment scg (T4000 Core Routers)
user@host> show chassis environment scg
SCG 0 status:
  State          Online - Master clock
  Temperature    33 degrees C / 91 degrees F
  Power
    GROUND       0 mV

```

```

1.8 V bias      1794 mV
3.3 V          3310 mV
3.3 V bias     3299 mV
5.0 V          5040 mV
5.0 V bias     5003 mV
5.6 V          5780 mV
8.0 V bias     7416 mV
Bus Revision    40
SCG 1 status:
State           Online - Standby
Temperature     33 degrees C / 91 degrees F
Power
GROUND          0 mV
1.8 V bias      1794 mV
3.3 V          3319 mV
3.3 V bias     3286 mV
5.0 V          5047 mV
5.0 V bias     5013 mV
5.6 V          5758 mV
8.0 V bias     7347 mV
Bus Revision    40

```

show chassis environment scg lcc
(TX Matrix Router)

```

user@host> show chassis environment scg lcc 0 0
lcc0-re0:
-----

```

```

SCG 0 status:
State           Online - Master clock
Temperature     30 degrees C / 86 degrees F
Power:
GROUND          0 mV
3.3 V          3321 mV
5.0 V          5062 mV
5.6 V          5682 mV
1.8 V bias      1789 mV
3.3 V bias     3289 mV
5.0 V bias     4993 mV
8.0 V bias     7807 mV
BUS Revision    40

```

show chassis environment scg lcc
(TX Matrix Plus Router)

```

user@host> show chassis environment scg lcc 0
lcc0-re0:
-----

```

```

SCG 0 status:
State           Online - Master clock
Temperature     42 degrees C / 107 degrees F
Power
GROUND          0 mV
1.8 V bias      1800 mV
3.3 V          3290 mV
3.3 V bias     3304 mV
5.0 V          5042 mV
5.0 V bias     4979 mV
5.6 V          5765 mV
8.0 V bias     7682 mV
Bus Revision    40

```

show chassis environment scg
lcc0-re0:

```

-----

```

```
(TX Matrix Plus Router) SCG 0 status:
State Online - Master clock
Temperature 40 degrees C / 104 degrees F
Power
  GROUND 0 mV
  1.8 V bias 1800 mV
  3.3 V 3291 mV
  3.3 V bias 3304 mV
  5.0 V 5042 mV
  5.0 V bias 4979 mV
  5.6 V 5765 mV
  8.0 V bias 7643 mV
Bus Revision 40
```

lcc1-re0:

```
-----
SCG 0 status:
State Online - Master clock
Temperature 37 degrees C / 98 degrees F
Power
  GROUND 0 mV
  1.8 V bias 1788 mV
  3.3 V 3305 mV
  3.3 V bias 3284 mV
  5.0 V 5042 mV
  5.0 V bias 5010 mV
  5.6 V 5748 mV
  8.0 V bias 7692 mV
Bus Revision 40
```

lcc2-re0:

```
-----
SCG 0 status:
State Online - Master clock
Temperature 39 degrees C / 102 degrees F
Power
  GROUND 0 mV
  1.8 V bias 1785 mV
  3.3 V 3306 mV
  3.3 V bias 3301 mV
  5.0 V 5045 mV
  5.0 V bias 4993 mV
  5.6 V 5765 mV
  8.0 V bias 7838 mV
Bus Revision 40
```

lcc3-re0:

```
-----
SCG 0 status:
State Online - Master clock
Temperature 39 degrees C / 102 degrees F
Power
  GROUND 0 mV
  1.8 V bias 1800 mV
  3.3 V 3290 mV
  3.3 V bias 3294 mV
  5.0 V 5050 mV
  5.0 V bias 4984 mV
  5.6 V 5780 mV
  8.0 V bias 7716 mV
Bus Revision 40
```


show chassis environment sfm

Syntax	<code>show chassis environment sfm</code> <code><slot></code>
Release Information	Command introduced before Junos OS Release 7.4.
Description	(M40e and M160 routers only) Display Switching and Forwarding Module (SFM) environmental information.
Options	<p>none—Display environmental information about all SFMs.</p> <p>slot—(Optional) Display environmental information about an individual SFM. Replace slot with a value from 0 through 3.</p>
Required Privilege Level	view
Related Documentation	<ul style="list-style-type: none"> • request chassis sfm on page 201 • request chassis sfm master switch on page 202 • Configuring SFM Redundancy on M40e and M160 Routers • Switching the Global Master and Backup Roles in a Virtual Chassis Configuration
List of Sample Output	<p>show chassis environment sfm (M40e Router) on page 332</p> <p>show chassis environment sfm (M160 Router) on page 332</p>
Output Fields	Table 62 on page 330 lists the output fields for the show chassis environment sfm command. Output fields are listed in the approximate order in which they appear.

Table 62: show chassis environment sfm Output Fields

Field Name	Field Description
SFM slot status	SFM slot number: 0 or 1 on an M40e router, or 0 , 1 , 2 , or 3 on an M160 router.
State	<p>Status of the SFM:</p> <ul style="list-style-type: none"> • Online—SFM is online and running. • Offline—SFM is powered down. <p>If two SFMs are installed and online, one is functioning as the master, and the other is marked as the Standby.</p>
SPP Temperature	Temperature of the air flowing past the Switch Plane Processor card.
SPR Temperature	Temperature of the air flowing past the Switch Plane Router card.
SPP Power	Information about the voltage supplied to the Switch Plane Processor card. The left column displays the required power, in volts. The right column displays the measured power, in millivolts.

Table 62: show chassis environment sfm Output Fields (*continued*)

Field Name	Field Description
SPR Power	Information about the voltage supplied to the Switch Plane Router. The left column displays the required power, in volts. The right column displays the measured power, in millivolts.
CMB Revision	Revision level of the Chassis Management Bus (CMB) device.

Sample Output

```

show chassis environment sfm user@host> show chassis environment sfm
(M40e Router)
SFM 0 status:
State Online
SPP temperature 40 degrees C / 104 degrees F
SPR temperature 44 degrees C / 111 degrees F
SPP Power:
  1.5 V 1501 mV
  2.5 V 2472 mV
  3.3 V 3293 mV
  5.0 V 5028 mV
  5.0 V bias 4964 mV
SPR Power:
  1.5 V 1501 mV
  2.5 V 2483 mV
  3.3 V 3308 mV
  5.0 V 5035 mV
  5.0 V bias 4981 mV
  8.0 V bias 8239 mV
CMB Revision 12
SFM 1 status:
State Online - Standby
SPP temperature 43 degrees C / 109 degrees F
SPR temperature 45 degrees C / 113 degrees F
SPP Power:
  1.5 V 1503 mV
  2.5 V 2483 mV
  3.3 V 3284 mV
  5.0 V 5045 mV
  5.0 V bias 4993 mV
SPR Power:
  1.5 V 1498 mV
  2.5 V 2472 mV
  3.3 V 3284 mV
  5.0 V 5035 mV
  5.0 V bias 4991 mV
  8.0 V bias 8231 mV
CMB Revision 12

```

```

show chassis environment sfm user@host> show chassis environment sfm
(M160 Router)
SFM 0 status:
State Online
SPP temperature 43 degrees C / 109 degrees F
SPR temperature 44 degrees C / 111 degrees F
SPP Power:
  1.5 V 1504 mV
  2.5 V 2474 mV
  3.3 V 3290 mV
  5.0 V 5015 mV
  5.0 V bias 4962 mV
SPR Power:
  1.5 V 1498 mV
  2.5 V 2482 mV
  3.3 V 3299 mV
  5.0 V 5020 mV
  5.0 V bias 4971 mV
  8.0 V bias 8229 mV
CMB Revision 12
SFM 1 status:

```

```

State                               Online
SPP temperature                     47 degrees C / 116 degrees F
SPR temperature                     50 degrees C / 122 degrees F
SPP Power:
  1.5 V                             1499 mV
  2.5 V                             2466 mV
  3.3 V                             3274 mV
  5.0 V                             5025 mV
  5.0 V bias                         4984 mV
SPR Power:
  1.5 V                             1496 mV
  2.5 V                             2470 mV
  3.3 V                             3279 mV
  5.0 V                             5020 mV
  5.0 V bias                         4993 mV
  8.0 V bias                         8222 mV
CMB Revision                         12
SFM 2 status:
State                               Online
SPP temperature                     50 degrees C / 122 degrees F
SPR temperature                     52 degrees C / 125 degrees F
SPP Power:
  1.5 V                             1504 mV
  2.5 V                             2471 mV
  3.3 V                             3294 mV
  5.0 V                             5045 mV
  5.0 V bias                         4981 mV
SPR Power:
  1.5 V                             1496 mV
  2.5 V                             2470 mV
  3.3 V                             3293 mV
  5.0 V                             5028 mV
  5.0 V bias                         4971 mV
  8.0 V bias                         8214 mV
CMB Revision                         12
SFM 3 status:
State                               Online
SPP temperature                     49 degrees C / 120 degrees F
SPR temperature                     48 degrees C / 118 degrees F
SPP Power:
  1.5 V                             1505 mV
  2.5 V                             2484 mV
  3.3 V                             3296 mV
  5.0 V                             5040 mV
  5.0 V bias                         4984 mV
SPR Power:
  1.5 V                             1503 mV
  2.5 V                             2488 mV
  3.3 V                             3302 mV
  5.0 V                             5037 mV
  5.0 V bias                         4993 mV
  8.0 V bias                         8249 mV
CMB Revision                         12

```

show chassis environment sib

Syntax	show chassis environment sib <slot>
Syntax (TX Matrix Router)	show chassis environment sib <lcc number scc> <slot>
Syntax (TX Matrix Plus Router)	show chassis environment sib <lcc number sfc number> <slot> <f13 sib-slot> <f2s sib-slot/sib-f2s-slot-number>
Release Information	Command introduced before Junos OS Release 7.4. sfc option introduced in Junos OS Release 9.6. for the TX Matrix Plus router. Command introduced in Junos OS 12.1 for the PTX Series Packet Transport Switches. Command introduced in Junos OS 12.1 for the T4000 Core Routers.
Description	(M320, T Series, TX Matrix, and TX Matrix Plus routers, and PTX Packet Transport Switches only) Display Switch Interface Boards (SIB) environmental information.
Options	<p>none—Display environmental information about all SIBs. On a TX Matrix router, display environmental information about all SIBs on the TX Matrix router and its attached T640 routers. On a TX Matrix Plus router, display environmental information about all SIBs on the TX Matrix Plus router and its attached T1600 routers.</p> <p>f13 sib-slot—(TX Matrix Plus routers only) (Optional) Display SIB F13 environmental information only. Replace sib-slot with one of the following values: 0, 1, 3, 4, 6, 7, 8, 9, 11, or 12.</p> <p>f2s sib-slot/sib-f2s-slot-number—(TX Matrix Plus routers only) (Optional) Display SIB F2s environmental information only. Replace sib-slot with a value from 0 through 4, followed by a sib-f2s-slot-number value of 0, 2, 4 or 6.</p> <p>lcc number—(TX Matrix and TX Matrix Plus routers only) (Optional) On a TX Matrix router, display environmental information about the SIB in a specified T640 router (or line-card chassis) that is connected to the TX Matrix router. On a TX Matrix Plus router, display environmental information about the SIB in a specified T1600 router (or line-card chassis) that is connected to the TX Matrix Plus router. Replace number with a value from 0 through 4.</p> <p>scc—(TX Matrix routers only) (Optional) Display environmental information about the SIB in the TX Matrix router (or switch-card chassis).</p> <p>sfc—(TX Matrix Plus routers only) (Optional) Display environmental information about the SIB in the TX Matrix Plus router (or switch-fabric chassis).</p> <p>slot—(Optional) Display environmental information about the specified SIB. For the M320 router, replace slot with a value from 0 through 3. For the T640, T1600, T4000, and</p>

TX Matrix routers, replace **slot** with a value from **0** through **4**. For the TX Matrix Plus router, replace **slot** with a value from **0** through **15**. For the T320 router, replace **slot** with a value from **0** through **2**. For the PTX5000 Packet Transport Switch, replace **slot** with a value from **0** through **8**.

Required Privilege Level view

- Related Documentation**
- [request chassis sib on page 203](#)
 - [show chassis sibs on page 621](#)
 - Configuring the Junos OS to Upgrade and Downgrade Switch Interface Boards on a TX Matrix Router
 - M320 SIB Description

List of Sample Output

[show chassis environment sib \(M320 Router\) on page 336](#)
[show chassis environment sib 1 \(T640 Router\) on page 337](#)
[show chassis environment sib 1 \(T4000 Router\) on page 337](#)
[show chassis environment sib scc \(TX Matrix Router\) on page 338](#)
[show chassis environment sib \(TX Matrix Plus Router\) on page 338](#)
[show chassis environment sib sfc \(TX Matrix Plus Router\) on page 348](#)
[show chassis environment sib f13 \(TX Matrix Plus Router\) on page 353](#)
[show chassis environment sib f2s \(TX Matrix Plus Router\) on page 354](#)
[show chassis environment sib \(PTX5000 Packet Transport Switch\) on page 354](#)

Output Fields [Table 63 on page 335](#) lists the output fields for the **show chassis environment sib** command. Output fields are listed in the approximate order in which they appear.

Table 63: show chassis environment sib Output Fields

Field Name	Field Description
SIB slot status	<p>SIB slot number:</p> <ul style="list-style-type: none"> • 0 through 3 on an M320 router. • 0 or 2 on a T320 router. • 0 through 4 on a T640, or T1600, T4000, or TX Matrix router. • 0 through 15 on a TX Matrix Plus router (Slots 2, 5, 10, 13, 14, and 15 are unused). • 0, 1, 3, 4, 6, 7, 8, 9, 11, or 12 for F13 SIBs on a TX Matrix Plus router. • 0 through 4, followed by 0, 2, 4, or 6 for an F2S SIB on a TX Matrix Plus router. For example, SIB F2S 0/4. • 0 through 8 on a PTX5000 Packet Transport Switch.

Table 63: show chassis environment sib Output Fields (*continued*)

Field Name	Field Description
State	<p>Status of the SIB:</p> <ul style="list-style-type: none"> • Online—SIB is online and running. • Offline—SIB is powered down. • Spare (T640, T1600, T4000, and TX Matrix routers only)—SIB is redundant and will move to active state if one of the working SIBs fails. <p>Only four of the SIBs are active at any time. The fifth one is marked Spare. It is activated if there is a fault on one of the active SIBs.</p> <p>Online standby (TX Matrix Plus router only).</p>
Temperature	<p>Temperature of the air flowing past the SIB.</p> <p>On PTX Series Packet Transport Switches, separate temperatures are displayed for Intake, Exhaust, and Junction.</p>
Power	<p>Information about the voltage supplied to the SIB. The left column displays the required power, in volts. The right column displays the measured power, in millivolts.</p>

Sample Output

```

show chassis environment sib (M320 Router)
user@host> show chassis environment sib
SIB 0 status:
  State          Online
  Temperature    34 degrees C / 93 degrees F
  Power:
    GROUND        0 mV
    1.8 V         1805 mV
    2.5 V         2498 mV
    3.3 V         3306 mV
    1.8 V bias    1789 mV
    3.3 V bias    3299 mV
    5.0 V bias    5003 mV
    8.0 V bias    7374 mV
SIB 1 status:
  State          Online
  Temperature    35 degrees C / 95 degrees F
  Power:
    GROUND        0 mV
    1.8 V         1814 mV
    2.5 V         2477 mV
    3.3 V         3319 mV
    1.8 V bias    1792 mV
    3.3 V bias    3291 mV
    5.0 V bias    4981 mV
    8.0 V bias    7335 mV
SIB 2 status:
  State          Online
  Temperature    33 degrees C / 91 degrees F
  Power:
    GROUND        0 mV
    1.8 V         1811 mV
    2.5 V         2489 mV

```

```

3.3 V          3330 mV
1.8 V bias     1797 mV
3.3 V bias     3304 mV
5.0 V bias     5025 mV
8.0 V bias     7330 mV
SIB 3 status:
State          Online
Temperature    37 degrees C / 98 degrees F
Power:
GROUND         0 mV
1.8 V          1798 mV
2.5 V          2481 mV
3.3 V          3328 mV
1.8 V bias     1792 mV
3.3 V bias     3313 mV
5.0 V bias     5013 mV
8.0 V bias     7467 mV

```

```

show chassis user@host> show chassis environment sib 1
environment sib 1
(T640 Router) SIB 1 status:
State          Online
Temperature    39 degrees C / 102 degrees F
Power:
GROUND         0 mV
1.8 V          1809 mV
2.5 V          2478 mV
3.3 V          3308 mV
1.8 V bias     1794 mV
3.3 V bias     3274 mV
5.0 V bias     4996 mV
8.0 V bias     7247 mV

```

```

show chassis user@host> show chassis environment sib 1
environment sib 1
(T4000 Router) SIB 1 status:
State          Online
Temperature    42 degrees C / 107 degrees F
Power
8.0 V bias     8100 mV
3.3 V bias     3284 mV
0.9 V bias     904 mV
1.1 V bias     1090 mV
1.5 V bias     1488 mV
2.5 V bias     2504 mV
9.0 V          8940 mV
3.3 V          3288 mV
XF0 1.0 V      998 mV
XF0 1.0 V LDO  994 mV
PCIE SW 1.0 V  990 mV
XF0 1.8 V      1788 mV
XF1 1.0 V      1002 mV
XF2 1.0 V      1002 mV
XF3 1.0 V      998 mV
1.2 V          1194 mV
XF1 1.0 V LDO  1000 mV
XF2 1.0 V LDO  998 mV
XF3 1.0 V LDO  998 mV
XF1 1.8 V      1798 mV
XF2 1.8 V      1800 mV
XF3 1.8 V      1794 mV
1.5 V          1488 mV
SW 3.3 V       3320 mV

```

```

show chassis environment sib scc
(TX Matrix Router)
user@host> show chassis environment sib scc
scc-re0:
-----
SIB 3 status:
State                Offline
Reason               Offlined by button press
Temperature           0 degrees C / 32 degrees F
Power:
  GROUND              0 mV
  1.8 V               0 mV
  2.5 V               0 mV
  3.3 V               0 mV
  1.8 V bias          0 mV
  3.3 V bias          0 mV
  5.0 V bias          0 mV
  8.0 V bias          0 mV
SIB 4 status:
State                Online
Temperature           42 degrees C / 107 degrees F
Temperature (B)       41 degrees C / 105 degrees F
Power:
  GROUND              0 mV
  1.8 V               1787 mV
  2.5 V               2488 mV
  3.3 V               3294 mV
  1.8 V bias          1787 mV
  3.3 V bias          3306 mV
  5.0 V bias          5010 mV
  8.0 V bias          7418 mV
Power (B):
  GROUND              0 mV
  1.8 V               1785 mV
  2.5 V               2485 mV
  3.3 V               3289 mV
  1.8 V bias          1799 mV
  3.3 V bias          3284 mV
  5.0 V bias          4979 mV
  8.0 V bias          7882 mV

```

```

show chassis environment sib
(TX Matrix Plus Router)
user@host> show chassis environment sib
sfc0-re0:
-----
SIB F13 0 status:
State                Online - Standby
Temperature           54 degrees C / 129 degrees F
Temperature (B)       50 degrees C / 122 degrees F
Power:
  1.2 V_0             1205 mV
  1.2 V_1             1202 mV
  1.2 V_2             1205 mV
  1.2 V_3             1208 mV
  1.5 V_0             1501 mV
  1.5 V_1             1508 mV
  1.8 V               1798 mV
  2.5 V               2510 mV
  3.3 V               3312 mV
  9.0 V               8991 mV
  9.0 V bias          0 mV
Power (B)
  2.5 V               2510 mV

```



```

3.3 V          3318 mV
9.0 V          9024 mV
SIB F13 1 status:
State          Online - Standby
Temperature    45 degrees C / 113 degrees F
Temperature (B) 42 degrees C / 107 degrees F
Power
1.2 V_0       1202 mV
1.2 V_1       1198 mV
1.2 V_2       1202 mV
1.2 V_3       1202 mV
1.5 V_0       1498 mV
1.5 V_1       1501 mV
1.8 V         1811 mV
2.5 V         2504 mV
3.3 V         3292 mV
9.0 V         8991 mV
9.0 V bias    0 mV
Power (B)
2.5 V         2507 mV
3.3 V         3306 mV
9.0 V         8970 mV
SIB F13 3 status:
State          Online
Temperature    48 degrees C / 118 degrees F
Temperature (B) 44 degrees C / 111 degrees F
Power
1.2 V_0       1205 mV
1.2 V_1       1202 mV
1.2 V_2       1202 mV
1.2 V_3       1202 mV
1.5 V_0       1508 mV
1.5 V_1       1504 mV
1.8 V         1798 mV
2.5 V         2520 mV
3.3 V         3300 mV
9.0 V         9009 mV
9.0 V bias    0 mV
Power (B)
2.5 V         2504 mV
3.3 V         3312 mV
9.0 V         9006 mV
SIB F13 4 status:
State          Online
Temperature    44 degrees C / 111 degrees F
Temperature (B) 40 degrees C / 104 degrees F
Power
1.2 V_0       1205 mV
1.2 V_1       1205 mV
1.2 V_2       1202 mV
1.2 V_3       1205 mV
1.5 V_0       1508 mV
1.5 V_1       1508 mV
1.8 V         1811 mV
2.5 V         2510 mV
3.3 V         3312 mV
9.0 V         8970 mV
9.0 V bias    0 mV
Power (B)
2.5 V         2513 mV
3.3 V         3318 mV

```

```

    9.0 V                                9048 mV
SIB F13 6 status:
State                                   Online
Temperature                             50 degrees C / 122 degrees F
Temperature (B)                         46 degrees C / 114 degrees F
Power
    1.2 V_0                             1195 mV
    1.2 V_1                             1205 mV
    1.2 V_2                             1202 mV
    1.2 V_3                             1202 mV
    1.5 V_0                             1495 mV
    1.5 V_1                             1495 mV
    1.8 V                                1801 mV
    2.5 V                                2494 mV
    3.3 V                                3300 mV
    9.0 V                                8991 mV
    9.0 V bias                           0 mV
Power (B)
    2.5 V                                2500 mV
    3.3 V                                3300 mV
    9.0 V                                9006 mV
SIB F13 7 status:
State                                   Online
Temperature                             52 degrees C / 125 degrees F
Temperature (B)                         49 degrees C / 120 degrees F
Power
    1.2 V_0                             1202 mV
    1.2 V_1                             1202 mV
    1.2 V_2                             1198 mV
    1.2 V_3                             1185 mV
    1.5 V_0                             1501 mV
    1.5 V_1                             1492 mV
    1.8 V                                1795 mV
    2.5 V                                2491 mV
    3.3 V                                3286 mV
    9.0 V                                8892 mV
    9.0 V bias                           0 mV
Power (B)
    2.5 V                                2507 mV
    3.3 V                                3306 mV
    9.0 V                                8952 mV
SIB F13 8 status:
State                                   Online
Temperature                             55 degrees C / 131 degrees F
Temperature (B)                         50 degrees C / 122 degrees F
Power
    1.2 V_0                             1208 mV
    1.2 V_1                             1205 mV
    1.2 V_2                             1205 mV
    1.2 V_3                             1211 mV
    1.5 V_0                             1514 mV
    1.5 V_1                             1508 mV
    1.8 V                                1807 mV
    2.5 V                                2516 mV
    3.3 V                                3324 mV
    9.0 V                                9027 mV
    9.0 V bias                           0 mV
Power (B)
    2.5 V                                2520 mV
    3.3 V                                3318 mV
    9.0 V                                9066 mV

```

```

SIB F13 9 status:
State                               Online
Temperature                         46 degrees C / 114 degrees F
Temperature (B)                     41 degrees C / 105 degrees F
Power
  1.2 V_0                           1208 mV
  1.2 V_1                           1202 mV
  1.2 V_2                           1208 mV
  1.2 V_3                           1202 mV
  1.5 V_0                           1504 mV
  1.5 V_1                           1504 mV
  1.8 V                             1817 mV
  2.5 V                             2516 mV
  3.3 V                             3312 mV
  9.0 V                             9009 mV
  9.0 V bias                         0 mV
Power (B)
  2.5 V                             2510 mV
  3.3 V                             3312 mV
  9.0 V                             9024 mV
SIB F13 11 status:
State                               Online
Temperature                         47 degrees C / 116 degrees F
Temperature (B)                     42 degrees C / 107 degrees F
Power
  1.2 V_0                           1202 mV
  1.2 V_1                           1205 mV
  1.2 V_2                           1202 mV
  1.2 V_3                           1202 mV
  1.5 V_0                           1501 mV
  1.5 V_1                           1501 mV
  1.8 V                             1801 mV
  2.5 V                             2510 mV
  3.3 V                             3312 mV
  9.0 V                             8979 mV
  9.0 V bias                         0 mV
Power (B)
  2.5 V                             2252 mV
  3.3 V                             5014 mV
  9.0 V                             9954 mV
SIB F13 12 status:
State                               Online
Temperature                         45 degrees C / 113 degrees F
Temperature (B)                     40 degrees C / 104 degrees F
Power
  1.2 V_0                           1211 mV
  1.2 V_1                           1208 mV
  1.2 V_2                           1205 mV
  1.2 V_3                           1205 mV
  1.5 V_0                           1511 mV
  1.5 V_1                           1501 mV
  1.8 V                             1817 mV
  2.5 V                             2504 mV
  3.3 V                             3318 mV
  9.0 V                             9027 mV
  9.0 V bias                         0 mV
Power (B)
  2.5 V                             2520 mV
  3.3 V                             3338 mV
  9.0 V                             9006 mV
SIB F2S 0/0 status:

```

```

State                               Online - Standby
Temperature                         40 degrees C / 104 degrees F
Power
  1.2 V_1                           0 mV
  1.2 V_ASF                         1198 mV
  1.2 V_ASF_B                       1198 mV
  1.2 V_ASF_D                       1202 mV
  1.5 V                             1498 mV
  1.8 V                             1814 mV
  3.3 V                             3300 mV
  3.3 V bias                        3300 mV
  3.3 V ASF                         3286 mV
  9.0 V                             8250 mV
SIB F2S 0/2 status:
State                               Online - Standby
Temperature                         40 degrees C / 104 degrees F
Power
  1.2 V_1                           0 mV
  1.2 V_ASF                         1198 mV
  1.2 V_ASF_B                       1195 mV
  1.2 V_ASF_D                       1202 mV
  1.5 V                             1498 mV
  1.8 V                             1807 mV
  3.3 V                             3300 mV
  3.3 V bias                        3300 mV
  3.3 V ASF                         3286 mV
  9.0 V                             8250 mV
SIB F2S 0/4 status:
State                               Online - Standby
Temperature                         40 degrees C / 104 degrees F
Power
  1.2 V_1                           0 mV
  1.2 V_ASF                         1202 mV
  1.2 V_ASF_B                       1198 mV
  1.2 V_ASF_D                       1202 mV
  1.5 V                             1504 mV
  1.8 V                             1817 mV
  3.3 V                             3300 mV
  3.3 V bias                        3300 mV
  3.3 V ASF                         3306 mV
  9.0 V                             8250 mV
SIB F2S 0/6 status:
State                               Online - Standby
Temperature                         39 degrees C / 102 degrees F
Power
  1.2 V_1                           0 mV
  1.2 V_ASF                         1202 mV
  1.2 V_ASF_B                       1198 mV
  1.2 V_ASF_D                       1202 mV
  1.5 V                             1495 mV
  1.8 V                             1814 mV
  3.3 V                             3300 mV
  3.3 V bias                        3300 mV
  3.3 V ASF                         3280 mV
  9.0 V                             8250 mV
SIB F2S 1/0 status:
State                               Online
Temperature                         39 degrees C / 102 degrees F
Power
  1.2 V_1                           0 mV
  1.2 V_ASF                         1195 mV

```

```

1.2 V_ASF_B          1192 mV
1.2 V_ASF_D          1195 mV
1.5 V                1488 mV
1.8 V                1798 mV
3.3 V                3300 mV
3.3 V bias           3300 mV
3.3 V ASF            3280 mV
9.0 V                8250 mV
SIB F2S 1/2 status:
State                Online
Temperature          39 degrees C / 102 degrees F
Power
  1.2 V_1            0 mV
  1.2 V_ASF          1205 mV
  1.2 V_ASF_B        1202 mV
  1.2 V_ASF_D        1205 mV
  1.5 V              1501 mV
  1.8 V              1820 mV
  3.3 V              3300 mV
  3.3 V bias         3300 mV
  3.3 V ASF          3306 mV
  9.0 V              8250 mV
SIB F2S 1/4 status:
State                Online
Temperature          39 degrees C / 102 degrees F
Power
  1.2 V_1            0 mV
  1.2 V_ASF          1198 mV
  1.2 V_ASF_B        1195 mV
  1.2 V_ASF_D        1195 mV
  1.5 V              1498 mV
  1.8 V              1811 mV
  3.3 V              3300 mV
  3.3 V bias         3300 mV
  3.3 V ASF          3300 mV
  9.0 V              8250 mV
SIB F2S 1/6 status:
State                Online
Temperature          39 degrees C / 102 degrees F
Power
  1.2 V_1            0 mV
  1.2 V_ASF          1195 mV
  1.2 V_ASF_B        1195 mV
  1.2 V_ASF_D        1198 mV
  1.5 V              1498 mV
  1.8 V              1807 mV
  3.3 V              3306 mV
  3.3 V bias         3300 mV
  3.3 V ASF          3292 mV
  9.0 V              8250 mV
SIB F2S 2/0 status:
State                Online
Temperature          39 degrees C / 102 degrees F
Power
  1.2 V_1            0 mV
  1.2 V_ASF          1195 mV
  1.2 V_ASF_B        1195 mV
  1.2 V_ASF_D        1198 mV
  1.5 V              1498 mV
  1.8 V              1804 mV
  3.3 V              3300 mV

```

```

3.3 V bias          3300 mV
3.3 V ASF           3286 mV
9.0 V               8250 mV
SIB F2S 2/2 status:
State               Online
Temperature         38 degrees C / 100 degrees F
Power
1.2 V_1             0 mV
1.2 V_ASF           1195 mV
1.2 V_ASF_B         1195 mV
1.2 V_ASF_D         1198 mV
1.5 V               1495 mV
1.8 V               1807 mV
3.3 V               3300 mV
3.3 V bias          3300 mV
3.3 V ASF           3300 mV
9.0 V               8250 mV
SIB F2S 2/4 status:
State               Online
Temperature         38 degrees C / 100 degrees F
Power
1.2 V_1             0 mV
1.2 V_ASF           1198 mV
1.2 V_ASF_B         1195 mV
1.2 V_ASF_D         1198 mV
1.5 V               1501 mV
1.8 V               1804 mV
3.3 V               3286 mV
3.3 V bias          3292 mV
3.3 V ASF           3300 mV
9.0 V               8230 mV
SIB F2S 2/6 status:
State               Online
Temperature         38 degrees C / 100 degrees F
Power
1.2 V_1             0 mV
1.2 V_ASF           1202 mV
1.2 V_ASF_B         1198 mV
1.2 V_ASF_D         1202 mV
1.5 V               1501 mV
1.8 V               1817 mV
3.3 V               3300 mV
3.3 V bias          3300 mV
3.3 V ASF           3318 mV
9.0 V               8250 mV
SIB F2S 3/0 status:
State               Online
Temperature         38 degrees C / 100 degrees F
Power
1.2 V_1             0 mV
1.2 V_ASF           1195 mV
1.2 V_ASF_B         1195 mV
1.2 V_ASF_D         1198 mV
1.5 V               1501 mV
1.8 V               1814 mV
3.3 V               3300 mV
3.3 V bias          3300 mV
3.3 V ASF           3274 mV
9.0 V               8250 mV
SIB F2S 3/2 status:
State               Online

```

```

Temperature          37 degrees C / 98 degrees F
Power
  1.2 V_1            0 mV
  1.2 V_ASF          1202 mV
  1.2 V_ASF_B        1195 mV
  1.2 V_ASF_D        1195 mV
  1.5 V              1495 mV
  1.8 V              1804 mV
  3.3 V              3300 mV
  3.3 V bias         3300 mV
  3.3 V ASF          3286 mV
  9.0 V              8250 mV
SIB F2S 3/4 status:
State                Online
Temperature          37 degrees C / 98 degrees F
Power
  1.2 V_1            0 mV
  1.2 V_ASF          1205 mV
  1.2 V_ASF_B        1198 mV
  1.2 V_ASF_D        1202 mV
  1.5 V              1501 mV
  1.8 V              1811 mV
  3.3 V              3300 mV
  3.3 V bias         3300 mV
  3.3 V ASF          3318 mV
  9.0 V              8250 mV
SIB F2S 3/6 status:
State                Online
Temperature          37 degrees C / 98 degrees F
Power
  1.2 V_1            0 mV
  1.2 V_ASF          1205 mV
  1.2 V_ASF_B        1202 mV
  1.2 V_ASF_D        1202 mV
  1.5 V              1511 mV
  1.8 V              1820 mV
  3.3 V              3306 mV
  3.3 V bias         3306 mV
  3.3 V ASF          3318 mV
  9.0 V              8265 mV
SIB F2S 4/0 status:
State                Online
Temperature          36 degrees C / 96 degrees F
Power
  1.2 V_1            0 mV
  1.2 V_ASF          1198 mV
  1.2 V_ASF_B        1198 mV
  1.2 V_ASF_D        1198 mV
  1.5 V              1501 mV
  1.8 V              1814 mV
  3.3 V              3292 mV
  3.3 V bias         3292 mV
  3.3 V ASF          3312 mV
  9.0 V              8230 mV
SIB F2S 4/2 status:
State                Online
Temperature          37 degrees C / 98 degrees F
Power
  1.2 V_1            0 mV
  1.2 V_ASF          1198 mV
  1.2 V_ASF_B        1192 mV

```

```

1.2 V_ASF_D          1195 mV
1.5 V                 1495 mV
1.8 V                 1807 mV
3.3 V                 3300 mV
3.3 V bias            3300 mV
3.3 V ASF             3300 mV
9.0 V                 8250 mV
SIB F2S 4/4 status:
State                 Online
Temperature            36 degrees C / 96 degrees F
Power
  1.2 V_1              0 mV
  1.2 V_ASF            1202 mV
  1.2 V_ASF_B          1195 mV
  1.2 V_ASF_D          1202 mV
  1.5 V                1501 mV
  1.8 V                1814 mV
  3.3 V                3300 mV
  3.3 V bias            3300 mV
  3.3 V ASF            3312 mV
  9.0 V                8250 mV
SIB F2S 4/6 status:
State                 Online
Temperature            36 degrees C / 96 degrees F
Power
  1.2 V_1              0 mV
  1.2 V_ASF            1198 mV
  1.2 V_ASF_B          1195 mV
  1.2 V_ASF_D          1198 mV
  1.5 V                1498 mV
  1.8 V                1820 mV
  3.3 V                3292 mV
  3.3 V bias            3292 mV
  3.3 V ASF            3286 mV
  9.0 V                8230 mV

lcc0-re0:
-----
SIB 0 status:
State                 Online - Standby
Temperature            49 degrees C / 120 degrees F
Temperature (B)        42 degrees C / 107 degrees F
Power
  1.2 V                1204 mV
  1.5 V                1484 mV
  2.5 V                2500 mV
  3.3 V                3312 mV
  3.3 V bias            3312 mV
  5.0 V bias            4956 mV
  8.0 V bias            7740 mV
  9.0 V                8880 mV
Power (B)
  1.2 V                1206 mV
  2.5 V                2500 mV
  3.3 V                3316 mV
  9.0 V                8988 mV
SIB 1 status:
State                 Online
Temperature            49 degrees C / 120 degrees F
Temperature (B)        42 degrees C / 107 degrees F
Power

```


1.2 V	1202 mV
1.5 V	1482 mV
2.5 V	2500 mV
3.3 V	3296 mV
3.3 V bias	3288 mV
5.0 V bias	4986 mV
8.0 V bias	7800 mV
9.0 V	8868 mV
Power (B)	
1.2 V	1206 mV
2.5 V	2512 mV
3.3 V	3312 mV
9.0 V	8952 mV
SIB 2 status:	
State	Online
Temperature	49 degrees C / 120 degrees F
Temperature (B)	42 degrees C / 107 degrees F
Power	
1.2 V	1202 mV
1.5 V	1480 mV
2.5 V	2476 mV
3.3 V	3292 mV
3.3 V bias	3308 mV
5.0 V bias	5010 mV
8.0 V bias	7800 mV
9.0 V	8880 mV
Power (B)	
1.2 V	1204 mV
2.5 V	2516 mV
3.3 V	3308 mV
9.0 V	8988 mV
SIB 3 status:	
State	Online
Temperature	48 degrees C / 118 degrees F
Temperature (B)	42 degrees C / 107 degrees F
Power	
1.2 V	1204 mV
1.5 V	1480 mV
2.5 V	2500 mV
3.3 V	3292 mV
3.3 V bias	3292 mV
5.0 V bias	4986 mV
8.0 V bias	7812 mV
9.0 V	8892 mV
Power (B)	
1.2 V	1198 mV
2.5 V	2512 mV
3.3 V	3308 mV
9.0 V	8892 mV
SIB 4 status:	
State	Online
Temperature	48 degrees C / 118 degrees F
Temperature (B)	42 degrees C / 107 degrees F
Power	
1.2 V	1206 mV
1.5 V	1482 mV
2.5 V	2484 mV
3.3 V	3324 mV
3.3 V bias	3340 mV
5.0 V bias	4980 mV
8.0 V bias	7764 mV

```

    9.0 V      8784 mV
Power (B)
    1.2 V      1202 mV
    2.5 V      2504 mV
    3.3 V      3308 mV
    9.0 V      8820 mV
lcc1-re0:

```

```

-----
SIB 0 status:
State      Online - Standby
Temperature 49 degrees C / 120 degrees F
Temperature (B) 43 degrees C / 109 degrees F
Power
    1.2 V      1206 mV
    1.5 V      1506 mV
    2.5 V      2496 mV
    3.3 V      3308 mV
    3.3 V bias 3296 mV
    5.0 V bias 4974 mV
    8.0 V bias 7884 mV
    9.0 V      8820 mV
Power (B)
    1.2 V      1200 mV
    2.5 V      2508 mV
    3.3 V      3292 mV
    9.0 V      8892 mV
...

```

show chassis environment sib sfc
environment sib sfc
(TX Matrix Plus Router)

```

user@host> show chassis environment sib sfc
sfc0-re0:
-----
SIB F13 0 status:
State      Online - Standby
Temperature 54 degrees C / 129 degrees F
Temperature (B) 50 degrees C / 122 degrees F
Power
    1.2 V_0      1205 mV
    1.2 V_1      1205 mV
    1.2 V_2      1208 mV
    1.2 V_3      1208 mV
    1.5 V_0      1501 mV
    1.5 V_1      1508 mV
    1.8 V        1804 mV
    2.5 V        2504 mV
    3.3 V        3312 mV
    9.0 V        8991 mV
    9.0 V bias   0 mV
Power (B)
    2.5 V        2516 mV
    3.3 V        3318 mV
    9.0 V        9048 mV
SIB F13 1 status:
State      Online - Standby
Temperature 45 degrees C / 113 degrees F
Temperature (B) 42 degrees C / 107 degrees F
Power
    1.2 V_0      1202 mV
    1.2 V_1      1205 mV
    1.2 V_2      1198 mV
    1.2 V_3      1205 mV
    1.5 V_0      1498 mV

```

```

1.5 V_1          1495 mV
1.8 V            1801 mV
2.5 V            2507 mV
3.3 V            3306 mV
9.0 V            8970 mV
9.0 V bias       0 mV
Power (B)
2.5 V            2507 mV
3.3 V            3306 mV
9.0 V            8970 mV
SIB F13 3 status:
State            Online
Temperature       48 degrees C / 118 degrees F
Temperature (B)   43 degrees C / 109 degrees F
Power
1.2 V_0          1208 mV
1.2 V_1          1195 mV
1.2 V_2          1202 mV
1.2 V_3          1198 mV
1.5 V_0          1504 mV
1.5 V_1          1504 mV
1.8 V            1801 mV
2.5 V            2510 mV
3.3 V            3312 mV
9.0 V            8970 mV
9.0 V bias       0 mV
Power (B)
2.5 V            2500 mV
3.3 V            3332 mV
9.0 V            8970 mV
SIB F13 4 status:
State            Online
Temperature       44 degrees C / 111 degrees F
Temperature (B)   40 degrees C / 104 degrees F
Power
1.2 V_0          1205 mV
1.2 V_1          1202 mV
1.2 V_2          1205 mV
1.2 V_3          1202 mV
1.5 V_0          1508 mV
1.5 V_1          1511 mV
1.8 V            1811 mV
2.5 V            2510 mV
3.3 V            3312 mV
9.0 V            8952 mV
9.0 V bias       0 mV
Power (B)
2.5 V            2510 mV
3.3 V            3306 mV
9.0 V            9024 mV
SIB F13 6 status:
State            Online
Temperature       49 degrees C / 120 degrees F
Temperature (B)   46 degrees C / 114 degrees F
Power
1.2 V_0          1195 mV
1.2 V_1          1198 mV
1.2 V_2          1202 mV
1.2 V_3          1202 mV
1.5 V_0          1501 mV
1.5 V_1          1495 mV

```

```

1.8 V          1801 mV
2.5 V          2507 mV
3.3 V          3306 mV
9.0 V          8979 mV
9.0 V bias     0 mV
Power (B)
2.5 V          2497 mV
3.3 V          3318 mV
9.0 V          9006 mV
SIB F13 7 status:
State          Online
Temperature     52 degrees C / 125 degrees F
Temperature (B) 48 degrees C / 118 degrees F
Power
1.2 V_0        1198 mV
1.2 V_1        1198 mV
1.2 V_2        1202 mV
1.2 V_3        1189 mV
1.5 V_0        1498 mV
1.5 V_1        1498 mV
1.8 V          1804 mV
2.5 V          2491 mV
3.3 V          3292 mV
9.0 V          8904 mV
9.0 V bias     0 mV
Power (B)
2.5 V          2500 mV
3.3 V          3306 mV
9.0 V          8952 mV
SIB F13 8 status:
State          Online
Temperature     54 degrees C / 129 degrees F
Temperature (B) 49 degrees C / 120 degrees F
Power
1.2 V_0        1211 mV
1.2 V_1        1208 mV
1.2 V_2        1208 mV
1.2 V_3        1211 mV
1.5 V_0        1508 mV
1.5 V_1        1511 mV
1.8 V          1801 mV
2.5 V          2513 mV
3.3 V          3324 mV
9.0 V          9048 mV
9.0 V bias     0 mV
Power (B)
2.5 V          2516 mV
3.3 V          3318 mV
9.0 V          9102 mV
SIB F13 9 status:
State          Online
Temperature     46 degrees C / 114 degrees F
Temperature (B) 41 degrees C / 105 degrees F
Power
1.2 V_0        1205 mV
1.2 V_1        1202 mV
1.2 V_2        1205 mV
1.2 V_3        1198 mV
1.5 V_0        1504 mV
1.5 V_1        1504 mV
1.8 V          1817 mV

```

```

2.5 V          2507 mV
3.3 V          3306 mV
9.0 V          8991 mV
9.0 V bias     0 mV
Power (B)
2.5 V          2510 mV
3.3 V          3332 mV
9.0 V          9006 mV
SIB F13 11 status:
State          Online
Temperature     47 degrees C / 116 degrees F
Temperature (B) 42 degrees C / 107 degrees F
Power
1.2 V_0        1202 mV
1.2 V_1        1205 mV
1.2 V_2        1202 mV
1.2 V_3        1198 mV
1.5 V_0        1501 mV
1.5 V_1        1504 mV
1.8 V          1807 mV
2.5 V          2510 mV
3.3 V          3306 mV
9.0 V          8991 mV
9.0 V bias     0 mV
Power (B)
2.5 V          2249 mV
3.3 V          4994 mV
9.0 V          9936 mV
SIB F13 12 status:
State          Online
Temperature     44 degrees C / 111 degrees F
Temperature (B) 40 degrees C / 104 degrees F
Power
1.2 V_0        1208 mV
1.2 V_1        1202 mV
1.2 V_2        1208 mV
1.2 V_3        1205 mV
1.5 V_0        1511 mV
1.5 V_1        1508 mV
1.8 V          1814 mV
2.5 V          2507 mV
3.3 V          3318 mV
9.0 V          9039 mV
9.0 V bias     0 mV
Power (B)
2.5 V          2516 mV
3.3 V          3344 mV
9.0 V          9006 mV
SIB F2S 0/0 status:
State          Online - Standby
Temperature     40 degrees C / 104 degrees F
Power
1.2 V_1        0 mV
1.2 V_ASF      1198 mV
1.2 V_ASF_B    1198 mV
1.2 V_ASF_D    1202 mV
1.5 V          1498 mV
1.8 V          1814 mV
3.3 V          3300 mV
3.3 V bias     3300 mV
3.3 V ASF      3286 mV

```

```

    9.0 V                                8250 mV
SIB F2S 0/2 status:
  State                                Online - Standby
  Temperature                          40 degrees C / 104 degrees F
  Power
    1.2 V_1                            0 mV
    1.2 V_ASF                          1198 mV
    1.2 V_ASF_B                        1195 mV
    1.2 V_ASF_D                        1202 mV
    1.5 V                              1498 mV
    1.8 V                              1807 mV
    3.3 V                              3300 mV
    3.3 V bias                         3300 mV
    3.3 V ASF                          3292 mV
    9.0 V                              8250 mV
SIB F2S 0/4 status:
  State                                Online - Standby
  Temperature                          40 degrees C / 104 degrees F
  Power
    1.2 V_1                            0 mV
    1.2 V_ASF                          1198 mV
    1.2 V_ASF_B                        1195 mV
    1.2 V_ASF_D                        1202 mV
    1.5 V                              1501 mV
    1.8 V                              1817 mV
    3.3 V                              3300 mV
    3.3 V bias                         3300 mV
    3.3 V ASF                          3306 mV
    9.0 V                              8250 mV
SIB F2S 0/6 status:
  State                                Online - Standby
  Temperature                          39 degrees C / 102 degrees F
  Power
    1.2 V_1                            0 mV
    1.2 V_ASF                          1202 mV
    1.2 V_ASF_B                        1198 mV
    1.2 V_ASF_D                        1198 mV
    1.5 V                              1495 mV
    1.8 V                              1814 mV
    3.3 V                              3300 mV
    3.3 V bias                         3300 mV
    3.3 V ASF                          3280 mV
    9.0 V                              8250 mV
SIB F2S 1/0 status:
  State                                Online
  Temperature                          39 degrees C / 102 degrees F
  Power
    1.2 V_1                            0 mV
    1.2 V_ASF                          1195 mV
    1.2 V_ASF_B                        1192 mV
    1.2 V_ASF_D                        1195 mV
    1.5 V                              1492 mV
    1.8 V                              1798 mV
    3.3 V                              3300 mV
    3.3 V bias                         3300 mV
    3.3 V ASF                          3280 mV
    9.0 V                              8250 mV
SIB F2S 1/2 status:
  State                                Online
  Temperature                          39 degrees C / 102 degrees F
  Power

```

```

1.2 V_1                0 mV
1.2 V_ASF              1205 mV
1.2 V_ASF_B            1202 mV
1.2 V_ASF_D            1205 mV
1.5 V                  1504 mV
1.8 V                  1820 mV
3.3 V                  3300 mV
3.3 V bias             3300 mV
3.3 V ASF              3306 mV
9.0 V                  8250 mV
SIB F2S 1/4 status:
State                  Online
Temperature            39 degrees C / 102 degrees F
Power
1.2 V_1                0 mV
1.2 V_ASF              1202 mV
1.2 V_ASF_B            1195 mV
1.2 V_ASF_D            1198 mV
1.5 V                  1498 mV
1.8 V                  1811 mV
3.3 V                  3300 mV
3.3 V bias             3300 mV
3.3 V ASF              3300 mV
9.0 V                  8250 mV
SIB F2S 1/6 status:
State                  Online
Temperature            39 degrees C / 102 degrees F
Power
1.2 V_1                0 mV
1.2 V_ASF              1195 mV
1.2 V_ASF_B            1192 mV
1.2 V_ASF_D            1198 mV
1.5 V                  1498 mV
1.8 V                  1807 mV
3.3 V                  3306 mV
3.3 V bias             3300 mV
3.3 V ASF              3292 mV
9.0 V                  8250 mV
SIB F2S 2/0 status:
State                  Online
Temperature            38 degrees C / 100 degrees F
Power
1.2 V_1                0 mV
1.2 V_ASF              1195 mV
1.2 V_ASF_B            1195 mV
1.2 V_ASF_D            1198 mV
1.5 V                  1498 mV
1.8 V                  1804 mV
3.3 V                  3300 mV
3.3 V bias             3300 mV
3.3 V ASF              3292 mV
9.0 V                  8250 mV
...

```

```

show chassis environment sib f13
(TX Matrix Plus Router)
user@host> show chassis environment sib f13 0
SIB F13 0 status:
State                  Online - Standby
Temperature            54 degrees C / 129 degrees F
Temperature (B)        50 degrees C / 122 degrees F
Power
1.2 V_0                1202 mV

```

1.2 V_1	1202 mV
1.2 V_2	1208 mV
1.2 V_3	1208 mV
1.5 V_0	1501 mV
1.5 V_1	1504 mV
1.8 V	1801 mV
2.5 V	2504 mV
3.3 V	3318 mV
9.0 V	8991 mV
9.0 V bias	0 mV
Power (B)	
2.5 V	2510 mV
3.3 V	3318 mV
9.0 V	9024 mV

**show chassis
environment sib f2s
(TX Matrix Plus
Router)**

```
user@host> show chassis environment sib f2s 0/2
SIB F2S 0/2 status:
State Online - Standby
Temperature 40 degrees C / 104 degrees F
Power
  1.2 V_1 0 mV
  1.2 V_ASF 1198 mV
  1.2 V_ASF_B 1195 mV
  1.2 V_ASF_D 1202 mV
  1.5 V 1501 mV
  1.8 V 1807 mV
  3.3 V 3300 mV
  3.3 V bias 3300 mV
  3.3 V ASF 3286 mV
  9.0 V 8250 mV
```

**show chassis
environment sib
(PTX5000 Packet
Transport Switch)**

```
user@host> show chassis environment sib
SIB 0 status:
State Online
Intake Temperature 39 degrees C / 102 degrees F
Exhaust Temperature 37 degrees C / 98 degrees F
Junction Temperature 43 degrees C / 109 degrees F
Power
  1.0 V 1000 mV
  1.5 V 1499 mV
  1.2 V 1199 mV
  3.3 V 3300 mV
  0.9 V 900 mV
  2.5 V 2500 mV
  3.3 V bias 3298 mV
SIB 1 status:
State Online
Intake Temperature 39 degrees C / 102 degrees F
Exhaust Temperature 36 degrees C / 96 degrees F
Junction Temperature 45 degrees C / 113 degrees F
Power
  1.0 V 1000 mV
  1.5 V 1500 mV
  1.2 V 1200 mV
  3.3 V 3300 mV
  0.9 V 900 mV
  2.5 V 2499 mV
  3.3 V bias 3321 mV
SIB 2 status:
State Online
Intake Temperature 37 degrees C / 98 degrees F
```


Exhaust Temperature	37 degrees C / 98 degrees F
Junction Temperature	41 degrees C / 105 degrees F
Power	
1.0 V	999 mV
1.5 V	1499 mV
1.2 V	1199 mV
3.3 V	3299 mV
0.9 V	900 mV
2.5 V	2500 mV
3.3 V bias	3339 mV
SIB 3 status:	
State	Online
Intake Temperature	40 degrees C / 104 degrees F
Exhaust Temperature	40 degrees C / 104 degrees F
Junction Temperature	45 degrees C / 113 degrees F
Power	
1.0 V	1000 mV
1.5 V	1500 mV
1.2 V	1199 mV
3.3 V	3299 mV
0.9 V	900 mV
2.5 V	2500 mV
3.3 V bias	3328 mV
SIB 4 status:	
State	Online
Intake Temperature	47 degrees C / 116 degrees F
Exhaust Temperature	45 degrees C / 113 degrees F
Junction Temperature	57 degrees C / 134 degrees F
Power	
1.0 V	1000 mV
1.5 V	1500 mV
1.2 V	1199 mV
3.3 V	3299 mV
0.9 V	900 mV
2.5 V	2499 mV
3.3 V bias	3333 mV
SIB 5 status:	
State	Online
Intake Temperature	57 degrees C / 134 degrees F
Exhaust Temperature	43 degrees C / 109 degrees F
Junction Temperature	71 degrees C / 159 degrees F
Power	
1.0 V	1000 mV
1.5 V	1499 mV
1.2 V	1199 mV
3.3 V	3300 mV
0.9 V	900 mV
2.5 V	2500 mV
3.3 V bias	3307 mV
SIB 6 status:	
State	Online
Intake Temperature	57 degrees C / 134 degrees F
Exhaust Temperature	42 degrees C / 107 degrees F
Junction Temperature	66 degrees C / 150 degrees F
Power	
1.0 V	1000 mV
1.5 V	1499 mV
1.2 V	1200 mV
3.3 V	3300 mV
0.9 V	899 mV
2.5 V	2500 mV

```

    3.3 V bias          3311 mV
SIB 7 status:
  State                Online
  Intake Temperature   58 degrees C / 136 degrees F
  Exhaust Temperature  42 degrees C / 107 degrees F
  Junction Temperature 67 degrees C / 152 degrees F
  Power
    1.0 V              999 mV
    1.5 V              1500 mV
    1.2 V              1199 mV
    3.3 V              3299 mV
    0.9 V              900 mV
    2.5 V              2499 mV
    3.3 V bias        3307 mV
SIB 8 status:
  State                Online
  Intake Temperature   57 degrees C / 134 degrees F
  Exhaust Temperature  43 degrees C / 109 degrees F
  Junction Temperature 71 degrees C / 159 degrees F
  Power
    1.0 V              1000 mV
    1.5 V              1500 mV
    1.2 V              1199 mV
    3.3 V              3299 mV
    0.9 V              900 mV
    2.5 V              2500 mV
    3.3 V bias        3332 mV

```

show chassis ethernet-switch

Syntax	show chassis ethernet-switch <errors <port>>
Syntax (EX8200 Switch)	show chassis ethernet-switch <statistics <port> switch <number>
Syntax (T4000 Router)	show chassis ethernet-switch <errors <port> statistics <port>>
Syntax (TX Matrix Router)	show chassis ethernet-switch <errors <port> statistics <port>> <lcc <number> scc>
Syntax (TX Matrix Plus Router)	show chassis ethernet-switch <errors <port> switch <number> <lcc number sfc number> <statistics <port> switch <number>
Syntax (MX Series Router)	show chassis ethernet-switch <all-members> <errors <port>> <local> <member member-id>
Syntax (PTX Series Packet Transport Switches)	show chassis ethernet-switch <errors <port>> <statistics <port>> <port-state <port>>
Release Information	Command introduced before Junos OS Release 7.4. Command introduced in Junos OS Release 9.4 for EX Series switches. sfc option introduced in Junos OS Release 9.6 for the TX Matrix Plus router. Command introduced in Junos OS Release 12.1 for the PTX Series Packet Transport Switches.
Description	(M10i, M40e, M120, M160, M320, MX Series, and T Series routers and EX8200 and PTX Series switches only) Display information about the ports on the Control Board (CB) Ethernet switch.
Options	<p>none—Display information about each connected port on the Ethernet switch. On a TX Matrix router, display information about each connected port on the Ethernet switch on the TX Matrix router and its attached T640 routers. On a TX Matrix Plus router, display information about each connected port on the Ethernet switch on the TX Matrix Plus router and its attached T1600 routers.</p> <p>all-members—(MX Series routers only) (Optional) Display information about the ports on the CB Ethernet switch on all the members of the Virtual Chassis configuration.</p>

errors—(Optional) Display the numbers and types of errors accumulated on all ports of the Ethernet switch.

errors *port*—(Optional) Display the numbers and types of errors accumulated on the specified port (0 through 15) of the Ethernet switch. On the TX Matrix router, replace ***port*** with a value from 0 through 15. On the TX Matrix Plus router and EX8200 switch, replace ***port*** with a value from 0 through 27. On the PTX Series Packet Transport Switches, replace ***port*** with a value from 0 through 25. On the T4000 routers, replace ***port*** with a value from 0 through 27.

errors switch *number*—(TX Matrix Plus router only) (Optional) Display the numbers and types of errors accumulated on the specified switch. Replace ***number*** with a value from 0 through 2.

lcc *number*—(TX Matrix and TX Matrix Plus routers only) (Optional) On a TX Matrix router, display information about the ports on the CB's Ethernet switch on a specified T640 router (or line-card chassis) that is connected to a TX Matrix router. On a TX Matrix Plus router, display information about the ports on the CB's Ethernet switch on a specified T1600 router (or line-card chassis) that is connected to a TX Matrix Plus router. Replace ***number*** with a value from 0 through 3.

local—(MX Series routers only) (Optional) Display information about the ports on the CB Ethernet switch on the local Virtual Chassis member.

member *member-id*—(MX Series routers only) (Optional) Display information about the ports on the CB Ethernet switch on the specified member of the Virtual Chassis configuration. Replace ***member-id*** with a value of 0 or 1.

port-state—(PTX Series only) (Optional) Display information about current port operation (**Blocking**, **Listening**, or **Disabled**).

scc—(TX Matrix router only) (Optional) Display information about the ports on the CB's Ethernet switch on the TX Matrix router (or switch-card chassis).

sfc *number*—(TX Matrix Plus router only) (Optional) Display information about the ports on the CB's Ethernet switch on the TX Matrix Plus router (or switch-fabric chassis). Replace ***number*** with 0.

statistics—(Optional) Display traffic statistics for each connected port on the Ethernet switch.

statistics *port*—(Optional) Display traffic statistics for the specified port on the Ethernet switch. On the TX Matrix router, replace ***port*** with a value from 0 through 25. On the TX Matrix Plus router or EX8200 switch, replace ***port*** with a value from 0 through 27. On the PTX Series Packet Transport Switches, replace ***port*** with a value from 0 through 25. On the T4000 routers, replace ***port*** with a value from 0 through 27.

statistics switch *number*—(TX Matrix Plus routers and EX8200 switch only) (Optional) Display traffic statistics for the specified Ethernet switch number. On the TX Matrix Plus router and EX8216 switch, replace ***number*** with a value from 0 through 2. On the EX8208 switch, replace ***number*** with a value from 0 through 1.

Required Privilege Level view

List of Sample Output

- [show chassis ethernet-switch on page 361](#)
- [show chassis ethernet-switch \(TX Matrix Router\) on page 362](#)
- [show chassis ethernet-switch errors on page 363](#)
- [show chassis ethernet-switch statistics on page 364](#)
- [show chassis ethernet-switch errors \(TX Matrix Plus Router\) on page 365](#)
- [show chassis ethernet-switch sfc errors \(TX Matrix Plus Router\) on page 365](#)
- [show chassis ethernet-switch statistics \(TX Matrix Plus Router\) on page 366](#)
- [show chassis ethernet-switch \(T4000 Router\) on page 371](#)
- [show chassis ethernet-switch errors \(T4000 Router\) on page 371](#)
- [show chassis ethernet-switch \(PTX5000 Packet Transport Switch\) on page 372](#)
- [show chassis ethernet-switch statistics \(PTX5000 Packet Transport Switch\) on page 373](#)
- [show chassis ethernet-switch port-state \(PTX5000 Packet Transport Switch\) on page 376](#)

Output Fields [Table 64 on page 359](#) lists the output fields for the **show chassis ethernet-switch** command. Output fields are listed in the approximate order in which they appear.

Table 64: show chassis ethernet-switch Output Fields

Field Name	Field Description
Link is good on port n connected to device	Information about the link between each port on the CB's Ethernet switch and one of the following devices:
or	<ul style="list-style-type: none"> FPC0 (Flexible PIC Concentrator 0) through FPC7 Local controller
Link is good on Fast Ethernet port n connected to device	<ul style="list-style-type: none"> Routing Engine Other Routing Engine (on a system with two Routing Engines) SPMB (Switch Processor Mezzanine Board) (TX Matrix router only) LCC0 (line-card chassis 0) through LCC3
Speed is	Speed at which the Ethernet link is running: 10 Mb or 100 Mb . When the device is RE or Other RE on the TX Matrix router, the speed is 1000 Mb .
Duplex is	Duplex type of the Ethernet link: full or half .
Autonegotiate is Enabled (or Disabled)	By default, built-in Fast Ethernet ports on a PIC autonegotiate whether to operate at 10 Mbps or 100 Mbps. All other interfaces automatically choose the correct speed based on the PIC type and whether the PIC is configured to operate in multiplexed mode (using the no-concatenate statement at the [edit chassis] hierarchy level, as described in the <i>Junos OS System Basics Configuration Guide</i>).
Flow Control TX is Enabled (or Disabled)	(PTX Series) Flow control in the transmit direction is enabled (or disabled). Flow control regulates the flow of packets from the switch to the remote side of the connection.
Flow Control RX is Enabled (or Disabled)	(PTX Series) Flow control in the receive direction is enabled (or disabled). Flow control regulates the flow of packets from the remote side of the connection to the switch.
MLT3	Number of multilevel threshold-3 (MLT-3) Fast Ethernet errors detected.

Table 64: show chassis ethernet-switch Output Fields (*continued*)

Field Name	Field Description
Accumulated error counts for port n connected to device FPCn: (error output only)	
Lock	Number of lock errors detected.
Xmit	Number of transmission errors detected.
ESD	Number of electrostatic discharge (ESD) errors detected.
False Carrier	Number of false carrier errors detected.
Disconnects	Number of disconnect errors detected.
FX mode	Number of errors detected on an Ethernet link over optical fiber.
Statistics for port n connected to device FPCn (statistics output only)	
TX Octets	Number of octets sent.
TX Unicast packets	Number of unicast packets sent.
TX Multicast packets	Number of multicast packets sent.
TX Broadcast packets	Number of broadcast packets sent.
TX Late collisions	Number of packets aborted during sending because of collisions after 64 bytes.
TX Excessive collisions	Number of packets not sent because of too many collisions.
TX Dropped packets	Number of transmitted packets that were dropped.
TX PAUSEMAC Ctrl Frames	Number of Media Access Control (MAC) frames containing PAUSE commands that were sent.
TX Oversize Packets	Number of oversize packets that were sent.
TX FCS Error Counter	Number of packets discarded because of frame check sequence errors.
TX Fragment Counter	Number of fragmented packets sent.
TX Byte Counter	Number of bytes sent.
TX Packet OK Counter	Number of viable packets sent.
TX Pause Packet Counter	Number of PAUSE packets sent.
RX Octets	Number of octets received.

Table 64: show chassis ethernet-switch Output Fields (*continued*)

Field Name	Field Description
RX Unicast packets	Number of unicast packets received.
RX Multicast packets	Number of multicast packets received.
RX Broadcast packets	Number of broadcast packets received.
RX FCS Errors	Number of packets discarded because of frame check sequence errors.
RX Alignment Errors	Number of incomplete octets received.
RX Dropped Packets	Number of incoming packets that were dropped.
RX Fragments	Number of fragmented packets received.
RX Symbol Errors	Number of symbols received that the router did not correctly decode.
RX MAC Control	Number of Media Access Control (MAC) packets received.
RX Oversize Packets	Number of oversize packets received.
RX Undersize Packets	Number of undersize packets received.
RX Jabbers	Total number of frames received that exceed the maximum byte count and contain CRC errors .
RX Control Frame Counter	Number of control frames received.
RX Pause Frame Counter	Number of pause frames received.
RX FCS Errors	Number of packets discarded because of frame check sequence errors.
RX Fragments	Number of fragmented packets received.
RX Byte Counter	Number of bytes received.
RX Packet OK Counter	Number of viable packets received.

Sample Output

```

show chassis ethernet-switch user@host> show chassis ethernet-switch
Link is good on port 0 connected to device: FPC0
  Speed is 100 MB
  Duplex is full

Link is good on port 1 connected to device: FPC1
  Speed is 100 MB
  Duplex is full

```

```
Link is good on port 2 connected to device: FPC2
Speed is 100 MB
Duplex is full
```

```
Link is good on port 3 connected to device: FPC3
Speed is 100 MBb
Duplex is full
```

```
Link is good on port 7 connected to device: Local controller
Speed is 100 MB
Duplex is full
```

```
Link is good on port 9 connected to device: SPMB
Speed is 100 MB
Duplex is full
```

```
Link is good on port 13 connected to device: FPC5
Speed is 100 MB
Duplex is full
```

**show chassis
ethernet-switch (TX
Matrix Router)**

```
user@host> show chassis ethernet-switch
scc-re0:
```

```
-----
Link is good on FE port 4 connected to device: LCC0
Speed is 100 MB
Duplex is full
Autonegotiate is Enabled
```

```
Link is good on FE port 6 connected to device: LCC2
Speed is 100 MB
Duplex is full
Autonegotiate is Enabled
```

```
Link is good on FE port 8 connected to device: SPMB
Speed is 100 MB
Duplex is full
Autonegotiate is Enabled
```

```
lcc0-re0:
```

```
-----
Link is good on FE port 1 connected to device: FPC1
Speed is 100 MB
Duplex is full
Autonegotiate is Enabled
```

```
Link is good on FE port 2 connected to device: FPC2
Speed is 100 MB
Duplex is full
Autonegotiate is Enabled
```

```
Link is good on FE port 8 connected to device: SPMB
Speed is 100 MB
Duplex is full
Autonegotiate is Enabled
```

```
Link is good on FE port 10 connected to device: SCC
Speed is 100 MB
Duplex is full
Autonegotiate is Enabled
```



```
1cc2-re0:
```

```
-----
Link is good on FE port 0 connected to device: FPC0
  Speed is 100 MB
  Duplex is full
  Autonegotiate is Enabled
```

```
Link is good on FE port 1 connected to device: FPC1
  Speed is 100 MB
  Duplex is full
  Autonegotiate is Enabled
```

```
Link is good on FE port 2 connected to device: FPC2
  Speed is 100 MB
  Duplex is full
  Autonegotiate is Enabled
```

```
Link is good on FE port 8 connected to device: SPMB
  Speed is 100 MB
  Duplex is full
  Autonegotiate is Enabled
```

```
Link is good on FE port 10 connected to device: SCC
  Speed is 100 MB
  Duplex is full
  Autonegotiate is Enabled
```

**show chassis
ethernet-switch errors**

```
user@host> show chassis ethernet-switch errors
Accumulated error counts for port 0 connected to device FPC0:
  MLT3          2
  Lock          0
  Xmit          0
  ESD           0
  False carrier 2
  Disconnects   0
  FX mode       0
Accumulated error counts for port 1 connected to device FPC1:
  MLT3          2
  Lock          0
  Xmit          0
  ESD           0
  False carrier 2
  Disconnects   0
  FX mode       0
Accumulated error counts for port 2 connected to device FPC2:
  MLT3          2
  Lock          0
  Xmit          0
  ESD           0
  False carrier 3
  Disconnects   0
  FX mode       0
Accumulated error counts for port 3 connected to device FPC3:
  MLT3          0
  Lock          0
  Xmit          0
  ESD           0
  False carrier 0
  Disconnects   0
Accumulated error counts for port 4 connected to device Nothing:
```

```

MLT3          0
Lock          0
Xmit          0
ESD           0
False carrier 0
Disconnects   0
FX mode       0
...

show chassis ethernet-switch statistics
user@host> show chassis ethernet-switch statistics
Statistics for port 0 connected to device FPC0:
TX Unicast packets      68113
TX Multicast packets    0
TX Broadcast packets    20851
TX Late collisions      0
TX Excessive collisions 0
TX Dropped packets      0

RX Unicast packets      67410
RX Multicast packets    0
RX Broadcast packets    20852
RX FCS Errors           0
RX Alignment Errors     0
RX Dropped Packets      0
RX Fragments            0
RX Symbol Errors        0

Statistics for port 1 connected to device FPC1:
TX Unicast packets      66496
TX Multicast packets    0
TX Broadcast packets    20080
TX Late collisions      0
TX Excessive collisions 0
TX Dropped packets      0

RX Unicast packets      66037
RX Multicast packets    0
RX Broadcast packets    20080
RX FCS Errors           0
RX Alignment Errors     0
RX Dropped Packets      0
RX Fragments            0
RX Symbol Errors        0

Statistics for port 2 connected to device FPC2:
TX Unicast packets      64206
TX Multicast packets    0
TX Broadcast packets    21183
TX Late collisions      0
TX Excessive collisions 0
TX Dropped packets      0

RX Unicast packets      63671
RX Multicast packets    0
RX Broadcast packets    21183
RX FCS Errors           0
RX Alignment Errors     0
RX Dropped Packets      0
RX Fragments            0
RX Symbol Errors        0

```

```

Statistics for port 3 connected to device FPC3:
...

show chassis ethernet-switch errors (TX Matrix Plus Router)
user@host> show chassis ethernet-switch errors
sfc0-re0:
-----
Displaying error for switch 0
Displaying error for switch 1
Accumulated error counts for port 0 connected to device LCC0:
  MLT3          0
  Lock          0
  Xmit          0
  ESD           0
  False carrier 0
  Disconnects   0
  FX mode       0

lcc0-re0:
-----
Displaying error for switch 0
Accumulated error counts for port 6 connected to device FPC0:
  MLT3          0
  Lock          0
  Xmit          0
  ESD           0
  False carrier 5
  Disconnects   0
  FX mode       0
Accumulated error counts for port 7 connected to device FPC1:
  MLT3          0
  Lock          0
  Xmit          0
  ESD           0
  False carrier 7
  Disconnects   0
  FX mode       0
Accumulated error counts for port 19 connected to device Other RE:
  MLT3          0
  Lock          0
  Xmit          0
  ESD           0
  False carrier 0
  Disconnects   0
  FX mode       0
Accumulated error counts for port 20 connected to device SFC0:
  MLT3          0
  Lock          0
  Xmit          0
  ESD           0
  False carrier 0
  Disconnects   0
  FX mode       0

show chassis ethernet-switch sfc errors (TX Matrix Plus Router)
user@host> show chassis ethernet-switch errors switch sfc
sfc0-re0:
-----
Displaying error for switch 1
Accumulated error counts for port 0 connected to device LCC0:
  MLT3          0
  Lock          0

```

```

Xmit          0
ESD           0
False carrier 0
Disconnects   0
FX mode       0
Accumulated error counts for port 2 connected to device LCC1:
MLT3          0
Lock          0
Xmit          0
ESD           0
False carrier 0
Disconnects   0
FX mode       0
Accumulated error counts for port 4 connected to device LCC2:
MLT3          0
Lock          0
Xmit          0
ESD           0
False carrier 0
Disconnects   0
FX mode       0
Accumulated error counts for port 6 connected to device LCC3:
MLT3          0
Lock          0
Xmit          0
ESD           0
False carrier 0
Disconnects   0
FX mode       0

```

```
lcc0-re0:
```

```
-----
error: command is not valid on the t1600
```

```
lcc1-re0:
```

```
-----
error: command is not valid on the t1600
```

```
lcc2-re0:
```

```
-----
error: command is not valid on the t1600
```

```
lcc3-re0:
```

```
-----
error: command is not valid on the t1600
```

**show chassis
ethernet-switch
statistics (TX Matrix
Plus Router)**

```
user@host> show chassis ethernet-switch statistics
```

```
sfc0-re0:
```

```
-----
Displaying port statistics for switch 0
Statistics for port 1 connected to device 1GSW:
```

```

TX Packets 64 Octets      5183577
TX Packets 65-127 Octets  67820
TX Packets 128-255 Octets 772
TX Packets 256-511 Octets 136
TX Packets 512-1023 Octets 68
TX Packets 1024-1518 Octets 10881
TX Packets 1519-2047 Octets 0
TX Packets 2048-4095 Octets 0
TX Packets 4096-9216 Octets 0
TX Packets 9217-16383 Octets 0

```

TX Octets	5263254
TX Multicast Packets	16
TX Broadcast Packets	723403
TX PAUSEMAC Ctrl Frames	0
TX Oversize Packets	0
TX FCS Error Counter	0
TX Fragment Counter	0
TX Byte Counter	349922253
TX Packet OK Counter	5263254
TX Pause Packet Counter	0
TX Unicast Counter	4539835
RX Packets 64 Octets	6513629
RX Packets 65-127 Octets	88761
RX Packets 128-255 Octets	6382
RX Packets 256-511 Octets	22027
RX Packets 512-1023 Octets	4319
RX Packets 1024-1518 Octets	49922
RX Packets 1519-2047 Octets	0
RX Packets 2048-4095 Octets	0
RX Packets 4096-9216 Octets	0
RX Packets 9217-16383 Octets	0
RX Octets	6685040
RX Multicast Packets	4
RX Broadcast Packets	2137376
RX FCS Errors	0
RX Fragments	0
RX MAC Control Packets	0
RX Out of Range Length	0
RX Undersize Packets	0
RX Oversize Packets	0
RX Jabbers	0
RX Control Frame Counter	0
RX Pause Frame Counter	0
RX Byte Counter	509224602
RX Unicast Frame Count	4547660
RX Packet OK Count	6685040

Statistics for port 9 connected to device RE1:

TX Packets 64 Octets	2500318
TX Packets 65-127 Octets	443
TX Packets 128-255 Octets	0
TX Packets 256-511 Octets	0
TX Packets 512-1023 Octets	0
TX Packets 1024-1518 Octets	0
TX Packets 1519-2047 Octets	0
TX Packets 2048-4095 Octets	0
TX Packets 4096-9216 Octets	0
TX Packets 9217-16383 Octets	0
TX Octets	2500761
TX Multicast Packets	4
TX Broadcast Packets	2500757
TX PAUSEMAC Ctrl Frames	0
TX Oversize Packets	0
TX FCS Error Counter	0
TX Fragment Counter	0
TX Byte Counter	160049670
TX Packet OK Counter	0
TX Pause Packet Counter	0
TX Unicast Counter	0
RX Packets 64 Octets	701191
RX Packets 65-127 Octets	5882
RX Packets 128-255 Octets	2

```
RX Packets 256-511 Octets    0
RX Packets 512-1023 Octets  17965
RX Packets 1024-1518 Octets  7
RX Packets 1519-2047 Octets  0
RX Packets 2048-4095 Octets  0
RX Packets 4096-9216 Octets  0
RX Packets 9217-16383 Octets 0
RX Octets                    725047
RX Multicast Packets         8
RX Broadcast Packets         2500757
RX FCS Errors                0
RX Fragments                 0
RX MAC Control Packets       0
RX Out of Range Length       0
RX Undersize Packets         0
RX Oversize Packets          0
RX Jabbers                   0
RX Control Frame Counter     0
RX Pause Frame Counter       0
RX Byte Counter              62402656
RX Unicast Frame Count       0
RX Packet OK Count           0
Statistics for port 17 connected to device RE0:
TX Packets 64 Octets         7214818
TX Packets 65-127 Octets     94640
TX Packets 128-255 Octets    6384
TX Packets 256-511 Octets    22027
TX Packets 512-1023 Octets   22284
TX Packets 1024-1518 Octets  49929
TX Packets 1519-2047 Octets  0
TX Packets 2048-4095 Octets  0
TX Packets 4096-9216 Octets  0
TX Packets 9217-16383 Octets 0
TX Octets                    7410082
TX Multicast Packets         12
TX Broadcast Packets         2497247
TX PAUSEMAC Ctrl Frames     0
TX Oversize Packets          0
TX FCS Error Counter         0
TX Fragment Counter          0
TX Byte Counter              571626932
TX Packet OK Counter         0
TX Pause Packet Counter      0
TX Unicast Counter           0
RX Packets 64 Octets         4823701
RX Packets 65-127 Octets     67812
RX Packets 128-255 Octets    772
RX Packets 256-511 Octets    136
RX Packets 512-1023 Octets   68
RX Packets 1024-1518 Octets  10881
RX Packets 1519-2047 Octets  0
RX Packets 2048-4095 Octets  0
RX Packets 4096-9216 Octets  0
RX Packets 9217-16383 Octets 0
RX Octets                    4903370
RX Multicast Packets         8
RX Broadcast Packets         2497247
RX FCS Errors                0
RX Fragments                 0
RX MAC Control Packets       0
RX Out of Range Length       0
```

```

RX Undersize Packets      0
RX Oversize Packets      0
RX Jabbers                0
RX Control Frame Counter  0
RX Pause Frame Counter    0
RX Byte Counter           326889517
RX Unicast Frame Count    0
RX Packet OK Count        0

```

Displaying port statistics for switch 1
 Statistics for port 0 connected to device LCC0:

```

TX Packets 64 Octets      5053443
TX Packets 65-127 Octets  59737
TX Packets 128-255 Octets 768
TX Packets 256-511 Octets 87
TX Packets 512-1023 Octets 68
TX Packets 1024-1518 Octets 85
TX Packets 1519-2047 Octets 0
TX Packets 2048-4095 Octets 0
TX Packets 4096-9216 Octets 0
TX 1519-1522 Good Vlan frms 0
TX Octets                  5114188
TX Multicast Packets        16
TX Broadcast Packets        1125742
TX Single Collision frames  0
TX Mult. Collision frames   0
TX Late Collisions          0
TX Excessive Collisions     0
TX Collision frames         0
TX PAUSEMAC Ctrl Frames    0
TX MAC ctrl frames         0
TX Frame deferred Xmsns     0
TX Frame excessive deferl   0
TX Oversize Packets         0
TX Jabbers                  0
TX FCS Error Counter        0
TX Fragment Counter         0
TX Byte Counter             329291449
RX Packets 64 Octets        5640175
RX Packets 65-127 Octets    79875
RX Packets 128-255 Octets    6338
RX Packets 256-511 Octets    165
RX Packets 512-1023 Octets  4317
RX Packets 1024-1518 Octets  10
RX Packets 1519-2047 Octets  0
RX Packets 2048-4095 Octets  0
RX Packets 4096-9216 Octets  0
RX Octets                   5730880
RX Multicast Packets         4
RX Broadcast Packets         1735007
RX FCS Errors                0
RX Align Errors              0
RX Fragments                 0
RX Symbol errors             0
RX Unsupported opcodes       0
RX Out of Range Length       0
RX False Carrier Errors      0
RX Undersize Packets         0
RX Oversize Packets          0
RX Jabbers                   0
RX 1519-1522 Good Vlan frms 0

```

```

RX MTU Exceed Counter      0
RX Control Frame Counter   0
RX Pause Frame Counter     0
RX Byte Counter            371282850
Statistics for port 18 connected to device SPMB:
TX Packets 64 Octets       2990326
TX Packets 65-127 Octets   8572
TX Packets 128-255 Octets  4
TX Packets 256-511 Octets  49
TX Packets 512-1023 Octets 0
TX Packets 1024-1518 Octets 10793
TX Packets 1519-2047 Octets 0
TX Packets 2048-4095 Octets 0
TX Packets 4096-9216 Octets 0
TX 1519-1522 Good Vlan frms 0
TX Octets                  3009744
TX Multicast Packets       20
TX Broadcast Packets       2458322
TX Single Collision frames 0
TX Mult. Collision frames  0
TX Late Collisions         0
TX Excessive Collisions    0
TX Collision frames        0
TX PAUSEMAC Ctrl Frames    0
TX MAC ctrl frames         0
TX Frame deferred Xmsns    0
TX Frame excessive deferl  0
TX Oversize Packets        0
TX Jabbers                 0
TX FCS Error Counter       0
TX Fragment Counter        0
TX Byte Counter            203712524
RX Packets 64 Octets       873454
RX Packets 65-127 Octets   8886
RX Packets 128-255 Octets  44
RX Packets 256-511 Octets  21862
RX Packets 512-1023 Octets 2
RX Packets 1024-1518 Octets 49912
RX Packets 1519-2047 Octets 0
RX Packets 2048-4095 Octets 0
RX Packets 4096-9216 Octets 0
RX Octets                  954160
RX Multicast Packets       0
RX Broadcast Packets       402369
RX FCS Errors              0
RX Align Errors            0
RX Fragments               0
RX Symbol errors           0
RX Unsupported opcodes     0
RX Out of Range Length     0
RX False Carrier Errors    0
RX Undersize Packets       0
RX Oversize Packets        0
RX Jabbers                 0
RX 1519-1522 Good Vlan frms 0
RX MTU Exceed Counter      0
RX Control Frame Counter   0
RX Pause Frame Counter     0
RX Byte Counter            137941752
...

```



```

show chassis ethernet-switch user@host> show chassis ethernet-switch
(T4000 Router)               Displaying summary for switch 0
                             Link is good on GE port 6 connected to device: FPC0
                             Speed is 100Mb
                             Duplex is full
                             Autonegotiate is Enabled
                             False carrier sense count = 04

                             Link is good on GE port 9 connected to device: FPC3
                             Speed is 100Mb
                             Duplex is full
                             Autonegotiate is Enabled
                             False carrier sense count = 03

                             Link is good on GE port 11 connected to device: FPC5
                             Speed is 100Mb
                             Duplex is full
                             Autonegotiate is Enabled
                             False carrier sense count = 03

                             Link is good on GE port 12 connected to device: FPC6
                             Speed is 100Mb
                             Duplex is full
                             Autonegotiate is Enabled
                             False carrier sense count = 03

                             Link is good on GE port 14 connected to device: SPMB
                             Speed is 1000Mb
                             Duplex is full
                             Autonegotiate is Enabled

                             Link is good on GE port 18 connected to device: RE
                             Speed is 1000Mb
                             Duplex is full
                             Autonegotiate is Disabled

                             Link is good on GE port 19 connected to device: Other RE
                             Speed is 1000Mb
                             Duplex is full
                             Autonegotiate is Enabled

show chassis ethernet-switch user@host> show chassis ethernet-switch errors
(T4000 Router)               Displaying error for switch 0
                             Accumulated error counts for port 6 connected to device FPC0:
                             MLT3          0
                             Lock          0
                             Xmit          0
                             ESD           0
                             False carrier 4
                             Disconnects    0
                             FX mode       0
                             Accumulated error counts for port 9 connected to device FPC3:
                             MLT3          0
                             Lock          0
                             Xmit          0
                             ESD           0
                             False carrier 3
                             Disconnects    0
                             FX mode       0

```

Accumulated error counts for port 11 connected to device FPC5:

```
MLT3      0
Lock      0
Xmit      0
ESD       0
False carrier  3
Disconnects 0
FX mode   0
```

Accumulated error counts for port 12 connected to device FPC6:

```
MLT3      0
Lock      0
Xmit      0
ESD       0
False carrier  3
Disconnects 0
FX mode   0
```

Accumulated error counts for port 19 connected to device Other RE:

```
MLT3      0
Lock      0
Xmit      0
ESD       0
False carrier  0
Disconnects 0
FX mode   0
```

**show chassis
ethernet-switch
(PTX5000 Packet
Transport Switch)**

user@host> show chassis ethernet-switch

Displaying summary for switch 0

Link is good on XE port 2 connected to device: SPMB

```
Speed is 1000Mb
Duplex is full
Autonegotiate is Disabled
Flow Control TX is Disabled
Flow Control RX is Disabled
```

Link is good on XE port 11 connected to device: FPC7

```
Speed is 1000Mb
Duplex is full
Autonegotiate is Disabled
Flow Control TX is Disabled
Flow Control RX is Disabled
```

Link is good on XE port 12 connected to device: FPC6

```
Speed is 1000Mb
Duplex is full
Autonegotiate is Disabled
Flow Control TX is Disabled
Flow Control RX is Disabled
```

Link is good on XE port 13 connected to device: FPC5

```
Speed is 1000Mb
Duplex is full
Autonegotiate is Disabled
Flow Control TX is Disabled
Flow Control RX is Disabled
```

Link is good on XE port 15 connected to device: FPC3

```
Speed is 1000Mb
Duplex is full
Autonegotiate is Disabled
Flow Control TX is Disabled
Flow Control RX is Disabled
```

Link is good on XE port 16 connected to device: FPC2
 Speed is 1000Mb
 Duplex is full
 Autonegotiate is Disabled
 Flow Control TX is Disabled
 Flow Control RX is Disabled

Link is good on XE port 18 connected to device: FPC0
 Speed is 1000Mb
 Duplex is full
 Autonegotiate is Disabled
 Flow Control TX is Disabled
 Flow Control RX is Disabled

Link is good on XE port 19 connected to device: OTHER RE
 Speed is 1000Mb
 Duplex is full
 Autonegotiate is Disabled
 Flow Control TX is Disabled
 Flow Control RX is Disabled

Link is good on XE port 20 connected to device: RE
 Speed is 1000Mb
 Duplex is full
 Autonegotiate is Disabled
 Flow Control TX is Disabled
 Flow Control RX is Disabled

**show chassis
 ethernet-switch
 statistics (PTX5000
 Packet Transport
 Switch)**

```
user@host> show chassis ethernet-switch statistics
Displaying port statistics for switch 0
Statistics for port 2 connected to device SPMB:
TX Packets 64 Octets      10942
TX Packets 65-127 Octets  843
TX Packets 128-255 Octets 2
TX Packets 256-511 Octets 2
TX Packets 512-1023 Octets 0
TX Packets 1024-1518 Octets 6862
TX Packets 1519-2047 Octets 0
TX Packets 2048-4095 Octets 0
TX Packets 4096-9216 Octets 0
TX Packets 9217-16383 Octets 0
TX Octets      18651
TX Multicast Packets 6
TX Broadcast Packets 10331
TX PAUSEMAC Ctrl Frames 0
TX Oversize Packets 0
TX FCS Error Counter 0
TX Fragment Counter 0
TX Byte Counter 8105166
TX Packet OK Counter 0
TX Pause Packet Counter 0
TX Unicast Counter 0
RX Packets 64 Octets      8679
RX Packets 65-127 Octets 2364
RX Packets 128-255 Octets 531
RX Packets 256-511 Octets 112
RX Packets 512-1023 Octets 26
RX Packets 1024-1518 Octets 8
RX Packets 1519-2047 Octets 0
RX Packets 2048-4095 Octets 0
```

```
RX Packets 4096-9216 Octets  0
RX Packets 9217-16383 Octets 0
RX Octets                    11720
RX Multicast Packets         0
RX Broadcast Packets         10331
RX FCS Errors                0
RX Fragments                 0
RX MAC Control Packets       0
RX Out of Range Length       0
RX Undersize Packets         0
RX Oversize Packets          0
RX Jabbers                   0
RX Control Frame Counter     0
RX Pause Frame Counter       0
RX Byte Counter              938105
RX Unicast Frame Count       0
RX Packet OK Count           0
Statistics for port 11 connected to device FPC7:
TX Packets 64 Octets         14492
TX Packets 65-127 Octets     3542
TX Packets 128-255 Octets    6
TX Packets 256-511 Octets    45
TX Packets 512-1023 Octets   60
```

Continued...

```
Statistics for port 18 connected to device FPC0:
TX Packets 64 Octets         15212
TX Packets 65-127 Octets     3810
TX Packets 128-255 Octets    6
TX Packets 256-511 Octets    43
TX Packets 512-1023 Octets   66
TX Packets 1024-1518 Octets  169
TX Packets 1519-2047 Octets  0
TX Packets 2048-4095 Octets  0
TX Packets 4096-9216 Octets  0
TX Packets 9217-16383 Octets 0
TX Octets                    19306
TX Multicast Packets         0
TX Broadcast Packets         10886
TX PAUSEMAC Ctrl Frames     0
TX Oversize Packets          0
TX FCS Error Counter         0
TX Fragment Counter          0
TX Byte Counter              1569412
TX Packet OK Counter         0
TX Pause Packet Counter      0
TX Unicast Counter           0
RX Packets 64 Octets         17994
RX Packets 65-127 Octets     8006
RX Packets 128-255 Octets    230
RX Packets 256-511 Octets    19
RX Packets 512-1023 Octets   53
RX Packets 1024-1518 Octets  11
RX Packets 1519-2047 Octets  0
RX Packets 2048-4095 Octets  0
RX Packets 4096-9216 Octets  0
RX Packets 9217-16383 Octets 0
RX Octets                    26313
RX Multicast Packets         0
RX Broadcast Packets         10886
```

```

RX FCS Errors          0
RX Fragments           0
RX MAC Control Packets 0
RX Out of Range Length 0
RX Undersize Packets   0
RX Oversize Packets    0
RX Jabbers             0
RX Control Frame Counter 2
RX Pause Frame Counter 2
RX Byte Counter        1836287
RX Unicast Frame Count 0
RX Packet OK Count     0
Statistics for port 19 connected to device OTHER RE:
TX Packets 64 Octets    10234
TX Packets 65-127 Octets 162
TX Packets 128-255 Octets 0
TX Packets 256-511 Octets 0
TX Packets 512-1023 Octets 0
TX Packets 1024-1518 Octets 0
TX Packets 1519-2047 Octets 0
TX Packets 2048-4095 Octets 0
TX Packets 4096-9216 Octets 0
TX Packets 9217-16383 Octets 0
TX Octets              10396
TX Multicast Packets   8
TX Broadcast Packets   10317
TX PAUSEMAC Ctrl Frames 0
TX Oversize Packets    0
TX FCS Error Counter   0
TX Fragment Counter    0
TX Byte Counter        666260
TX Packet OK Counter   0
TX Pause Packet Counter 0
TX Unicast Counter     0
RX Packets 64 Octets    4073
RX Packets 65-127 Octets 325
RX Packets 128-255 Octets 1
RX Packets 256-511 Octets 0
RX Packets 512-1023 Octets 0
RX Packets 1024-1518 Octets 72
RX Packets 1519-2047 Octets 0
RX Packets 2048-4095 Octets 0
RX Packets 4096-9216 Octets 0
RX Packets 9217-16383 Octets 0
RX Octets              4471
RX Multicast Packets   0
RX Broadcast Packets   10317
RX FCS Errors          0
RX Fragments           0
RX MAC Control Packets 0
RX Out of Range Length 0
RX Undersize Packets   0
RX Oversize Packets    0
RX Jabbers             0
RX Control Frame Counter 0
RX Pause Frame Counter 0
RX Byte Counter        387333
RX Unicast Frame Count 0
RX Packet OK Count     0
Statistics for port 20 connected to device RE:
TX Packets 64 Octets    658856

```

```

TX Packets 65-127 Octets    45535
TX Packets 128-255 Octets   1900
TX Packets 256-511 Octets   532
TX Packets 512-1023 Octets  372
TX Packets 1024-1518 Octets 191
TX Packets 1519-2047 Octets 0
TX Packets 2048-4095 Octets 0
TX Packets 4096-9216 Octets 0
TX Packets 9217-16383 Octets 0
TX Octets                    707386
TX Multicast Packets         0
TX Broadcast Packets         10421
TX PAUSEMAC Ctrl Frames     0
TX Oversize Packets          0
TX FCS Error Counter         0
TX Fragment Counter          0
TX Byte Counter              46608676
TX Packet OK Counter         0
TX Pause Packet Counter      0
TX Unicast Counter           0
RX Packets 64 Octets         27394
RX Packets 65-127 Octets     20271
RX Packets 128-255 Octets     78
RX Packets 256-511 Octets     215
RX Packets 512-1023 Octets    269
RX Packets 1024-1518 Octets   253370
RX Packets 1519-2047 Octets   0
RX Packets 2048-4095 Octets   0
RX Packets 4096-9216 Octets   0
RX Packets 9217-16383 Octets  0
RX Octets                    301597
RX Multicast Packets         8
RX Broadcast Packets         10421
RX FCS Errors                0
RX Fragments                 0
RX MAC Control Packets       0
RX Out of Range Length       0
RX Undersize Packets         0
RX Oversize Packets          0
RX Jabbers                   0
RX Control Frame Counter     0
RX Pause Frame Counter       0
RX Byte Counter              275043436
RX Unicast Frame Count       0
RX Packet OK Count           0

```

Continued ...

```

show chassis user@host> show chassis ethernet-switch port-state
ethernet-switch   Displaying port state for switch 0
port-state (PTX5000 Port      : 02
Packet Transport Target    : SPMB
Switch)           Error reading port 2 connected to device: SPMB

```

show chassis fan

Syntax	show chassis fan
Syntax (MX Series Router)	show chassis fan <all-members> <local> <member <i>member-id</i> >
Syntax (QFabric Switches)	show chassis fan <interconnect-device <i>name</i> >
Release Information	Command introduced in Junos OS Release 10.0 on MX Series 3D Universal Edge Routers, M120 routers, and M320 routers. Command introduced in Junos OS Release 11.1 for the QFX Series. Command introduced in Junos OS Release 11.4 for EX Series switches. Command introduced in Junos OS Release 12.1 for PTX Series Packet Transport Switches. Command introduced in Junos OS Release 12.1 for T4000 routers.
Description	(T Series routers, M120 routers, M320 routers, MX Series 3D Universal Edge Routers, QFX3108 Interconnect devices, EX Series switches, and PTX Series Packet Transport Switches only) Show information about the fan tray and fans.
Options	<p>all-members—(MX Series routers only) (Optional) Display information about the fan tray and fans for all members of the Virtual Chassis configuration.</p> <p>local—(MX Series routers only) (Optional) Display information about the fan tray and fans for the local Virtual Chassis member.</p> <p>member <i>member-id</i>—(MX Series routers only) (Optional) Display information about the fan tray and fans for the specified member of the Virtual Chassis configuration. For an MX Series Virtual Chassis, replace <i>member-id</i> with a value of 0 or 1.</p>
Required Privilege Level	view
List of Sample Output	show chassis fan on page 378 show chassis fan (QFabric Switches) on page 378 show chassis fan (EX Series Switches) on page 379 show chassis fan (T4000 Core Router) on page 379 show chassis fan (PTX5000 Packet Transport Switch) on page 379
Output Fields	Table 65 on page 377 lists the output fields for the show chassis fan command. Output fields are listed in the approximate order in which they appear.

Table 65: show chassis fan Output Fields

Field Name	Field Description
Item	Fan item identifier.

Table 65: show chassis fan Output Fields (*continued*)

Field Name	Field Description
Status	Status of the fan: <ul style="list-style-type: none"> • OK-Fan is running properly and within the normal range. • Check-Fan is in Check state because of some fault or alarm condition.
RPM	(T Series routers, MX Series 3D Universal Edge Routers, QFX3108 Interconnect devices, and EX Series switches only) Fan speed in revolutions per minute (RPM).
% RPM	(PTX Series Packet Transport Switches only) Percentage of the fan speed being used.
Measurement	(T Series routers, MX Series 3D Universal Edge Routers, QFX3108 Interconnect devices, and EX Series switches only) Fan speed status based on different chassis cooling requirements: <ul style="list-style-type: none"> • Spinning at high speed • Spinning at intermediate speed • Spinning at normal speed • Spinning at low speed (except EX Series switches) (PTX Series Packet Transport Switches only) Fan speed in revolutions per minute (RPM) for each fan in the fan tray.

Sample Output

```

show chassis fan user@host> show chassis fan
user@host> show chassis fan
    Item                Status  RPM    Measurement
Top Tray Fan 1         OK      3790    Spinning at normal speed
Top Tray Fan 2         OK      3769    Spinning at normal speed
Top Tray Fan 3         OK      3769    Spinning at normal speed
Top Tray Fan 4         OK      3790    Spinning at normal speed
Top Tray Fan 5         OK      3790    Spinning at normal speed
Top Tray Fan 6         OK      3769    Spinning at normal speed
Top Tray Fan 7         OK      3790    Spinning at normal speed
Top Tray Fan 8         OK      3769    Spinning at normal speed
Top Tray Fan 9         OK      3769    Spinning at normal speed
Top Tray Fan 10        OK      3790    Spinning at normal speed
Top Tray Fan 11        OK      3790    Spinning at normal speed
Top Tray Fan 12        OK      3769    Spinning at normal speed
Bottom Tray Fan 1      OK      2880    Spinning at normal speed
Bottom Tray Fan 2      OK      2912    Spinning at normal speed
Bottom Tray Fan 3      OK      2928    Spinning at normal speed
Bottom Tray Fan 4      OK      2896    Spinning at normal speed
Bottom Tray Fan 5      OK      2896    Spinning at normal speed
Bottom Tray Fan 6      OK      2928    Spinning at normal speed

show chassis fan user@host> show chassis fan interconnect-device interconnect1
(QFabric Switches) user@host> show chassis fan interconnect1
    Item                Status  RPM    Measurement
Top Tray Fan 1         OK      3790    Spinning at normal speed

```


Top Tray Fan 2	OK	3769	Spinning at normal speed
Top Tray Fan 3	OK	3769	Spinning at normal speed
Top Tray Fan 4	OK	3790	Spinning at normal speed
Top Tray Fan 5	OK	3790	Spinning at normal speed
Top Tray Fan 6	OK	3769	Spinning at normal speed
Top Tray Fan 7	OK	3790	Spinning at normal speed
Top Tray Fan 8	OK	3769	Spinning at normal speed
Top Tray Fan 9	OK	3769	Spinning at normal speed
Top Tray Fan 10	OK	3790	Spinning at normal speed
Top Tray Fan 11	OK	3790	Spinning at normal speed
Top Tray Fan 12	OK	3769	Spinning at normal speed
Bottom Tray Fan 1	OK	2880	Spinning at normal speed
Bottom Tray Fan 2	OK	2912	Spinning at normal speed
Bottom Tray Fan 3	OK	2928	Spinning at normal speed
Bottom Tray Fan 4	OK	2896	Spinning at normal speed
Bottom Tray Fan 5	OK	2896	Spinning at normal speed
Bottom Tray Fan 6	OK	2928	Spinning at normal speed

show chassis fan (EX Series Switches)

```
user@host> show chassis fan
user@host> show chassis fan
```

Item	Status	RPM	Measurement
Fan 1	OK	3477	Spinning at normal speed
Fan 2	OK	3477	Spinning at normal speed
Fan 3	OK	3479	Spinning at normal speed
Fan 4	OK	3508	Spinning at normal speed
Fan 5	OK	3517	Spinning at normal speed
Fan 6	OK	3531	Spinning at normal speed
Fan 7	OK	3439	Spinning at normal speed
Fan 8	OK	3424	Spinning at normal speed
Fan 9	OK	3413	Spinning at normal speed
Fan 10	OK	3439	Spinning at normal speed
Fan 11	OK	3446	Spinning at normal speed
Fan 12	OK	3432	Spinning at normal speed

show chassis fan (T4000 Core Router)

```
user@host> show chassis fan
```

Item	Status	RPM	Measurement
Top Left Front fan	OK	5190	Spinning at high speed
Top Left Middle fan	OK	5220	Spinning at high speed
Top Left Rear fan	OK	5190	Spinning at high speed
Top Right Front fan	OK	5160	Spinning at high speed
Top Right Middle fan	OK	5190	Spinning at high speed
Top Right Rear fan	OK	5160	Spinning at high speed
Bottom Left Front fan	OK	6030	Spinning at high speed
Bottom Left Middle fan	OK	6090	Spinning at high speed
Bottom Left Rear fan	OK	6090	Spinning at high speed
Bottom Right Front fan	OK	6030	Spinning at high speed
Bottom Right Middle fan	OK	6060	Spinning at high speed
Bottom Right Rear fan	OK	6060	Spinning at high speed
Rear Tray Top fan	OK	10000	Spinning at high speed
Rear Tray Second fan	OK	10000	Spinning at high speed
Rear Tray Third fan	OK	10000	Spinning at high speed
Rear Tray Fourth fan	OK	10000	Spinning at high speed
Rear Tray Fifth fan	OK	10000	Spinning at high speed
Rear Tray Sixth fan	OK	10000	Spinning at high speed
Rear Tray Seventh fan	OK	10000	Spinning at high speed
Rear Tray Bottom fan	OK	10000	Spinning at high speed

show chassis fan (PTX5000 Packet Transport Switch)

```
user@host> show chassis fan
user@host> show chassis fan
```

Item	Status	% RPM	Measurement
------	--------	-------	-------------

Fan Tray 0 Fan 1	OK	29%	2700 RPM
Fan Tray 0 Fan 2	OK	29%	2700 RPM
Fan Tray 0 Fan 3	OK	29%	2742 RPM
Fan Tray 0 Fan 4	OK	29%	2700 RPM
Fan Tray 0 Fan 5	OK	30%	2828 RPM
Fan Tray 0 Fan 6	OK	30%	2828 RPM
Fan Tray 0 Fan 7	OK	29%	2700 RPM
Fan Tray 0 Fan 8	OK	30%	2785 RPM
Fan Tray 0 Fan 9	OK	30%	2828 RPM
Fan Tray 0 Fan 10	OK	30%	2828 RPM
Fan Tray 0 Fan 11	OK	30%	2785 RPM
Fan Tray 0 Fan 12	OK	30%	2828 RPM
Fan Tray 0 Fan 13	OK	31%	2871 RPM
Fan Tray 0 Fan 14	OK	30%	2828 RPM
Fan Tray 1 Fan 1	OK	42%	3033 RPM
Fan Tray 1 Fan 2	OK	42%	3066 RPM
Fan Tray 1 Fan 3	OK	43%	3099 RPM
Fan Tray 1 Fan 4	OK	43%	3166 RPM
Fan Tray 1 Fan 5	OK	45%	3266 RPM
Fan Tray 1 Fan 6	OK	43%	3133 RPM
Fan Tray 2 Fan 1	OK	29%	2099 RPM
Fan Tray 2 Fan 2	OK	30%	2199 RPM
Fan Tray 2 Fan 3	OK	30%	2166 RPM
Fan Tray 2 Fan 4	OK	33%	2399 RPM
Fan Tray 2 Fan 5	OK	29%	2133 RPM
Fan Tray 2 Fan 6	OK	32%	2366 RPM

show chassis fabric feb

Syntax	show chassis fabric feb
Release Information	Command introduced in Junos OS Release 8.0.
Description	(M120 router only) Display the state of the electrical and optical switching fabric links between the Forwarding Engine Boards (FEBs) and the fabric planes, as interpreted by the FEB.
Options	This command has no options.
Required Privilege Level	view
List of Sample Output	show chassis fabric feb on page 381
Output Fields	Table 66 on page 381 lists the output fields for the show chassis fabric feb command.

Table 66: show chassis fabric feb Output Fields

Field Name	Field Description
Fabric management FEB state	State of the switching fabric link between each FEB and fabric plane: desalination error, disabled, enabled, link error, link ok, or unused.

Sample Output

```

user@host> show chassis fabric feb
Fabric management      FEB state
FEB 0                  Plane 0: Plane enabled
                       Plane 1: Plane enabled
                       Plane 2: Plane enabled
                       Plane 3: Plane enabled

FEB 4                  Plane 0: Plane enabled
                       Plane 1: Plane enabled
                       Plane 2: Plane enabled
                       Plane 3: Plane enabled

```

show chassis fabric errors

Syntax	show chassis fabric errors <fpc <i>slot-number</i> lcc <i>number</i> > <sib (<i>slot</i> f13 <i>sib-slot</i> f2s <i>sib-slot/sib-f2s-slot-number</i> lcc <i>number</i>)>
Syntax (PTX Series Packet Transport Switches)	show chassis fabric errors <sib <i>sib-slot</i> >
Release Information	Command introduced in Junos OS Release 10.0. Command introduced in Junos OS Release 12.1 for the PTX Series Packet Transport Switches.
Description	(TX Matrix Plus routers and PTX Series Packet Transport Switches) Display the first ten and last ten fabric errors for the FPC or Switch Interface Boards (SIBs).



NOTE: This command can only be issued on a master Routing Engine.

Options **fpc *slot-number***—Show error log of the first ten and last ten errors for the specified FPC. (PTX5000 Packet Transport Switches only)—Replace ***slot-number*** with a value from 0 through 7.

(TX Matrix Plus routers only)—Replace ***slot-number*** with a value from 0 through 31. This option has the following suboptions:

- **lcc *number***—Show error log of the first ten and last ten errors for the specified FPC on a specific network device (or line-card chassis) that is part of the routing matrix. Replace ***number*** with a value from 0 through 3.

If you specify the number of the network device by using only the **lcc *number*** option (the recommended method), replace ***slot-number*** with a value from 0 through 7. Otherwise, replace ***slot-number*** with a value from 0 through 31. For example, the following commands have the same result:

```
user@host> show chassis fabric errors fpc 1 lcc 1
user@host> show chassis fabric errors fpc 9
```

sib—Show error log of the first ten and last ten errors for the specified SIB. This option has the following suboptions:

- (TX Matrix Plus routers)***sib-slot***—Replace ***sib-slot*** with a value ranging from 0 through 4.

(PTX Series Packet Transport Switches)—Replace ***sib-slot*** with a value ranging from 0 through 8.

- **f13 *sib-slot***—(Optional) Show SIB F13 errors. Replace ***sib-slot*** with a valid SIB value number: 0, 1, 3, 4, 6, 7, 8, 9, 11, or 12.

- **f2s sib-slot/sib-f2s-slot-number**—(Optional) Show SIB F2S errors. Replace **sib-slot** with a value from 0 through 4, followed by a **sib-f2s-slot-number** value 0, 2, 4 or 6.
- **lcc number**—(Optional) Show error log of the first ten and last ten SIB errors for the specified network device (or line-card chassis). Replace **number** with a value from 0 through 3.



NOTE: The **lcc number** suboption is mandatory when using the following format for the command: **show chassis fabric errors sib lcc number sib slot-number**. For instance, issuing **show chassis fabric errors sib lcc 2 3** displays errors detected on LCC 2, SIB 3.

This suboption is not required when the **f13** or **f2s** suboptions are used with the **sib slot-number** option.

Required Privilege Level view

List of Sample Output [show chassis fabric errors \(F13 SIB Errors on a TX Matrix Plus Router\) on page 384](#)
[show chassis fabric errors \(F2S SIB Errors on a TX Matrix Plus Router\) on page 384](#)
[show chassis fabric errors \(SIB Errors Specific to an LCC Connected to a TX Matrix Plus Router\) on page 384](#)
[show chassis fabric errors \(FPC Errors Specific to an LCC Connected to a TX Matrix Plus Router\) on page 384](#)
[show chassis fabric errors \(PTX Series Packet Transport Switches\) on page 384](#)

Output Fields [Table 67 on page 383](#) lists the output fields for the **show chassis fabric errors** command. Output fields are listed in the approximate order in which they appear.

Table 67: show chassis fabric errors Output Fields

Field Name	Field Description
Time	Time the error was logged.
Error log of first 10 errors	List of the first ten errors.
Error log of last 10 errors	List of the last ten errors.
fpc slot number	(PTX5000 Packet Transport Switch only)—Range is 0 through 7.
sib slot number	(PTX Series Packet Transport Switches only)—Range is 0 through 8.
lcc number	Not supported on PTX Series Packet Transport Switches.

Sample Output

```

show chassis fabric errors (F13 SIB Errors on a TX Matrix Plus Router)
user@host> show chassis fabric errors sib f13 11
Time                               Error log of first 10 errors
2009-10-06 02:21:17 PDT            LOS on Cable-D(1,0)

show chassis fabric errors (F2S SIB Errors on a TX Matrix Plus Router)
user@host> show chassis fabric errors sib f2s 0/0
Time                               Error log of first 10 errors
2009-10-06 13:51:42 PDT            Cell drop errors on CLOS F2 SF 0 Port 0 link

show chassis fabric errors (SIB Errors Specific to an LCC Connected to a TX Matrix Plus Router)
user@host> show chassis fabric errors sib 1 lcc 0
lcc0-re0:
-----
Time                               Error log of first 10 errors
2009-10-06 02:23:16 PDT            Cell drop errors on FPC7_T link
2009-10-06 02:23:16 PDT            Cell drop errors on FPC7_B link

show chassis fabric errors (FPC Errors Specific to an LCC Connected to a TX Matrix Plus Router)
user@host> show chassis fabric errors fpc 5 lcc 0
lcc0-re0:
-----
Time                               Error log of first 10 errors
2009-10-06 13:56:59 PDT            PFE_T has link error on plane 1

show chassis fabric errors (PTX Series Packet Transport Switches)
user@host> show chassis fabric errors fpc 1
Time                               Error log of first 10 errors
2012-01-06 16:27:03 PST            Link errs on PFE 2, SIB 0, Plane 0
user@host> show chassis fabric errors sib 1
Time                               Error log of first 10 errors
2012-01-06 15:34:33 PST            Link errs on PFE 0, FPC 0, Plane 2

```

show chassis fabric fpcs

Syntax	show chassis fabric fpcs <fcc <i>number</i> >
Syntax (MX Series Router)	show chassis fabric fpcs <all-members> <local> <member <i>member-id</i> >
Syntax (T4000 Core Router)	show chassis fabric fpcs
Syntax (PTX Series Packet Transport Switches)	show chassis fabric fpcs <slot <i>fpc-slot</i> >
Release Information	Command introduced before Junos OS Release 7.4. Command introduced in Junos OS Release 9.4 for EX Series switches. Command introduced in Junos OS Release 12.1 for PTX Series Packet Transport Switches.
Description	(M320, MX Series, and T Series routers, EX8200 switches, and PTX Series Packet Transport Switches only) Display the state of the electrical switch fabric links between the Flexible PIC Concentrators (FPCs) and the Switch Interface Boards (SIBs).
Options	<p>none—Display the switch fabric link state. On a TX Matrix router, display the switching fabric link states for the FPCs in all T640 routers connected to the TX Matrix router. On a TX Matrix Plus router, display the switching fabric link states for the FPCs in all T1600 routers connected to the TX Matrix Plus router.</p> <p>all-members—(MX Series routers only) (Optional) Display the switching fabric link states for the FPCs in all members of the Virtual Chassis configuration.</p> <p>fcc <i>number</i>—(TX Matrix and TX Matrix Plus router only) (Optional) On a TX Matrix router, display the switch fabric link state for the FPCs in the specified T640 router (or line-card chassis) that is connected to the TX Matrix router. On a TX Matrix Plus router, display the switch fabric link state for the FPCs in the specified T1600 router (or line-card chassis) that is connected to the TX Matrix Plus router. Replace <i>number</i> with a value from 0 through 3.</p> <p>local—(MX Series routers only) (Optional) Display the switching fabric link states for the FPCs in the local Virtual Chassis member.</p> <p>member <i>member-id</i>—(MX Series routers only) (Optional) Display the switching fabric link states for the FPCs in the specified member of the Virtual Chassis configuration. Replace <i>member-id</i> with a value of 0 or 1.</p> <p>slot <i>fpc-slot</i>—(PTX Series Packet Transport Switches only) (Optional) Display the fabric state of the specified FPC slot. If no value is provided, display the status of all FPCs.</p>

Required Privilege Level	view
List of Sample Output	show chassis fabric fpcs (M320 Router) on page 387 show chassis fabric fpcs (MX240 Router) on page 388 show chassis fabric fpcs (MX480 Router) on page 388 show chassis fabric fpcs (MX960 Router) on page 389 show chassis fabric fpcs (T320 Router) on page 390 show chassis fabric fpcs (T640 Router) on page 391 show chassis fabric fpcs (TX Matrix Router) on page 391 show chassis fabric fpcs (TI600 Router) on page 392 show chassis fabric fpcs (T4000 Core Router) on page 394 show chassis fabric fpcs (TX Matrix Plus Router) on page 395 show chassis fabric fpcs lcc (TX Matrix Plus Router) on page 402 show chassis fabric fpcs (EX8200 Switch) on page 403 show chassis fabric fpcs (PTX Series Packet Transport Switches) on page 404
Output Fields	Table 68 on page 387 lists the output fields for the show chassis fabric fpcs command. Output fields are listed in the approximate order in which they appear.

Table 68: show chassis fabric fpcs Output Fields

Field Name	Field Description
Fabric management FPC state	<p>Switching fabric link (link from SIB to FPC) state for each FPC:</p> <ul style="list-style-type: none"> • Unused—FPC is not present. • Destination error on PFEs <i>list of PFE numbers</i>—Destination errors to the listed Packet Forwarding Engines. Indicates that the link is not carrying traffic to the listed Packet Forwarding Engines. <p>NOTE: In Junos OS Release 9.6 and later, the list of Packet Forwarding Engines with destination errors is displayed in the output.</p> <p>In Junos OS Releases before 9.6, the output only indicates that there are destination errors. However, the list of Packet Forwarding Engines with destination errors is not displayed.</p> <ul style="list-style-type: none"> • Links ok—Link between the spare SIB and FPC is eligible to carry traffic. • Link error—Link between the SIB and FPC has CRC errors. However, the link is still eligible to carry traffic. • Plane disabled—Fabric plane has been disabled for the following reasons: <ul style="list-style-type: none"> • Destination errors have exceeded the thresholds. • Run-time link errors have exceeded the thresholds. • Initialization time link errors detected, and link training was unsuccessful. • Plane Disabled, Links Error (PTX Series Packet Transport Switches only)—The plane is disabled because of link errors detected at the FPC RX. • Plane Disabled, Links Down (PTX Series Packet Transport Switches only)—The plane is disabled because of link errors detected at the SIB RX. • Plane enabled—Link between the active SIB and FPC is eligible to carry traffic. <p>NOTE: On the Enhanced MX SCB with MPC, a maximum of 4 planes are operational and running. On all the other SCBs with MPC, all the planes are operational and running.</p> <ul style="list-style-type: none"> • Plane Enabled, Links OK (PTX Series Packet Transport Switches only)—The FPC CCL RX link is eligible to carry traffic.

Sample Output

```

show chassis fabric fpcs (M320 Router) user@host> show chassis fabric fpcs
Fabric management FPC state:
FPC #2
  PFE #1
    SIB #0      Plane enabled
    SIB #1      Plane enabled
    SIB #2      Plane enabled

```

SIB #3
Plane enabled

**show chassis fabric
fpcs (MX240 Router)**

```
user@host> show chassis fabric fpcs
Fabric management FPC state:
FPC 2
  PFE #0
    Plane 0: Plane enabled
    Plane 1: Plane enabled
    Plane 2: Plane enabled
    Plane 3: Plane enabled
    Plane 4: Links ok
    Plane 5: Links ok
    Plane 6: Links ok
    Plane 7: Links ok
  PFE #1
    Plane 0: Plane enabled
    Plane 1: Plane enabled
    Plane 2: Plane enabled
    Plane 3: Plane enabled
    Plane 4: Links ok
    Plane 5: Links ok
    Plane 6: Links ok
    Plane 7: Links ok
  PFE #2
    Plane 0: Plane enabled
    Plane 1: Plane enabled
    Plane 2: Plane enabled
    Plane 3: Plane enabled
    Plane 4: Links ok
    Plane 5: Links ok
    Plane 6: Links ok
    Plane 7: Links ok
  PFE #3
    Plane 0: Plane enabled
    Plane 1: Plane enabled
    Plane 2: Plane enabled
    Plane 3: Plane enabled
    Plane 4: Links ok
    Plane 5: Links ok
    Plane 6: Links ok
    Plane 7: Links ok
```

**show chassis fabric
fpcs (MX480 Router)**

```
user@host> show chassis fabric fpcs
FPC 0
  PFE #0
    Plane 0: Plane enabled
    Plane 1: Plane enabled
    Plane 2: Plane enabled
    Plane 3: Plane enabled
    Plane 4: Links ok
    Plane 5: Links ok
    Plane 6: Links ok
    Plane 7: Links ok
  PFE #1
    Plane 0: Plane enabled
    Plane 1: Plane enabled
    Plane 2: Plane enabled
    Plane 3: Plane enabled
    Plane 4: Links ok
```

```

Plane 5: Links ok
Plane 6: Links ok
Plane 7: Links ok
PFE #2
Plane 0: Plane enabled
Plane 1: Plane enabled
Plane 2: Plane enabled
Plane 3: Plane enabled
Plane 4: Links ok
Plane 5: Links ok
Plane 6: Links ok
Plane 7: Links ok
PFE #3
Plane 0: Plane enabled
Plane 1: Plane enabled
Plane 2: Plane enabled
Plane 3: Plane enabled
Plane 4: Links ok
Plane 5: Links ok
Plane 6: Links ok
Plane 7: Links ok
FPC 1
PFE #0
Plane 0: Plane enabled
Plane 1: Plane enabled
Plane 2: Plane enabled
Plane 3: Plane enabled
Plane 4: Plane enabled
Plane 5: Plane enabled
Plane 6: Plane enabled
Plane 7: Plane enabled
PFE #1
Plane 0: Plane enabled
Plane 1: Plane enabled
Plane 2: Plane enabled
Plane 3: Plane enabled
Plane 4: Plane enabled
Plane 5: Plane enabled
Plane 6: Plane enabled
Plane 7: Plane enabled

```

show chassis fabric fpcs (MX960 Router) user@host> show chassis fabric fpcs

```

FPC 0
PFE #0
Plane 0: Plane enabled
Plane 1: Plane enabled
Plane 2: Plane enabled
Plane 3: Plane enabled
Plane 4: Links ok
Plane 5: Links ok
PFE #1
Plane 0: Plane enabled
Plane 1: Plane enabled
Plane 2: Plane enabled
Plane 3: Plane enabled
Plane 4: Links ok
Plane 5: Links ok
PFE #2
Plane 0: Plane enabled
Plane 1: Plane enabled
Plane 2: Plane enabled

```

```

        Plane 3: Plane enabled
        Plane 4: Links ok
        Plane 5: Links ok
    PFE #3
        Plane 0: Plane enabled
        Plane 1: Plane enabled
        Plane 2: Plane enabled
        Plane 3: Plane enabled
        Plane 4: Links ok
        Plane 5: Links ok
FPC 1
  PFE #0
        Plane 0: Plane enabled
        Plane 1: Plane enabled
        Plane 2: Plane enabled
        Plane 3: Plane enabled
        Plane 4: Plane enabled
        Plane 5: Plane enabled
  PFE #1
        Plane 0: Plane enabled
        Plane 1: Plane enabled
        Plane 2: Plane enabled
        Plane 3: Plane enabled
        Plane 4: Plane enabled
        Plane 5: Plane enabled
FPC 2
  PFE #0
        Plane 0: Plane enabled
        Plane 1: Plane enabled
        Plane 2: Plane enabled
        Plane 3: Plane enabled
        Plane 4: Links ok
        Plane 5: Links ok
  PFE #1
        Plane 0: Plane enabled
        Plane 1: Plane enabled
        Plane 2: Plane enabled
        Plane 3: Plane enabled
        Plane 4: Links ok
        Plane 5: Links ok
  PFE #2
        Plane 0: Plane enabled
        Plane 1: Plane enabled
        Plane 2: Plane enabled
        Plane 3: Plane enabled
        Plane 4: Links ok
    ...

```

**show chassis fabric
fpcs (T320 Router)**

```

user@host> show chassis fabric fpcs
FPC #3
  PFE #1
    SIB #0
      Links ok
    SIB #1
      Plane enabled
    SIB #2
      Plane enabled
FPC #5
  PFE #1
    SIB #0
      Links ok

```

```

SIB #1
    Plane enabled
SIB #2
    Plane enabled
FPC #7
  PFE #1
    SIB #0
      Links ok
    SIB #1
      Plane enabled
    SIB #2
      Plane enabled

```

show chassis fabric fpcs (T640 Router) user@host> **show chassis fabric fpcs**
 Fabric management FPC state:

```

FPC #2
  PFE #1
    SIB #0
      Links ok
    SIB #1
      Plane enabled
    SIB #2
      Plane enabled
    SIB #3
      Plane enabled
    SIB #4
      Plane enabled
FPC #3
  PFE #1
    SIB #2
      Plane enabled
    SIB #3
      Link error
      Destination error on PFES
      8   9  10  11  12  13  14  15  16  17  18  19  20  21
    SIB #4
      Destination error on PFES
      8   9  10  11  12  13  14  15  16  17  18  19  20  21
...

```

show chassis fabric fpcs (TX Matrix Router) user@host> **show chassis fabric fpcs**
 lcc0-re0:

```

-----
Fabric management FPC state:
FPC #0
  PFE #1
    SIB #0
      Links ok
    SIB #2
      Links ok
    SIB #3
      Links ok
    SIB #4
      Links ok
FPC #2
  PFE #1
    SIB #0
      Links ok
    SIB #2
      Links ok

```

```

SIB #3
    Links ok
SIB #4
    Links ok   FPC #3
PFE #1
SIB #2
    Plane enabled
SIB #3
    Link error
    Destination error on PFEs
        8   9   10  11  12  13  14  15  16  17  18  19  20  21
SIB #4
    Destination error on PFEs
        8   9   10  11  12  13  14  15  16  17  18  19  20  21
...
FPC #4
    PFE #0
        SIB #4 Links ok
    PFE #1
        SIB #4 Links ok
FPC #5
    PFE #1
        SIB #4 Links ok
FPC #6
    PFE #1
        SIB #4 Links ok

```

```
lcc2-re0:
```

```
-----
Fabric management FPC state:
```

```

FPC #0
    PFE #1
        SIB #4 Links ok
FPC #1
    PFE #1
        SIB #4 Links ok
FPC #2
    PFE #0
        SIB #4 Links ok
    PFE #1
        SIB #4 Links ok
FPC #4
    PFE #0
        SIB #4 Links ok
    PFE #1
        SIB #4 Links ok
FPC #5
    PFE #1
        SIB #4 Links ok

```

**show chassis fabric
fpcs (T1600 Router)**

```
user@host> show chassis fabric fpcs
```

```
Fabric management FPC state:
```

```

FPC #0
    PFE #0
        SIB #0
            Links ok
        SIB #1
            Plane enabled
        SIB #2
            Plane enabled
        SIB #3

```

```

        Plane enabled
    SIB #4
        Plane enabled
PFE #1
    SIB #0
        Links ok
    SIB #1
        Plane enabled
    SIB #2
        Plane enabled
    SIB #3
        Plane enabled
    SIB #4
        Plane enabled
FPC #1
    PFE #0
        SIB #0
            Links ok
        SIB #1
            Plane enabled
        SIB #2
            Plane enabled
        SIB #3
            Plane enabled
        SIB #4
            Plane enabled
    PFE #1
        SIB #0
            Links ok
        SIB #1
            Plane enabled
        SIB #2
            Plane enabled
        SIB #3
            Plane enabled
        SIB #4
            Plane enabled
FPC #2
    PFE #0
        SIB #0
            Links ok
        SIB #1
            Plane enabled
        SIB #2
            Plane enabled
        SIB #3
            Plane enabled
        SIB #4
            Plane enabled
FPC #4
    PFE #0
        SIB #0
            Links ok
        SIB #1
            Plane enabled
        SIB #2
            Plane enabled
        SIB #3
            Plane enabled
        SIB #4
            Plane enabled
```

```

PFE #1
  SIB #0
    Links ok
  SIB #1
    Plane enabled
  SIB #2
    Plane enabled
  SIB #3
    Plane enabled
  SIB #4
    Plane enabled
FPC #3
  PFE #1
    SIB #2
      Plane enabled
    SIB #3
      Link error
      Destination error on PFES
      8   9   10  11  12  13  14  15  16  17  18  19  20  21
    SIB #4
      Destination error on PFES
      8   9   10  11  12  13  14  15  16  17  18  19  20  21

```

show chassis fabric Fabric management FPC state:
fpcs (T4000 Core FPC #2
Router) PFE #0

```

  SIB #0
    Links ok
  SIB #1
    Plane enabled
  SIB #2
    Plane enabled
  SIB #3
    Plane enabled
  SIB #4
    Plane enabled
FPC #3
  PFE #0
    SIB #0
      Links ok
    SIB #1
      Plane enabled
    SIB #2
      Plane enabled
    SIB #3
      Plane enabled
    SIB #4
      Plane enabled
FPC #5
  PFE #0
    SIB #0
      Links ok
    SIB #1
      Plane enabled
    SIB #2
      Plane enabled
    SIB #3
      Plane enabled
    SIB #4
      Plane enabled
  PFE #1

```



```

SIB #0
    Links ok
SIB #1
    Plane enabled
SIB #2
    Plane enabled
SIB #3
    Plane enabled
SIB #4
    Plane enabled
FPC #6
  PFE #0
    SIB #0
      Links ok
    SIB #1
      Plane enabled
    SIB #2
      Plane enabled
    SIB #3
      Plane enabled
    SIB #4
      Plane enabled
  PFE #1
    SIB #0
      Links ok
    SIB #1
      Plane enabled
    SIB #2
      Plane enabled
    SIB #3
      Plane enabled
    SIB #4
      Plane enabled

```

show chassis fabric fpcs (TX Matrix Plus Router)

```

user@host> show chassis fabric fpcs
1cc0-re0:

```

```

-----
Fabric management FPC state:

```

```

FPC #0
  PFE #1
    SIB #0
      Unused
    SIB #1
      Links ok
    SIB #2
      Links ok
    SIB #3
      Links ok
    SIB #4
      Links ok
FPC #2
  PFE #0
    SIB #0
      Unused
    SIB #1
      Links ok
    SIB #2
      Links ok
    SIB #3
      Links ok
    SIB #4

```

```

        Links ok
PFE #1
  SIB #0
    Unused
  SIB #1
    Links ok
  SIB #2
    Links ok
  SIB #3
    Links ok
  SIB #4
    Links ok
FPC #3
  PFE #1
    SIB #2
      Plane enabled
    SIB #3
      Link error
      Destination error on PFes
      8   9   10  11  12  13  14  15  16  17  18  19  20  21
    SIB #4
      Destination error on PFes
      8   9   10  11  12  13  14  15  16  17  18  19  20  21
FPC #4
  PFE #0
    SIB #0
      Unused
    SIB #1
      Links ok
    SIB #2
      Links ok
    SIB #3
      Links ok
    SIB #4
      Links ok
  PFE #1
    SIB #0
      Unused
    SIB #1
      Links ok
    SIB #2
      Links ok
    SIB #3
      Links ok
    SIB #4
      Links ok
FPC #6
  PFE #0
    SIB #0
      Unused
    SIB #1
      Links ok
    SIB #2
      Links ok
    SIB #3
      Links ok
    SIB #4
      Links ok
  PFE #1
    SIB #0
      Unused

```

```
SIB #1
Links ok
SIB #2
Links ok
SIB #3
Links ok
SIB #4
Links ok
FPC #7
PFE #0
SIB #0
Unused
SIB #1
Links ok
SIB #2
Links ok
SIB #3
Links ok
SIB #4
Links ok
```

```
lcc1-re0:
```

```
-----
Fabric management FPC state:
```

```
FPC #2
PFE #0
SIB #0
Links ok
SIB #1
Links ok
SIB #2
Links ok
SIB #3
Links ok
SIB #4
Links ok
PFE #1
SIB #0
Links ok
SIB #1
Links ok
SIB #2
Links ok
SIB #3
Links ok
SIB #4
Links ok
FPC #4
PFE #0
SIB #0
Links ok
SIB #1
Links ok
SIB #2
Links ok
SIB #3
Links ok
SIB #4
Links ok
PFE #1
SIB #0
```

```

        Links ok
    SIB #1
        Links ok
    SIB #2
        Links ok
    SIB #3
        Destination error on PFES      1      8      9      29      40      65      72      73
        93 104
    SIB #4
        Links ok
FPC #6
    PFE #0
        SIB #0
            Links ok
        SIB #1
            Links ok
        SIB #2
            Links ok
        SIB #3
            Links ok
        SIB #4
            Links ok
    PFE #1
        SIB #0
            Links ok
        SIB #1
            Links ok
        SIB #2
            Links ok
        SIB #3
            Links ok
        SIB #4
            Links ok
FPC #7
    PFE #0
        SIB #0
            Links ok
        SIB #1
            Links ok
        SIB #2
            Links ok
        SIB #3
            Links ok
        SIB #4
            Links ok

lcc2-re0:
-----
Fabric management FPC state:
FPC #0
    PFE #0
        SIB #0
            Links ok
        SIB #1
            Links ok
        SIB #2
            Links ok
        SIB #3
            Links ok
        SIB #4

```

```
Links ok
PFE #1
  SIB #0
    Links ok
  SIB #1
    Links ok
  SIB #2
    Links ok
  SIB #3
    Links ok
  SIB #4
    Links ok
FPC #2
  PFE #0
    SIB #0
      Links ok
    SIB #1
      Links ok
    SIB #2
      Links ok
    SIB #3
      Links ok
    SIB #4
      Links ok
  PFE #1
    SIB #0
      Links ok
    SIB #1
      Links ok
    SIB #2
      Links ok
    SIB #3
      Links ok
    SIB #4
      Links ok
FPC #4
  PFE #0
    SIB #0
      Links ok
    SIB #1
      Links ok
    SIB #2
      Links ok
    SIB #3
      Links ok
    SIB #4
      Links ok
FPC #5
  PFE #0
    SIB #0
      Links ok
    SIB #1
      Links ok
    SIB #2
      Links ok
    SIB #3
      Links ok
    SIB #4
      Links ok
  PFE #1
    SIB #0
```

```

        Links ok
    SIB #1
        Links ok
    SIB #2
        Links ok
    SIB #3
        Links ok
    SIB #4
        Links ok
FPC #6
  PFE #0
    SIB #0
        Links ok
    SIB #1
        Links ok
    SIB #2
        Links ok
    SIB #3
        Links ok
    SIB #4
        Links ok
  PFE #1
    SIB #0
        Links ok
    SIB #1
        Links ok
    SIB #2
        Links ok
    SIB #3
        Links ok
    SIB #4
        Links ok
FPC #7
  PFE #0
    SIB #0
        Links ok
    SIB #1
        Links ok
    SIB #2
        Links ok
    SIB #3
        Links ok
    SIB #4
        Links ok
```

lcc3-re0:

Fabric management FPC state:

```
FPC #0
  PFE #0
    SIB #0
        Links ok
    SIB #1
        Links ok
    SIB #2
        Links ok
    SIB #3
        Links ok
    SIB #4
        Links ok
  PFE #1
```

```
SIB #0
Links ok
SIB #1
Links ok
SIB #2
Links ok
SIB #3
Links ok
SIB #4
Links ok
FPC #2
PFE #0
SIB #0
Links ok
SIB #1
Links ok
SIB #2
Links ok
SIB #3
Links ok
SIB #4
Links ok
PFE #1
SIB #0
Links ok
SIB #1
Links ok
SIB #2
Links ok
SIB #3
Links ok
SIB #4
Links ok
FPC #4
PFE #0
SIB #0
Links ok
SIB #1
Links ok
SIB #2
Links ok
SIB #3
Links ok
SIB #4
Links ok
PFE #1
SIB #0
Links ok
SIB #1
Links ok
SIB #2
Links ok
SIB #3
Links ok
SIB #4
Links ok
FPC #5
PFE #0
SIB #0
Links ok
SIB #1
```

```

        Links ok
    SIB #2
        Links ok
    SIB #3
        Links ok
    SIB #4
        Links ok
PFE #1
    SIB #0
        Links ok
    SIB #1
        Links ok
    SIB #2
        Links ok
    SIB #3
        Links ok
    SIB #4
        Links ok
FPC #6
    PFE #0
        SIB #0
            Links ok
        SIB #1
            Links ok
        SIB #2
            Links ok
        SIB #3
            Links ok
        SIB #4
            Links ok
    PFE #1
        SIB #0
            Links ok
        SIB #1
            Links ok
        SIB #2
            Links ok
        SIB #3
            Links ok
        SIB #4
            Links ok
FPC #7
    PFE #0
        SIB #0
            Links ok
        SIB #1
            Links ok
        SIB #2
            Links ok
        SIB #3
            Links ok
        SIB #4
            Links ok

```

**show chassis fabric
fpcs lcc (TX Matrix
Plus Router)**

```

user@host> show chassis fabric fpcs lcc 0
lcc0-re1:
-----
Fabric management FPC state:
FPC #3
    PFE #1
        SIB #2

```



```

        Plane enabled
SIB #3
    Link error
    Destination error on PFes      0   1   2   3   4   5   6   7
        8   9  10  11  12  13  14  15  16  17  18  19  20  21
SIB #4
    Destination error on PFes      0   1   2   3   4   5   6   7
        8   9  10  11  12  13  14  15  16  17  18  19  20  21
FPC #4
    PFE #0
        SIB #0 Links ok
        SIB #1 Links ok
        SIB #2 Links ok
        SIB #3 Links ok
        SIB #4 Links ok
    PFE #1
        SIB #0 Links ok
        SIB #1 Links ok
        SIB #2 Links ok
        SIB #3 Links ok
        SIB #4 Links ok
FPC #6
    PFE #0
        SIB #0 Links ok
        SIB #1 Links ok
        SIB #2 Links ok
        SIB #3 Links ok
        SIB #4 Links ok
    PFE #1
        SIB #0 Links ok
        SIB #1 Links ok
        SIB #2 Links ok
        SIB #3 Links ok
        SIB #4 Links ok
FPC #7
    PFE #0
        SIB #0 Links ok
        SIB #1 Links ok
        SIB #2 Links ok
        SIB #3 Links ok
        SIB #4 Links ok

```

show chassis fabric fpcs (EX8200 Switch)

```

user@host> show chassis fabric fpcs
Fabric management FPC state
FPC 6
    PFE #0
        Plane 0: Plane enabled
        Plane 1: Plane enabled
        Plane 2: Plane enabled
        Plane 3: Plane enabled
        Plane 4: Links ok
        Plane 5: Links ok
        Plane 6: Links ok
        Plane 7: Links ok
        Plane 8: Plane enabled
        Plane 9: Plane enabled
        Plane 10: Plane enabled
        Plane 11: Plane enabled
    PFE #1
        Plane 0: Plane enabled
        Plane 1: Plane enabled

```

```

Plane 2: Plane enabled
Plane 3: Plane enabled
Plane 4: Links ok
Plane 5: Links ok
Plane 6: Links ok
Plane 7: Links ok
Plane 8: Plane enabled
Plane 9: Plane enabled
Plane 10: Plane enabled
Plane 11: Plane enabled
FPC 7
PFE #0
Plane 0: Plane enabled
Plane 1: Plane enabled
Plane 2: Plane enabled
Plane 3: Plane enabled
Plane 4: Links ok
Plane 5: Links ok
Plane 6: Links ok
Plane 7: Links ok
Plane 8: Plane enabled
Plane 9: Plane enabled
Plane 10: Plane enabled
Plane 11: Plane enabled
PFE #1
Plane 0: Plane enabled
Plane 1: Plane enabled
Plane 2: Plane enabled
Plane 3: Plane enabled
Plane 4: Links ok
Plane 5: Links ok
Plane 6: Links ok
Plane 7: Links ok
Plane 8: Plane enabled
Plane 9: Plane enabled
Plane 10: Plane enabled
Plane 11: Plane enabled

```

show chassis fabric
fpcs (PTX Series
Packet Transport
Switches)

user@host> **show chassis fabric fpcs slot 0**

Fabric management FPC state:

FPC #0

PFE #0

SIB0_Fcore0 (plane 0)	Plane Enabled, Links OK
SIB0_Fcore1 (plane 1)	Plane Enabled, Links OK
SIB1_Fcore0 (plane 2)	Plane Disabled, Links Down
SIB1_Fcore1 (plane 3)	Plane Enabled, Links OK
SIB2_Fcore0 (plane 4)	Plane Enabled, Links OK
SIB2_Fcore1 (plane 5)	Plane Enabled, Links OK
SIB3_Fcore0 (plane 6)	Plane Enabled, Links OK
SIB3_Fcore1 (plane 7)	Plane Enabled, Links OK
SIB5_Fcore0 (plane 10)	Plane Enabled, Links OK
SIB5_Fcore1 (plane 11)	Plane Enabled, Links OK
SIB6_Fcore0 (plane 12)	Plane Enabled, Links OK
SIB6_Fcore1 (plane 13)	Plane Enabled, Links OK
SIB7_Fcore0 (plane 14)	Plane Enabled, Links OK
SIB7_Fcore1 (plane 15)	Plane Enabled, Links OK
SIB8_Fcore0 (plane 16)	Plane Enabled, Links OK
SIB8_Fcore1 (plane 17)	Plane Enabled, Links OK

show chassis fabric map

Syntax	show chassis fabric map plane <plane-number>
Syntax (MX Series Router)	show chassis fabric map <all-members> <local> <member member-id> <plane plane-number>
Release Information	Command introduced in Junos OS Release 8.0. Command introduced in Junos OS Release 9.4 for EX Series switches.
Description	(M120 and MX Series routers and EX8200 switches only) On the M120 router, display the state of the switching fabric map for connections from the Forwarding Engine Boards (FEBs) to the ports on the fabric planes, as interpreted by the fabric plane. On the MX Series router and the EX8200 switch, display the state of the switching fabric map for connections from each Packet Forwarding Engine on the Dense Port Concentrators (DPCs) to the ports on the fabric planes, as interpreted by the fabric plane. For information about the meaning of “fabric plane”, “DPCs”, and “SIBs” on the switches, see EX Series Switches Hardware and CLI Terminology Mapping.
Options	<p>none—Display the switching fabric map state for the M120 or MX Series router or EX8200 switch.</p> <p>all-members—(MX Series routers only) (Optional) Display the switching fabric map state for all the members of the Virtual Chassis configuration.</p> <p>local—(MX Series routers only) (Optional) Display the switching fabric map state for the local Virtual Chassis member.</p> <p>member member-id—(MX Series routers only) (Optional) Display the switching fabric map state for the specified member of the Virtual Chassis configuration. Replace the <i>member-id</i> with a value of 0 or 1.</p> <p>plane plane-number—(Optional) Display the state of the fabric link for the specified plane number.</p> <ul style="list-style-type: none"> For the M120 router, replace <i>plane-number</i> with a value from 0 through 3. For the MX480 and MX240 routers, replace <i>plane-number</i> with a value from 0 through 7. For the MX960 router, replace <i>plane-number</i> with a value from 0 through 5. For the EX8208 switch, replace <i>plane-number</i> with a value from 0 through 11. For the EX8216 switch, replace <i>plane-number</i> with a value from 0 through 7.
Required Privilege Level	view

List of Sample Output [show chassis fabric map \(M120 Router\) on page 406](#)
[show chassis fabric map \(MX Series Routers\) on page 406](#)
[show chassis fabric map plane 1 \(EX8200 Switch\) on page 410](#)

Output Fields [Table 69 on page 406](#) lists the output fields for the **show chassis fabric map** command. Output fields are listed in the approximate order in which they appear.

Table 69: show chassis fabric map Output Fields

Field Name	Field Description
in-links	Fabric map for receive side links.
out-links	Fabric map for transmit side links.
state	<p>State of the fabric link:</p> <ul style="list-style-type: none"> • RESET—Link between SIB and FPC/DPC is powered down on purpose. This is done in all non-dual PFE based boards. • UP—Link between SIB and FPC/DPC is up and running. • DOWN—Link between SIB and FPC/DPC is powered down. • FAULT—SIB is in alarmed state where the SIB's plane is not operational for the following reasons: <ul style="list-style-type: none"> • On-board F-chip is not operational. • Fiber optic connector faults. • FPC connector faults. • SIB midplane connector faults.

Sample Output

show chassis fabric map (M120 Router)

```

user@host> show chassis fabric map
FEB0->CB0F0_00 up CB0F0_08->FEB7 Down

FEB1->CB0F0_01 Down CB0F0_09->FEB6 Down

FEB6->CB0F0_02 Down CB0F0_10->FEB1 Down

FEB2->CB0F0_03 Down CB0F0_11->FEB0 up

FEB3->CB0F0_04 Down CB0F0_12->FEB3 Down

FEB4->CB0F0_05 up CB0F0_13->FEB2 Down

FEB7->CB0F0_06 Down CB0F0_14->FEB5 Down

FEB5->CB0F0_07 Down CB0F0_15->FEB4 up:

```

show chassis fabric map (MX Series Routers)

```

user@host> show chassis fabric map
DPC4PFE0->CB0F0_00_0 up CB0F0_00_0->DPC4PFE0 up
DPC4PFE1->CB0F0_00_1 up CB0F0_00_1->DPC4PFE1 up
DPC4PFE2->CB0F0_00_2 up CB0F0_00_2->DPC4PFE2 up
DPC4PFE3->CB0F0_00_3 up CB0F0_00_3->DPC4PFE3 up
DPC7PFE0->CB0F0_01_0 Down CB0F0_01_0->DPC7PFE0 Down
DPC7PFE1->CB0F0_01_1 Down CB0F0_01_1->DPC7PFE1 Down
DPC7PFE2->CB0F0_01_2 Down CB0F0_01_2->DPC7PFE2 Down

```

DPC7PFE3->CB0F0_01_3	Down	CB0F0_01_3->DPC7PFE3	Down
DPC3PFE0->CB0F0_03_0	Down	CB0F0_03_0->DPC3PFE0	Down
DPC3PFE1->CB0F0_03_1	Down	CB0F0_03_1->DPC3PFE1	Down
DPC3PFE2->CB0F0_03_2	Down	CB0F0_03_2->DPC3PFE2	Down
DPC3PFE3->CB0F0_03_3	Down	CB0F0_03_3->DPC3PFE3	Down
DPC8PFE0->CB0F0_05_0	Down	CB0F0_05_0->DPC8PFE0	Down
DPC8PFE1->CB0F0_05_1	Down	CB0F0_05_1->DPC8PFE1	Down
DPC8PFE2->CB0F0_05_2	Down	CB0F0_05_2->DPC8PFE2	Down
DPC8PFE3->CB0F0_05_3	Down	CB0F0_05_3->DPC8PFE3	Down
DPC1PFE0->CB0F0_06_0	Down	CB0F0_06_0->DPC1PFE0	Down
DPC1PFE1->CB0F0_06_1	Down	CB0F0_06_1->DPC1PFE1	Down
DPC1PFE2->CB0F0_06_2	Down	CB0F0_06_2->DPC1PFE2	Down
DPC1PFE3->CB0F0_06_3	Down	CB0F0_06_3->DPC1PFE3	Down
DPC10PFE0->CB0F0_07_0	Down	CB0F0_07_0->DPC10PFE0	Down
DPC10PFE1->CB0F0_07_1	Down	CB0F0_07_1->DPC10PFE1	Down
DPC10PFE2->CB0F0_07_2	Down	CB0F0_07_2->DPC10PFE2	Down
DPC10PFE3->CB0F0_07_3	Down	CB0F0_07_3->DPC10PFE3	Down
DPC11PFE0->CB0F0_08_0	Down	CB0F0_08_0->DPC11PFE0	Down
DPC11PFE1->CB0F0_08_1	Down	CB0F0_08_1->DPC11PFE1	Down
DPC11PFE2->CB0F0_08_2	Down	CB0F0_08_2->DPC11PFE2	Down
DPC11PFE3->CB0F0_08_3	Down	CB0F0_08_3->DPC11PFE3	Down
DPC0PFE0->CB0F0_09_0	Down	CB0F0_09_0->DPC0PFE0	Down
DPC0PFE1->CB0F0_09_1	Down	CB0F0_09_1->DPC0PFE1	Down
DPC0PFE2->CB0F0_09_2	Down	CB0F0_09_2->DPC0PFE2	Down
DPC0PFE3->CB0F0_09_3	Down	CB0F0_09_3->DPC0PFE3	Down
DPC9PFE0->CB0F0_11_0	Down	CB0F0_11_0->DPC9PFE0	Down
DPC9PFE1->CB0F0_11_1	Down	CB0F0_11_1->DPC9PFE1	Down
DPC9PFE2->CB0F0_11_2	Down	CB0F0_11_2->DPC9PFE2	Down
DPC9PFE3->CB0F0_11_3	Down	CB0F0_11_3->DPC9PFE3	Down
DPC2PFE0->CB0F0_13_0	up	CB0F0_13_0->DPC2PFE0	up
DPC2PFE1->CB0F0_13_1	up	CB0F0_13_1->DPC2PFE1	up
DPC2PFE2->CB0F0_13_2	up	CB0F0_13_2->DPC2PFE2	up
DPC2PFE3->CB0F0_13_3	up	CB0F0_13_3->DPC2PFE3	up
DPC6PFE0->CB0F0_14_0	Down	CB0F0_14_0->DPC6PFE0	Down
DPC6PFE1->CB0F0_14_1	Down	CB0F0_14_1->DPC6PFE1	Down
DPC6PFE2->CB0F0_14_2	Down	CB0F0_14_2->DPC6PFE2	Down
DPC6PFE3->CB0F0_14_3	Down	CB0F0_14_3->DPC6PFE3	Down
DPC5PFE0->CB0F0_15_0	Down	CB0F0_15_0->DPC5PFE0	Down
DPC5PFE1->CB0F0_15_1	Down	CB0F0_15_1->DPC5PFE1	Down
DPC5PFE2->CB0F0_15_2	Down	CB0F0_15_2->DPC5PFE2	Down
DPC5PFE3->CB0F0_15_3	Down	CB0F0_15_3->DPC5PFE3	Down
DPC4PFE0->CB0F1_00_0	up	CB0F1_00_0->DPC4PFE0	up
DPC4PFE1->CB0F1_00_1	up	CB0F1_00_1->DPC4PFE1	up
DPC4PFE2->CB0F1_00_2	up	CB0F1_00_2->DPC4PFE2	up
DPC4PFE3->CB0F1_00_3	up	CB0F1_00_3->DPC4PFE3	up
DPC7PFE0->CB0F1_01_0	Down	CB0F1_01_0->DPC7PFE0	Down
DPC7PFE1->CB0F1_01_1	Down	CB0F1_01_1->DPC7PFE1	Down
DPC7PFE2->CB0F1_01_2	Down	CB0F1_01_2->DPC7PFE2	Down
DPC7PFE3->CB0F1_01_3	Down	CB0F1_01_3->DPC7PFE3	Down
DPC3PFE0->CB0F1_03_0	Down	CB0F1_03_0->DPC3PFE0	Down
DPC3PFE1->CB0F1_03_1	Down	CB0F1_03_1->DPC3PFE1	Down
DPC3PFE2->CB0F1_03_2	Down	CB0F1_03_2->DPC3PFE2	Down
DPC3PFE3->CB0F1_03_3	Down	CB0F1_03_3->DPC3PFE3	Down
DPC8PFE0->CB0F1_05_0	Down	CB0F1_05_0->DPC8PFE0	Down
DPC8PFE1->CB0F1_05_1	Down	CB0F1_05_1->DPC8PFE1	Down
DPC8PFE2->CB0F1_05_2	Down	CB0F1_05_2->DPC8PFE2	Down
DPC8PFE3->CB0F1_05_3	Down	CB0F1_05_3->DPC8PFE3	Down
DPC1PFE0->CB0F1_06_0	Down	CB0F1_06_0->DPC1PFE0	Down
DPC1PFE1->CB0F1_06_1	Down	CB0F1_06_1->DPC1PFE1	Down
DPC1PFE2->CB0F1_06_2	Down	CB0F1_06_2->DPC1PFE2	Down
DPC1PFE3->CB0F1_06_3	Down	CB0F1_06_3->DPC1PFE3	Down

DPC10PFE0->CB0F1_07_0	Down	CB0F1_07_0->DPC10PFE0	Down
DPC10PFE1->CB0F1_07_1	Down	CB0F1_07_1->DPC10PFE1	Down
DPC10PFE2->CB0F1_07_2	Down	CB0F1_07_2->DPC10PFE2	Down
DPC10PFE3->CB0F1_07_3	Down	CB0F1_07_3->DPC10PFE3	Down
DPC11PFE0->CB0F1_08_0	Down	CB0F1_08_0->DPC11PFE0	Down
DPC11PFE1->CB0F1_08_1	Down	CB0F1_08_1->DPC11PFE1	Down
DPC11PFE2->CB0F1_08_2	Down	CB0F1_08_2->DPC11PFE2	Down
DPC11PFE3->CB0F1_08_3	Down	CB0F1_08_3->DPC11PFE3	Down
DPC0PFE0->CB0F1_09_0	Down	CB0F1_09_0->DPC0PFE0	Down
DPC0PFE1->CB0F1_09_1	Down	CB0F1_09_1->DPC0PFE1	Down
DPC0PFE2->CB0F1_09_2	Down	CB0F1_09_2->DPC0PFE2	Down
DPC0PFE3->CB0F1_09_3	Down	CB0F1_09_3->DPC0PFE3	Down
DPC9PFE0->CB0F1_11_0	Down	CB0F1_11_0->DPC9PFE0	Down
DPC9PFE1->CB0F1_11_1	Down	CB0F1_11_1->DPC9PFE1	Down
DPC9PFE2->CB0F1_11_2	Down	CB0F1_11_2->DPC9PFE2	Down
DPC9PFE3->CB0F1_11_3	Down	CB0F1_11_3->DPC9PFE3	Down
DPC2PFE0->CB0F1_13_0	up	CB0F1_13_0->DPC2PFE0	up
DPC2PFE1->CB0F1_13_1	up	CB0F1_13_1->DPC2PFE1	up
DPC2PFE2->CB0F1_13_2	up	CB0F1_13_2->DPC2PFE2	up
DPC2PFE3->CB0F1_13_3	up	CB0F1_13_3->DPC2PFE3	up
DPC6PFE0->CB0F1_14_0	Down	CB0F1_14_0->DPC6PFE0	Down
DPC6PFE1->CB0F1_14_1	Down	CB0F1_14_1->DPC6PFE1	Down
DPC6PFE2->CB0F1_14_2	Down	CB0F1_14_2->DPC6PFE2	Down
DPC6PFE3->CB0F1_14_3	Down	CB0F1_14_3->DPC6PFE3	Down
DPC5PFE0->CB0F1_15_0	Down	CB0F1_15_0->DPC5PFE0	Down
DPC5PFE1->CB0F1_15_1	Down	CB0F1_15_1->DPC5PFE1	Down
DPC5PFE2->CB0F1_15_2	Down	CB0F1_15_2->DPC5PFE2	Down
DPC5PFE3->CB0F1_15_3	Down	CB0F1_15_3->DPC5PFE3	Down
DPC4PFE0->CB1F0_00_0	up	CB1F0_00_0->DPC4PFE0	up
DPC4PFE1->CB1F0_00_1	up	CB1F0_00_1->DPC4PFE1	up
DPC4PFE2->CB1F0_00_2	up	CB1F0_00_2->DPC4PFE2	up
DPC4PFE3->CB1F0_00_3	up	CB1F0_00_3->DPC4PFE3	up
DPC7PFE0->CB1F0_01_0	Down	CB1F0_01_0->DPC7PFE0	Down
DPC7PFE1->CB1F0_01_1	Down	CB1F0_01_1->DPC7PFE1	Down
DPC7PFE2->CB1F0_01_2	Down	CB1F0_01_2->DPC7PFE2	Down
DPC7PFE3->CB1F0_01_3	Down	CB1F0_01_3->DPC7PFE3	Down
DPC3PFE0->CB1F0_03_0	Down	CB1F0_03_0->DPC3PFE0	Down
DPC3PFE1->CB1F0_03_1	Down	CB1F0_03_1->DPC3PFE1	Down
DPC3PFE2->CB1F0_03_2	Down	CB1F0_03_2->DPC3PFE2	Down
DPC3PFE3->CB1F0_03_3	Down	CB1F0_03_3->DPC3PFE3	Down
DPC8PFE0->CB1F0_05_0	Down	CB1F0_05_0->DPC8PFE0	Down
DPC8PFE1->CB1F0_05_1	Down	CB1F0_05_1->DPC8PFE1	Down
DPC8PFE2->CB1F0_05_2	Down	CB1F0_05_2->DPC8PFE2	Down
DPC8PFE3->CB1F0_05_3	Down	CB1F0_05_3->DPC8PFE3	Down
DPC1PFE0->CB1F0_06_0	Down	CB1F0_06_0->DPC1PFE0	Down
DPC1PFE1->CB1F0_06_1	Down	CB1F0_06_1->DPC1PFE1	Down
DPC1PFE2->CB1F0_06_2	Down	CB1F0_06_2->DPC1PFE2	Down
DPC1PFE3->CB1F0_06_3	Down	CB1F0_06_3->DPC1PFE3	Down
DPC10PFE0->CB1F0_07_0	Down	CB1F0_07_0->DPC10PFE0	Down
DPC10PFE1->CB1F0_07_1	Down	CB1F0_07_1->DPC10PFE1	Down
DPC10PFE2->CB1F0_07_2	Down	CB1F0_07_2->DPC10PFE2	Down
DPC10PFE3->CB1F0_07_3	Down	CB1F0_07_3->DPC10PFE3	Down
DPC11PFE0->CB1F0_08_0	Down	CB1F0_08_0->DPC11PFE0	Down
DPC11PFE1->CB1F0_08_1	Down	CB1F0_08_1->DPC11PFE1	Down
DPC11PFE2->CB1F0_08_2	Down	CB1F0_08_2->DPC11PFE2	Down
DPC11PFE3->CB1F0_08_3	Down	CB1F0_08_3->DPC11PFE3	Down
DPC0PFE0->CB1F0_09_0	Down	CB1F0_09_0->DPC0PFE0	Down
DPC0PFE1->CB1F0_09_1	Down	CB1F0_09_1->DPC0PFE1	Down
DPC0PFE2->CB1F0_09_2	Down	CB1F0_09_2->DPC0PFE2	Down
DPC0PFE3->CB1F0_09_3	Down	CB1F0_09_3->DPC0PFE3	Down
DPC9PFE0->CB1F0_11_0	Down	CB1F0_11_0->DPC9PFE0	Down

DPC9PFE1->CB1F0_11_1	Down	CB1F0_11_1->DPC9PFE1	Down
DPC9PFE2->CB1F0_11_2	Down	CB1F0_11_2->DPC9PFE2	Down
DPC9PFE3->CB1F0_11_3	Down	CB1F0_11_3->DPC9PFE3	Down
DPC2PFE0->CB1F0_13_0	up	CB1F0_13_0->DPC2PFE0	up
DPC2PFE1->CB1F0_13_1	up	CB1F0_13_1->DPC2PFE1	up
DPC2PFE2->CB1F0_13_2	up	CB1F0_13_2->DPC2PFE2	up
DPC2PFE3->CB1F0_13_3	up	CB1F0_13_3->DPC2PFE3	up
DPC6PFE0->CB1F0_14_0	Down	CB1F0_14_0->DPC6PFE0	Down
DPC6PFE1->CB1F0_14_1	Down	CB1F0_14_1->DPC6PFE1	Down
DPC6PFE2->CB1F0_14_2	Down	CB1F0_14_2->DPC6PFE2	Down
DPC6PFE3->CB1F0_14_3	Down	CB1F0_14_3->DPC6PFE3	Down
DPC5PFE0->CB1F0_15_0	Down	CB1F0_15_0->DPC5PFE0	Down
DPC5PFE1->CB1F0_15_1	Down	CB1F0_15_1->DPC5PFE1	Down
DPC5PFE2->CB1F0_15_2	Down	CB1F0_15_2->DPC5PFE2	Down
DPC5PFE3->CB1F0_15_3	Down	CB1F0_15_3->DPC5PFE3	Down
DPC4PFE0->CB1F1_00_0	up	CB1F1_00_0->DPC4PFE0	up
DPC4PFE1->CB1F1_00_1	up	CB1F1_00_1->DPC4PFE1	up
DPC4PFE2->CB1F1_00_2	up	CB1F1_00_2->DPC4PFE2	up
DPC4PFE3->CB1F1_00_3	up	CB1F1_00_3->DPC4PFE3	up
DPC7PFE0->CB1F1_01_0	Down	CB1F1_01_0->DPC7PFE0	Down
DPC7PFE1->CB1F1_01_1	Down	CB1F1_01_1->DPC7PFE1	Down
DPC7PFE2->CB1F1_01_2	Down	CB1F1_01_2->DPC7PFE2	Down
DPC7PFE3->CB1F1_01_3	Down	CB1F1_01_3->DPC7PFE3	Down
DPC3PFE0->CB1F1_03_0	Down	CB1F1_03_0->DPC3PFE0	Down
DPC3PFE1->CB1F1_03_1	Down	CB1F1_03_1->DPC3PFE1	Down
DPC3PFE2->CB1F1_03_2	Down	CB1F1_03_2->DPC3PFE2	Down
DPC3PFE3->CB1F1_03_3	Down	CB1F1_03_3->DPC3PFE3	Down
DPC8PFE0->CB1F1_05_0	Down	CB1F1_05_0->DPC8PFE0	Down
DPC8PFE1->CB1F1_05_1	Down	CB1F1_05_1->DPC8PFE1	Down
DPC8PFE2->CB1F1_05_2	Down	CB1F1_05_2->DPC8PFE2	Down
DPC8PFE3->CB1F1_05_3	Down	CB1F1_05_3->DPC8PFE3	Down
DPC1PFE0->CB1F1_06_0	Down	CB1F1_06_0->DPC1PFE0	Down
DPC1PFE1->CB1F1_06_1	Down	CB1F1_06_1->DPC1PFE1	Down
DPC1PFE2->CB1F1_06_2	Down	CB1F1_06_2->DPC1PFE2	Down
DPC1PFE3->CB1F1_06_3	Down	CB1F1_06_3->DPC1PFE3	Down
DPC10PFE0->CB1F1_07_0	Down	CB1F1_07_0->DPC10PFE0	Down
DPC10PFE1->CB1F1_07_1	Down	CB1F1_07_1->DPC10PFE1	Down
DPC10PFE2->CB1F1_07_2	Down	CB1F1_07_2->DPC10PFE2	Down
DPC10PFE3->CB1F1_07_3	Down	CB1F1_07_3->DPC10PFE3	Down
DPC11PFE0->CB1F1_08_0	Down	CB1F1_08_0->DPC11PFE0	Down
DPC11PFE1->CB1F1_08_1	Down	CB1F1_08_1->DPC11PFE1	Down
DPC11PFE2->CB1F1_08_2	Down	CB1F1_08_2->DPC11PFE2	Down
DPC11PFE3->CB1F1_08_3	Down	CB1F1_08_3->DPC11PFE3	Down
DPC0PFE0->CB1F1_09_0	Down	CB1F1_09_0->DPC0PFE0	Down
DPC0PFE1->CB1F1_09_1	Down	CB1F1_09_1->DPC0PFE1	Down
DPC0PFE2->CB1F1_09_2	Down	CB1F1_09_2->DPC0PFE2	Down
DPC0PFE3->CB1F1_09_3	Down	CB1F1_09_3->DPC0PFE3	Down
DPC9PFE0->CB1F1_11_0	Down	CB1F1_11_0->DPC9PFE0	Down
DPC9PFE1->CB1F1_11_1	Down	CB1F1_11_1->DPC9PFE1	Down
DPC9PFE2->CB1F1_11_2	Down	CB1F1_11_2->DPC9PFE2	Down
DPC9PFE3->CB1F1_11_3	Down	CB1F1_11_3->DPC9PFE3	Down
DPC2PFE0->CB1F1_13_0	up	CB1F1_13_0->DPC2PFE0	up
DPC2PFE1->CB1F1_13_1	up	CB1F1_13_1->DPC2PFE1	up
DPC2PFE2->CB1F1_13_2	up	CB1F1_13_2->DPC2PFE2	up
DPC2PFE3->CB1F1_13_3	up	CB1F1_13_3->DPC2PFE3	up
DPC6PFE0->CB1F1_14_0	Down	CB1F1_14_0->DPC6PFE0	Down
DPC6PFE1->CB1F1_14_1	Down	CB1F1_14_1->DPC6PFE1	Down
DPC6PFE2->CB1F1_14_2	Down	CB1F1_14_2->DPC6PFE2	Down
DPC6PFE3->CB1F1_14_3	Down	CB1F1_14_3->DPC6PFE3	Down
DPC5PFE0->CB1F1_15_0	Down	CB1F1_15_0->DPC5PFE0	Down
DPC5PFE1->CB1F1_15_1	Down	CB1F1_15_1->DPC5PFE1	Down

```

DPC5PFE2->CB1F1_15_2    Down    CB1F1_15_2->DPC5PFE2    Down
DPC5PFE3->CB1F1_15_3    Down    CB1F1_15_3->DPC5PFE3    Down
plane 4 is not up
plane 5 is not up

```

**show chassis fabric
map plane 1 (EX8200
Switch)**

```

user@host> show chassis fabric map plane 1
regress@tp-grande01> show chassis fabric map plane 1
DPC6PFE0->CB0F0_00_0    Down    CB0F0_00_0->DPC6PFE0    Down
DPC6PFE1->CB0F0_00_1    Down    CB0F0_00_1->DPC6PFE1    Down
DPC6PFE2->CB0F0_00_2    Down    CB0F0_00_2->DPC6PFE2    Down
DPC6PFE3->CB0F0_00_3    Down    CB0F0_00_3->DPC6PFE3    Down
DPC0PFE0->CB0F0_01_0    Down    CB0F0_01_0->DPC0PFE0    Down
DPC0PFE1->CB0F0_01_1    Down    CB0F0_01_1->DPC0PFE1    Down
DPC0PFE2->CB0F0_01_2    Down    CB0F0_01_2->DPC0PFE2    Down
DPC0PFE3->CB0F0_01_3    Down    CB0F0_01_3->DPC0PFE3    Down
DPC5PFE0->CB0F0_02_0    Down    CB0F0_02_0->DPC5PFE0    Down
DPC5PFE1->CB0F0_02_1    Down    CB0F0_02_1->DPC5PFE1    Down
DPC5PFE2->CB0F0_02_2    Down    CB0F0_02_2->DPC5PFE2    Down
DPC5PFE3->CB0F0_02_3    Down    CB0F0_02_3->DPC5PFE3    Down
DPC3PFE0->CB0F0_03_0    Down    CB0F0_03_0->DPC3PFE0    Down
DPC3PFE1->CB0F0_03_1    Down    CB0F0_03_1->DPC3PFE1    Down
DPC3PFE2->CB0F0_03_2    Down    CB0F0_03_2->DPC3PFE2    Down
DPC3PFE3->CB0F0_03_3    Down    CB0F0_03_3->DPC3PFE3    Down
DPC4PFE0->CB0F0_04_0    Down    CB0F0_04_0->DPC4PFE0    Down
DPC4PFE1->CB0F0_04_1    Down    CB0F0_04_1->DPC4PFE1    Down
DPC4PFE2->CB0F0_04_2    Down    CB0F0_04_2->DPC4PFE2    Down
DPC4PFE3->CB0F0_04_3    Down    CB0F0_04_3->DPC4PFE3    Down
DPC2PFE0->CB0F0_05_0    Down    CB0F0_05_0->DPC2PFE0    Down
DPC2PFE1->CB0F0_05_1    Down    CB0F0_05_1->DPC2PFE1    Down
DPC2PFE2->CB0F0_05_2    Down    CB0F0_05_2->DPC2PFE2    Down
DPC2PFE3->CB0F0_05_3    Down    CB0F0_05_3->DPC2PFE3    Down
DPC7PFE0->CB0F0_06_0    Down    CB0F0_06_0->DPC7PFE0    Down
DPC7PFE1->CB0F0_06_1    Down    CB0F0_06_1->DPC7PFE1    Down
DPC7PFE2->CB0F0_06_2    Down    CB0F0_06_2->DPC7PFE2    Down
DPC7PFE3->CB0F0_06_3    Down    CB0F0_06_3->DPC7PFE3    Down
DPC1PFE0->CB0F0_07_0    Down    CB0F0_07_0->DPC1PFE0    Down
DPC1PFE1->CB0F0_07_1    Down    CB0F0_07_1->DPC1PFE1    Down
DPC1PFE2->CB0F0_07_2    Down    CB0F0_07_2->DPC1PFE2    Down
DPC1PFE3->CB0F0_07_3    Down    CB0F0_07_3->DPC1PFE3    Down
DPC0PFE0->CB0F0_08_0    Down    CB0F0_08_0->DPC0PFE0    Down
DPC0PFE1->CB0F0_08_1    Down    CB0F0_08_1->DPC0PFE1    Down
DPC0PFE2->CB0F0_08_2    Down    CB0F0_08_2->DPC0PFE2    Down
DPC0PFE3->CB0F0_08_3    Down    CB0F0_08_3->DPC0PFE3    Down
DPC7PFE0->CB0F0_09_0    Down    CB0F0_09_0->DPC7PFE0    Down
DPC7PFE1->CB0F0_09_1    Down    CB0F0_09_1->DPC7PFE1    Down
DPC7PFE2->CB0F0_09_2    Down    CB0F0_09_2->DPC7PFE2    Down
DPC7PFE3->CB0F0_09_3    Down    CB0F0_09_3->DPC7PFE3    Down
DPC1PFE0->CB0F0_10_0    Down    CB0F0_10_0->DPC1PFE0    Down
DPC1PFE1->CB0F0_10_1    Down    CB0F0_10_1->DPC1PFE1    Down
DPC1PFE2->CB0F0_10_2    Down    CB0F0_10_2->DPC1PFE2    Down
DPC1PFE3->CB0F0_10_3    Down    CB0F0_10_3->DPC1PFE3    Down
DPC4PFE0->CB0F0_11_0    Down    CB0F0_11_0->DPC4PFE0    Down
DPC4PFE1->CB0F0_11_1    Down    CB0F0_11_1->DPC4PFE1    Down
DPC4PFE2->CB0F0_11_2    Down    CB0F0_11_2->DPC4PFE2    Down
DPC4PFE3->CB0F0_11_3    Down    CB0F0_11_3->DPC4PFE3    Down
DPC2PFE0->CB0F0_12_0    Down    CB0F0_12_0->DPC2PFE0    Down
DPC2PFE1->CB0F0_12_1    Down    CB0F0_12_1->DPC2PFE1    Down
DPC2PFE2->CB0F0_12_2    Down    CB0F0_12_2->DPC2PFE2    Down
DPC2PFE3->CB0F0_12_3    Down    CB0F0_12_3->DPC2PFE3    Down
DPC5PFE0->CB0F0_13_0    Down    CB0F0_13_0->DPC5PFE0    Down
DPC5PFE1->CB0F0_13_1    Down    CB0F0_13_1->DPC5PFE1    Down

```


DPC5PFE2->CB0F0_13_2	Down	CB0F0_13_2->DPC5PFE2	Down
DPC5PFE3->CB0F0_13_3	Down	CB0F0_13_3->DPC5PFE3	Down
DPC3PFE0->CB0F0_14_0	Down	CB0F0_14_0->DPC3PFE0	Down
DPC3PFE1->CB0F0_14_1	Down	CB0F0_14_1->DPC3PFE1	Down
DPC3PFE2->CB0F0_14_2	Down	CB0F0_14_2->DPC3PFE2	Down
DPC3PFE3->CB0F0_14_3	Down	CB0F0_14_3->DPC3PFE3	Down
DPC6PFE0->CB0F0_15_0	Down	CB0F0_15_0->DPC6PFE0	Down
DPC6PFE1->CB0F0_15_1	Down	CB0F0_15_1->DPC6PFE1	Down
DPC6PFE2->CB0F0_15_2	Down	CB0F0_15_2->DPC6PFE2	Down
DPC6PFE3->CB0F0_15_3	Down	CB0F0_15_3->DPC6PFE3	Down

show chassis fabric plane

Syntax	show chassis fabric plane
Syntax (TX Matrix Plus Router)	show chassis fabric plane <detail extensive terse> <lcc <i>number</i> sfc <i>number</i> >
Syntax (MX Series Router)	show chassis fabric plane <detail extensive terse> <all-members> <local> <member <i>member-id</i> >
Release Information	Command introduced in Junos OS Release 8.0. Command introduced in Junos OS Release 9.4 for EX Series switches. detail , extensive , lcc , sfc , and terse options introduced for the TX Matrix Plus router in Junos OS Release 9.6.
Description	(TX Matrix Plus, T1600, M120, and MX Series routers and EX8200 switches only) On the M120 router, display the state of all fabric plane connections to the Forwarding Engine Boards (FEBs). On MX Series routers, display the state of all fabric plane connections to the Dense Port Concentrators (DPCs) and Packet Forwarding Engines (PFEs) on the Flexible PIC Concentrators (FPCs). On the TX Matrix Plus router and T1600 routers in a routing matrix, display the state of the fabric management plane and the logical planes on the switch-fabric chassis (SFC) and line-card chassis (LCC). On EX8200 switches, display the state of all fabric planes. This command can be used on the master Routing Engine only.
Options	<p>detail—(TX Matrix Plus and T1600 routers in a routing matrix, and MX Series routers only) (Optional) Display detailed output for the fabric management plane. Show Switch Interface Board (SIB) states for the TXP-F13 SIB and TXP-F2S SIB.</p> <p>extensive—(TX Matrix Plus and T1600 routers in a routing matrix, and MX Series routers only) (Optional) Display extensive output for the fabric management plane, including the state of the optical links between the F13 SIB on the TX Matrix Plus router and the TXP-T1600 SIB (ST-SIB-L) on the T1600 router.</p> <p>terse—(TX Matrix Plus router and MX Series routers only) (Optional) Display terse output for the fabric management plane.</p> <p>all-members—(MX Series routers only) (Optional) Display the state of all fabric plane connections on all members of the Virtual Chassis configuration.</p> <p>lcc <i>number</i>—(TX Matrix Plus router only) (Optional) T1600 router (LCC) that is connected to a TX Matrix Plus router. Replace <i>number</i> with a value from 0 through 3.</p> <p>local—(MX Series routers only) (Optional) Display the state of all fabric plane connections on the local Virtual Chassis member.</p>

member *member-id*—(MX Series routers only) (Optional) Display the state of all fabric plane connections on the specified member of the Virtual Chassis configuration. Replace *member-id* with a value of 0 or 1.

sfc *number*—(TX Matrix Plus router only) (Optional) Show information about the TX Matrix Plus router (SFC). Replace *number* with 0.

Required Privilege Level view

Related Documentation

- [request chassis fabric plane on page 180](#)
- [show chassis fabric plane-location on page 435](#)

List of Sample Output

- [show chassis fabric plane \(M120 Router\) on page 419](#)
- [show chassis fabric plane \(MX240 Router\) on page 419](#)
- [show chassis fabric plane \(MX480 Router\) on page 421](#)
- [show chassis fabric plane \(MX960 Router\) on page 422](#)
- [show chassis fabric plane \(TX Matrix Plus Router\) on page 423](#)
- [show chassis fabric plane detail \(TX Matrix Plus Router\) on page 423](#)
- [show chassis fabric plane extensive \(TX Matrix Plus Router\) on page 424](#)
- [show chassis fabric plane terse \(TX Matrix Plus Router\) on page 426](#)
- [show chassis fabric plane lcc \(TX Matrix Plus Router\) on page 426](#)
- [show chassis fabric plane sfc \(TX Matrix Plus Router\) on page 427](#)
- [show chassis fabric plane \(T1600 Router\) on page 427](#)
- [show chassis fabric plane extensive \(T1600 Router\) on page 427](#)
- [show chassis fabric plane detail \(T1600 Router\) on page 430](#)
- [show chassis fabric plane extensive \(TX Matrix Plus Router\) on page 430](#)
- [show chassis fabric plane \(EX8200 Switch\) on page 433](#)

Output Fields [Table 70 on page 413](#) lists the output fields for the **show chassis fabric plane** command. Output fields are listed in the approximate order in which they appear.

Table 70: show chassis fabric plane Output Fields

Field Name	Field Description	Level of output
Plane	(TX Matrix Plus, MX Series, and M120 routers and EX8200 switches only) Number of the plane.	none

Table 70: show chassis fabric plane Output Fields (*continued*)

Field Name	Field Description	Level of output
Plane state	<p>(MX Series and M120 routers and EX8200 switches only) State of each plane:</p> <ul style="list-style-type: none"> • ACTIVE—SIB is operational and running. <p>NOTE: On the Enhanced MX SCB with Trio MPC, a maximum of 4 planes are operational and running. On all the other SCBs with Trio MPC, all the planes are operational and running.</p> <ul style="list-style-type: none"> • FAULTY— SIB is in alarmed state where the SIB's plane is not operational for the following reasons: <ul style="list-style-type: none"> • On-board fabric ASIC is not operational. • Fiber optic connector faults. • FPC connector faults. • SIB midplane connector faults. 	none
FEB	<p>(M120 routers only) FEB number and state of links to each FEB:</p> <ul style="list-style-type: none"> • Link error—Link between SIB and FPC is not operational. • Links ok—Link between SIB and FPC is active. • Unused—No FPC is present. 	none
FPC	<p>(MX Series routers only) Slot number of each Dense Port Concentrator (DPC) or Flexible PIC Concentrator (FPC). An FPC occupies two DPC slots on an MX Series router. The interface corresponds to the lowest numbered DPC slot for which the FPC is installed.</p>	none
PFE	<p>(MX Series and M120 routers only) Slot number of each Packet Forwarding Engine and the state of the links to the DCP: Links ok, Link error, or Unused. Each DPC includes four Packet Forwarding Engines.</p> <p>Links ok: Link between SIB and FPC is active. Link error: Link between SIB and FPC is not operational. Unused: No FPC is present.</p>	none

Table 70: show chassis fabric plane Output Fields (*continued*)

Field Name	Field Description	Level of output
State	<p>(TX Matrix Plus and T1600 routers in a routing matrix only)—State of the fabric plane:</p> <ul style="list-style-type: none"> • Online: Fabric plane is operational and running and links on the SIB are operational. • Offline: Fabric plane state is Offline because the plane does not have four or more F2S and one F13 online. • Empty: Fabric plane state is Empty if all SIBs in the plane are absent. • Spare: Fabric plane is redundant and can be operational if the operational fabric plane encounters an error. • Check: Fabric plane is in alarmed state due to the following reason and the cause of the error must be resolved: <ul style="list-style-type: none"> • One or more SIBs (belonging to the fabric plane) in the Online or Spare states has transitioned to the Check state. Check state of the SIB can be caused by link errors or destination errors. • Fault: Fabric plane is in alarmed state if one or more SIBs belonging to the plane are in the Fault state. A SIB can be in the Fault state because of the following reasons: <ul style="list-style-type: none"> • On-board fabric ASIC is not operational. • Fiber optic connector faults. • FPC connector faults. • SIB midplane connector faults. • Link errors have exceeded the threshold. 	none
Uptime	<p>(TX Matrix Plus and T1600 routers in a routing matrix only)—Time the fabric plane has been up and running.</p>	none

Fabric Management Plane State Output Fields for the show chassis fabric plane extensive Command on a TX Matrix Plus Router

Table 70: show chassis fabric plane Output Fields (*continued*)

Field Name	Field Description	Level of output
PLANE <i>number</i>	<p>State of the fabric plane:</p> <ul style="list-style-type: none"> • Online: Fabric plane is operational and running and links on the SIB are operational. • Offline: Fabric plane state is Offline because the plane does not have 4 or more F2S and 1 F13 online. • Empty: Fabric plane state is Empty if all SIBs in the plane are absent. • Spare: Fabric plane is redundant and can be operational if the operational fabric plane encounters an error. • Check: Fabric plane is in alarmed state due to the following reasons and the cause of the error must be resolved: <ul style="list-style-type: none"> • One or more SIBs (belonging to the fabric plane) in the Online or Spare states has transitioned to the Check state. Check state of the SIB can be caused because of link errors or destination errors. • Fault: Fabric plane is in alarmed state if one or more SIBs belonging to the plane are in the Fault state. A SIB can be in the Fault state because of the following reasons: <ul style="list-style-type: none"> • On-board fabric ASIC is not operational. • Fiber optic connector faults. • FPC connector faults. • SIB midplane connector faults. • Link errors have exceeded the threshold. 	extensive
SIB F13/F2S <i>slot-number</i>	<p>State of the TXP-F13 SIB or TXP-F2S SIB:</p> <ul style="list-style-type: none"> • Activating—Transitional state when the SIB is transitioning to the Online or Spare state. • Deactivating—Transitional state when the SIB is going offline. • Online—SIB is operational and running. • Offline—SIB is powered down. • Spare—SIB is redundant and will move to active state if one of the working SIBs fails to pass traffic. • Empty—No SIB is present. • Fault—SIB is in alarmed state because of the following reasons and the cause of the error must be resolved: <ul style="list-style-type: none"> • On-board fabric ASIC is not operational. • Fiber optic connector faults. • FPC connector faults. • SIB midplane connector faults. • Link errors have exceeded the threshold • Check—SIB is in alarmed state where the SIB is partially operational because of link or destination errors. Only a SIB that is Online or Spare can transition to the Check state. <p>NOTE: If a SIB is not inserted properly, the SIB cannot transition to the Online or Spare state, and therefore cannot transition to the Check state.</p>	extensive

Table 70: show chassis fabric plane Output Fields (*continued*)

Field Name	Field Description	Level of output
SIB F13 slot-number Odd/Even	State of the TXP-F13 SIB even and odd port connection optical links from the TX Matrix Plus router (SFC) to the T1600 router (LCC) in the routing matrix. The left four ports on the SFC are labeled Even and provide connections to one even-numbered LCC—LCC0 or LCC2. The right four ports on the SFC are labeled Odd and provide connections to one odd-numbered LCC—LCC1 or LCC3.	extensive
LCC number, SIB slot-number	State of the SIB on the LCC that is connected to the Even or Odd port on the TXP-F13 SIB faceplate: <ul style="list-style-type: none"> • Links ok—Links between the TXP-F13 SIB on the SFC and the LCC is active. • Link error—Link between the TXP-F13 SIB on the SFC and the LCC is not operational. • Unused—No SIB is present. 	extensive
SG number Port number	State of the SG chip ports on the LCC: <ul style="list-style-type: none"> • Links ok—Link is active. • Link error—Link is not operational. • Unused—Port is not in use. 	extensive
SIB F2S slot-number	State of the intra-chassis links between the TXP-F2S and TXP-F13 SIB.	extensive

Fabric Management SIB State Output Fields for the show chassis fabric plane extensive Command on a TX Matrix Plus Router

Table 70: show chassis fabric plane Output Fields (*continued*)

Field Name	Field Description	Level of output
SIB slot-number	<p>State of the SIBs on the T1600 router (LCC) in the routing matrix:</p> <ul style="list-style-type: none"> • Activating—Transitional state when the SIB is coming online. • Deactivating—Transitional state when the SIB is going offline. • Connected—SIBs on an LCC are connected and trained, but are either not online or are spare, because the plane on the TX Matrix Plus router (SFC) is still offline. The LCC SIB transitions to the Connected state when the F13 SIB to which it connects is online but the SFC plane (to which the LCC SIB connects) is offline for some reason; for instance, when there are insufficient number of F2 SIBs in the plane. • Disconnected—If an F13 SIB on the TX Matrix Plus router (SFC) goes offline, then the SIBs on the LCCs connected to the F13 SIB get disconnected. The Disconnected state is valid only for SIBs on an LCC. An LCC SIB transitions to the Disconnected state when the F13 SIB to which it connects goes Offline, irrespective of the state of the SFC plane. SFC Error—If an F13 SIB on the TX Matrix Plus router (SFC) transitions to the Fault state (because of link errors, for instance), and if an LCC SIB connected to the F13 SIB comes online, the LCC SIB transitions to the SFC Error state. This state indicates that the F13 SIB to which the LCC SIB is connected has errors <p>NOTE: The Connected, Disconnected, and SFC Error states are only applicable to the SIBs on an LCC.</p> <ul style="list-style-type: none"> • Online—SIB is operational and running. • Offline—SIB is powered down. • Spare—SIB is redundant and will move to active state if one of the working SIBs fails to pass traffic. • Empty—No SIB is present. • Fault—SIB is in alarmed state where the SIB's plane is not operational for the following reasons: <ul style="list-style-type: none"> • On-board fabric ASIC is not operational. • Fiber optic connector faults. • FPC connector faults. • SIB midplane connector faults. • Link errors have exceeded the threshold • Check—SIB is in alarmed state where the SIB is partially operational because of link or destination errors. Only a SIB that is Online or Spare can transition to the Check state. <p>NOTE: If a SIB is not inserted properly, the SIB cannot transition to the Online or Spare state, and therefore cannot transition to the Check state.</p>	extensive

Table 70: show chassis fabric plane Output Fields (*continued*)

Field Name	Field Description	Level of output
LCC SIB Link State	State of the LCC SIB link: <ul style="list-style-type: none"> • Links ok—Link is active. • Link error—Link is not operational. • Unused—SIB is not in use. 	extensive
SG number Port number	State of the SG chip ports on the LCC: <ul style="list-style-type: none"> • Links ok—Link is active. • Link error—Link is not operational. • Unused—Port is not in use. 	extensive

Sample Output

show chassis fabric plane (M120 Router)

```

user@host> show chassis fabric plane
Fabric management PLANE state
Plane 0
Plane state: ACTIVE
FEB 0: Links ok
FEB 1: Links ok
FEB 2: Links ok
FEB 3: Links ok
FEB 4: Links ok
FEB 5: Links ok
Plane 1
Plane state: ACTIVE
FEB 0: Links ok
FEB 1: Links ok
FEB 2: Links ok
FEB 3: Links ok
FEB 4: Links ok
FEB 5: Links ok
Plane 2
Plane state: ACTIVE
FEB 0: Links ok
FEB 1: Links ok
FEB 2: Links ok
FEB 3: Links ok
FEB 4: Links ok
FEB 5: Links ok
Plane 3
Plane state: ACTIVE
FEB 0: Links ok
FEB 1: Links ok
FEB 2: Links ok
FEB 3: Links ok
FEB 4: Links ok
FEB 5: Links ok

```

show chassis fabric plane (MX240 Router)

```

user@host> show chassis fabric plane
Plane 0
  Plane state: ACTIVE
    FPC 1
      PFE 0 :Links ok

```

```
        PFE 1 :Links ok
        PFE 2 :Links ok
        PFE 3 :Links ok
    FPC 2
        PFE 0 :Links ok
        PFE 1 :Links ok
        PFE 2 :Links ok
        PFE 3 :Links ok
Plane 1
  Plane state: ACTIVE
  FPC 1
    PFE 0 :Links ok
    PFE 1 :Links ok
    PFE 2 :Links ok
    PFE 3 :Links ok
  FPC 2
    PFE 0 :Links ok
    PFE 1 :Links ok
    PFE 2 :Links ok
    PFE 3 :Links ok
Plane 2
  Plane state: ACTIVE
  FPC 1
    PFE 0 :Links ok
    PFE 1 :Links ok
    PFE 2 :Links ok
    PFE 3 :Links ok
  FPC 2
    PFE 0 :Links ok
    PFE 1 :Links ok
    PFE 2 :Links ok
    PFE 3 :Links ok
Plane 3
  Plane state: ACTIVE
  FPC 1
    PFE 0 :Links ok
    PFE 1 :Links ok
    PFE 2 :Links ok
    PFE 3 :Links ok
  FPC 2
    PFE 0 :Links ok
    PFE 1 :Links ok
    PFE 2 :Links ok
    PFE 3 :Links ok
Plane 4
  Plane state: SPARE
  FPC 1
    PFE 0 :Links ok
    PFE 1 :Links ok
    PFE 2 :Links ok
    PFE 3 :Links ok
  FPC 2
    PFE 0 :Links ok
    PFE 1 :Links ok
    PFE 2 :Links ok
    PFE 3 :Links ok
Plane 5
  Plane state: SPARE
  FPC 1
    PFE 0 :Links ok
    PFE 1 :Links ok
```

```

        PFE 2 :Links ok
        PFE 3 :Links ok
    FPC 2
        PFE 0 :Links ok
        PFE 1 :Links ok
        PFE 2 :Links ok
        PFE 3 :Links ok
Plane 6
Plane state: SPARE
    FPC 1
        PFE 0 :Links ok
        PFE 1 :Links ok
        PFE 2 :Links ok
        PFE 3 :Links ok
    FPC 2
        PFE 0 :Links ok
        PFE 1 :Links ok
        PFE 2 :Links ok
        PFE 3 :Links ok
Plane 7
Plane state: SPARE
    FPC 1
        PFE 0 :Links ok
        PFE 1 :Links ok
        PFE 2 :Links ok
        PFE 3 :Links ok
    FPC 2
        PFE 0 :Links ok
        PFE 1 :Links ok
        PFE 2 :Links ok
        PFE 3 :Links ok

```

show chassis fabric plane (MX480 Router)

```

user@host> show chassis fabric plane
Fabric management PLANE state
Plane 0
    Plane state: ACTIVE
    FPC 1
        PFE 0 :Links ok
        PFE 1 :Links ok
        PFE 2 :Links ok
        PFE 3 :Links ok
Plane 1
    Plane state: ACTIVE
    FPC 1
        PFE 0 :Links ok
        PFE 1 :Links ok
        PFE 2 :Links ok
        PFE 3 :Links ok
Plane 2
    Plane state: ACTIVE
    FPC 1
        PFE 0 :Links ok
        PFE 1 :Links ok
        PFE 2 :Links ok
        PFE 3 :Links ok
Plane 3
    Plane state: ACTIVE
    FPC 1
        PFE 0 :Links ok
        PFE 1 :Links ok
        PFE 2 :Links ok

```

```
        PFE 3 :Links ok
Plane 4
  Plane state: SPARE
    FPC 1
      PFE 0 :Links ok
      PFE 1 :Links ok
      PFE 2 :Links ok
      PFE 3 :Links ok
Plane 5
  Plane state: SPARE
    FPC 1
      PFE 0 :Links ok
      PFE 1 :Links ok
      PFE 2 :Links ok
      PFE 3 :Links ok
Plane 6
  Plane state: SPARE
    FPC 1
      PFE 0 :Links ok
      PFE 1 :Links ok
      PFE 2 :Links ok
      PFE 3 :Links ok
Plane 7
  Plane state: SPARE
    FPC 1
      PFE 0 :Links ok
      PFE 1 :Links ok
      PFE 2 :Links ok
      PFE 3 :Links ok
```

**show chassis fabric
plane (MX960 Router)**

```
user@host> show chassis fabric plane
```

```
Plane 0
  Plane state: ACTIVE
    FPC 0
      PFE 0 :Links ok
    FPC 2
      PFE 0 :Links ok
      PFE 1 :Links ok
Plane 1
  Plane state: ACTIVE
    FPC 0
      PFE 0 :Links ok
    FPC 2
      PFE 0 :Links ok
      PFE 1 :Links ok
Plane 2
  Plane state: ACTIVE
    FPC 0
      PFE 0 :Links ok
    FPC 2
      PFE 0 :Links ok
      PFE 1 :Links ok
Plane 3
  Plane state: ACTIVE
    FPC 0
      PFE 0 :Links ok
    FPC 2
      PFE 0 :Links ok
      PFE 1 :Links ok
```

**show chassis fabric
plane (TX Matrix Plus
Router)**

user@host> show chassis fabric plane
sfc0-re0:

Plane	State	Uptime
0	Spare	
1	Online	1 hour, 11 minutes, 26 seconds
2	Online	1 hour, 11 minutes, 25 seconds
3	Online	1 hour, 11 minutes, 20 seconds
4	Online	1 hour, 11 minutes, 12 seconds

1cc0-re0:

SIB	State	Uptime
0	Spare	
1	Online	5 hours, 11 minutes, 39 seconds
2	Online	5 hours, 11 minutes, 39 seconds
3	Online	5 hours, 11 minutes, 39 seconds
4	Online	5 hours, 11 minutes, 39 seconds

1cc1-re0:

SIB	State	Uptime
0	Spare	
1	Online	5 hours, 11 minutes, 40 seconds
2	Online	5 hours, 11 minutes, 40 seconds
3	Online	5 hours, 11 minutes, 40 seconds
4	Online	5 hours, 11 minutes, 40 seconds

**show chassis fabric
plane detail (TX Matrix
Plus Router)**

user@host> show chassis fabric plane detail
sfc0-re0:

Fabric Management PLANE State:

```

PLANE 0:  Spare
  SIB F13 0 :  Spare
  SIB F13 1 :  Empty
  SIB F2S 0/0 :  Spare
  SIB F2S 0/2 :  Spare
  SIB F2S 0/4 :  Spare
  SIB F2S 0/6 :  Spare
PLANE 1:  Online
  SIB F13 3 :  Online
  SIB F13 4 :  Empty
  SIB F2S 1/0 :  Online
  SIB F2S 1/2 :  Online
  SIB F2S 1/4 :  Online
  SIB F2S 1/6 :  Online
PLANE 2:  Online
  SIB F13 6 :  Online
  SIB F13 7 :  Empty
  SIB F2S 2/0 :  Online
  SIB F2S 2/2 :  Online
  SIB F2S 2/4 :  Online
  SIB F2S 2/6 :  Online
PLANE 3:  Online
  SIB F13 8 :  Online
  SIB F13 9 :  Online
  SIB F2S 3/0 :  Online
  SIB F2S 3/2 :  Online
  SIB F2S 3/4 :  Online
  SIB F2S 3/6 :  Online
PLANE 4:  Online

```

```

SIB F13 11 : Online
SIB F13 12 : Online
SIB F2S 4/0 : Online
SIB F2S 4/2 : Online
SIB F2S 4/4 : Online
SIB F2S 4/6 : Online

```

```
lcc0-re0:
```

```
-----
Fabric Management SIB State:
```

```

SIB 0 : Spare
SIB 1 : Online
SIB 2 : Online
SIB 3 : Online
SIB 4 : Online

```

```
lcc1-re0:
```

```
-----
Fabric Management SIB State:
```

```

SIB 0 : Spare
SIB 1 : Online
SIB 2 : Online
SIB 3 : Online
SIB 4 : Online

```

**show chassis fabric
plane extensive (TX
Matrix Plus Router)**

```
user@host> show chassis fabric plane extensive
```

```
sfc0-re0:
```

```
-----
Fabric Management PLANE State:
```

```
PLANE 0: Spare
```

```

SIB F13 0 : Spare
SIB F13 1 : Empty
SIB F2S 0/0 : Spare
SIB F2S 0/2 : Spare
SIB F2S 0/4 : Spare
SIB F2S 0/6 : Spare

```

```
SIB F13 0 Even:
```

```
  LCC 0, SIB 0 : Links ok
```

```
  SG 0
```

```

    Port 0 : Links ok
    Port 1 : Links ok
    Port 2 : Links ok
    Port 3 : Links ok

```

```
  SG 1
```

```

    Port 0 : Links ok
    Port 1 : Links ok
    Port 2 : Links ok
    Port 3 : Links ok

```

```
  SG 2
```

```

    Port 0 : Links ok
    Port 1 : Links ok
    Port 2 : Links ok
    Port 3 : Links ok

```

```
  SG 3
```

```

    Port 0 : Links ok
    Port 1 : Links ok
    Port 2 : Links ok
    Port 3 : Links ok

```

```
SIB F13 0 Odd:
```

```
  LCC 1, SIB 0 : Links ok
```

```
  SG 0
```

```

Port 0 : Links ok
Port 1 : Links ok
Port 2 : Links ok
Port 3 : Links ok
SG 1
Port 0 : Links ok
Port 1 : Links ok
Port 2 : Links ok
Port 3 : Links ok
SG 2
Port 0 : Links ok
Port 1 : Links ok
Port 2 : Links ok
Port 3 : Links ok
SG 3
Port 0 : Links ok
Port 1 : Links ok
Port 2 : Links ok
Port 3 : Links ok
SIB F2S 0/0: Links ok
SIB F2S 0/2: Links ok
SIB F2S 0/4: Links ok
SIB F2S 0/6: Links ok
SIB F13 1 Even:
LCC 2, SIB 0 : Unused
SG 0
Port 0 : Unused
Port 1 : Unused
Port 2 : Unused
Port 3 : Unused
SG 1
Port 0 : Unused
Port 1 : Unused
Port 2 : Unused
Port 3 : Unused
SG 2
Port 0 : Unused
Port 1 : Unused
Port 2 : Unused
Port 3 : Unused
SG 3
Port 0 : Unused
Port 1 : Unused
Port 2 : Unused
Port 3 : Unused
SIB F13 1 Odd:
LCC 3, SIB 0 : Unused
SG 0
Port 0 : Unused
Port 1 : Unused
Port 2 : Unused
Port 3 : Unused
SG 1
Port 0 : Unused
Port 1 : Unused
Port 2 : Unused
Port 3 : Unused
SG 2
Port 0 : Unused
Port 1 : Unused
Port 2 : Unused

```

```

Port 3 : Unused
SG 3
Port 0 : Unused
Port 1 : Unused
Port 2 : Unused
Port 3 : Unused
SIB F2S 0/0: Unused
SIB F2S 0/2: Unused
SIB F2S 0/4: Unused
SIB F2S 0/6: Unused
PLANE 1: Online
SIB F13 3 : Online
SIB F13 4 : Empty
SIB F2S 1/0 : Online
SIB F2S 1/2 : Online
SIB F2S 1/4 : Online
SIB F2S 1/6 : Online
SIB F13 3 Even:
...

```

**show chassis fabric
plane terse (TX Matrix
Plus Router)**

```

user@host> show chassis fabric plane terse
sfc0-re0:

```

Plane	State	Uptime
0	Spare	
1	Online	1 hour, 16 minutes, 14 seconds
2	Online	1 hour, 16 minutes, 13 seconds
3	Online	1 hour, 16 minutes, 8 seconds
4	Online	1 hour, 16 minutes

```
lcc0-re0:
```

SIB	State	Uptime
0	Spare	
1	Online	5 hours, 16 minutes, 27 seconds
2	Online	5 hours, 16 minutes, 27 seconds
3	Online	5 hours, 16 minutes, 27 seconds
4	Online	5 hours, 16 minutes, 27 seconds

```
lcc1-re0:
```

SIB	State	Uptime
0	Spare	
1	Online	5 hours, 16 minutes, 28 seconds
2	Online	5 hours, 16 minutes, 28 seconds
3	Online	5 hours, 16 minutes, 28 seconds
4	Online	5 hours, 16 minutes, 28 seconds

**show chassis fabric
plane lcc (TX Matrix
Plus Router)**

```

user@host> show chassis fabric plane lcc 7
lcc1-re0:

```

SIB	State	Uptime
0	Spare	
1	Online	5 hours, 17 minutes, 52 seconds
2	Online	5 hours, 17 minutes, 52 seconds
3	Online	5 hours, 17 minutes, 52 seconds
4	Online	5 hours, 17 minutes, 52 seconds

**show chassis fabric
plane sfc (TX Matrix
Plus Router)**

```
user@host> show chassis fabric plane sfc 0
sfc0-re0:
```

Plane	State	Uptime
0	Spare	
1	Online	1 hour, 4 minutes, 43 seconds
2	Online	1 hour, 4 minutes, 38 seconds
3	Online	1 hour, 4 minutes, 35 seconds
4	Online	1 hour, 4 minutes, 33 seconds

```
1cc0-re0:
```

SIB	State	Uptime
0	Spare	
1	Online	1 hour, 7 minutes, 24 seconds
2	Online	1 hour, 7 minutes, 24 seconds
3	Online	1 hour, 7 minutes, 24 seconds
4	Online	1 hour, 7 minutes, 24 seconds

```
1cc1-re0:
```

SIB	State	Uptime
0	Offline	
1	Online	1 hour, 7 minutes, 22 seconds
2	Online	1 hour, 7 minutes, 22 seconds
3	Online	1 hour, 7 minutes, 22 seconds
4	Online	1 hour, 7 minutes, 22 seconds

**show chassis fabric
plane (T1600 Router)**

```
user@host> show chassis fabric plane
```

Plane	State	Uptime
0	Online	15 hours, 42 minutes, 9 seconds
1	Online	15 hours, 42 minutes, 9 seconds
2	Fault	
3	Online	15 hours, 42 minutes, 9 seconds
4	Online	15 hours, 42 minutes, 9 seconds

**show chassis fabric
plane extensive
(T1600 Router)**

```
user@host> show chassis fabric plane extensive
```

```
Fabric Management PLANE State:
```

```
PLANE 0: Online
```

```
ST-SIB-L 0: Links ok
```

```
SG 0
```

```
Port 0 : Links ok
Port 1 : Links ok
Port 2 : Links ok
Port 3 : Links ok
```

```
SG 1
```

```
Port 0 : Links ok
Port 1 : Links ok
Port 2 : Links ok
Port 3 : Links ok
```

```
SG 2
```

```
Port 0 : Links ok
Port 1 : Links ok
Port 2 : Links ok
Port 3 : Links ok
```

```
SG 3
```

```
Port 0 : Links ok
Port 1 : Links ok
Port 2 : Links ok
Port 3 : Links ok
```

```
ST-SIB-L 0
  FPC 4
    PFE 0: Links ok
    PFE 1: Links ok
  FPC 6
    PFE 0: Links ok
    PFE 1: Links ok
  FPC 7
    PFE 0: Links ok
PLANE 1:   Online
ST-SIB-L 1: Links ok
  SG 0
    Port 0    : Links ok
    Port 1    : Links ok
    Port 2    : Links ok
    Port 3    : Links ok
  SG 1
    Port 0    : Links ok
    Port 1    : Links ok
    Port 2    : Links ok
    Port 3    : Links ok
  SG 2
    Port 0    : Links ok
    Port 1    : Links ok
    Port 2    : Links ok
    Port 3    : Links ok
  SG 3
    Port 0    : Links ok
    Port 1    : Links ok
    Port 2    : Links ok
    Port 3    : Links ok
ST-SIB-L 1
  FPC 4
    PFE 0: Links ok
    PFE 1: Links ok
  FPC 6
    PFE 0: Links ok
    PFE 1: Links ok
  FPC 7
    PFE 0: Links ok
PLANE 2:   Online
ST-SIB-L 2: Links ok
  SG 0
    Port 0    : Links ok
    Port 1    : Links ok
    Port 2    : Links ok
    Port 3    : Links ok
  SG 1
    Port 0    : Links ok
    Port 1    : Links ok
    Port 2    : Links ok
    Port 3    : Links ok
  SG 2
    Port 0    : Links ok
    Port 1    : Links ok
    Port 2    : Links ok
    Port 3    : Links ok
  SG 3
    Port 0    : Links ok
    Port 1    : Links ok
    Port 2    : Links ok
```

```

        Port 3      : Links ok
ST-SIB-L 2
  FPC 4
    PFE 0: Links ok
    PFE 1: Links ok
  FPC 6
    PFE 0: Links ok
    PFE 1: Links ok
  FPC 7
    PFE 0: Links ok
PLANE 3:   Spare
ST-SIB-L 3: Links ok
  SG 0
    Port 0      : Links ok
    Port 1      : Links ok
    Port 2      : Links ok
    Port 3      : Links ok
  SG 1
    Port 0      : Links ok
    Port 1      : Links ok
    Port 2      : Links ok
    Port 3      : Links ok
  SG 2
    Port 0      : Links ok
    Port 1      : Links ok
    Port 2      : Links ok
    Port 3      : Links ok
  SG 3
    Port 0      : Links ok
    Port 1      : Links ok
    Port 2      : Links ok
    Port 3      : Links ok
ST-SIB-L 3
  FPC 4
    PFE 0: Links ok
    PFE 1: Links ok
  FPC 6
    PFE 0: Links ok
    PFE 1: Links ok
  FPC 7
    PFE 0: Links ok
PLANE 4:   Online
ST-SIB-L 4: Links ok
  SG 0
    Port 0      : Links ok
    Port 1      : Links ok
    Port 2      : Links ok
    Port 3      : Links ok
  SG 1
    Port 0      : Links ok
    Port 1      : Links ok
    Port 2      : Links ok
    Port 3      : Links ok
  SG 2
    Port 0      : Links ok
    Port 1      : Links ok
    Port 2      : Links ok
    Port 3      : Links ok
  SG 3
    Port 0      : Links ok
    Port 1      : Links ok

```

```

        Port 2    : Links ok
        Port 3    : Links ok
ST-SIB-L 4
  FPC 4
    PFE 0: Links ok
    PFE 1: Links ok
  FPC 6
    PFE 0: Links ok
    PFE 1: Links ok
  FPC 7
    PFE 0: Links ok

```

**show chassis fabric
plane detail (T1600
Router)**

```

user@host> show chassis fabric plane detail
Fabric Management PLANE State:
PLANE 0:   Online
PLANE 1:   Online
PLANE 2:   Online
PLANE 3:   Spare
PLANE 4:   Online

```

**show chassis fabric
plane extensive (TX
Matrix Plus Router)**

```

user@host> show chassis fabric plane extensive
sfc0-re0:

```

```

-----
Fabric Management PLANE State:
PLANE 0:   Online
  SIB F13 0 :   Online
  SIB F13 1 :   Empty
  SIB F2S 0/0 :   Online
  SIB F2S 0/2 :   Online
  SIB F2S 0/4 :   Online
  SIB F2S 0/6 :   Online
  SIB F13 0 Even:
    LCC 0, SIB 0 : Unused
    SG 0
      Port 0 : Unused
      Port 1 : Unused
      Port 2 : Unused
      Port 3 : Unused
    SG 1
      Port 0 : Unused
      Port 1 : Unused
      Port 2 : Unused
      Port 3 : Unused
    SG 2
      Port 0 : Unused
      Port 1 : Unused
      Port 2 : Unused
      Port 3 : Unused
    SG 3
      Port 0 : Unused
      Port 1 : Unused
      Port 2 : Unused
      Port 3 : Unused
  SIB F13 0 Odd:
    LCC 1, SIB 0 : Links ok
    SG 0
      Port 0 : Links ok
      Port 1 : Links ok
      Port 2 : Links ok
      Port 3 : Links ok
    SG 1

```

```

        Port 0      : Links ok
        Port 1      : Links ok
        Port 2      : Links ok
        Port 3      : Links ok
    SG 2
        Port 0      : Links ok
        Port 1      : Links ok
        Port 2      : Links ok
        Port 3      : Links ok
    SG 3
        Port 0      : Links ok
        Port 1      : Links ok
        Port 2      : Links ok
        Port 3      : Links ok
    SIB F2S 0/0: Links ok
    SIB F2S 0/2: Links ok
    SIB F2S 0/4: Links ok
    SIB F2S 0/6: Links ok
    SIB F13 1 Even:
        LCC 2, SIB 0 : Unused
        SG 0
            Port 0      : Unused
            Port 1      : Unused
            Port 2      : Unused
            Port 3      : Unused
        SG 1
    ...
            Port 0      : Unused
            Port 1      : Unused
            Port 2      : Unused
            Port 3      : Unused
        SG 2
            Port 0      : Unused
            Port 1      : Unused
            Port 2      : Unused
            Port 3      : Unused
        SG 3
            Port 0      : Unused
            Port 1      : Unused
            Port 2      : Unused
            Port 3      : Unused
    SIB F13 1 Odd:
        LCC 3, SIB 0 : Unused
        SG 0
            Port 0      : Unused
            Port 1      : Unused
            Port 2      : Unused
            Port 3      : Unused
        SG 1
            Port 0      : Unused
            Port 1      : Unused
            Port 2      : Unused
            Port 3      : Unused
        SG 2
            Port 0      : Unused
            Port 1      : Unused
            Port 2      : Unused
            Port 3      : Unused
        SG 3
            Port 0      : Unused
            Port 1      : Unused

```

```

        Port 2      : Unused
        Port 3      : Unused
    SIB F2S 0/0: Unused
    SIB F2S 0/2: Unused
    SIB F2S 0/4: Unused
    SIB F2S 0/6: Unused
PLANE 1:  Fault
    SIB F13 3      :  Fault
    SIB F13 4      :  Empty
    SIB F2S 1/0 :  Fault
    SIB F2S 1/2 :  Fault
    SIB F2S 1/4 :  Online
    SIB F2S 1/6 :  Online
    SIB F13 3 Even:
        LCC 0, SIB 1 : Unused
        SG 0
            Port 0      : Unused
            Port 1      : Unused
            Port 2      : Unused
            Port 3      : Unused
        SG 1
            Port 0      : Unused
            Port 1      : Unused
            Port 2      : Unused
            Port 3      : Unused
        SG 2
            Port 0      : Unused
            Port 1      : Unused
            Port 2      : Unused
            Port 3      : Unused
        SG 3
            Port 0      : Unused
...
lcc1-rel:

```

```

-----
Fabric Management SIB State:
    SIB      0      :  Online
        LCC SIB Link State : Links ok
        SG 0
            Port 0      : Links ok
            Port 1      : Links ok
            Port 2      : Links ok
            Port 3      : Links ok
        SG 1
            Port 0      : Links ok
            Port 1      : Links ok
            Port 2      : Links ok
            Port 3      : Links ok
        SG 2
            Port 0      : Links ok
            Port 1      : Links ok
            Port 2      : Links ok
            Port 3      : Links ok
        SG 3
            Port 0      : Links ok
            Port 1      : Links ok
            Port 2      : Links ok
            Port 3      : Links ok
    SIB      1      :  Fault
        LCC SIB Link State : Link error
        SG 0

```

```

Port 0 : Link error
Port 1 : Link error
Port 2 : Link error
Port 3 : Link error
SG 1
Port 0 : Link error
Port 1 : Link error
Port 2 : Link error
Port 3 : Link error
SG 2
Port 0 : Link error
Port 1 : Link error
Port 2 : Link error
Port 3 : Link error
SG 3
Port 0 : Link error
Port 1 : Link error
Port 2 : Link error
Port 3 : Link error
SIB 2 : Online
LCC SIB Link State : Links ok
SG 0
Port 0 : Links ok
Port 1 : Links ok
Port 2 : Links ok
Port 3 : Links ok
SG 1
Port 0 : Links ok
Port 1 : Links ok
Port 2 : Links ok
Port 3 : Links ok
SG 2
Port 0 : Links ok
Port 1 : Links ok
Port 2 : Links ok
Port 3 : Links ok
SG 3
Port 0 : Links ok
Port 1 : Links ok
Port 2 : Links ok
Port 3 : Links ok
SIB 3 : Check
LCC SIB Link State : Link error
SG 0
Port 0 : Link error
Port 1 : Link error
Port 2 : Link error

```

**show chassis fabric
plane (EX8200
Switch)**

```

user@host> show chassis fabric plane
Fabric management PLANE state
Plane 0
Plane state: ACTIVE
Plane 1
Plane state: ACTIVE
Plane 2
Plane state: ACTIVE
Plane 3
Plane state: ACTIVE
Plane 4
Plane state: SPARE
Plane 5

```

```
Plane state: SPARE
Plane 6
Plane state: SPARE
Plane 7
Plane state: SPARE
Plane 8
Plane state: ACTIVE
Plane 9
Plane state: ACTIVE
Plane 10
Plane state: ACTIVE
Plane 11
Plane state: ACTIVE
```


show chassis fabric plane-location

Syntax	show chassis fabric plane-location
Syntax (MX Series Router)	show chassis fabric plane-location <all-members> <local> <member <i>member-id</i> >
Release Information	Command introduced in Junos OS Release 8.0. Command introduced in Junos OS Release 9.4 for EX Series switches. Command introduced in Junos OS Release 12.1 for PTX Series Packet Transport Switches.
Description	(M120, MX Series routers, and EX8200 switches only) Display the Control Board (CB) location of each plane. This command can be used on the master Routing Engine or the backup Routing Engine. For information about the meaning of “CBs” and “fabric plane” on the switches, see EX Series Switches Hardware and CLI Terminology Mapping. (TX Matrix Plus routers only) Display the SIB location of each fabric plane. (PTX Series Packet Transport Switches only) Display the fabric plane location of each SIB.
Options	all-members —(MX Series routers only) (Optional) Display the CB location of each fabric plane on the Routing Engines in all member routers in the Virtual Chassis configuration. local —(MX Series routers only) (Optional) Display the CB location of each fabric plane on the Routing Engines in the local Virtual Chassis member. member <i>member-id</i> —(MX Series routers only) (Optional) Display the CB location of each fabric plane on the Routing Engines in the specified member in the Virtual Chassis configuration. Replace <i>member-id</i> with a value of 0 or 1.
Required Privilege Level	view
List of Sample Output	show chassis fabric plane-location (M120 Router) on page 436 show chassis fabric plane-location (MX240 and MX480 Routers) on page 436 show chassis fabric plane-location (MX960 Router) on page 436 show chassis fabric plane-location (TX Matrix Plus Router) on page 436 show chassis fabric plane-location (EX8200 Switch) on page 437 show chassis fabric plane-location (PTX Series Packet Transport Switches) on page 437
Output Fields	Table 71 on page 436 lists the output fields for the show chassis fabric plane-location command. Output fields are listed in the approximate order in which they appear.

Table 71: show chassis fabric plane-location Output Fields

Field Name	Field Description
Plane <i>n</i>	Plane number. (PTX Series Packet Transport Switches only) Plane numbers associated with the SIB.
Control Board <i>n</i>	Control board number.
SFC ABS-SIB-F13	(TX Matrix Plus routers only) Switch Interface Board (SIB) slot number on the F13 SIB.
SFC ABS-SIB-F2S	(TX Matrix Plus routers only) SIB slot number on the F2S.
LCC ST-SIB-L	(TX Matrix Plus routers only) Line-card chassis (LCC) SIB slot number.
SIB	(PTX Series Packet Transport Switches only) SIB number.

Sample Output

show chassis fabric
plane-location (M120
Router)

```
user@host> show chassis fabric plane-location
-----Fabric Plane Locations-----
Plane 0           Control Board 0
Plane 1           Control Board 0
Plane 2           Control Board 1
Plane 3           Control Board 1
```

show chassis fabric
plane-location
(MX240 and MX480
Routers)

```
user@host> show chassis fabric plane-location
-----Fabric Plane Locations-----
Plane 0           Control Board 0
Plane 1           Control Board 0
Plane 2           Control Board 0
Plane 3           Control Board 0
Plane 4           Control Board 1
Plane 5           Control Board 1
Plane 6           Control Board 1
Plane 7           Control Board 1
```

show chassis fabric
plane-location
(MX960 Router)

```
user@host> show chassis fabric plane-location
-----Fabric Plane Locations-----
Plane 0           Control Board 0
Plane 1           Control Board 0
Plane 2           Control Board 1
Plane 3           Control Board 1
Plane 4           Control Board 2
Plane 5           Control Board 2
```

show chassis fabric
plane-location (TX
Matrix Plus Router)

```
user@host> show chassis fabric plane-location
Fabric Plane Locations :
Plane      SFC ABS-SIB-F13      SFC ABS-SIB-F2      LCC ST-SIB-L
0          0, 1                0/0, 0/2, 0/4, 0/6      0
1          3, 4                1/0, 1/2, 1/4, 1/6      1
2          6, 7                2/0, 2/2, 2/4, 2/6      2
```

3	8, 9	3/0, 3/2, 3/4, 3/6	3
4	11, 12	4/0, 4/2, 4/4, 4/6	4

```

show chassis fabric plane-location
(EX8200 Switch)
user@host> show chassis fabric plane-location
-----Fabric Plane Locations-----
Plane 0          Control Board 0
Plane 1          Control Board 0
Plane 2          Control Board 0
Plane 3          Control Board 0
Plane 4          Control Board 1
Plane 5          Control Board 1
Plane 6          Control Board 1
Plane 7          Control Board 1
Plane 8          Control Board 2
Plane 9          Control Board 2
Plane 10         Control Board 2
Plane 11         Control Board 2

```

```

show chassis fabric plane-location (PTX
Series Packet
Transport Switches)
user@host> show chassis fabric plane-location
-----Fabric Plane Locations-----
SIB      Planes
0         0  1
1         2  3
2         4  5
3         6  7
4         8  9
5        10 11
6        12 13
7        14 15
8        16 17

```

show chassis fabric sibs

Syntax	<code>show chassis fabric sibs</code> <code><lcc <i>number</i> scc></code>
Release Information	Command introduced before Junos OS Release 7.4.
Description	<p>(TX Matrix routers only) Display the state of the electrical and optical switch fabric link between the SIBs in the TX Matrix router (TX-SIBs) and the SIBs in the T640 routers (T640 LCC SIBs).</p> <p>(M320, T640, T1600, and T4000 routers) Display the state of the electrical switch fabric link between the SIBs and the FPCs.</p>
Options	<p>none—(TX Matrix routers only) Display the state of the electrical and optical switch fabric link between the SIBs in the TX Matrix router (TX-SIBs) and the SIBs in the T640 routers (T640 LCC SIBs).</p> <p>(M320, T640, T1600, and T4000 routers) Display the state of the electrical switch fabric link between the SIBs and the FPCs.</p> <p>lcc <i>number</i>—(Optional) Display the switching fabric link state for the T640 SIBs on a specified T640 router (or line-card chassis) connected to a TX Matrix router. Replace <i>number</i> with a value from 0 through 3.</p> <p>scc—(Optional) Display the switching fabric link state for the TX-SIBs on the TX Matrix router (or switch-card chassis).</p>
Required Privilege Level	view
Related Documentation	<ul style="list-style-type: none">• request chassis sib on page 203• show chassis sibs on page 621• Monitoring the SIBs• Redundant SIBs Overview
List of Sample Output	<p>show chassis fabric sibs (M320 Router) on page 439</p> <p>show chassis fabric sibs (T640 Router) on page 440</p> <p>show chassis fabric sibs (T1600 Router) on page 441</p> <p>show chassis fabric sibs (T4000 Core Router) on page 443</p> <p>show chassis fabric sibs (TX Matrix Router) on page 444</p> <p>show chassis fabric sibs lcc (TX Matrix Router) on page 446</p> <p>show chassis fabric sibs scc (TX Matrix Router) on page 447</p>
Output Fields	<p>Table 72 on page 439 lists the output fields for the show chassis fabric sibs command. Output fields are listed in the approximate order in which they appear.</p>

Table 72: show chassis fabric sibs Output Fields

Field Name	Field Description
Fabric management SIB state	<p>Switching fabric link (link from FPC to SIB) state for each SIB:</p> <ul style="list-style-type: none"> • Unused—SIB is not present. • Links ok—Link between the SIB and the FPC is active. • Link error—Link between the SIB and the FPC is not operational.
Plane state	<p>Possible plane state of the M320 SIB, TX-SIB or T640 SIB:</p> <ul style="list-style-type: none"> • S_ACTIVE—Links on the SIB are operational, and the fabric plane (SIB) is operational and running. • S_SPARE—Links on the SIB are operational and the fabric plane (SIB) is redundant and can be operational if any of the fabric planes in the S_ACTIVE state encounters an error. <p>NOTE: If the plane is unusable by any of the Packet Forwarding Engines, the command output displays an additional string, plane has link errors on # pfes, where, # indicates the total number of links (both from SIB to FPC, and from FPC to SIB) having link errors (detected either during initialization time or runtime) in this particular plane. This does not count links having destination errors.</p> <ul style="list-style-type: none"> • S_EMPTY—No links are present on the SIB, and the fabric plane (SIB) is powered down. • S_ACTIVATING—Links on the SIB are coming online; this is a transitional state. • S_DEACTIVATING—Links on the SIB are going offline; this is a transitional state. • S_FAULTING—Links on the SIB are being marked faulty, and the fabric plane (SIB) is not operational. • S_FAULT—Links on the SIB are in an alarmed state, and the fabric plane (SIB) is not operational for the following reasons: <ul style="list-style-type: none"> • On-board F-chip is not operational. • Fiber optic connector faults. • FPC connector faults.

Sample Output

show chassis fabric sibs (M320 Router)

```

user@host> show chassis fabric sibs
Fabric management SIB state:
SIB #0
  plane state: S_ACTIVE
  FPC #0
    PFE #1 : Links ok
  FPC #1
    PFE #1 : Links ok
  FPC #2
    PFE #1 : Links ok
  FPC #3
    PFE #1 : Links ok
SIB #1
  plane state: S_ACTIVE
  FPC #0

```

```
        PFE #1 : Links ok
FPC #1
        PFE #1 : Links ok
FPC #2
        PFE #1 : Links ok
FPC #3
        PFE #1 : Links ok
SIB #2
plane state: S_ACTIVE
FPC #0
        PFE #1 : Links ok
FPC #1
        PFE #1 : Links ok
FPC #2
        PFE #1 : Links ok
FPC #3
        PFE #1 : Links ok
SIB #3
plane state: S_ACTIVE
FPC #0
        PFE #1 : Links ok
FPC #1
        PFE #1 : Links ok
FPC #2
        PFE #1 : Links ok
FPC #3
        PFE #1 : Links ok
```

show chassis fabric sibs (T640 Router) user@host> show chassis fabric sibs
Fabric management SIB state:

```
SIB #0
plane state: S_SPARE
FPC #0
        PFE #1 : Links ok
FPC #2
        PFE #1 : Links ok
FPC #3
        PFE #0 : Links ok
        PFE #1 : Links ok
SIB #1
plane state: S_ACTIVE
FPC #0
        PFE #1 : Links ok
FPC #2
        PFE #1 : Links ok
FPC #3
        PFE #0 : Links ok
        PFE #1 : Links ok
SIB #2
plane state: S_ACTIVE
FPC #0
        PFE #1 : Links ok
FPC #2
        PFE #1 : Links ok
FPC #3
        PFE #0 : Links ok
        PFE #1 : Links ok
SIB #3
plane state: S_ACTIVE
FPC #0
        PFE #1 : Links ok
```

```

FPC #2
  PFE #1 : Links ok
FPC #3
  PFE #0 : Links ok
  PFE #1 : Links ok
SIB #4
  plane state: S_ACTIVE
  FPC #0
    PFE #1 : Links ok
  FPC #2
    PFE #1 : Links ok
  FPC #3
    PFE #0 : Links ok
    PFE #1 : Links ok

```

show chassis fabric sibs (T1600 Router) user@host> show chassis fabric sibs

```

SIB #0
  plane state: S_SPARE
  FPC #0
    PFE #0 : Links ok
    PFE #1 : Links ok
  FPC #1
    PFE #0 : Links ok
    PFE #1 : Links ok
  FPC #2
    PFE #0 : Links ok
  FPC #4
    PFE #0 : Links ok
    PFE #1 : Links ok
  FPC #5
    PFE #0 : Links ok
  FPC #6
    PFE #0 : Links ok
    PFE #1 : Links ok
  FPC #7
    PFE #0 : Links ok
    PFE #1 : Links ok
SIB #1
  plane state: S_ACTIVE , plane has link errors on 2 pfes
  FPC #0
    PFE #0 : Links ok
    PFE #1 : Links ok
  FPC #1
    PFE #0 : Links ok
    PFE #1 : Links ok
  FPC #3
    PFE #0 : Links ok
    PFE #1 : Links ok
  FPC #4
    PFE #0 : Links ok
    PFE #1 : Links ok
  FPC #5
    PFE #0 : Links ok
    PFE #1 : Links ok
  FPC #7
    PFE #0 : Links ok
    PFE #1 : Links ok
SIB #2
  plane state: S_ACTIVE
SIB #2
  plane state: S_ACTIVE
FPC #0

```

```

        PFE #0 : Links ok
        PFE #1 : Links ok
FPC #1
        PFE #0 : Links ok
        PFE #1 : Links ok
FPC #2
        PFE #0 : Links ok
FPC #4
        PFE #0 : Links ok
        PFE #1 : Links ok
FPC #5
        PFE #0 : Links ok
FPC #6
        PFE #0 : Links ok
        PFE #1 : Links ok
FPC #7
        PFE #0 : Links ok
        PFE #1 : Links ok
SIB #3
plane state: S_ACTIVE
FPC #0
        PFE #0 : Links ok
        PFE #1 : Links ok
FPC #1
        PFE #0 : Links ok
        PFE #1 : Links ok
FPC #2
        PFE #0 : Links ok
FPC #4
        PFE #0 : Links ok
        PFE #1 : Links ok
FPC #5
        PFE #0 : Links ok
FPC #6
        PFE #0 : Links ok
        PFE #1 : Links ok
FPC #7
        PFE #0 : Links ok
        PFE #1 : Links ok
SIB #4
plane state: S_ACTIVE
FPC #0
        PFE #0 : Links ok
        PFE #1 : Links ok
FPC #1
        PFE #0 : Links ok
        PFE #1 : Links ok
FPC #2
        PFE #0 : Links ok
FPC #4
        PFE #0 : Links ok
        PFE #1 : Links ok
FPC #5
        PFE #0 : Links ok
FPC #6
        PFE #0 : Links ok
        PFE #1 : Links ok
FPC #7
```



```

PFE #0 : Links ok
PFE #1 : Links ok

show chassis fabric sibs (T4000 Core Router) user@host> show chassis fabric sibs
Fabric management SIB state:
SIB #0
  plane state: S_SPARE
  FPC #2
    PFE #0 : Links ok
  FPC #3
    PFE #0 : Links ok
  FPC #5
    PFE #0 : Links ok
    PFE #1 : Links ok
  FPC #6
    PFE #0 : Links ok
    PFE #1 : Links ok
SIB #1
  plane state: S_ACTIVE
  FPC #2
    PFE #0 : Links ok
  FPC #3
    PFE #0 : Links ok
  FPC #5
    PFE #0 : Links ok
    PFE #1 : Links ok
  FPC #6
    PFE #0 : Links ok
    PFE #1 : Links ok
SIB #2
  plane state: S_ACTIVE
  FPC #2
    PFE #0 : Links ok
  FPC #3
    PFE #0 : Links ok
  FPC #5
    PFE #0 : Links ok
    PFE #1 : Links ok
  FPC #6
    PFE #0 : Links ok
    PFE #1 : Links ok
SIB #3
  plane state: S_ACTIVE
  FPC #2
    PFE #0 : Links ok
  FPC #3
    PFE #0 : Links ok
  FPC #5
    PFE #0 : Links ok
    PFE #1 : Links ok
  FPC #6
    PFE #0 : Links ok
    PFE #1 : Links ok
SIB #4
  plane state: S_ACTIVE
  FPC #2
    PFE #0 : Links ok
  FPC #3
    PFE #0 : Links ok
  FPC #5
    PFE #0 : Links ok

```

```

        PFE #1 : Links ok
FPC #6
        PFE #0 : Links ok
        PFE #1 : Links ok

```

**show chassis fabric
sibs (TX Matrix Router)**

```

user@host> show chassis fabric sibs
scc-re0:

```

```

-----
Fabric management SIB state:
SIB #1
  plane state: S_ACTIVE , plane has link errors on 2 pfes
  FPC #0
    PFE #0 : Links ok
    PFE #1 : Links ok
  FPC #1
    PFE #0 : Links ok
    PFE #1 : Links ok
  FPC #3
    PFE #0 : Links ok
    PFE #1 : Links ok
  FPC #4
    PFE #0 : Links ok
    PFE #1 : Links ok
  FPC #5
    PFE #0 : Links ok
    PFE #1 : Links ok
  FPC #7
    PFE #0 : Links ok
    PFE #1 : Links ok
SIB #2
  plane state: S_ACTIVE
  LCC #0      : Links ok
  LCC #1      : Links ok
SIB #3
  plane state: S_ACTIVE
  LCC #0      : Links ok
  LCC #1      : Links ok
SIB #4
  plane state: S_ACTIVE
  LCC #0      : Links ok
  LCC #1      : Links ok

```

```

lcc0-re0:

```

```

-----
Fabric management SIB state:
SIB #1
  plane state: S_ACTIVE
  FPC #0
    PFE #0 : Links ok
    PFE #1 : Links ok
  FPC #1
    PFE #1 : Links ok
  FPC #2
    PFE #0 : Links ok
    PFE #1 : Links ok
  FPC #3
    PFE #1 : Links ok
  FPC #4
    PFE #1 : Links ok
  FPC #5
    PFE #0 : Links ok

```

```
FPC #6
  PFE #1 : Links ok
FPC #7
  PFE #1 : Links ok
SCC      : Links ok
SIB #2
plane state: S_ACTIVE
FPC #0
  PFE #0 : Links ok
  PFE #1 : Links ok
FPC #1
  PFE #1 : Links ok
FPC #2
  PFE #0 : Links ok
  PFE #1 : Links ok
FPC #3
  PFE #1 : Links ok
FPC #4
  PFE #1 : Links ok
FPC #5
  PFE #0 : Links ok
FPC #6
  PFE #1 : Links ok
FPC #7
  PFE #1 : Links ok
SCC      : Links ok
SIB #3
plane state: S_ACTIVE
FPC #0
  PFE #0 : Links ok
  PFE #1 : Links ok
FPC #1
  PFE #1 : Links ok
FPC #2
  PFE #0 : Links ok
  PFE #1 : Links ok
FPC #3
  PFE #1 : Links ok
FPC #4
  PFE #1 : Links ok
FPC #5
  PFE #0 : Links ok
FPC #6
  PFE #1 : Links ok
FPC #7
  PFE #1 : Links ok
SCC      : Links ok
SIB #4
plane state: S_ACTIVE
FPC #0
  PFE #0 : Links ok
  PFE #1 : Links ok
FPC #1
  PFE #1 : Links ok
FPC #2
  PFE #0 : Links ok
  PFE #1 : Links ok
FPC #3
  PFE #1 : Links ok
FPC #4
  PFE #1 : Links ok
```

```

FPC #5
  PFE #0 : Links ok
FPC #6
  PFE #1 : Links ok
FPC #7
  PFE #1 : Links ok
SCC      : Links o

```

show chassis fabric
sibs lcc (TX Matrix
Router)

```

user@host> show chassis fabric sibs lcc 0
lcc1-re0:

```

Fabric management SIB state:

```

SIB #1
  plane state: S_ACTIVE
  FPC #0
    PFE #0 : Links ok
  FPC #2
    PFE #1 : Links ok
  FPC #4
    PFE #0 : Links ok
  FPC #5
    PFE #1 : Links ok
  FPC #7
    PFE #0 : Links ok
  SCC      : Links ok

```

```

SIB #2
  plane state: S_ACTIVE
  FPC #0
    PFE #0 : Links ok
  FPC #2
    PFE #1 : Links ok
  FPC #4
    PFE #0 : Links ok
  FPC #5
    PFE #1 : Links ok
  FPC #7
    PFE #0 : Links ok
  SCC      : Links ok

```

```

SIB #3
  plane state: S_ACTIVE
  FPC #0
    PFE #0 : Links ok
  FPC #2
    PFE #1 : Links ok
  FPC #4
    PFE #0 : Links ok
  FPC #5
    PFE #1 : Links ok
  FPC #7
    PFE #0 : Links ok
  SCC      : Links ok

```

```

SIB #4
  plane state: S_ACTIVE
  FPC #0
    PFE #0 : Links ok
  FPC #2
    PFE #1 : Links ok
  FPC #4
    PFE #0 : Links ok
  FPC #5
    PFE #1 : Links ok

```

```

FPC #7
  PFE #0 : Links ok
  SCC    : Links ok

show chassis fabric sibs scc (TX Matrix Router)
user@host> show chassis fabric sibs scc
scc-re0:
-----
Fabric management SIB state:

```

```

SIB #1
  plane state: S_ACTIVE
  LCC #0      : Links ok
  LCC #1      : Links ok
SIB #2
  plane state: S_ACTIVE
  LCC #0      : Links ok
  LCC #1      : Links ok
SIB #3
  plane state: S_ACTIVE
  LCC #0      : Links ok
  LCC #1      : Links ok
SIB #4
  plane state: S_ACTIVE
  LCC #0      : Links ok
  LCC #1      : Links ok

```

show chassis fabric summary

Syntax	show chassis fabric summary
Release Information	Command introduced in Junos OS Release 8.4. Command introduced in Junos OS Release 9.4 for EX Series switches. Command introduced in Junos OS Release 12.1 for the PTX Series Packet Transport Switches.
Description	(MX Series routers and EX8200 switches only) Display the state of all fabric planes and the elapsed uptime.
Options	This command has no options.
Required Privilege Level	view
List of Sample Output	show chassis fabric summary (MX240 Router) on page 450 show chassis fabric summary (MX480 Router) on page 450 show chassis fabric summary (MX960 Router) on page 450 show chassis fabric summary (EX8200 Switch) on page 450 show chassis fabric summary (PTX Series Packet Transport Switch) on page 450
Output Fields	Table 73 on page 448 lists the output fields for the show chassis fabric summary command. Output fields are listed in the approximate order in which they appear.

Table 73: show chassis fabric summary Output Fields

Field Name	Field Description
Plane	Plane number.

Table 73: show chassis fabric summary Output Fields (*continued*)

Field Name	Field Description
State	<p>State of the SIB or FPC:</p> <ul style="list-style-type: none"> • Online—Switch Interface Board (SIB) is operational and running. <p>NOTE: On the Enhanced MX SCB with Trio MPC, a maximum of 4 planes are operational and running. On all the other SCBs with Trio MPC, all the planes are operational and running.</p> <ul style="list-style-type: none"> • Empty—SIB is powered down. • Check—SIB is in the Check state because of the following reasons: <ul style="list-style-type: none"> • SIB is not inserted properly. • Some destination errors are detected on the SIB. In this case, the Packet Forwarding Engine stops using the SIB to send traffic to the affected destination Packet Forwarding Engine. • Some link errors are detected on the channel between the SIB and a Packet Forwarding Engine. Link errors can be detected at initialization time or runtime: <ul style="list-style-type: none"> • Link errors caused by a link training failure at initialization time—The Packet Forwarding Engine does not use the SIB to send traffic. The show chassis fabric fpcs command shows Plane disabled as status for this link. • Link errors caused by CRC errors detected at runtime—The Packet Forwarding Engine continues to use the SIB to send traffic. The show chassis fabric fpcs command shows Link error as the status for this link. <p>NOTE: The Check state does not apply to PTX Series Packet Transport Switches because there are no SIBs in the Check state.</p> <p>For information about link and destination errors, issue the show chassis fabric fpcs commands.</p> <ul style="list-style-type: none"> • Spare—SIB is redundant and will move to active state if one of the working SIBs fails. <p>NOTE: Spare does not apply to PTX Series Packet Transport Switches because there are no spare SIBs in the device.</p>
Errors	<p>Indicates whether there is any error on the SIB.</p> <ul style="list-style-type: none"> • None—No errors • Link Errors—Fabric link errors were found on the SIB RX link. • Cell drops—Fabric cell drops were found on the SIB ASIC. • Link, Cell drops—Both Link errors and cell drops were detected on at least one of the FPC's fabric links. <p>NOTE: The Errors column is empty only when the FPC or SIB is offline.</p>
Uptime	Elapsed time the plane has been online.

Sample Output

```
show chassis fabric summary (MX240 Router) user@host> show chassis fabric summary
Plane  State  Uptime
0      Online 23 hours, 26 minutes, 54 seconds
1      Online 23 hours, 26 minutes, 54 seconds
2      Check 18 hours, 33 minutes, 42 seconds
3      Online 23 hours, 26 minutes, 54 seconds
4      Spare 23 hours, 26 minutes, 54 seconds
5      Spare 23 hours, 26 minutes, 54 seconds
6      Spare 23 hours, 26 minutes, 54 seconds
7      Spare 23 hours, 26 minutes, 54 seconds
```

```
show chassis fabric summary (MX480 Router) user@host> show chassis fabric summary
Plane  State  Uptime
0      Online 8 hours, 45 minutes, 29 seconds
1      Online 8 hours, 45 minutes, 28 seconds
2      Online 8 hours, 45 minutes, 28 seconds
3      Online 8 hours, 45 minutes, 28 seconds
4      Spare 8 hours, 45 minutes, 28 seconds
5      Spare 8 hours, 45 minutes, 28 seconds
6      Spare 8 hours, 45 minutes, 28 seconds
7      Check 6 hours, 10 minutes, 12 seconds
```

```
show chassis fabric summary (MX960 Router) user@host> show chassis fabric summary
Plane  State  Uptime
0      Online 3 hours, 7 minutes, 9 seconds
1      Online 3 hours, 7 minutes, 4 seconds
2      Online 3 hours, 6 minutes, 59 seconds
3      Online 3 hours, 6 minutes, 54 seconds
4      Empty
5      Empty
```

```
show chassis fabric summary (EX8200 Switch) user@host> show chassis fabric summary
Plane  State  Uptime
0      Online 12 days, 50 minutes, 54 seconds
1      Online 12 days, 50 minutes, 53 seconds
2      Online 12 days, 50 minutes, 53 seconds
3      Online 12 days, 50 minutes, 52 seconds
4      Spare 12 days, 50 minutes, 49 seconds
5      Spare 12 days, 50 minutes, 47 seconds
6      Spare 12 days, 50 minutes, 47 seconds
7      Spare 12 days, 50 minutes, 46 seconds
8      Online 12 days, 50 minutes, 52 seconds
9      Online 12 days, 50 minutes, 50 seconds
10     Online 12 days, 50 minutes, 50 seconds
11     Online 12 days, 50 minutes, 49 seconds
```

```
show chassis fabric summary (PTX Series Packet Transport Switch) user@host> show chassis fabric summary
FRU      State  Errors
SIB0     Online  None
SIB1     Online  Link Errors
SIB2     Online  None
SIB3     Online  Cell drops
SIB4     Offline
SIB5     Online  None
SIB6     Online  Link, Cell drops
```


SIB7	Online	None
SIB8	Online	Link, Cell drops
FPC0	Online	None
FPC1	Online	Link Errors
FPC2	Online	None
FPC3	Offline	
FPC4	Online	None
FPC5	Online	None
FPC6	Empty	
FPC7	Empty	

show chassis fabric topology

Syntax	show chassis fabric topology <fcc <i>number</i> scc> <sib-slot>
Syntax (TX Matrix Router)	show chassis fabric topology <fcc <i>number</i> scc> <sib-slot>
Syntax (TX Matrix Plus Router)	show chassis fabric topology <fcc <i>number</i> sfc <i>number</i> > <sib-slot>
Syntax (T4000 Core Router)	show chassis fabric topology <sib-slot>
Syntax (PTX Series Packet Transport Switches)	show chassis fabric topology
Release Information	Command introduced before Junos OS Release 7.4. sfc option introduced for the TX Matrix Plus router in Junos OS Release 9.6. Command introduced in Junos OS Release 12.1 for PTX Series Packet Transport Switches.
Description	<p>(TX Matrix routers only) Display the state of the switching fabric topology for the Switch Interface Board (SIB) connection between the TX Matrix router and the T640 routers.</p> <p>(TX Matrix Plus routers only) Display the state of the switching fabric topology for the SIB connection between the TX Matrix Plus router and the T1600 routers.</p> <p>(T320, T640, T1600, and T4000 routers only) Display the state of the switching fabric topology for the connection between the Switch Interface Board (SIB) and the FPCs.</p> <p>(PTX Series Packet Transport Switches only) Display the input-output link topology.</p>
Options	<p>none—(TX Matrix routers only) Display the state of the switching fabric topology for the Switch Interface Board (SIB) connection between the TX Matrix router and the T640 routers.</p> <p>(TX Matrix Plus routers only) Display the state of the switching fabric topology for the SIB connection between the TX Matrix Plus router and the T1600 routers.</p> <p>(T320, T640, T1600, and T4000 routers only) Display the state of the switching fabric topology for the connection between the Switch Interface Board (SIB) and the FPCs.</p> <p>fcc <i>number</i>—(TX Matrix and TX Matrix Plus routers only) (Optional) On a TX Matrix router, display the fabric topology state for a specified T640 router (or line-card chassis) that is connected to a TX Matrix router. On a TX Matrix Plus router, display the fabric topology state for a specified T1600 router (or line-card chassis) that is connected to the TX Matrix Plus router. Replace <i>number</i> with a value from 0 through 3.</p>

scc—(TX Matrix routers only) (Optional) Display the fabric topology state for the TX Matrix router (or switch-card chassis).

sfc *number*—(TX Matrix Plus routers only) (Optional) Display the fabric topology for the TX Matrix Plus router (or switch-fabric chassis). Replace *number* with 0.

sib-slot—(Optional) Display the fabric topology state for a specified SIB slot. Replace *sib-slot* with a value from 0 through 4. On a TX Matrix Plus router, replace *sib-slot* with a value from 0 through 15.

Required Privilege Level view

Related Documentation

- Layer 2 Wholesale Network Topology Overview

List of Sample Output [show chassis fabric topology scc \(TX Matrix Router\) on page 456](#)
[show chassis fabric topology lcc on page 458](#)
[show chassis fabric topology \(TX Matrix Plus Router\) on page 460](#)
[show chassis fabric topology sfc \(TX Matrix Plus Router\) on page 462](#)
[show chassis fabric topology lcc \(TX Matrix Plus Router\) on page 463](#)
[show chassis fabric topology \(T4000 Core Router\) on page 464](#)
[show chassis fabric topology \(PTX Series Packet Transport Switches\) on page 465](#)

Output Fields [Table 74 on page 453](#) lists the output fields for the **show chassis fabric topology** command. Output fields are listed in the approximate order in which they appear.

Table 74: show chassis fabric topology Output Fields

Field Name	Field Description
in-links	Fabric topology for receive side links.
out-links	Fabric topology for transmit side links.

Table 74: show chassis fabric topology Output Fields (*continued*)

Field Name	Field Description
state	<p>State of the fabric link:</p> <ul style="list-style-type: none">• RESET—Link between the SIB and the FPC/DPC is powered down on purpose. This is done in all non-dual Packet Forwarding Engine–based boards.• UP—Link between the SIB and the FPC/DCP is up and running.• DOWN—Link between the SIB and the FPC/DCP is powered down.• FAULT—The SIB is in the alarmed state, in which the SIB's plane is not operational for one or more of the following reasons:<ul style="list-style-type: none">• On-board F-chip is not operational.• Fiber-optic connector faults.• FPC connector faults.• SIB midplane connector faults. <p>NOTE: The following state descriptions are applicable only to PTX Series Packet Transport Switches.</p> <ul style="list-style-type: none">• OK—The link between the SIB and the FPC is operational.• Down—The link between the SIB and the FPC is powered down.• Error—The CCL link between the SIB and FPC is not operational for one or more of the following reasons:<ul style="list-style-type: none">• FPC midplane connector failure.• SIB midplane connector failure.• CCL link CRC error.

Table 74: show chassis fabric topology Output Fields (*continued*)

Out-Links: and In-Links (TX Matrix Plus router only)	State of the links from the F13 SIB to the LCC or vice-versa. Out-Links indicate Tx links. In-Links indicate an Rx link. The following additional fields are displayed for each SIB:
	<hr/> <ul style="list-style-type: none"> • VCSEL Status—Optical (VCSEL channel) link status for the corresponding electrical (HSL2) link. The states include: <ul style="list-style-type: none"> • OK—Optical signal power is good. • Error—Internal error. • LOS—Loss of Signal detected. • High Cur—The Tx Bias-current is higher than threshold on this channel. This is applicable only to Tx Channels. • Low Cur—The Tx Bias-current is lower than threshold on this channel. This is applicable only to Tx Channels. • HSL2 Channel—HSL2 is the electrical link used to connect ASICs to the in-link and out-link. The channel number corresponds to the link and varies based on the ASIC or configuration. <hr/> <ul style="list-style-type: none"> • HSL2 Status —The status of the HSL2 Channel. Includes the following states: <ul style="list-style-type: none"> • Up—Channel is up. • Down—Channel is down. • Reset—Channel has been reset. • Fault—Channel has faults.
	The following is a sample output with description of the fields displayed in the output for Out-Links:
	<pre> Out-Links: ===== SF_3_13_FB_A(21,09) -> FPC7_B_SG(3,3,6)_FB_A(18,09) OK 203 Up </pre> <hr/>

Table 74: show chassis fabric topology Output Fields (*continued*)

- **SF_3_13**—Name of the ASIC, with Fabric F1 or F3 mode. In this case, 3 is the F3 direction and is used in the Tx path. You can also have F1 mode and Rx path instead.
- **FB_A (21, 09)**—Fiber bundle A, with VCSEL unit number 21 within the SIB, and channel number 9 within the unit number.
- **FPC7_B_SG(3,3,6)**—FPC 7.with bottom Packet Forwarding Engine (T for top PFE and B for bottom PFE), SG ASIC, with number 3 and port number 3, with HSL2 link number with the SIB as 6.
- **FB_A(18, 09)**—Fiber Bundle, with VCSEL unit number 18 within the SIB, and VCSEL channel number 9 within the unit number.

The following is a sample output with description of the fields displayed in the output for In-Links:

In-Links:

=====

```
FPC0_T_SG(0,0,0)_FB_D(04,11)  -> SF_1_00_FB_D(01,11)      OK      0
Up
```

- **FPC0**—FPC 0.
- **T**—Top Packet Forwarding Engine.
- **SG (0, 0, 0)**—SG ASIC with port number 0 and link 0.
- **FB_D (04,11)**—Fiber Bundle D with VCSEL 4, channel 11.
- **SF_1**—Indicates F1 mode and Rx path.
- **SF_1_00_FB_D(01,11)** —Indicates F1 mode and Rx path with port 0, fiber bundle D, with VCSEL 1, channel 11.

Sample Output

show chassis fabric
topology scc (TX
Matrix Router)

```
user@host> show chassis fabric topology scc
scc-re1:
```

```
-----
fchip (mode)
```

```
in-links      state    out-links      state
-----
```

```
Sib #0 :
```

```
-----
```

```
SIB0_F0 (F2 ):
```

```
LCC0_SIB-L0_F0,03->SIB-S0_F0,00  UP      SIB-S0_F0,00->LCC0_SIB-L0_F1,00  UP
LCC1_SIB-L0_F0,03->SIB-S0_F0,01  UP      SIB-S0_F0,01->LCC1_SIB-L0_F1,08  UP
LCC2_SIB-L0_F0,03->SIB-S0_F0,02  RESET   SIB-S0_F0,02->LCC2_SIB-L0_F1,08  UP
LCC3_SIB-L0_F0,03->SIB-S0_F0,03  RESET   SIB-S0_F0,03->LCC3_SIB-L0_F1,00  UP
LCC0_SIB-L0_F0,02->SIB-S0_F0,04  UP      SIB-S0_F0,04->LCC0_SIB-L0_F1,01  UP
LCC1_SIB-L0_F0,02->SIB-S0_F0,05  UP      SIB-S0_F0,05->LCC1_SIB-L0_F1,09  UP
LCC2_SIB-L0_F0,02->SIB-S0_F0,06  RESET   SIB-S0_F0,06->LCC2_SIB-L0_F1,09  UP
LCC3_SIB-L0_F0,02->SIB-S0_F0,07  RESET   SIB-S0_F0,07->LCC3_SIB-L0_F1,01  UP
LCC0_SIB-L0_F0,07->SIB-S0_F0,08  UP      SIB-S0_F0,08->LCC0_SIB-L0_F1,04  UP
LCC1_SIB-L0_F0,07->SIB-S0_F0,09  UP      SIB-S0_F0,09->LCC1_SIB-L0_F1,12  UP
LCC2_SIB-L0_F0,07->SIB-S0_F0,10  RESET   SIB-S0_F0,10->LCC2_SIB-L0_F1,12  UP
LCC3_SIB-L0_F0,07->SIB-S0_F0,11  RESET   SIB-S0_F0,11->LCC3_SIB-L0_F1,04  UP
LCC0_SIB-L0_F0,06->SIB-S0_F0,12  UP      SIB-S0_F0,12->LCC0_SIB-L0_F1,05  UP
LCC1_SIB-L0_F0,06->SIB-S0_F0,13  UP      SIB-S0_F0,13->LCC1_SIB-L0_F1,13  UP
LCC2_SIB-L0_F0,06->SIB-S0_F0,14  RESET   SIB-S0_F0,14->LCC2_SIB-L0_F1,13  UP
LCC3_SIB-L0_F0,06->SIB-S0_F0,15  RESET   SIB-S0_F0,15->LCC3_SIB-L0_F1,05  UP
```

SIB0_F1 (F2):

LCC0_SIB-L0_F0,11->SIB-S0_F1,00	UP	SIB-S0_F1,00->LCC0_SIB-L0_F1,08	UP
LCC1_SIB-L0_F0,11->SIB-S0_F1,01	UP	SIB-S0_F1,01->LCC1_SIB-L0_F1,00	UP
LCC2_SIB-L0_F0,11->SIB-S0_F1,02	RESET	SIB-S0_F1,02->LCC2_SIB-L0_F1,00	UP
LCC3_SIB-L0_F0,11->SIB-S0_F1,03	RESET	SIB-S0_F1,03->LCC3_SIB-L0_F1,08	UP
LCC0_SIB-L0_F0,10->SIB-S0_F1,04	UP	SIB-S0_F1,04->LCC0_SIB-L0_F1,09	UP
LCC1_SIB-L0_F0,10->SIB-S0_F1,05	UP	SIB-S0_F1,05->LCC1_SIB-L0_F1,01	UP
LCC2_SIB-L0_F0,10->SIB-S0_F1,06	RESET	SIB-S0_F1,06->LCC2_SIB-L0_F1,01	UP
LCC3_SIB-L0_F0,10->SIB-S0_F1,07	RESET	SIB-S0_F1,07->LCC3_SIB-L0_F1,09	UP
LCC0_SIB-L0_F0,15->SIB-S0_F1,08	UP	SIB-S0_F1,08->LCC0_SIB-L0_F1,12	UP
LCC1_SIB-L0_F0,15->SIB-S0_F1,09	UP	SIB-S0_F1,09->LCC1_SIB-L0_F1,04	UP
LCC2_SIB-L0_F0,15->SIB-S0_F1,10	RESET	SIB-S0_F1,10->LCC2_SIB-L0_F1,04	UP
LCC3_SIB-L0_F0,15->SIB-S0_F1,11	RESET	SIB-S0_F1,11->LCC3_SIB-L0_F1,12	UP
LCC0_SIB-L0_F0,14->SIB-S0_F1,12	UP	SIB-S0_F1,12->LCC0_SIB-L0_F1,13	UP
LCC1_SIB-L0_F0,14->SIB-S0_F1,13	UP	SIB-S0_F1,13->LCC1_SIB-L0_F1,05	UP
LCC2_SIB-L0_F0,14->SIB-S0_F1,14	RESET	SIB-S0_F1,14->LCC2_SIB-L0_F1,05	
UP			
LCC3_SIB-L0_F0,14->SIB-S0_F1,15	RESET	SIB-S0_F1,15->LCC3_SIB-L0_F1,13	
UP			

SIB0_F2 (F2):

LCC3_SIB-L0_F0,13->SIB-S0_F2,00	RESET	SIB-S0_F2,00->LCC3_SIB-L0_F1,14	UP
LCC2_SIB-L0_F0,13->SIB-S0_F2,01	RESET	SIB-S0_F2,01->LCC2_SIB-L0_F1,06	
UP			
LCC1_SIB-L0_F0,13->SIB-S0_F2,02	UP	SIB-S0_F2,02->LCC1_SIB-L0_F1,06	UP
LCC0_SIB-L0_F0,13->SIB-S0_F2,03	UP	SIB-S0_F2,03->LCC0_SIB-L0_F1,14	UP
LCC3_SIB-L0_F0,12->SIB-S0_F2,04	RESET	SIB-S0_F2,04->LCC3_SIB-L0_F1,15	
UP			
LCC2_SIB-L0_F0,12->SIB-S0_F2,05	RESET	SIB-S0_F2,05->LCC2_SIB-L0_F1,07	UP
LCC1_SIB-L0_F0,12->SIB-S0_F2,06	UP	SIB-S0_F2,06->LCC1_SIB-L0_F1,07	UP
LCC0_SIB-L0_F0,12->SIB-S0_F2,07	UP	SIB-S0_F2,07->LCC0_SIB-L0_F1,15	UP
LCC3_SIB-L0_F0,09->SIB-S0_F2,08	RESET	SIB-S0_F2,08->LCC3_SIB-L0_F1,10	
UP			
LCC2_SIB-L0_F0,09->SIB-S0_F2,09	RESET	SIB-S0_F2,09->LCC2_SIB-L0_F1,02	
UP			
LCC1_SIB-L0_F0,09->SIB-S0_F2,10	UP	SIB-S0_F2,10->LCC1_SIB-L0_F1,02	UP
LCC0_SIB-L0_F0,09->SIB-S0_F2,11	UP	SIB-S0_F2,11->LCC0_SIB-L0_F1,10	UP
LCC3_SIB-L0_F0,08->SIB-S0_F2,12	RESET	SIB-S0_F2,12->LCC3_SIB-L0_F1,11	
UP			
LCC2_SIB-L0_F0,08->SIB-S0_F2,13	RESET	SIB-S0_F2,13->LCC2_SIB-L0_F1,03	
UP			
LCC1_SIB-L0_F0,08->SIB-S0_F2,14	UP	SIB-S0_F2,14->LCC1_SIB-L0_F1,03	UP
LCC0_SIB-L0_F0,08->SIB-S0_F2,15	UP	SIB-S0_F2,15->LCC0_SIB-L0_F1,11	UP

SIB0_F3 (F2):

LCC3_SIB-L0_F0,05->SIB-S0_F3,00	RESET	SIB-S0_F3,00->LCC3_SIB-L0_F1,06	
UP			
LCC2_SIB-L0_F0,05->SIB-S0_F3,01	RESET	SIB-S0_F3,01->LCC2_SIB-L0_F1,14	
UP			
LCC1_SIB-L0_F0,05->SIB-S0_F3,02	UP	SIB-S0_F3,02->LCC1_SIB-L0_F1,14	UP
LCC0_SIB-L0_F0,05->SIB-S0_F3,03	UP	SIB-S0_F3,03->LCC0_SIB-L0_F1,06	UP
LCC3_SIB-L0_F0,04->SIB-S0_F3,04	RESET	SIB-S0_F3,04->LCC3_SIB-L0_F1,07	
UP			
LCC2_SIB-L0_F0,04->SIB-S0_F3,05	RESET	SIB-S0_F3,05->LCC2_SIB-L0_F1,15	
UP			
LCC1_SIB-L0_F0,04->SIB-S0_F3,06	UP	SIB-S0_F3,06->LCC1_SIB-L0_F1,15	UP
LCC0_SIB-L0_F0,04->SIB-S0_F3,07	UP	SIB-S0_F3,07->LCC0_SIB-L0_F1,07	UP
LCC3_SIB-L0_F0,01->SIB-S0_F3,08	RESET	SIB-S0_F3,08->LCC3_SIB-L0_F1,02	
UP			
LCC2_SIB-L0_F0,01->SIB-S0_F3,09	RESET	SIB-S0_F3,09->LCC2_SIB-L0_F1,10	
UP			
LCC1_SIB-L0_F0,01->SIB-S0_F3,10	UP	SIB-S0_F3,10->LCC1_SIB-L0_F1,10	UP
LCC0_SIB-L0_F0,01->SIB-S0_F3,11	UP	SIB-S0_F3,11->LCC0_SIB-L0_F1,02	UP

```

LCC3_SIB-L0_F0,00->SIB-S0_F3,12  RESET      SIB-S0_F3,12->LCC3_SIB-L0_F1,03
UP
LCC2_SIB-L0_F0,00->SIB-S0_F3,13  RESET      SIB-S0_F3,13->LCC2_SIB-L0_F1,11
UP
LCC1_SIB-L0_F0,00->SIB-S0_F3,14  UP          SIB-S0_F3,14->LCC1_SIB-L0_F1,11  UP
LCC0_SIB-L0_F0,00->SIB-S0_F3,15  UP          SIB-S0_F3,15->LCC0_SIB-L0_F1,03  UP
Sib #1 :
-----
SIB1_F0 (F2 ):
LCC0_SIB-L1_F0,03->SIB-S1_F0,00  RESET      SIB-S1_F0,00->LCC0_SIB-L1_F1,00  UP
LCC1_SIB-L1_F0,03->SIB-S1_F0,01  RESET      SIB-S1_F0,01->LCC1_SIB-L1_F1,08  UP
LCC2_SIB-L1_F0,03->SIB-S1_F0,02  RESET      SIB-S1_F0,02->LCC2_SIB-L1_F1,08  UP
LCC3_SIB-L1_F0,03->SIB-S1_F0,03  RESET      SIB-S1_F0,03->LCC3_SIB-L1_F1,00  UP
LCC0_SIB-L1_F0,02->SIB-S1_F0,04  RESET      SIB-S1_F0,04->LCC0_SIB-L1_F1,01  UP
LCC1_SIB-L1_F0,02->SIB-S1_F0,05  RESET      SIB-S1_F0,05->LCC1_SIB-L1_F1,09  UP
LCC2_SIB-L1_F0,02->SIB-S1_F0,06  RESET      SIB-S1_F0,06->LCC2_SIB-L1_F1,09  UP
LCC3_SIB-L1_F0,02->SIB-S1_F0,07  RESET      SIB-S1_F0,07->LCC3_SIB-L1_F1,01  UP
LCC0_SIB-L1_F0,07->SIB-S1_F0,08  RESET      SIB-S1_F0,08->LCC0_SIB-L1_F1,04  UP
LCC1_SIB-L1_F0,07->SIB-S1_F0,09  RESET      SIB-S1_F0,09->LCC1_SIB-L1_F1,12  UP
LCC2_SIB-L1_F0,07->SIB-S1_F0,10  RESET      SIB-S1_F0,10->LCC2_SIB-L1_F1,12  UP
LCC3_SIB-L1_F0,07->SIB-S1_F0,11  RESET      SIB-S1_F0,11->LCC3_SIB-L1_F1,04  UP
LCC0_SIB-L1_F0,06->SIB-S1_F0,12  RESET      SIB-S1_F0,12->LCC0_SIB-L1_F1,05  UP
LCC1_SIB-L1_F0,06->SIB-S1_F0,13  RESET      SIB-S1_F0,13->LCC1_SIB-L1_F1,13  UP
LCC2_SIB-L1_F0,06->SIB-S1_F0,14  RESET      SIB-S1_F0,14->LCC2_SIB-L1_F1,13  UP
LCC3_SIB-L1_F0,06->SIB-S1_F0,15  RESET      SIB-S1_F0,15->LCC3_SIB-L1_F1,05  UP
SIB1_F1 (F2 ):
LCC0_SIB-L1_F0,11->SIB-S1_F1,00  RESET      SIB-S1_F1,00->LCC0_SIB-L1_F1,08  UP
LCC1_SIB-L1_F0,11->SIB-S1_F1,01  RESET      SIB-S1_F1,01->LCC1_SIB-L1_F1,00  UP
LCC2_SIB-L1_F0,11->SIB-S1_F1,02  RESET      SIB-S1_F1,02->LCC2_SIB-L1_F1,00  UP
LCC3_SIB-L1_F0,11->SIB-S1_F1,03  RESET      SIB-S1_F1,03->LCC3_SIB-L1_F1,08  UP
LCC0_SIB-L1_F0,10->SIB-S1_F1,04  RESET      SIB-S1_F1,04->LCC0_SIB-L1_F1,09  UP
LCC1_SIB-L1_F0,10->SIB-S1_F1,05  RESET      SIB-S1_F1,05->LCC1_SIB-L1_F1,01  UP
LCC2_SIB-L1_F0,10->SIB-S1_F1,06  RESET      SIB-S1_F1,06->LCC2_SIB-L1_F1,01  UP
LCC3_SIB-L1_F0,10->SIB-S1_F1,07  RESET      SIB-S1_F1,07->LCC3_SIB-L1_F1,09  UP
LCC0_SIB-L1_F0,15->SIB-S1_F1,08  RESET      SIB-S1_F1,08->LCC0_SIB-L1_F1,12  UP
LCC1_SIB-L1_F0,15->SIB-S1_F1,09  RESET      SIB-S1_F1,09->LCC1_SIB-L1_F1,04  UP
LCC2_SIB-L1_F0,15->SIB-S1_F1,10  RESET      SIB-S1_F1,10->LCC2_SIB-L1_F1,04  UP
LCC3_SIB-L1_F0,15->SIB-S1_F1,11  RESET      -S1_F1,11->LCC3_SIB-L1_F1,12,05  UP
LCC0_SIB-L1_F0,14->SIB-S1_F1,12  RESET      SIB-S1_F1,12->LCC0_SIB-L1_F1,13  UP
LCC1_SIB-L1_F0,14->SIB-S1_F1,13  RESET      SIB-S1_F1,13->LCC1_SIB-L1_F1,05  UP
LCC2_SIB-L1_F0,14->SIB-S1_F1,14  RESET      SIB-S1_F1,14->LCC2_SIB-L1_F1,05  UP

```

**show chassis fabric
topology lcc**

```

user@host> show chassis fabric topology lcc 0
lcc0-re0:

```

```

-----
      fchip (mode)
in-links      state      out-links      state
-----
Sib #2 :
-----
SIB2_F0 (F1 ):
FPC0_T->SIB-L2_F0,00  DOWN      SIB-L2_F0,00->SIB-S2_F3,15  DOWN
FPC0_B->SIB-L2_F0,01  UP        SIB-L2_F0,01->SIB-S2_F3,11  DOWN
FPC1_T->SIB-L2_F0,02  DOWN      SIB-L2_F0,02->SIB-S2_F0,04  DOWN
FPC1_B->SIB-L2_F0,03  DOWN      SIB-L2_F0,03->SIB-S2_F0,00  DOWN
FPC2_T->SIB-L2_F0,04  DOWN      SIB-L2_F0,04->SIB-S2_F3,07  DOWN
FPC2_B->SIB-L2_F0,05  DOWN      SIB-L2_F0,05->SIB-S2_F3,03  DOWN
FPC3_T->SIB-L2_F0,06  DOWN      SIB-L2_F0,06->SIB-S2_F0,12  DOWN
FPC3_B->SIB-L2_F0,07  DOWN      SIB-L2_F0,07->SIB-S2_F0,08  DOWN
FPC4_T->SIB-L2_F0,08  DOWN      SIB-L2_F0,08->SIB-S2_F2,15  DOWN
FPC4_B->SIB-L2_F0,09  DOWN      SIB-L2_F0,09->SIB-S2_F2,11  DOWN

```



```

FPC5_T->SIB-L2_F0,10    DOWN
FPC5_B->SIB-L2_F0,11    DOWN
FPC6_T->SIB-L2_F0,12    DOWN
FPC6_B->SIB-L2_F0,13    UP
FPC7_T->SIB-L2_F0,14    DOWN
FPC7_B->SIB-L2_F0,15    DOWN
SIB2_F1 (F3 ):
SIB-S2_F0,00->SIB-L2_F1,00 UP
SIB-S2_F0,04->SIB-L2_F1,01 UP
SIB-S2_F3,11->SIB-L2_F1,02 UP
SIB-S2_F3,15->SIB-L2_F1,03 UP
SIB-S2_F0,08->SIB-L2_F1,04 UP
SIB-S2_F0,12->SIB-L2_F1,05 UP
SIB-S2_F3,03->SIB-L2_F1,06 UP
SIB-S2_F3,07->SIB-L2_F1,07 UP
SIB-S2_F1,00->SIB-L2_F1,08 UP
SIB-S2_F1,04->SIB-L2_F1,09 UP
SIB-S2_F2,11->SIB-L2_F1,10 UP
SIB-S2_F2,15->SIB-L2_F1,11 UP
SIB-S2_F1,08->SIB-L2_F1,12 UP
SIB-S2_F1,12->SIB-L2_F1,13 UP
SIB-S2_F2,03->SIB-L2_F1,14 UP
SIB-S2_F2,07->SIB-L2_F1,15 UP
Sib #4 :
-----
SIB4_F0 (F1 ):
FPC0_T->SIB-L4_F0,00    RESET
FPC0_B->SIB-L4_F0,01    UP
FPC1_T->SIB-L4_F0,02    RESET
FPC1_B->SIB-L4_F0,03    RESET
FPC2_T->SIB-L4_F0,04    RESET
FPC2_B->SIB-L4_F0,05    RESET
FPC3_T->SIB-L4_F0,06    RESET
FPC3_B->SIB-L4_F0,07    RESET
FPC4_T->SIB-L4_F0,08    RESET
FPC4_B->SIB-L4_F0,09    RESET
FPC5_T->SIB-L4_F0,10    RESET
FPC5_B->SIB-L4_F0,11    RESET
FPC6_T->SIB-L4_F0,12    RESET
FPC6_B->SIB-L4_F0,13    UP
FPC7_T->SIB-L4_F0,14    RESET
FPC7_B->SIB-L4_F0,15    RESET
SIB4_F1 (F3 ):
SIB-S4_F0,00->SIB-L4_F1,00 UP
SIB-S4_F0,04->SIB-L4_F1,01 UP
SIB-S4_F3,11->SIB-L4_F1,02 UP
SIB-S4_F3,15->SIB-L4_F1,03 UP
SIB-S4_F0,08->SIB-L4_F1,04 UP
SIB-S4_F0,12->SIB-L4_F1,05 UP
SIB-S4_F3,03->SIB-L4_F1,06 UP
SIB-S4_F3,07->SIB-L4_F1,07 UP
SIB-S4_F1,00->SIB-L4_F1,08 UP
SIB-S4_F1,04->SIB-L4_F1,09 UP
SIB-S4_F2,11->SIB-L4_F1,10 UP
SIB-S4_F2,15->SIB-L4_F1,11 UP
SIB-S4_F1,08->SIB-L4_F1,12 UP
SIB-S4_F1,12->SIB-L4_F1,13 UP
SIB-S4_F2,03->SIB-L4_F1,14 UP
SIB-S4_F2,07->SIB-L4_F1,15 UP
SIB-L2_F0,10->SIB-S2_F1,04 DOWN
SIB-L2_F0,11->SIB-S2_F1,00 DOWN
SIB-L2_F0,12->SIB-S2_F2,07 DOWN
SIB-L2_F0,13->SIB-S2_F2,03 DOWN
SIB-L2_F0,14->SIB-S2_F1,12 DOWN
SIB-L2_F0,15->SIB-S2_F1,08 DOWN
SIB-L2_F1,00->FPC7_B    DOWN
SIB-L2_F1,01->FPC7_T    DOWN
SIB-L2_F1,02->FPC6_B    DOWN
SIB-L2_F1,03->FPC6_T    DOWN
SIB-L2_F1,04->FPC5_B    DOWN
SIB-L2_F1,05->FPC5_T    DOWN
SIB-L2_F1,06->FPC4_B    DOWN
SIB-L2_F1,07->FPC4_T    DOWN
SIB-L2_F1,08->FPC3_B    DOWN
SIB-L2_F1,09->FPC3_T    DOWN
SIB-L2_F1,10->FPC2_B    DOWN
SIB-L2_F1,11->FPC2_T    DOWN
SIB-L2_F1,12->FPC1_B    DOWN
SIB-L2_F1,13->FPC1_T    DOWN
SIB-L2_F1,14->FPC0_B    DOWN
SIB-L2_F1,15->FPC0_T    DOWN
SIB-L4_F0,00->SIB-S4_F3,15 UP
SIB-L4_F0,01->SIB-S4_F3,11 UP
SIB-L4_F0,02->SIB-S4_F0,04 UP
SIB-L4_F0,03->SIB-S4_F0,00 UP
SIB-L4_F0,04->SIB-S4_F3,07 UP
SIB-L4_F0,05->SIB-S4_F3,03 UP
SIB-L4_F0,06->SIB-S4_F0,12 UP
SIB-L4_F0,07->SIB-S4_F0,08 UP
SIB-L4_F0,08->SIB-S4_F2,15 UP
SIB-L4_F0,09->SIB-S4_F2,11 UP
SIB-L4_F0,10->SIB-S4_F1,04 UP
SIB-L4_F0,11->SIB-S4_F1,00 UP
SIB-L4_F0,12->SIB-S4_F2,07 UP
SIB-L4_F0,13->SIB-S4_F2,03 UP
SIB-L4_F0,14->SIB-S4_F1,12 UP
SIB-L4_F0,15->SIB-S4_F1,08 UP
SIB-L4_F1,00->FPC7_B    UP
SIB-L4_F1,01->FPC7_T    UP
SIB-L4_F1,02->FPC6_B    UP
SIB-L4_F1,03->FPC6_T    UP
SIB-L4_F1,04->FPC5_B    UP
SIB-L4_F1,05->FPC5_T    UP
SIB-L4_F1,06->FPC4_B    UP
SIB-L4_F1,07->FPC4_T    UP
SIB-L4_F1,08->FPC3_B    UP
SIB-L4_F1,09->FPC3_T    UP
SIB-L4_F1,10->FPC2_B    UP
SIB-L4_F1,11->FPC2_T    UP
SIB-L4_F1,12->FPC1_B    UP
SIB-L4_F1,13->FPC1_T    UP
SIB-L4_F1,14->FPC0_B    UP
SIB-L4_F1,15->FPC0_T    UP

```

**show chassis fabric
topology (TX Matrix
Plus Router)**

```
user@host> show chassis fabric topology
sfc0-re0:
```

```
-----
1cc0-re0:
```

```
-----
SIB0
```

```
=====
```

```
Out-Links:
```

```
=====
```

LCC00_ST_SIB_L00	-> SFC0_F13_SIB_00	VCSEL Status	HSL2 Channel	HSL2 Status
=====				
FPC0_T_SG(0,0,0)_FB_D(04,11)	-> SF_1_00_FB_D(01,11)	OK	12	Up
FPC0_T_SG(0,0,1)_FB_D(04,10)	-> SF_1_00_FB_D(01,10)	OK	12	Up
FPC0_T_SG(0,0,2)_FB_D(04,09)	-> SF_1_00_FB_D(01,09)	OK	12	Up
FPC0_T_SG(0,0,3)_FB_D(04,08)	-> SF_1_00_FB_D(01,08)	OK	12	Up
FPC0_T_SG(0,0,4)_FB_D(04,07)	-> SF_1_00_FB_D(01,07)	OK	12	Up
FPC0_T_SG(0,0,5)_FB_D(04,06)	-> SF_1_00_FB_D(01,06)	OK	12	Up
FPC0_T_SG(0,0,6)_FB_D(04,05)	-> SF_1_00_FB_D(01,05)	OK	12	Up
FPC0_T_SG(0,0,7)_FB_D(04,04)	-> SF_1_00_FB_D(01,04)	OK	12	Up
FPC0_B_SG(0,1,0)_FB_D(03,07)	-> SF_1_10_FB_D(00,07)	OK	15	Up
FPC0_B_SG(0,1,1)_FB_D(03,06)	-> SF_1_10_FB_D(00,06)	OK	15	Up
FPC0_B_SG(0,1,2)_FB_D(03,05)	-> SF_1_10_FB_D(00,05)	OK	15	Up
FPC0_B_SG(0,1,3)_FB_D(03,04)	-> SF_1_10_FB_D(00,04)	OK	15	Up
FPC0_B_SG(0,1,4)_FB_D(03,03)	-> SF_1_10_FB_D(00,03)	OK	15	Up
FPC0_B_SG(0,1,5)_FB_D(03,02)	-> SF_1_10_FB_D(00,02)	OK	15	Up
FPC0_B_SG(0,1,6)_FB_D(03,01)	-> SF_1_10_FB_D(00,01)	OK	15	Up
FPC0_B_SG(0,1,7)_FB_D(03,00)	-> SF_1_10_FB_D(00,00)	OK	15	Up
FPC1_T_SG(0,2,0)_FB_D(05,08)	-> SF_1_02_FB_D(02,08)	OK	18	Up
FPC1_T_SG(0,2,1)_FB_D(05,07)	-> SF_1_02_FB_D(02,07)	OK	18	Up
FPC1_T_SG(0,2,2)_FB_D(05,06)	-> SF_1_02_FB_D(02,06)	OK	18	Up
FPC1_T_SG(0,2,3)_FB_D(05,05)	-> SF_1_02_FB_D(02,05)	OK	18	Up
FPC1_T_SG(0,2,4)_FB_D(05,03)	-> SF_1_02_FB_D(02,03)	OK	18	Up
FPC1_T_SG(0,2,5)_FB_D(05,02)	-> SF_1_02_FB_D(02,02)	OK	18	Up
FPC1_T_SG(0,2,6)_FB_D(05,01)	-> SF_1_02_FB_D(02,01)	HIGH	CUR	18
FPC1_T_SG(0,2,7)_FB_D(05,00)	-> SF_1_02_FB_D(02,00)	OK	18	Up
FPC1_B_SG(0,3,0)_FB_D(04,03)	-> SF_1_11_FB_D(01,03)	OK	21	Up
FPC1_B_SG(0,3,1)_FB_D(04,02)	-> SF_1_11_FB_D(01,02)	OK	21	Up
FPC1_B_SG(0,3,2)_FB_D(04,01)	-> SF_1_11_FB_D(01,01)	OK	21	Up
FPC1_B_SG(0,3,3)_FB_D(04,00)	-> SF_1_11_FB_D(01,00)	OK	21	Up
FPC1_B_SG(0,3,4)_FB_D(03,11)	-> SF_1_11_FB_D(00,11)	OK	21	Up
FPC1_B_SG(0,3,5)_FB_D(03,10)	-> SF_1_11_FB_D(00,10)	OK	21	Up
FPC1_B_SG(0,3,6)_FB_D(03,09)	-> SF_1_11_FB_D(00,09)	OK	21	Up
FPC1_B_SG(0,3,7)_FB_D(03,08)	-> SF_1_11_FB_D(00,08)	OK	21	Up
FPC2_T_SG(1,0,0)_FB_C(10,11)	-> SF_1_04_FB_C(07,11)	OK	12	Up
FPC2_T_SG(1,0,1)_FB_C(10,10)	-> SF_1_04_FB_C(07,10)	OK	12	Up
FPC2_T_SG(1,0,2)_FB_C(10,09)	-> SF_1_04_FB_C(07,09)	OK	12	Up
FPC2_T_SG(1,0,3)_FB_C(10,08)	-> SF_1_04_FB_C(07,08)	OK	12	Up
FPC2_T_SG(1,0,4)_FB_C(10,07)	-> SF_1_04_FB_C(07,07)	OK	12	Up
FPC2_T_SG(1,0,5)_FB_C(10,06)	-> SF_1_04_FB_C(07,06)	OK	12	Up
FPC2_T_SG(1,0,6)_FB_C(10,05)	-> SF_1_04_FB_C(07,05)	OK	12	Up
FPC2_T_SG(1,0,7)_FB_C(10,04)	-> SF_1_04_FB_C(07,04)	OK	12	Up
FPC2_B_SG(1,1,0)_FB_C(09,07)	-> SF_1_14_FB_C(06,07)	OK	15	Up
FPC2_B_SG(1,1,1)_FB_C(09,06)	-> SF_1_14_FB_C(06,06)	OK	15	Up
FPC2_B_SG(1,1,2)_FB_C(09,05)	-> SF_1_14_FB_C(06,05)	OK	15	Up
FPC2_B_SG(1,1,3)_FB_C(09,04)	-> SF_1_14_FB_C(06,04)	OK	15	Up
FPC2_B_SG(1,1,4)_FB_C(09,03)	-> SF_1_14_FB_C(06,03)	OK	15	Up
FPC2_B_SG(1,1,5)_FB_C(09,02)	-> SF_1_14_FB_C(06,02)	OK	15	Up

FPC2_B_SG(1,1,6)_FB_C(09,01)	-> SF_1_14_FB_C(06,01)	OK	15	Up
FPC2_B_SG(1,1,7)_FB_C(09,00)	-> SF_1_14_FB_C(06,00)	OK	15	Up
FPC3_T_SG(1,2,0)_FB_C(11,08)	-> SF_1_06_FB_C(08,08)	OK	18	Up
FPC3_T_SG(1,2,1)_FB_C(11,07)	-> SF_1_06_FB_C(08,07)	OK	18	Up
FPC3_T_SG(1,2,2)_FB_C(11,06)	-> SF_1_06_FB_C(08,06)	OK	18	Up
FPC3_T_SG(1,2,3)_FB_C(11,05)	-> SF_1_06_FB_C(08,05)	OK	18	Up
FPC3_T_SG(1,2,4)_FB_C(11,03)	-> SF_1_06_FB_C(08,03)	OK	18	Up
FPC3_T_SG(1,2,5)_FB_C(11,02)	-> SF_1_06_FB_C(08,02)	OK	18	Up
FPC3_T_SG(1,2,6)_FB_C(11,01)	-> SF_1_06_FB_C(08,01)	OK	18	Up
FPC3_T_SG(1,2,7)_FB_C(11,00)	-> SF_1_06_FB_C(08,00)	OK	18	Up
FPC3_B_SG(1,3,0)_FB_C(10,03)	-> SF_1_15_FB_C(07,03)	OK	21	Up
FPC3_B_SG(1,3,1)_FB_C(10,02)	-> SF_1_15_FB_C(07,02)	OK	21	Up
FPC3_B_SG(1,3,2)_FB_C(10,01)	-> SF_1_15_FB_C(07,01)	HIGH	CUR	21
FPC3_B_SG(1,3,3)_FB_C(10,00)	-> SF_1_15_FB_C(07,00)	OK	21	Up
FPC3_B_SG(1,3,4)_FB_C(09,11)	-> SF_1_15_FB_C(06,11)	OK	21	Up
FPC3_B_SG(1,3,5)_FB_C(09,10)	-> SF_1_15_FB_C(06,10)	OK	21	Up
FPC3_B_SG(1,3,6)_FB_C(09,09)	-> SF_1_15_FB_C(06,09)	OK	21	Up
FPC3_B_SG(1,3,7)_FB_C(09,08)	-> SF_1_15_FB_C(06,08)	OK	21	Up
FPC4_T_SG(2,0,0)_FB_B(16,11)	-> SF_1_01_FB_B(13,11)	OK	12	Up
FPC4_T_SG(2,0,1)_FB_B(16,10)	-> SF_1_01_FB_B(13,10)	OK	12	Up
FPC4_T_SG(2,0,2)_FB_B(16,09)	-> SF_1_01_FB_B(13,09)	OK	12	Up
FPC4_T_SG(2,0,3)_FB_B(16,08)	-> SF_1_01_FB_B(13,08)	OK	12	Up
FPC4_T_SG(2,0,4)_FB_B(16,07)	-> SF_1_01_FB_B(13,07)	OK	12	Up
FPC4_T_SG(2,0,5)_FB_B(16,06)	-> SF_1_01_FB_B(13,06)	OK	12	Up
FPC4_T_SG(2,0,6)_FB_B(16,05)	-> SF_1_01_FB_B(13,05)	OK	12	Up
FPC4_T_SG(2,0,7)_FB_B(16,04)	-> SF_1_01_FB_B(13,04)	OK	12	Up
FPC4_B_SG(2,1,0)_FB_B(15,07)	-> SF_1_08_FB_B(12,07)	OK	15	Up
FPC4_B_SG(2,1,1)_FB_B(15,06)	-> SF_1_08_FB_B(12,06)	OK	15	Up
FPC4_B_SG(2,1,2)_FB_B(15,05)	-> SF_1_08_FB_B(12,05)	OK	15	Up
FPC4_B_SG(2,1,3)_FB_B(15,04)	-> SF_1_08_FB_B(12,04)	OK	15	Up
FPC4_B_SG(2,1,4)_FB_B(15,03)	-> SF_1_08_FB_B(12,03)	OK	15	Up
FPC4_B_SG(2,1,5)_FB_B(15,02)	-> SF_1_08_FB_B(12,02)	OK	15	Up
FPC4_B_SG(2,1,6)_FB_B(15,01)	-> SF_1_08_FB_B(12,01)	OK	15	Up
FPC4_B_SG(2,1,7)_FB_B(15,00)	-> SF_1_08_FB_B(12,00)	OK	15	Up
FPC5_T_SG(2,2,0)_FB_B(17,08)	-> SF_1_03_FB_B(14,08)	OK	18	Up
FPC5_T_SG(2,2,1)_FB_B(17,07)	-> SF_1_03_FB_B(14,07)	OK	18	Up
FPC5_T_SG(2,2,2)_FB_B(17,06)	-> SF_1_03_FB_B(14,06)	OK	18	Up
FPC5_T_SG(2,2,3)_FB_B(17,05)	-> SF_1_03_FB_B(14,05)	OK	18	Up
FPC5_T_SG(2,2,4)_FB_B(17,03)	-> SF_1_03_FB_B(14,03)	OK	18	Up
FPC5_T_SG(2,2,5)_FB_B(17,02)	-> SF_1_03_FB_B(14,02)	OK	18	Up
FPC5_T_SG(2,2,6)_FB_B(17,01)	-> SF_1_03_FB_B(14,01)	OK	18	Up
FPC5_T_SG(2,2,7)_FB_B(17,00)	-> SF_1_03_FB_B(14,00)	OK	18	Up
FPC5_B_SG(2,3,0)_FB_B(16,03)	-> SF_1_09_FB_B(13,03)	OK	21	Up
FPC5_B_SG(2,3,1)_FB_B(16,02)	-> SF_1_09_FB_B(13,02)	OK	21	Up
FPC5_B_SG(2,3,2)_FB_B(16,01)	-> SF_1_09_FB_B(13,01)	OK	21	Up
FPC5_B_SG(2,3,3)_FB_B(16,00)	-> SF_1_09_FB_B(13,00)	OK	21	Up
FPC5_B_SG(2,3,4)_FB_B(15,11)	-> SF_1_09_FB_B(12,11)	OK	21	Up
FPC5_B_SG(2,3,5)_FB_B(15,10)	-> SF_1_09_FB_B(12,10)	OK	21	Up
FPC5_B_SG(2,3,6)_FB_B(15,09)	-> SF_1_09_FB_B(12,09)	OK	21	Up
FPC5_B_SG(2,3,7)_FB_B(15,08)	-> SF_1_09_FB_B(12,08)	OK	21	Up
FPC6_T_SG(3,0,0)_FB_A(22,11)	-> SF_1_05_FB_A(19,11)	OK	12	Up
FPC6_T_SG(3,0,1)_FB_A(22,10)	-> SF_1_05_FB_A(19,10)	OK	12	Up
FPC6_T_SG(3,0,2)_FB_A(22,09)	-> SF_1_05_FB_A(19,09)	OK	12	Up
FPC6_T_SG(3,0,3)_FB_A(22,08)	-> SF_1_05_FB_A(19,08)	OK	12	Up
FPC6_T_SG(3,0,4)_FB_A(22,07)	-> SF_1_05_FB_A(19,07)	OK	12	Up
FPC6_T_SG(3,0,5)_FB_A(22,06)	-> SF_1_05_FB_A(19,06)	OK	12	Up
FPC6_T_SG(3,0,6)_FB_A(22,05)	-> SF_1_05_FB_A(19,05)	OK	12	Up
FPC6_T_SG(3,0,7)_FB_A(22,04)	-> SF_1_05_FB_A(19,04)	OK	12	Up
FPC6_B_SG(3,1,0)_FB_A(21,07)	-> SF_1_12_FB_A(18,07)	OK	15	Up
FPC6_B_SG(3,1,1)_FB_A(21,06)	-> SF_1_12_FB_A(18,06)	OK	15	Up
...				

show chassis fabric topology sfc (TX
Matrix Plus Router)

```
user@host> show chassis fabric topology sfc 0
sfc0-re0:
```

```
-----
F13_SIB0
```

```
=====
```

```
Out-Links:
```

```
=====
```

SFC0_F13_SIB_00	-> LCC00_ST_SIB_L00	VCSEL Status	HSL2 Channel	HSL2 Status
=====				
SF_3_00_FB_D(04,11)	-> FPC0_T_SG(0,0,0)_FB_D(01,11)	OK	112	Up
SF_3_00_FB_D(04,10)	-> FPC0_T_SG(0,0,1)_FB_D(01,10)	OK	112	Up
SF_3_00_FB_D(04,09)	-> FPC0_T_SG(0,0,2)_FB_D(01,09)	OK	112	Up
SF_3_00_FB_D(04,08)	-> FPC0_T_SG(0,0,3)_FB_D(01,08)	OK	112	Up
SF_3_00_FB_D(04,07)	-> FPC0_T_SG(0,0,4)_FB_D(01,07)	OK	112	Up
SF_3_00_FB_D(04,06)	-> FPC0_T_SG(0,0,5)_FB_D(01,06)	OK	112	Up
SF_3_00_FB_D(04,05)	-> FPC0_T_SG(0,0,6)_FB_D(01,05)	OK	112	Up
SF_3_00_FB_D(04,04)	-> FPC0_T_SG(0,0,7)_FB_D(01,04)	OK	112	Up
SF_3_01_FB_B(16,11)	-> FPC4_T_SG(2,0,0)_FB_B(13,11)	OK	119	Up
SF_3_01_FB_B(16,10)	-> FPC4_T_SG(2,0,1)_FB_B(13,10)	OK	119	Up
SF_3_01_FB_B(16,09)	-> FPC4_T_SG(2,0,2)_FB_B(13,09)	OK	119	Up
SF_3_01_FB_B(16,08)	-> FPC4_T_SG(2,0,3)_FB_B(13,08)	OK	119	Up
SF_3_01_FB_B(16,07)	-> FPC4_T_SG(2,0,4)_FB_B(13,07)	OK	119	Up
SF_3_01_FB_B(16,06)	-> FPC4_T_SG(2,0,5)_FB_B(13,06)	OK	119	Up
SF_3_01_FB_B(16,05)	-> FPC4_T_SG(2,0,6)_FB_B(13,05)	OK	119	Up
SF_3_01_FB_B(16,04)	-> FPC4_T_SG(2,0,7)_FB_B(13,04)	OK	119	Up
SF_3_02_FB_D(05,08)	-> FPC1_T_SG(0,2,0)_FB_D(02,08)	OK	126	Up
SF_3_02_FB_D(05,07)	-> FPC1_T_SG(0,2,1)_FB_D(02,07)	OK	126	Up
SF_3_02_FB_D(05,06)	-> FPC1_T_SG(0,2,2)_FB_D(02,06)	OK	126	Up
SF_3_02_FB_D(05,05)	-> FPC1_T_SG(0,2,3)_FB_D(02,05)	OK	126	Up
SF_3_02_FB_D(05,03)	-> FPC1_T_SG(0,2,4)_FB_D(02,03)	OK	126	Up
SF_3_02_FB_D(05,02)	-> FPC1_T_SG(0,2,5)_FB_D(02,02)	OK	126	Up
SF_3_02_FB_D(05,01)	-> FPC1_T_SG(0,2,6)_FB_D(02,01)	OK	126	Up
SF_3_02_FB_D(05,00)	-> FPC1_T_SG(0,2,7)_FB_D(02,00)	OK	126	Up
SF_3_03_FB_B(17,08)	-> FPC5_T_SG(2,2,0)_FB_B(14,08)	OK	133	Up
SF_3_03_FB_B(17,07)	-> FPC5_T_SG(2,2,1)_FB_B(14,07)	OK	133	Up
SF_3_03_FB_B(17,06)	-> FPC5_T_SG(2,2,2)_FB_B(14,06)	OK	133	Up
SF_3_03_FB_B(17,05)	-> FPC5_T_SG(2,2,3)_FB_B(14,05)	OK	133	Up
SF_3_03_FB_B(17,03)	-> FPC5_T_SG(2,2,4)_FB_B(14,03)	OK	133	Up
SF_3_03_FB_B(17,02)	-> FPC5_T_SG(2,2,5)_FB_B(14,02)	OK	133	Up
SF_3_03_FB_B(17,01)	-> FPC5_T_SG(2,2,6)_FB_B(14,01)	OK	133	Up
SF_3_03_FB_B(17,00)	-> FPC5_T_SG(2,2,7)_FB_B(14,00)	OK	133	Up
SF_3_04_FB_C(10,11)	-> FPC2_T_SG(1,0,0)_FB_C(07,11)	OK	140	Up
SF_3_04_FB_C(10,10)	-> FPC2_T_SG(1,0,1)_FB_C(07,10)	OK	140	Up
SF_3_04_FB_C(10,09)	-> FPC2_T_SG(1,0,2)_FB_C(07,09)	OK	140	Up
SF_3_04_FB_C(10,08)	-> FPC2_T_SG(1,0,3)_FB_C(07,08)	OK	140	Up
SF_3_04_FB_C(10,07)	-> FPC2_T_SG(1,0,4)_FB_C(07,07)	OK	140	Up
SF_3_04_FB_C(10,06)	-> FPC2_T_SG(1,0,5)_FB_C(07,06)	OK	140	Up
SF_3_04_FB_C(10,05)	-> FPC2_T_SG(1,0,6)_FB_C(07,05)	OK	140	Up
SF_3_04_FB_C(10,04)	-> FPC2_T_SG(1,0,7)_FB_C(07,04)	OK	140	Up
SF_3_05_FB_A(22,11)	-> FPC6_T_SG(3,0,0)_FB_A(19,11)	OK	147	Up
SF_3_05_FB_A(22,10)	-> FPC6_T_SG(3,0,1)_FB_A(19,10)	OK	147	Up
SF_3_05_FB_A(22,09)	-> FPC6_T_SG(3,0,2)_FB_A(19,09)	OK	147	Up
SF_3_05_FB_A(22,08)	-> FPC6_T_SG(3,0,3)_FB_A(19,08)	OK	147	Up
SF_3_05_FB_A(22,07)	-> FPC6_T_SG(3,0,4)_FB_A(19,07)	OK	147	Up
SF_3_05_FB_A(22,06)	-> FPC6_T_SG(3,0,5)_FB_A(19,06)	OK	147	Up
SF_3_05_FB_A(22,05)	-> FPC6_T_SG(3,0,6)_FB_A(19,05)	HIGH	CUR	147
SF_3_05_FB_A(22,04)	-> FPC6_T_SG(3,0,7)_FB_A(19,04)	OK	147	Up
SF_3_06_FB_C(11,08)	-> FPC3_T_SG(1,2,0)_FB_C(08,08)	OK	154	Up

```

SF_3_06_FB_C(11,07) -> FPC3_T_SG(1,2,1)_FB_C(08,07)    OK      154    Up
SF_3_06_FB_C(11,06) -> FPC3_T_SG(1,2,2)_FB_C(08,06)    OK      154    Up
SF_3_06_FB_C(11,05) -> FPC3_T_SG(1,2,3)_FB_C(08,05)    OK      154    Up
SF_3_06_FB_C(11,03) -> FPC3_T_SG(1,2,4)_FB_C(08,03)    OK      154    Up
SF_3_06_FB_C(11,02) -> FPC3_T_SG(1,2,5)_FB_C(08,02)    OK      154    Up
SF_3_06_FB_C(11,01) -> FPC3_T_SG(1,2,6)_FB_C(08,01)    OK      154    Up
...

```

show chassis fabric
topology lcc (TX Matrix
Plus Router)

```

user@host> show chassis fabric topology lcc 0
lcc0-re0:

```

SIB0

=====

Out-Links:

=====

LCC00_ST_SIB_L00	-> SFC0_F13_SIB_00	VCSEL Status	HSL2 Channel	HSL2 Status
FPC0_T_SG(0,0,0)_FB_D(04,11)	-> SF_1_00_FB_D(01,11)	OK	12	Up
FPC0_T_SG(0,0,1)_FB_D(04,10)	-> SF_1_00_FB_D(01,10)	OK	12	Up
FPC0_T_SG(0,0,2)_FB_D(04,09)	-> SF_1_00_FB_D(01,09)	OK	12	Up
FPC0_T_SG(0,0,3)_FB_D(04,08)	-> SF_1_00_FB_D(01,08)	OK	12	Up
FPC0_T_SG(0,0,4)_FB_D(04,07)	-> SF_1_00_FB_D(01,07)	OK	12	Up
FPC0_T_SG(0,0,5)_FB_D(04,06)	-> SF_1_00_FB_D(01,06)	OK	12	Up
FPC0_T_SG(0,0,6)_FB_D(04,05)	-> SF_1_00_FB_D(01,05)	OK	12	Up
FPC0_T_SG(0,0,7)_FB_D(04,04)	-> SF_1_00_FB_D(01,04)	OK	12	Up
FPC0_B_SG(0,1,0)_FB_D(03,07)	-> SF_1_10_FB_D(00,07)	OK	15	Up
FPC0_B_SG(0,1,1)_FB_D(03,06)	-> SF_1_10_FB_D(00,06)	OK	15	Up
FPC0_B_SG(0,1,2)_FB_D(03,05)	-> SF_1_10_FB_D(00,05)	OK	15	Up
FPC0_B_SG(0,1,3)_FB_D(03,04)	-> SF_1_10_FB_D(00,04)	OK	15	Up
FPC0_B_SG(0,1,4)_FB_D(03,03)	-> SF_1_10_FB_D(00,03)	OK	15	Up
FPC0_B_SG(0,1,5)_FB_D(03,02)	-> SF_1_10_FB_D(00,02)	OK	15	Up
FPC0_B_SG(0,1,6)_FB_D(03,01)	-> SF_1_10_FB_D(00,01)	OK	15	Up
FPC0_B_SG(0,1,7)_FB_D(03,00)	-> SF_1_10_FB_D(00,00)	OK	15	Up
FPC1_T_SG(0,2,0)_FB_D(05,08)	-> SF_1_02_FB_D(02,08)	OK	18	Up
FPC1_T_SG(0,2,1)_FB_D(05,07)	-> SF_1_02_FB_D(02,07)	OK	18	Up
FPC1_T_SG(0,2,2)_FB_D(05,06)	-> SF_1_02_FB_D(02,06)	OK	18	Up
FPC1_T_SG(0,2,3)_FB_D(05,05)	-> SF_1_02_FB_D(02,05)	OK	18	Up
FPC1_T_SG(0,2,4)_FB_D(05,03)	-> SF_1_02_FB_D(02,03)	OK	18	Up
FPC1_T_SG(0,2,5)_FB_D(05,02)	-> SF_1_02_FB_D(02,02)	OK	18	Up
FPC1_T_SG(0,2,6)_FB_D(05,01)	-> SF_1_02_FB_D(02,01)	HIGH	CUR	18
FPC1_T_SG(0,2,7)_FB_D(05,00)	-> SF_1_02_FB_D(02,00)	OK	18	Up
FPC1_B_SG(0,3,0)_FB_D(04,03)	-> SF_1_11_FB_D(01,03)	OK	21	Up
FPC1_B_SG(0,3,1)_FB_D(04,02)	-> SF_1_11_FB_D(01,02)	OK	21	Up
FPC1_B_SG(0,3,2)_FB_D(04,01)	-> SF_1_11_FB_D(01,01)	OK	21	Up
FPC1_B_SG(0,3,3)_FB_D(04,00)	-> SF_1_11_FB_D(01,00)	OK	21	Up
FPC1_B_SG(0,3,4)_FB_D(03,11)	-> SF_1_11_FB_D(00,11)	OK	21	Up
FPC1_B_SG(0,3,5)_FB_D(03,10)	-> SF_1_11_FB_D(00,10)	OK	21	Up
FPC1_B_SG(0,3,6)_FB_D(03,09)	-> SF_1_11_FB_D(00,09)	OK	21	Up
FPC1_B_SG(0,3,7)_FB_D(03,08)	-> SF_1_11_FB_D(00,08)	OK	21	Up
FPC2_T_SG(1,0,0)_FB_C(10,11)	-> SF_1_04_FB_C(07,11)	OK	12	Up
FPC2_T_SG(1,0,1)_FB_C(10,10)	-> SF_1_04_FB_C(07,10)	OK	12	Up
FPC2_T_SG(1,0,2)_FB_C(10,09)	-> SF_1_04_FB_C(07,09)	OK	12	Up
FPC2_T_SG(1,0,3)_FB_C(10,08)	-> SF_1_04_FB_C(07,08)	OK	12	Up
FPC2_T_SG(1,0,4)_FB_C(10,07)	-> SF_1_04_FB_C(07,07)	OK	12	Up
FPC2_T_SG(1,0,5)_FB_C(10,06)	-> SF_1_04_FB_C(07,06)	OK	12	Up
FPC2_T_SG(1,0,6)_FB_C(10,05)	-> SF_1_04_FB_C(07,05)	OK	12	Up
FPC2_T_SG(1,0,7)_FB_C(10,04)	-> SF_1_04_FB_C(07,04)	OK	12	Up
FPC2_B_SG(1,1,0)_FB_C(09,07)	-> SF_1_14_FB_C(06,07)	OK	15	Up

```

FPC2_B_SG(1,1,1)_FB_C(09,06) -> SF_1_14_FB_C(06,06)    OK      15    Up
FPC2_B_SG(1,1,2)_FB_C(09,05) -> SF_1_14_FB_C(06,05)    OK      15    Up
FPC2_B_SG(1,1,3)_FB_C(09,04) -> SF_1_14_FB_C(06,04)    OK      15    Up
FPC2_B_SG(1,1,4)_FB_C(09,03) -> SF_1_14_FB_C(06,03)    OK      15    Up
FPC2_B_SG(1,1,5)_FB_C(09,02) -> SF_1_14_FB_C(06,02)    OK      15    Up
FPC2_B_SG(1,1,6)_FB_C(09,01) -> SF_1_14_FB_C(06,01)    OK      15    Up
FPC2_B_SG(1,1,7)_FB_C(09,00) -> SF_1_14_FB_C(06,00)    OK      15    Up
FPC3_T_SG(1,2,0)_FB_C(11,08) -> SF_1_06_FB_C(08,08)    OK      18    Up
FPC3_T_SG(1,2,1)_FB_C(11,07) -> SF_1_06_FB_C(08,07)    OK      18    Up
FPC3_T_SG(1,2,2)_FB_C(11,06) -> SF_1_06_FB_C(08,06)    OK      18    Up
FPC3_T_SG(1,2,3)_FB_C(11,05) -> SF_1_06_FB_C(08,05)    OK      18    Up
FPC3_T_SG(1,2,4)_FB_C(11,03) -> SF_1_06_FB_C(08,03)    OK      18    Up
FPC3_T_SG(1,2,5)_FB_C(11,02) -> SF_1_06_FB_C(08,02)    OK      18    Up
FPC3_T_SG(1,2,6)_FB_C(11,01) -> SF_1_06_FB_C(08,01)    OK      18    Up
...

```

**show chassis fabric
topology (T4000 Core
Router)**

```

user@host> show chassis fabric topology 0
fchip (mode)

```

In-links	State	Out-links	State
----------	-------	-----------	-------

SIB0 :

Onboard Links

SIB0_XF1,14_0->SIB0_XF,00_0	Up	SIB0_XF,00_0->SIB0_XF1,14_0	Up
SIB0_XF,00_0->SIB0_XF1,14_0	Up	SIB0_XF1,14_0->SIB0_XF,00_0	Up
SIB0_XF1,13_0->SIB0_XF,01_0	Up	SIB0_XF,01_0->SIB0_XF1,13_0	Up
SIB0_XF,01_0->SIB0_XF1,13_0	Up	SIB0_XF1,13_0->SIB0_XF,01_0	Up
SIB0_XF1,12_0->SIB0_XF,02_0	Up	SIB0_XF,02_0->SIB0_XF1,12_0	Up
SIB0_XF,02_0->SIB0_XF1,12_0	Up	SIB0_XF1,12_0->SIB0_XF,02_0	Up
SIB0_XF1,11_0->SIB0_XF,03_0	Up	SIB0_XF,03_0->SIB0_XF1,11_0	Up
SIB0_XF,03_0->SIB0_XF1,11_0	Up	SIB0_XF1,11_0->SIB0_XF,03_0	Up
SIB0_XF1,10_0->SIB0_XF,04_0	Up	SIB0_XF,04_0->SIB0_XF1,10_0	Up
SIB0_XF,04_0->SIB0_XF1,10_0	Up	SIB0_XF1,10_0->SIB0_XF,04_0	Up
SIB0_XF1,09_0->SIB0_XF,05_0	Up	SIB0_XF,05_0->SIB0_XF1,09_0	Up
SIB0_XF,05_0->SIB0_XF1,09_0	Up	SIB0_XF1,09_0->SIB0_XF,05_0	Up
SIB0_XF2,14_0->SIB0_XF,06_0	Up	SIB0_XF,06_0->SIB0_XF2,14_0	Up
SIB0_XF,06_0->SIB0_XF2,14_0	Up	SIB0_XF2,14_0->SIB0_XF,06_0	Up
SIB0_XF2,13_0->SIB0_XF,07_0	Up	SIB0_XF,07_0->SIB0_XF2,13_0	Up
SIB0_XF,07_0->SIB0_XF2,13_0	Up	SIB0_XF2,13_0->SIB0_XF,07_0	Up
SIB0_XF2,12_0->SIB0_XF,08_0	Up	SIB0_XF,08_0->SIB0_XF2,12_0	Up
SIB0_XF,08_0->SIB0_XF2,12_0	Up	SIB0_XF2,12_0->SIB0_XF,08_0	Up
SIB0_XF2,11_0->SIB0_XF,09_0	Up	SIB0_XF,09_0->SIB0_XF2,11_0	Up
SIB0_XF,09_0->SIB0_XF2,11_0	Up	SIB0_XF2,11_0->SIB0_XF,09_0	Up
SIB0_XF2,10_0->SIB0_XF,10_0	Up	SIB0_XF,10_0->SIB0_XF2,10_0	Up
SIB0_XF,10_0->SIB0_XF2,10_0	Up	SIB0_XF2,10_0->SIB0_XF,10_0	Up
SIB0_XF2,09_0->SIB0_XF,11_0	Up	SIB0_XF,11_0->SIB0_XF2,09_0	Up
SIB0_XF,11_0->SIB0_XF2,09_0	Up	SIB0_XF2,09_0->SIB0_XF,11_0	Up
SIB0_XF3,13_0->SIB0_XF,12_0	Up	SIB0_XF,12_0->SIB0_XF3,13_0	Up
SIB0_XF,12_0->SIB0_XF3,13_0	Up	SIB0_XF3,13_0->SIB0_XF,12_0	Up
SIB0_XF3,12_0->SIB0_XF,13_0	Up	SIB0_XF,13_0->SIB0_XF3,12_0	Up
SIB0_XF,13_0->SIB0_XF3,12_0	Up	SIB0_XF3,12_0->SIB0_XF,13_0	Up
SIB0_XF3,11_0->SIB0_XF,14_0	Up	SIB0_XF,14_0->SIB0_XF3,11_0	Up
SIB0_XF,14_0->SIB0_XF3,11_0	Up	SIB0_XF3,11_0->SIB0_XF,14_0	Up
SIB0_XF3,10_0->SIB0_XF,15_0	Up	SIB0_XF,15_0->SIB0_XF3,10_0	Up
SIB0_XF,15_0->SIB0_XF3,10_0	Up	SIB0_XF3,10_0->SIB0_XF,15_0	Up

PFE Links

```

-----
FPC2PFE0->SIB0_XF1,05_0      Up      SIB0_XF1,05_0->FPC2PFE0      Up
FPC3PFE0->SIB0_XF2,15_0      Up      SIB0_XF2,15_0->FPC3PFE0      Up
FPC5PFE0->SIB0_XF2,05_0      Up      SIB0_XF2,05_0->FPC5PFE0      Up
FPC5PFE1->SIB0_XF2,07_0      Up      SIB0_XF2,07_0->FPC5PFE1      Up
FPC6PFE0->SIB0_XF3,01_0      Up      SIB0_XF3,01_0->FPC6PFE0      Up
FPC6PFE0->SIB0_XF3,01_1      Up      SIB0_XF3,01_1->FPC6PFE0      Up
FPC6PFE0->SIB0_XF3,02_0      Up      SIB0_XF3,02_0->FPC6PFE0      Up
FPC6PFE1->SIB0_XF3,03_0      Up      SIB0_XF3,03_0->FPC6PFE1      Up
FPC6PFE1->SIB0_XF3,03_1      Up      SIB0_XF3,03_1->FPC6PFE1      Up
FPC6PFE1->SIB0_XF3,02_1      Up      SIB0_XF3,02_1->FPC6PFE1      Up

```

**show chassis fabric
topology (PTX Series
Packet Transport
Switches)**

```

user@host> show chassis fabric topology
In-link  : FPC# FE# TQ# (TQ-TX sub-chnl #) ->
           SIB# TF#_FCORE# (TF-RX port#, TF-RX sub-chn#, TF-RX inst#)

Out-link  : SIB# TF#_FCORE# (TF-TX port#, TF-TX sub-chn#, TF-TX inst#) ->
           FPC# FE# TQ# (TQ-RX sub-chnl #)
(6, 4, 06) in FPC02FE0TQ0(02)->S01F0_0(6,4,06) will be TF Rx Port 6, TF CCL Rx
Sub-Channel 4, TF CCL Rx Instance 6.
(2, 7, 10) in S01F0_0(2,7,10)->FPC02FE0TQ0(02) will be TF-Tx Port 2, TF CCL Tx
Sub-channel 7, TF CCL Tx Instance 10.
SIB 0 FCHIP 0 FCORE 0 :

```

In-links	State	Out-links	State
FPC00FE0TQ0(00)->S00F0_0(7,4,07)	OK	S00F0_0(3,7,11)->FPC00FE0TQ0(00)	OK
FPC00FE1TQ1(00)->S00F0_0(7,6,07)	OK	S00F0_0(3,5,11)->FPC00FE1TQ1(00)	OK
FPC00FE2TQ2(00)->S00F0_0(7,5,07)	OK	S00F0_0(3,6,11)->FPC00FE2TQ2(00)	OK
FPC00FE3TQ3(00)->S00F0_0(7,7,07)	OK	S00F0_0(3,4,11)->FPC00FE3TQ3(00)	OK
FPC01FE0TQ0(00)->S00F0_0(7,0,07)	OK	S00F0_0(3,3,11)->FPC01FE0TQ0(00)	OK
FPC01FE1TQ1(00)->S00F0_0(7,1,07)	OK	S00F0_0(3,1,11)->FPC01FE1TQ1(00)	OK
FPC01FE2TQ2(00)->S00F0_0(7,2,07)	OK	S00F0_0(3,2,11)->FPC01FE2TQ2(00)	Error
FPC01FE3TQ3(00)->S00F0_0(7,3,07)	OK	S00F0_0(3,0,11)->FPC01FE3TQ3(00)	OK
FPC02FE0TQ0(00)->S00F0_0(6,4,06)	OK	S00F0_0(2,7,10)->FPC02FE0TQ0(00)	OK
FPC02FE1TQ1(00)->S00F0_0(6,5,06)	OK	S00F0_0(2,5,10)->FPC02FE1TQ1(00)	OK
FPC02FE2TQ2(00)->S00F0_0(6,6,06)	OK	S00F0_0(2,6,10)->FPC02FE2TQ2(00)	OK
FPC02FE3TQ3(00)->S00F0_0(6,7,06)	OK	S00F0_0(2,4,10)->FPC02FE3TQ3(00)	OK
FPC03FE0TQ0(00)->S00F0_0(6,0,06)	Down	S00F0_0(2,3,10)->FPC03FE0TQ0(00)	Down
FPC03FE1TQ1(00)->S00F0_0(6,1,06)	Down	S00F0_0(2,0,10)->FPC03FE1TQ1(00)	Down
FPC03FE2TQ2(00)->S00F0_0(6,2,06)	Down	S00F0_0(2,2,10)->FPC03FE2TQ2(00)	Down
FPC03FE3TQ3(00)->S00F0_0(6,3,06)	Down	S00F0_0(2,1,10)->FPC03FE3TQ3(00)	Down
FPC04FE0TQ0(00)->S00F0_0(5,4,05)	OK	S00F0_0(1,7,09)->FPC04FE0TQ0(00)	OK
FPC04FE1TQ1(00)->S00F0_0(5,5,05)	OK	S00F0_0(1,6,09)->FPC04FE1TQ1(00)	OK
FPC04FE2TQ2(00)->S00F0_0(5,6,05)	OK	S00F0_0(1,4,09)->FPC04FE2TQ2(00)	OK
FPC04FE3TQ3(00)->S00F0_0(5,7,05)	OK	S00F0_0(1,5,09)->FPC04FE3TQ3(00)	OK
FPC05FE0TQ0(00)->S00F0_0(5,0,05)	OK	S00F0_0(1,3,09)->FPC05FE0TQ0(00)	OK
FPC05FE1TQ1(00)->S00F0_0(5,1,05)	OK	S00F0_0(1,0,09)->FPC05FE1TQ1(00)	OK
FPC05FE2TQ2(00)->S00F0_0(5,2,05)	OK	S00F0_0(1,2,09)->FPC05FE2TQ2(00)	OK
FPC05FE3TQ3(00)->S00F0_0(5,3,05)	OK	S00F0_0(1,1,09)->FPC05FE3TQ3(00)	OK
FPC06FE0TQ0(00)->S00F0_0(4,4,04)	Down	S00F0_0(0,7,08)->FPC06FE0TQ0(00)	Down
FPC06FE1TQ1(00)->S00F0_0(4,5,04)	Down	S00F0_0(0,5,08)->FPC06FE1TQ1(00)	Down
FPC06FE2TQ2(00)->S00F0_0(4,6,04)	Down	S00F0_0(0,6,08)->FPC06FE2TQ2(00)	Down
FPC06FE3TQ3(00)->S00F0_0(4,7,04)	Down	S00F0_0(0,4,08)->FPC06FE3TQ3(00)	Down
FPC07FE0TQ0(00)->S00F0_0(4,2,04)	Down	S00F0_0(0,3,08)->FPC07FE0TQ0(00)	Down
FPC07FE1TQ1(00)->S00F0_0(4,0,04)	Down	S00F0_0(0,0,08)->FPC07FE1TQ1(00)	Down
FPC07FE2TQ2(00)->S00F0_0(4,1,04)	Down	S00F0_0(0,1,08)->FPC07FE2TQ2(00)	Down
FPC07FE3TQ3(00)->S00F0_0(4,3,04)	Down	S00F0_0(0,2,08)->FPC07FE3TQ3(00)	Down

SIB 0 FCHIP 0 FCORE 1 :

In-links	State	Out-links	State
FPC00FE0TQ0(01)->S00F0_1(3,4,11)	OK	S00F0_1(7,6,07)->FPC00FE0TQ0(01)	OK
FPC00FE1TQ1(01)->S00F0_1(3,5,11)	OK	S00F0_1(7,4,07)->FPC00FE1TQ1(01)	OK
FPC00FE2TQ2(01)->S00F0_1(3,6,11)	OK	S00F0_1(7,7,07)->FPC00FE2TQ2(01)	OK
FPC00FE3TQ3(01)->S00F0_1(3,7,11)	OK	S00F0_1(7,5,07)->FPC00FE3TQ3(01)	OK
FPC01FE0TQ0(01)->S00F0_1(3,0,11)	OK	S00F0_1(7,2,07)->FPC01FE0TQ0(01)	OK
FPC01FE1TQ1(01)->S00F0_1(3,1,11)	OK	S00F0_1(7,0,07)->FPC01FE1TQ1(01)	OK
FPC01FE2TQ2(01)->S00F0_1(3,2,11)	OK	S00F0_1(7,3,07)->FPC01FE2TQ2(01)	OK
FPC01FE3TQ3(01)->S00F0_1(3,3,11)	OK	S00F0_1(7,1,07)->FPC01FE3TQ3(01)	OK
FPC02FE0TQ0(01)->S00F0_1(2,4,10)	OK	S00F0_1(6,5,06)->FPC02FE0TQ0(01)	OK
FPC02FE1TQ1(01)->S00F0_1(2,5,10)	OK	S00F0_1(6,4,06)->FPC02FE1TQ1(01)	OK
FPC02FE2TQ2(01)->S00F0_1(2,6,10)	OK	S00F0_1(6,7,06)->FPC02FE2TQ2(01)	OK
FPC02FE3TQ3(01)->S00F0_1(2,7,10)	OK	S00F0_1(6,6,06)->FPC02FE3TQ3(01)	OK
FPC03FE0TQ0(01)->S00F0_1(2,0,10)	Down	S00F0_1(6,1,06)->FPC03FE0TQ0(01)	Down
FPC03FE1TQ1(01)->S00F0_1(2,1,10)	Down	S00F0_1(6,0,06)->FPC03FE1TQ1(01)	Down
FPC03FE2TQ2(01)->S00F0_1(2,2,10)	Down	S00F0_1(6,3,06)->FPC03FE2TQ2(01)	Down
FPC03FE3TQ3(01)->S00F0_1(2,3,10)	Down	S00F0_1(6,2,06)->FPC03FE3TQ3(01)	Down
FPC04FE0TQ0(01)->S00F0_1(1,4,09)	OK	S00F0_1(5,5,05)->FPC04FE0TQ0(01)	OK
FPC04FE1TQ1(01)->S00F0_1(1,5,09)	OK	S00F0_1(5,4,05)->FPC04FE1TQ1(01)	OK
FPC04FE2TQ2(01)->S00F0_1(1,6,09)	OK	S00F0_1(5,7,05)->FPC04FE2TQ2(01)	OK
FPC04FE3TQ3(01)->S00F0_1(1,7,09)	OK	S00F0_1(5,6,05)->FPC04FE3TQ3(01)	OK
FPC05FE0TQ0(01)->S00F0_1(1,0,09)	OK	S00F0_1(5,1,05)->FPC05FE0TQ0(01)	OK
FPC05FE1TQ1(01)->S00F0_1(1,1,09)	OK	S00F0_1(5,0,05)->FPC05FE1TQ1(01)	OK
FPC05FE2TQ2(01)->S00F0_1(1,2,09)	OK	S00F0_1(5,3,05)->FPC05FE2TQ2(01)	OK
FPC05FE3TQ3(01)->S00F0_1(1,3,09)	OK	S00F0_1(5,2,05)->FPC05FE3TQ3(01)	OK
FPC06FE0TQ0(01)->S00F0_1(0,4,08)	Down	S00F0_1(4,7,04)->FPC06FE0TQ0(01)	Down
FPC06FE1TQ1(01)->S00F0_1(0,5,08)	Down	S00F0_1(4,0,04)->FPC06FE1TQ1(01)	Down
FPC06FE2TQ2(01)->S00F0_1(0,6,08)	Down	S00F0_1(4,6,04)->FPC06FE2TQ2(01)	Down
FPC06FE3TQ3(01)->S00F0_1(0,7,08)	Down	S00F0_1(4,1,04)->FPC06FE3TQ3(01)	Down
FPC07FE0TQ0(01)->S00F0_1(0,0,08)	Down	S00F0_1(4,3,04)->FPC07FE0TQ0(01)	Down
FPC07FE1TQ1(01)->S00F0_1(0,1,08)	Down	S00F0_1(4,4,04)->FPC07FE1TQ1(01)	Down
FPC07FE2TQ2(01)->S00F0_1(0,2,08)	Down	S00F0_1(4,2,04)->FPC07FE2TQ2(01)	Down
FPC07FE3TQ3(01)->S00F0_1(0,3,08)	Down	S00F0_1(4,5,04)->FPC07FE3TQ3(01)	Down

SIB 1 FCHIP 0 FCORE 0 :

In-links	State	Out-links	State
FPC00FE0TQ0(02)->S01F0_0(7,4,07)	Error	S01F0_0(3,7,11)->FPC00FE0TQ0(02)	Down
FPC00FE1TQ1(02)->S01F0_0(7,6,07)	OK	S01F0_0(3,5,11)->FPC00FE1TQ1(02)	OK
FPC00FE2TQ2(02)->S01F0_0(7,5,07)	OK	S01F0_0(3,6,11)->FPC00FE2TQ2(02)	OK
FPC00FE3TQ3(02)->S01F0_0(7,7,07)	OK	S01F0_0(3,4,11)->FPC00FE3TQ3(02)	OK
FPC01FE0TQ0(02)->S01F0_0(7,0,07)	OK	S01F0_0(3,3,11)->FPC01FE0TQ0(02)	OK
FPC01FE1TQ1(02)->S01F0_0(7,1,07)	OK	S01F0_0(3,1,11)->FPC01FE1TQ1(02)	OK
FPC01FE2TQ2(02)->S01F0_0(7,2,07)	OK	S01F0_0(3,2,11)->FPC01FE2TQ2(02)	OK
FPC01FE3TQ3(02)->S01F0_0(7,3,07)	OK	S01F0_0(3,0,11)->FPC01FE3TQ3(02)	OK
FPC02FE0TQ0(02)->S01F0_0(6,4,06)	OK	S01F0_0(2,7,10)->FPC02FE0TQ0(02)	OK
FPC02FE1TQ1(02)->S01F0_0(6,5,06)	OK	S01F0_0(2,5,10)->FPC02FE1TQ1(02)	OK
FPC02FE2TQ2(02)->S01F0_0(6,6,06)	OK	S01F0_0(2,6,10)->FPC02FE2TQ2(02)	OK
FPC02FE3TQ3(02)->S01F0_0(6,7,06)	OK	S01F0_0(2,4,10)->FPC02FE3TQ3(02)	OK
FPC03FE0TQ0(02)->S01F0_0(6,0,06)	Down	S01F0_0(2,3,10)->FPC03FE0TQ0(02)	Down
FPC03FE1TQ1(02)->S01F0_0(6,1,06)	Down	S01F0_0(2,0,10)->FPC03FE1TQ1(02)	Down
FPC03FE2TQ2(02)->S01F0_0(6,2,06)	Down	S01F0_0(2,2,10)->FPC03FE2TQ2(02)	Down
FPC03FE3TQ3(02)->S01F0_0(6,3,06)	Down	S01F0_0(2,1,10)->FPC03FE3TQ3(02)	Down
FPC04FE0TQ0(02)->S01F0_0(5,4,05)	OK	S01F0_0(1,7,09)->FPC04FE0TQ0(02)	OK
FPC04FE1TQ1(02)->S01F0_0(5,5,05)	OK	S01F0_0(1,6,09)->FPC04FE1TQ1(02)	OK
FPC04FE2TQ2(02)->S01F0_0(5,6,05)	OK	S01F0_0(1,4,09)->FPC04FE2TQ2(02)	OK
FPC04FE3TQ3(02)->S01F0_0(5,7,05)	OK	S01F0_0(1,5,09)->FPC04FE3TQ3(02)	OK
FPC05FE0TQ0(02)->S01F0_0(5,0,05)	OK	S01F0_0(1,3,09)->FPC05FE0TQ0(02)	OK
FPC05FE1TQ1(02)->S01F0_0(5,1,05)	OK	S01F0_0(1,0,09)->FPC05FE1TQ1(02)	OK


```

FPC05FE2TQ2(02)->S01F0_0(5,2,05) OK      S01F0_0(1,2,09)->FPC05FE2TQ2(02) OK
FPC05FE3TQ3(02)->S01F0_0(5,3,05) OK      S01F0_0(1,1,09)->FPC05FE3TQ3(02) OK
FPC06FE0TQ0(02)->S01F0_0(4,4,04) Down    S01F0_0(0,7,08)->FPC06FE0TQ0(02) Down
FPC06FE1TQ1(02)->S01F0_0(4,5,04) Down    S01F0_0(0,5,08)->FPC06FE1TQ1(02) Down
FPC06FE2TQ2(02)->S01F0_0(4,6,04) Down    S01F0_0(0,6,08)->FPC06FE2TQ2(02) Down
FPC06FE3TQ3(02)->S01F0_0(4,7,04) Down    S01F0_0(0,4,08)->FPC06FE3TQ3(02) Down
FPC07FE0TQ0(02)->S01F0_0(4,2,04) Down    S01F0_0(0,3,08)->FPC07FE0TQ0(02) Down
FPC07FE1TQ1(02)->S01F0_0(4,0,04) Down    S01F0_0(0,0,08)->FPC07FE1TQ1(02) Down
FPC07FE2TQ2(02)->S01F0_0(4,1,04) Down    S01F0_0(0,1,08)->FPC07FE2TQ2(02) Down
FPC07FE3TQ3(02)->S01F0_0(4,3,04) Down    S01F0_0(0,2,08)->FPC07FE3TQ3(02) Down

```

SIB 1 FCHIP 0 FCORE 1 :

In-links	State	Out-links	State
FPC00FE0TQ0(03)->S01F0_1(3,4,11)	OK	S01F0_1(7,6,07)->FPC00FE0TQ0(03)	OK
FPC00FE1TQ1(03)->S01F0_1(3,5,11)	OK	S01F0_1(7,4,07)->FPC00FE1TQ1(03)	OK
FPC00FE2TQ2(03)->S01F0_1(3,6,11)	OK	S01F0_1(7,7,07)->FPC00FE2TQ2(03)	OK
FPC00FE3TQ3(03)->S01F0_1(3,7,11)	OK	S01F0_1(7,5,07)->FPC00FE3TQ3(03)	OK
FPC01FE0TQ0(03)->S01F0_1(3,0,11)	OK	S01F0_1(7,2,07)->FPC01FE0TQ0(03)	OK
FPC01FE1TQ1(03)->S01F0_1(3,1,11)	OK	S01F0_1(7,0,07)->FPC01FE1TQ1(03)	OK
FPC01FE2TQ2(03)->S01F0_1(3,2,11)	OK	S01F0_1(7,3,07)->FPC01FE2TQ2(03)	OK
FPC01FE3TQ3(03)->S01F0_1(3,3,11)	OK	S01F0_1(7,1,07)->FPC01FE3TQ3(03)	OK
FPC02FE0TQ0(03)->S01F0_1(2,4,10)	OK	S01F0_1(6,5,06)->FPC02FE0TQ0(03)	OK
FPC02FE1TQ1(03)->S01F0_1(2,5,10)	OK	S01F0_1(6,4,06)->FPC02FE1TQ1(03)	OK
FPC02FE2TQ2(03)->S01F0_1(2,6,10)	OK	S01F0_1(6,7,06)->FPC02FE2TQ2(03)	OK
FPC02FE3TQ3(03)->S01F0_1(2,7,10)	OK	S01F0_1(6,6,06)->FPC02FE3TQ3(03)	OK
FPC03FE0TQ0(03)->S01F0_1(2,0,10)	Down	S01F0_1(6,1,06)->FPC03FE0TQ0(03)	Down
FPC03FE1TQ1(03)->S01F0_1(2,1,10)	Down	S01F0_1(6,0,06)->FPC03FE1TQ1(03)	Down
FPC03FE2TQ2(03)->S01F0_1(2,2,10)	Down	S01F0_1(6,3,06)->FPC03FE2TQ2(03)	Down
FPC03FE3TQ3(03)->S01F0_1(2,3,10)	Down	S01F0_1(6,2,06)->FPC03FE3TQ3(03)	Down
FPC04FE0TQ0(03)->S01F0_1(1,4,09)	OK	S01F0_1(5,5,05)->FPC04FE0TQ0(03)	OK
FPC04FE1TQ1(03)->S01F0_1(1,5,09)	OK	S01F0_1(5,4,05)->FPC04FE1TQ1(03)	OK
FPC04FE2TQ2(03)->S01F0_1(1,6,09)	OK	S01F0_1(5,7,05)->FPC04FE2TQ2(03)	OK
FPC04FE3TQ3(03)->S01F0_1(1,7,09)	OK	S01F0_1(5,6,05)->FPC04FE3TQ3(03)	OK
FPC05FE0TQ0(03)->S01F0_1(1,0,09)	OK	S01F0_1(5,1,05)->FPC05FE0TQ0(03)	OK
FPC05FE1TQ1(03)->S01F0_1(1,1,09)	OK	S01F0_1(5,0,05)->FPC05FE1TQ1(03)	OK
FPC05FE2TQ2(03)->S01F0_1(1,2,09)	OK	S01F0_1(5,3,05)->FPC05FE2TQ2(03)	OK
FPC05FE3TQ3(03)->S01F0_1(1,3,09)	OK	S01F0_1(5,2,05)->FPC05FE3TQ3(03)	OK
FPC06FE0TQ0(03)->S01F0_1(0,4,08)	Down	S01F0_1(4,7,04)->FPC06FE0TQ0(03)	Down
FPC06FE1TQ1(03)->S01F0_1(0,5,08)	Down	S01F0_1(4,0,04)->FPC06FE1TQ1(03)	Down
FPC06FE2TQ2(03)->S01F0_1(0,6,08)	Down	S01F0_1(4,6,04)->FPC06FE2TQ2(03)	Down
FPC06FE3TQ3(03)->S01F0_1(0,7,08)	Down	S01F0_1(4,1,04)->FPC06FE3TQ3(03)	Down
FPC07FE0TQ0(03)->S01F0_1(0,0,08)	Down	S01F0_1(4,3,04)->FPC07FE0TQ0(03)	Down
FPC07FE1TQ1(03)->S01F0_1(0,1,08)	Down	S01F0_1(4,4,04)->FPC07FE1TQ1(03)	Down
FPC07FE2TQ2(03)->S01F0_1(0,2,08)	Down	S01F0_1(4,2,04)->FPC07FE2TQ2(03)	Down
FPC07FE3TQ3(03)->S01F0_1(0,3,08)	Down	S01F0_1(4,5,04)->FPC07FE3TQ3(03)	Down

show chassis feb

Syntax	show chassis feb
Release Information	Command introduced before Junos OS Release 7.4.
Description	(M5, M10, and M120 routers only) Display Forwarding Engine Board (FEB) status information.
Options	This command has no options.
Required Privilege Level	view
Related Documentation	<ul style="list-style-type: none"> • request chassis feb on page 182 • show chassis fabric feb on page 381 • show chassis fpc-feb-connectivity on page 501 • feb • Switching Control Board Redundancy
List of Sample Output	show chassis feb (M10 Router) on page 469 show chassis feb (M120 Router) on page 469 show chassis feb detail (M120 Router) on page 469
Output Fields	Table 75 on page 468 lists the output fields for the show chassis feb command. Output fields are listed in the approximate order in which they appear.

Table 75: show chassis feb

Field Name	Field Description
State	State of the FEB: <ul style="list-style-type: none"> • Offline—FEB is powered down. • Online—FEB is operational and running. • Check—FEB is in alarmed state where the Switch Interface Board (SIB) plane is partially operational for the following reasons: <ul style="list-style-type: none"> • FEB is not inserted properly. • Two or more links between the FEB and Packet Forwarding Engine fail.
Temp (C) or Intake temperature	Temperature of the air passing by the FEB, in degrees Celsius or in both degrees Celsius and degrees Fahrenheit.
CPU Utilization (%)	Percentage of CPU being used: <ul style="list-style-type: none"> • Total—Total percentage of CPU being used by the FEB processor. • Interrupt—Of the total CPU being used by the FEB processor, the percentage being used for interrupts.
Memory DRAM (MB)	Total DRAM, in megabytes, available to the FEB processor.

Table 75: show chassis feb (continued)

Field Name	Field Description
Utilization (%)	Percentage of memory utilization: <ul style="list-style-type: none"> Heap—Percentage of heap space (dynamic memory) being used by the FEB processor. If this number exceeds 80 percent, you might experience a software problem (memory leak). Buffer—Percentage of buffer space being used by the FPC processor for buffering internal messages.
Exhaust A temperature	Temperature of the air flowing past Exhaust A.
Exhaust B temperature	Temperature of the air flowing past Exhaust B.
Total DDR DRAM	Amount of double data rate dynamic random access memory (DDR DRAM) available to the FEB CPU.
Total RDRAM	Amount of reduced latency dynamic random access memory (RDRAM) available to the FEB CPU.
Start time (Detail output only)	Time when the Routing Engine detected that the FEB was running.
Uptime (Detail output only)	How long the Routing Engine has been connected to the FEB, and therefore, how long the Flexible PIC Concentrator (PIC) has been up and running.

Sample Output

```

show chassis feb (M10 Router) user@host> show chassis feb
                                FEB status:
                                Temperature      27 degrees C / 80 degrees F
                                CPU utilization    3 percent
                                Interrupt utilization 0 percent
                                Heap utilization   26 percent
                                Buffer utilization  50 percent
                                Total CPU DRAM     64 MB
                                Internet Processor II Version 1, Foundry IBM, Part number 9
                                Start time:       2010-05-23 13:59:51 PDT
                                Uptime:           6 hours, 33 minutes, 11 seconds

```

```

show chassis feb (M120 Router) user@host> show chassis feb
                                Temp CPU Utilization (%) Memory Utilization (%)
                                Slot State (C) Total Interrupt DRAM (MB) Heap Buffer
                                0 Online 47 4 0 512 7 60
                                1 Online 54 3 0 512 7 59
                                2 Online 50 4 0 512 7 59
                                3 Online 49 4 0 512 7 59
                                4 Online 46 3 0 512 7 59
                                5 Online 35 3 0 512 7 59

```

```

show chassis feb detail (M120 Router) user@host> show chassis feb detail
Slot 0 information:
State Online
Intake temperature 48 degrees C / 118 degrees F
Exhaust A temperature 51 degrees C / 123 degrees F
Exhaust B temperature 52 degrees C / 125 degrees F
Total DDR DRAM 512 MB
Total RDRAM 32 MB

```

```
Start time:                2006-06-28 15:00:40 PDT
Uptime:                    10 minutes, 21 seconds
Slot 1 information:
  State                     Online
  Intake temperature        55 degrees C / 131 degrees F
  Exhaust A temperature     46 degrees C / 114 degrees F
  Exhaust B temperature     45 degrees C / 113 degrees F
  Total DDR DRAM            512 MB
  Total RLDRAM              32 MB
  Start time:               2006-06-28 15:00:33 PDT
  Uptime:                   10 minutes, 28 seconds
Slot 2 information:
  State                     Online
  Intake temperature        50 degrees C / 122 degrees F
  Exhaust A temperature     47 degrees C / 116 degrees F
  Exhaust B temperature     47 degrees C / 116 degrees F
  Total DDR DRAM            512 MB
  Total RLDRAM              32 MB
  Start time:               2006-06-28 15:00:35 PDT
  Uptime:                   10 minutes, 26 seconds
Slot 3 information:
  State                     Online
  Intake temperature        49 degrees C / 120 degrees F
  Exhaust A temperature     47 degrees C / 116 degrees F
  Exhaust B temperature     49 degrees C / 120 degrees F
  Total DDR DRAM            512 MB
  Total RLDRAM              32 MB
  Start time:               2006-06-28 15:00:43 PDT
  Uptime:                   10 minutes, 18 seconds
Slot 4 information:
  State                     Online
  Intake temperature        45 degrees C / 113 degrees F
  Exhaust A temperature     42 degrees C / 107 degrees F
  Exhaust B temperature     42 degrees C / 107 degrees F
  Total DDR DRAM            512 MB
  Total RLDRAM              32 MB
  Start time:               2006-06-28 15:00:29 PDT
  Uptime:                   10 minutes, 32 seconds
Slot 5 information:
  State                     Online
  Intake temperature        35 degrees C / 95 degrees F
  Exhaust A temperature     33 degrees C / 91 degrees F
  Exhaust B temperature     40 degrees C / 104 degrees F
  Total DDR DRAM            512 MB
  Total RLDRAM              32 MB
  Start time:               2006-06-28 15:00:27 PDT
  Uptime:                   10 minutes, 34 seconds
```

show chassis firmware

Syntax	show chassis firmware
Syntax (TX Matrix Router)	show chassis firmware <lcc <i>number</i> scc>
Syntax (TX Matrix Plus Router)	show chassis firmware <lcc <i>number</i> sfc <i>number</i> >
Syntax (MX Series Router)	show chassis firmware <all-members> <local> <member <i>member-id</i> >
Syntax (QFX Series)	show chassis firmware interconnect-device <i>name</i> node-device <i>name</i>
Release Information	<p>Command introduced before Junos OS Release 7.4.</p> <p>Command introduced in Junos OS Release 9.4 for EX Series switches.</p> <p>sfc option introduced for the TX Matrix Plus router in Junos OS Release 9.6.</p> <p>Command introduced for EX8200 switches in Junos OS Release 10.2 for EX Series switches.</p> <p>Command introduced in Junos OS Release 11.1 for the QFX Series.</p>
Description	<p>On routers and switches, display the version levels of the firmware running on the System Control Board (SCB), Switching and Forwarding Module (SFM), System and Switch Board (SSB), Forwarding Engine Board (FEB), Flexible PIC Concentrators (FPCs), and Routing Engines. On a TX Matrix Plus router, display the version levels of the firmware running on the FPCs and the Switch Processor Mezzanine Board (SPMBs).</p> <p>On EX2200, EX3200, and EX4200 switches, and the QFX Series, display the version levels of the firmware running on the switch. On an EX8208 switch, display the version levels of the firmware running on the Switch Fabric and Routing Engine (SRE) modules and on the line cards (shown as FPCs). On an EX8216 switch, display the version levels of the firmware running on the Routing Engine (RE) modules and on the line cards (shown as FPCs).</p>
Options	<p>none—Display the version levels of the firmware running. For an EX4200 switch that is a member of a Virtual Chassis, display version levels for all members. For a TX Matrix router, display version levels for the firmware on the TX Matrix router and on all the T640 routers connected to the TX Matrix router. For a TX Matrix Plus router, display version levels for the firmware on the TX Matrix Plus router and on all the T1600 routers connected to the TX Matrix Plus router.</p> <p>all-members—(MX Series routers only) (Optional) Display the version levels of the firmware running for all members of the Virtual Chassis configuration.</p>

interconnect-device *name*—(QFabric switches) (Optional) Display the version levels of the firmware running on the Interconnect device.

lcc *number*—(TX Matrix and TX Matrix Plus routers only) (Optional) On a TX Matrix router, display version levels for the firmware on a specified T640 router (or line-card chassis) that is connected to the TX Matrix router. On a TX Matrix Plus router, display the version levels for the firmware on a specified T1600 router (or line-card chassis) that is connected to the TX Matrix Plus router. Replace ***number*** with a value from **0** through **3**.

local—(MX Series routers only) (Optional) Display the version levels of the firmware running for the local Virtual Chassis member.

member *member-id*—(MX Series routers only) (Optional) Display the version levels of the firmware running for the specified member of the Virtual Chassis configuration. Replace ***member-id*** with a value of **0** or **1**.

node-device—(QFabric switches only) (Optional) Display the version levels of the firmware running on the Node device.

scc—(TX Matrix router only) (Optional) Display version levels for the firmware on the TX Matrix router (or switch-card chassis).

sfc *number*—(TX Matrix Plus router only) (Optional) Display version levels for the firmware on the TX Matrix Plus router (or switch-fabric chassis). Replace ***number*** with **0**.

Required Privilege Level

view

Related Documentation

- Upgrading the HSM Firmware

List of Sample Output

[show chassis firmware \(M10 Router\) on page 473](#)
[show chassis firmware \(M20 Router\) on page 473](#)
[show chassis firmware \(M40 Router\) on page 473](#)
[show chassis firmware \(M120 Router\) on page 473](#)
[show chassis firmware \(M160 Router\) on page 473](#)
[show chassis firmware \(MX240 Router\) on page 474](#)
[show chassis firmware \(MX480 Router\) on page 474](#)
[show chassis firmware \(MX960 Router\) on page 474](#)
[show chassis firmware \(EX4200 Switch\) on page 474](#)
[show chassis firmware \(EX8200 Switch\) on page 474](#)
[show chassis firmware lcc \(TX Matrix Router\) on page 474](#)
[show chassis firmware scc \(TX Matrix Router\) on page 475](#)
[show chassis firmware \(TX Matrix Plus Router\) on page 475](#)
[show chassis firmware lcc \(TX Matrix Plus Router\) on page 476](#)
[show chassis firmware sfc \(TX Matrix Plus Router\) on page 476](#)
[show chassis firmware \(QFX Series\) on page 477](#)
[show chassis firmware interconnect-device \(QFabric Switch\) on page 477](#)

Output Fields Table 76 on page 473 lists the output fields for the **show chassis firmware** command. Output fields are listed in the approximate order in which they appear.

Table 76: show chassis firmware Output Fields

Field Name	Field Description
Part	Chassis part name.
Type	Type of firmware: On routers: ROM or O/S . On switches: uboot or loader .
Version	Version of firmware running on the chassis part.

Sample Output

```

show chassis firmware user@host> show chassis firmware
(M10 Router)          Part      Type      Version
Forwarding engine board ROM        Juniper ROM Monitor Version 4.1b2
O/S            Version 4.1I1 by tlim on 2000-04-24 11:27

show chassis firmware user@host> show chassis firmware
(M20 Router)          Part      Type      Version
System switch board  ROM        Juniper ROM Monitor Version 3.4b26
O/S                  Version 3.4I16 by smackie on 2000-02-29 2
FPC 1                ROM        Juniper ROM Monitor Version 3.0b1
O/S                  Version 3.4I4 by smackie on 2000-02-25 21
FPC 2                ROM        Juniper ROM Monitor Version 3.0b1
O/S                  Version 3.4I4 by smackie on 2000-02-25 21

show chassis firmware user@host> show chassis firmware
(M40 Router)          Part      Type      Version
System control board ROM        Juniper ROM Monitor Version 2.0i126Copyri
O/S                  Version 2.0i1 by root on Thu Jul 23 00:51
FPC 5                ROM        Juniper ROM Monitor Version 2.0i49Copyrig
O/S                  Version 2.0i1 by root on Thu Jul 23 00:59

show chassis firmware user@host> show chassis firmware
(M120 Router)         FPC 2      ROM        Juniper ROM Monitor Version 8.0b29
O/S          Version 8.2B1 by builder on 2006-10-18 16:2
FPC 3          ROM        Juniper ROM Monitor Version 8.0b29
O/S          Version 8.2B1 by builder on 2006-10-18 16:2
FPC 4          ROM        Juniper ROM Monitor Version 8.0b29
O/S          Version 8.2B1 by builder on 2006-10-18 16:2
FEB 3          ROM        Juniper ROM Monitor Version 8.0b29
O/S          Version 8.2B1 by builder on 2006-10-18 16:1
FEB 4          ROM        Juniper ROM Monitor Version 8.0b29
O/S          Version 8.2B1 by builder on 2006-10-18 16:1

show chassis firmware user@host> show chassis firmware
(M160 Router)         Part      Type      Version
SFM 0          ROM        Juniper ROM Monitor Version 4.0b2
O/S            Version 4.0I1 by tlim on 2000-02-29 11:50
SFM 1          ROM        Juniper ROM Monitor Version 4.0b2
O/S            Version 4.0I1 by tlim on 2000-02-29 11:50
FPC 0          ROM        Juniper ROM Monitor Version 4.0b2

```

		O/S	Version 4.0I1 by tlim on 2000-02-29 11:56
	FPC 1	ROM	Juniper ROM Monitor Version 4.0b2
		O/S	Version 4.0I1 by tlim on 2000-02-29 11:56
	FPC 2	ROM	Juniper ROM Monitor Version 4.0b3
		O/S	Version 4.0I1 by tlim on 2000-02-29 11:56
show chassis firmware (MX240 Router)	user@host> show chassis firmware		
	Part	Type	Version
	FPC 1	ROM	Juniper ROM Monitor Version 8.3b1
		O/S	Version 9.0-20080103.0 by builder on 2008-0
	FPC 2	ROM	Juniper ROM Monitor Version 8.3b1
		O/S	Version 9.0-20080103.0 by builder on 2008-0
show chassis firmware (MX480 Router)	user@host> show chassis firmware		
	Part	Type	Version
	FPC 1	ROM	Juniper ROM Monitor Version 8.3b1
		O/S	Version 9.0-20070916.3 by builder on 2007-0
show chassis firmware (MX960 Router)	user@host> show chassis firmware		
	Part	Type	Version
	FPC 4	ROM	Juniper ROM Monitor Version 8.0b8
		O/S	Version 8.2I59 by artem on 2006-10-31 19:22
	FPC 7	ROM	Juniper ROM Monitor Version 8.2b1
		O/S	Version 8.2-20061026.1 by builder on 2006-1
show chassis firmware (EX4200 Switch)	user@host> show chassis firmware		
	Part	Type	Version
	FPC 0	uboot	U-Boot 1.1.6 (Feb 6 2008 - 11:27:42)
		loader	FreeBSD/PowerPC U-Boot bootstrap loader 2.1
	FPC 1	uboot	U-Boot 1.1.6 (Feb 6 2008 - 11:27:42)
		loader	FreeBSD/PowerPC U-Boot bootstrap loader 2.1
	FPC 2	uboot	U-Boot 1.1.6 (Feb 6 2008 - 11:27:42)
		loader	FreeBSD/PowerPC U-Boot bootstrap loader 2.1
show chassis firmware (EX8200 Switch)	user@host> show chassis firmware		
	Part	Type	Version
	FPC 0	U-Boot	U-Boot 1.1.6 (Mar 25 2009 - 06:13:12) 2.4.0
		loader	FreeBSD/PowerPC U-Boot bootstrap loader 2.2
	FPC 3	U-Boot	U-Boot 1.1.6 (Dec 4 2009 - 13:17:34) 3.1.0
		loader	FreeBSD/PowerPC U-Boot bootstrap loader 2.2
	FPC 5	U-Boot	U-Boot 1.1.6 (Mar 25 2009 - 06:13:12) 2.4.0
		loader	FreeBSD/PowerPC U-Boot bootstrap loader 2.2
	FPC 7	U-Boot	U-Boot 1.1.6 (Feb 6 2009 - 05:31:46) 2.4.0
		loader	FreeBSD/PowerPC U-Boot bootstrap loader 2.2
	Routing Engine 0	U-Boot	U-Boot 1.1.6 (Mar 25 2009 - 06:13:12) 2.4.0
			FreeBSD/PowerPC U-Boot bootstrap loader 2.2
		loader	
	Routing Engine 1	U-Boot	U-Boot 1.1.6 (Mar 25 2009 - 06:13:12) 2.4.0
		loader	FreeBSD/PowerPC U-Boot bootstrap loader 2.2
show chassis firmware lcc (TX Matrix Router)	user@host> show chassis firmware lcc 0		
	lcc0-re0:		

	Part	Type	Version
	FPC 1	ROM	Juniper ROM Monitor Version 6.4b18
		O/S	Version 7.0-20040804.0 by builder on 2004-0


```

FPC 2          ROM      Juniper ROM Monitor Version 6.4b20
                O/S      Version 7.0-20040804.0 by builder on 2004-0
SPMB 0          ROM      Juniper ROM Monitor Version 6.4b18
                O/S      Version 7.0-20040804.0 by builder on 2004-0

```

show chassis firmware user@host> **show chassis firmware scc**
scc (TX Matrix Router) scc-re0:

```

-----
Part          Type      Version
SPMB 0          ROM      Juniper ROM Monitor Version 6.4b18
                O/S      Version 7.0-20040804.0 by builder on 2004-0

```

show chassis firmware user@host> **show chassis firmware**
(TX Matrix Plus sfc0-re0:
Router)

```

-----
Part          Type      Version
Global FPC 4
Global FPC 6
Global FPC 7
Global FPC 12
Global FPC 14
Global FPC 15
Global FPC 20
Global FPC 21
Global FPC 22
Global FPC 23
Global FPC 24
Global FPC 25
Global FPC 26
Global FPC 28
Global FPC 29
Global FPC 31
SPMB 0          ROM      Juniper ROM Monitor Version 9.5b1
                O/S      Version 9.6-20090507.0 by builder on 2009-0
SPMB 1          ROM      Juniper ROM Monitor Version 9.5b1
                O/S      Version 9.6-20090507.0 by builder on 2009-0

```

lcc0-re1:

```

-----
Part          Type      Version
FPC 4          ROM      Juniper ROM Monitor Version 9.0b2
                O/S      Version 9.6-20090507.0 by builder on 2009-0
FPC 6          ROM      Juniper ROM Monitor Version 9.0b2
                O/S      Version 9.6-20090507.0 by builder on 2009-0
FPC 7          ROM      Juniper ROM Monitor Version 9.0b2
                O/S      Version 9.6-20090507.0 by builder on 2009-0
SPMB 0          ROM      Juniper ROM Monitor Version 9.5b1
                O/S      Version 9.6-20090507.0 by builder on 2009-0
SPMB 1          ROM      Juniper ROM Monitor Version 9.5b1
                O/S      Version 9.6-20090507.0 by builder on 2009-0

```

lcc1-re1:

```

-----
Part          Type      Version
FPC 4          ROM      Juniper ROM Monitor Version 9.0b2
                O/S      Version 9.6-20090507.0 by builder on 2009-0
FPC 6          ROM      Juniper ROM Monitor Version 9.0b2
                O/S      Version 9.6-20090507.0 by builder on 2009-0
FPC 7          ROM      Juniper ROM Monitor Version 9.0b2
                O/S      Version 9.6-20090507.0 by builder on 2009-0
SPMB 0          ROM      Juniper ROM Monitor Version 9.5b1

```

```

SPMB 1          O/S      Version 9.6-20090507.0 by builder on 2009-0
                ROM      Juniper ROM Monitor Version 9.5b1
                O/S      Version 9.6-20090507.0 by builder on 2009-0

```

```
lcc2-re1:
```

```

-----
Part           Type      Version
FPC 4          ROM      Juniper ROM Monitor Version 9.0b2
                O/S      Version 9.6-20090507.0 by builder on 2009-0
FPC 5          ROM      Juniper ROM Monitor Version 9.0b2
                O/S      Version 9.6-20090507.0 by builder on 2009-0
FPC 6          ROM      Juniper ROM Monitor Version 9.0b2
                O/S      Version 9.6-20090507.0 by builder on 2009-0
FPC 7          ROM      Juniper ROM Monitor Version 7.5b4
                O/S      Version 9.6-20090507.0 by builder on 2009-0
SPMB 0         ROM      Juniper ROM Monitor Version 9.5b1
                O/S      Version 9.6-20090507.0 by builder on 2009-0
SPMB 1         ROM      Juniper ROM Monitor Version 9.5b1
                O/S      Version 9.6-20090507.0 by builder on 2009-0

```

```
lcc3-re1:
```

```

-----
Part           Type      Version
FPC 0          ROM      Juniper ROM Monitor Version 9.0b2
                O/S      Version 9.6-20090507.0 by builder on 2009-0
FPC 1          ROM      Juniper ROM Monitor Version 9.0b2
                O/S      Version 9.6-20090507.0 by builder on 2009-0
FPC 2          ROM      Juniper ROM Monitor Version 9.0b2
                O/S      Version 9.6-20090507.0 by builder on 2009-0
FPC 4          ROM      Juniper ROM Monitor Version 7.5b4
                O/S      Version 9.6-20090507.0 by builder on 2009-0
FPC 5          ROM      Juniper ROM Monitor Version 9.0b2
                O/S      Version 9.6-20090507.0 by builder on 2009-0
FPC 7          ROM      Juniper ROM Monitor Version 9.0b2
                O/S      Version 9.6-20090507.0 by builder on 2009-0
SPMB 0         ROM      Juniper ROM Monitor Version 9.5b1
                O/S      Version 9.6-20090507.0 by builder on 2009-0
SPMB 1         ROM      Juniper ROM Monitor Version 9.5b1
                O/S      Version 9.6-20090507.0 by builder on 2009-0

```

```

show chassis firmware user@host> show chassis firmware lcc 0
lcc (TX Matrix Plus  Router) lcc0-re1:

```

```

-----
Part           Type      Version
FPC 4          ROM      Juniper ROM Monitor Version 9.0b2
                O/S      Version 9.6-20090507.0 by builder on 2009-0
FPC 6          ROM      Juniper ROM Monitor Version 9.0b2
                O/S      Version 9.6-20090507.0 by builder on 2009-0
FPC 7          ROM      Juniper ROM Monitor Version 9.0b2
                O/S      Version 9.6-20090507.0 by builder on 2009-0
SPMB 0         ROM      Juniper ROM Monitor Version 9.5b1
                O/S      Version 9.6-20090507.0 by builder on 2009-0
SPMB 1         ROM      Juniper ROM Monitor Version 9.5b1
                O/S      Version 9.6-20090507.0 by builder on 2009-0

```

```

show chassis firmware user@host> show chassis firmware sfc 0
sfc (TX Matrix Plus  Router) sfc0-re0:

```

```

-----
Part           Type      Version
Global FPC 4
Global FPC 6

```

```

Global FPC 7
Global FPC 12
Global FPC 14
Global FPC 15
Global FPC 20
Global FPC 21
Global FPC 22
Global FPC 23
Global FPC 24
Global FPC 25
Global FPC 26
Global FPC 28
Global FPC 29
Global FPC 31
SPMB 0
ROM Juniper ROM Monitor Version 9.5b1
O/S Version 9.6-20090507.0 by builder on 2009-0
SPMB 1
ROM Juniper ROM Monitor Version 9.5b1
O/S Version 9.6-20090507.0 by builder on 2009-0

```

```

show chassis firmware user@switch> show chassis firmware
(QFX Series)
Part Type Version
FPC 0
Routing Engine 0 U-Boot U-Boot 1.1.6 (Sep 15 2010 - 02:11:11) 1.0.5
loader FreeBSD/MIPS U-Boot bootstrap loader 0.1

```

```

show chassis firmware user@switch> show chassis firmware interconnect-device interconnect1
interconnect-device
(QFabric Switch)
Part Type Version
Routing Engine 0 U-Boot U-Boot 1.1.6 (May 10 2011 - 04:52:59) 1.1.1
loader FreeBSD/MIPS U-Boot bootstrap loader 0.1
Routing Engine 1 U-Boot U-Boot 1.1.6 (May 10 2011 - 04:52:59) 1.1.1
loader FreeBSD/MIPS U-Boot bootstrap loader 0.1

```

show chassis forwarding

Syntax	show chassis forwarding
Release Information	Current—Command introduced before Junos OS Release 7.4. Now—Command introduced in Junos OS Release 7.4. Support for Branch SRX Series added in Junos OS Release 10.1
Description	Display status of the forwarding process (fwdd). This command is supported on J Series and Branch SRX Series Services Gateways.
Options	This command has no options.
Required Privilege Level	view
Related Documentation	<ul style="list-style-type: none"> • show chassis feb on page 468 • request chassis feb on page 182 • Configuring FEB Redundancy on the M120 Router • CFEB Overview
List of Sample Output	show chassis forwarding on page 478
Output Fields	Table 77 on page 478 lists the output fields for the show chassis forwarding command. Output fields are listed in the approximate order in which they appear.

Table 77: show chassis forwarding Output Fields

Field Name	Field Description
FWWD status	<p>Forwarding status:</p> <ul style="list-style-type: none"> • State: <ul style="list-style-type: none"> • Online—FWDD is operational and running. • Offline—FWDD is not running. • Microkernel CPU utilization—Percentage of microkernel CPU being used by the forwarding process. • Real-time threads CPU utilization—Percentage of CPU being used by the forwarding process. • Heap utilization—Percentage of heap space (dynamic memory) being used by the forwarding process. If this number exceeds 80 percent, there may be a software problem (memory leak). • Buffer utilization—Percentage of buffer space being used by the forwarding process for buffering internal messages. • Uptime—How long the forwarding process has been up and running.

Sample Output

```

show chassis forwarding user@host> show chassis forwarding
FWDD status:
  State                               Online
  Microkernel CPU utilization         10 percent

```

```
Real-time threads CPU utilization  4 percent
Heap utilization                   26 percent
Buffer utilization                 0 percent
Uptime:                           1 day, 1 hour, 30 minutes, 11 seconds
```

show chassis fpc

Syntax	show chassis fpc <detail <slot>> <pic-status <slot>>
Syntax (EX Series Switches)	show chassis fpc <detail <fpc-slot>> <pic-status <fpc-slot>> <fpc-slot>
Syntax (T4000 router)	show chassis fpc <detail <fpc-slot>> <pic-status <fpc-slot>>
Syntax (TX Matrix and TX Matrix Plus Router)	show chassis fpc <detail <fpc-slot>> <pic-status <fpc-slot>> <slot>
Syntax (MX Series Router)	show chassis fpc <detail <slot>> <pic-status <slot>> <all-members> <local> <member <i>member-id</i> >
Syntax (QFX Series)	show chassis fpc <detail> <interconnect-device <i>name</i> <fpc-slot fpc-slot>> <node-device <i>name</i> >
Syntax (PTX Series Packet Transport Switches)	show chassis fpc <detail <fpc-slot>> <pic-status <fpc-slot>> <fpc-slot>
Release Information	Command introduced before Junos OS Release 7.4. Command introduced in Junos OS Release 9.0 for EX Series switches. Command introduced in Junos OS Release 11.1 for the QFX Series. Command introduced in Junos OS Release 12.1 for PTX Series Packet Transport Switches.
Description	Display status information about the installed Flexible PIC Concentrators (FPCs) and PICs.
Options	none —Display status information for all FPCs. On a TX Matrix router, display status information for all FPCs on the attached T640 routers in the routing matrix. On a TX Matrix Plus router, display status information for all FPCs on the attached T1600 routers in the routing matrix.



NOTE: In EX8200 switches, line cards initialize Packet Forwarding Engine during start up. If an error occurs during hardware initialization, the FPCs with bad hardware parts power down after transferring the debug information to the Routing Engine. The Routing Engine marks the FPC offline, logs the error in system log messages (`/var/log/messages`), and generates an alarm to inform the user.

See the following sample output:

```
user@host> show chassis fpc
```

Utilization (%)	Temp	CPU	Utilization (%)	Memory
Slot State	(C)	Total	Interrupt	DRAM (MB) Heap
Buffer				
0 Empty				
1 Empty				
2 Empty				
3 Empty				
4 Empty				
5 Offline	---	Hard FPC error---		
6 Empty				
7 Online	26	4	0	1024 0
32				

The following sample output shows the alarm raised for the failed FPCs.

```
user@host > show chassis alarms
4 alarms currently active
```

Alarm time	Class	Description
2011-03-24 00:52:51 UTC	Major	FPC 5 Hard errors
2011-03-24 00:52:31 UTC	Major	Fan Tray Failure
2011-03-24 00:52:31 UTC	Major	Fan Tray Failure
2011-03-24 00:51:26 UTC	Minor	Loss of communication with Backup RE

detail—(Optional) Display detailed status information for all FPCs or for the FPC in the specified slot (see *fpc-slot* or *slot*).

all-members—(MX Series routers only) (Optional) Display status information for all FPCs on all members of the Virtual Chassis configuration.

interconnect-device name—(QFabric switches only) (Optional) Display status information for all FPCs on the Interconnect device.

fpc-slot—(Optional) FPC slot number:

- (TX Matrix and TX Matrix Plus router only)—On a TX Matrix router, if you specify the number of the T640 router (or line-card chassis) by using the *lcc number* option (the recommended method), replace *fpc-slot* with a value from 0 through 7. Otherwise, replace *fpc-slot* with a value from 0 through 31. Likewise, on a TX Matrix Plus router, if you specify the number of the T1600 router (or line-card chassis) by using the *lcc number* option (the recommended method), replace *fpc-slot* with a value from 0 through 7. Otherwise, replace *fpc-slot* with a value from 0 through 31. For example, the following commands have the same result:

```
user@host> show chassis fpc detail 1 lcc 1
user@host> show chassis fpc detail 9
```

- M120 router—Replace *fpc-slot* with a value from 0 through 5.
- MX80 router—Replace *fpc-slot* with a value from 0 through 1.
- MX240 router—Replace *fpc-slot* with a value from 0 through 2.
- MX480 router—Replace *fpc-slot* with a value from 0 through 5.
- MX-960 router—Replace *fpc-slot* with a value from 0 through 11.
- Other routers—Replace *fpc-slot* with a value from 0 through 7.
- EX Series switches:
 - EX3200 switches and EX4200 standalone switches—Replace *fpc-slot* with 0.
 - EX4200 switches in a Virtual Chassis configuration—Replace *fpc-slot* with a value from 0 through 9.
 - EX6210 switches—Replace *fpc-slot* with a value from 0 through 9.
 - EX8208 switches—Replace *fpc-slot* with a value from 0 through 7.
 - EX8216 switches—Replace *fpc-slot* with a value from 0 through 15.
- QFX Series:
 - QFX3500 switches—Replace *fpc-slot* with 0.
 - QFabric switches—Replace *fpc-slot* with 0 through 31 on the Interconnect device.
- PTX Series Packet Transport Switches:
 - PTX5000 Packet Transport Switch—Replace *fpc-slot* a value from with 0 through 7.

local—(MX Series routers only) (Optional) Display status information for all FPCs on the local Virtual Chassis member.

member *member-id*—(MX Series routers only) (Optional) Display status information for all FPCs on the specified member of the Virtual Chassis configuration. Replace *member-id* with a value of 0 or 1.

node-device *name*—(QFabric switches only) (Optional) Display status information for each Node device. Each Node device is equivalent to an FPC.

pic-status—(Optional) Display status information for all PICs or for the PIC in the specified slot (see *fpc-slot*).



NOTE: On T1600 routers, Type 4 FPCs with ASICs based on the SL2.0 chipset do not support the 10-Gigabit Ethernet LAN/WAN PIC with SFP+ (10x10GE [LAN/WAN] SFPP). If you issue the `show chassis fpc` command with the `pic-status` option, the CLI displays the string “Not Supported” for 10x10GE (LAN/WAN) SFPP PICs installed on such FPCs. The following is a sample output:

```
user@host> show chassis fpc pic-status
Slot 0  Online      E2-FPC Type 1
  PIC 0  Online      1x G/E SFP, 1000 BASE
  PIC 1  Online      Adaptive Services-II
  PIC 2  Online      1x G/E IQ, 1000 BASE
  PIC 3  Online      1x G/E IQ, 1000 BASE
Slot 1  Online      FPC Type 3-ES
  PIC 0  Present     UNUSED- Not Supported
Slot 2  Online      FPC Type 4-ES
  PIC 0  Offline     4x OC-192 SONET XFP
  PIC 1  Present     10x10GE (LAN/WAN) SFPP- Not Supported
<<<<<<
Slot 4  Offline     FPC Type 1-ES
Slot 5  Offline     FPC Type 2-ES
Slot 6  Online      E2-FPC Type 3
  PIC 0  Online      1x OC-192 SONET XFP
  PIC 1  Online      4x OC-48 SONET
  PIC 2  Online      4x OC-48 SONET
  PIC 3  Online      MultiServices 500
Slot 7  Online      FPC Type 4-ES
  PIC 0  Online      4x 10GE (LAN/WAN) XFP
  PIC 1  Online      4x 10GE (LAN/WAN) XFP
```

In addition, an entry is logged in the system log messages (`/var/log/messages`) that the PIC is not supported. The following is a sample message logged in the system log:

```
Apr  5 08:47:36  router1 chassisd[2770]: CHASSISD_UNSUPPORTED_PIC:
PIC 1 in FPC 2 (type 763, version 257) is not supported
```

lcc *number*—(TX Matrix and TX Matrix Plus router only) (Optional) On a TX Matrix router, display status information for a T640 router (or line-card chassis) that is connected to the TX Matrix router. On a TX Matrix Plus router, display status information for a T1600 router (or line-card chassis) that is connected to the TX Matrix Plus router. Replace ***number*** with a value from **0** through **3**.

Required Privilege Level view

Related Documentation

- [request chassis fpc on page 183](#)
- [show chassis fpc-feb-connectivity on page 501](#)
- [show chassis fabric fpcs on page 385](#)
- Configuring the Junos OS to Resynchronize FPC Sequence Numbers with Active FPCs when an FPC Comes Online

- MX960 Flexible PIC Concentrator Description

List of Sample Output	show chassis fpc (EX6210 Switch) on page 486
	show chassis fpc (M10 Router) on page 486
	show chassis fpc (M20 Router) on page 486
	show chassis fpc detail (M Series Routers) on page 487
	show chassis fpc detail (MX80 Router) on page 487
	show chassis fpc (MX240 Router) on page 487
	show chassis fpc (MX480 Router) on page 487
	show chassis fpc (MX480 Router with 100-Gigabit Ethernet CFP) on page 487
	show chassis fpc pic-status (MX480 Router with 100-Gigabit Ethernet CFP) on page 488
	show chassis fpc (MX960 Router) on page 488
	show chassis fpc detail (MX Series Routers) on page 488
	show chassis fpc (Hardware Not Supported) on page 488
	show chassis fpc detail (Hardware Not Supported) on page 489
	show chassis fpc pic-status on page 489
	show chassis fpc pic-status (M Series Routers) on page 489
	show chassis fpc pic-status (M120 Router) on page 490
	show chassis fpc lcc (TX Matrix Router) on page 490
	show chassis fpc pic-status (TX Matrix Router) on page 490
	show chassis fpc pic-status lcc (TX Matrix Router) on page 491
	show chassis fpc (TX Matrix Plus Router) on page 491
	show chassis fpc lcc (TX Matrix Plus Router) on page 491
	show chassis fpc detail (TX Matrix Plus Router) on page 492
	show chassis fpc pic-status (TX Matrix Plus Router) on page 494
	show chassis fpc (T1600 Router) on page 495
	show chassis fpc detail (T1600 Router) on page 495
	show chassis fpc slot (T1600 Router) on page 496
	show chassis fpc pic-status (T1600 Router) on page 496
	show chassis fpc (T4000 Router) on page 496
	show chassis fpc detail (T4000 Router) on page 496
	show chassis fpc pic-status (T4000 Router) on page 497
	show chassis fpc (QFX Series) on page 497
	show chassis fpc detail (QFX3500 Switches) on page 497
	show chassis fpc pic-status (QFX3500 Switches) on page 497
	show chassis fpc interconnect-device (QFabric Switch) on page 497
	show chassis fpc interconnect-device (QFabric Switch) on page 498
	show chassis fpc interconnect-device detail (QFabric Switch) on page 498
	show chassis fpc pic-status interconnect-device (QFabric Switch) on page 498
	show chassis fpc pic-status node-device (QFabric Switch) on page 499
	show chassis fpc (PTX5000 Packet Transport Switch) on page 499
	show chassis fpc detail (PTX5000 Packet Transport Switch) on page 499
	show chassis fpc pic-status (PTX5000 Packet Transport Switch) on page 500

Output Fields [Table 78 on page 485](#) lists the output fields for the **show chassis fpc** command. Output fields are listed in the approximate order in which they appear.

Table 78: show chassis fpc Output Fields

Field Name	Field Description	Level of Output
Slot or Slot State	Slot number and state. The state can be one of the following conditions: <ul style="list-style-type: none"> • Dead—Held in reset because of errors. • Diag—Slot is being ignored while the FPC is running diagnostics. • Dormant—Held in reset. • Empty—No FPC is present. • Online—FPC is online and running. • Present—FPC is detected by the chassis daemon but either is not supported by the current version of Junos OS or is inserted in the wrong slot. The output also states either Hardware Not Supported or Hardware Not In Right Slot. The FPC is coming up but not yet online. • Probed—Probe is complete; awaiting restart of the Packet Forwarding Engine. • Probe-wait—Waiting to be probed. 	all levels
Logical slot	Slot number.	all levels
Temp (C) or Temperature	Temperature of the air passing by the FPC, in degrees Celsius or in both Celsius and Fahrenheit.	all levels all levels
Temperature (PTX Series)	On, PTX Series Packet Transport Switches, temperature details are provided in degrees Celsius and Fahrenheit. Output includes: <ul style="list-style-type: none"> • Temperature (PMB)—Temperature of the air passing by the Processor Mezzanine Board (PMB) at the bottom of the FPC. • Temperature (Intake)—Temperature of the air flowing into the chassis. • Temperature (Exhaust)—Exhaust temperatures for multiple zones (Exhaust A and Exhaust B). • Temperature (TLn)—Temperature of the specified Lookup ASIC (TL) of the packet forwarding engine on the FPC. • Temperature (TQn)—Temperature of the specified Queuing and Memory Interface ASIC (TQ) of the packet forwarding engine on the FPC. 	detail
Total CPU Utilization (%)	Total percentage of CPU being used by the FPC's processor.	all levels
Interrupt CPU Utilization (%)	Of the total CPU being used by the FPC's processor, the percentage being used for interrupts.	none specified
Memory DRAM (MB)	Total DRAM, in megabytes, available to the FPC's processor.	none specified
Heap Utilization (%)	Percentage of heap space (dynamic memory) being used by the FPC's processor. If this number exceeds 80 percent, there may be a software problem (memory leak).	none specified
Buffer Utilization (%)	Percentage of buffer space being used by the FPC's processor for buffering internal messages.	none specified
Total CPU DRAM	Amount of DRAM available to the FPC's CPU.	detail

Table 78: show chassis fpc Output Fields (*continued*)

Field Name	Field Description	Level of Output
Total RLDRAM	Amount of reduced latency dynamic random access memory (RLDRAM) available to the FPC CPU.	detail
Total DDR DRAM	Amount of double data rate dynamic random access memory (DDR DRAM) available to the FPC CPU.	detail
Total SRAM	Amount of static RAM (SRAM) used by the FPC's CPU.	detail
Total SDRAM	Total amount of memory used for storing packets and notifications.	detail
I/O Manager ASICs information	I/O Manager version number, manufacturer, and part number.	detail
Start time	Time when the Routing Engine detected that the FPC was running.	detail
Uptime	How long the Routing Engine has been connected to the FPC and, therefore, how long the FPC has been up and running.	detail
PIC type	(pic-status output only) Type of PIC.	none specified

Sample Output

```

show chassis fpc (EX6210 Switch) user@switch> show chassis fpc
Temp CPU Utilization (%) Memory Utilization (%)
(C) Total Interrupt DRAM (MB) Heap Buffer
Slot State
0 Empty
1 Online 7 5 0 1024 0 32
2 Empty
3 Empty
4 Online 25 17 2 2048 0 30
5 Online 25 3 0 2048 0 24
6 Online 6 5 0 1024 0 32
7 Empty
8 Empty
9 Online 8 7 0 1024 0 32

show chassis fpc (M10 Router) user@host> show chassis fpc
FPC status:
Temp
Slot State (C)
0 Online 27
1 Online 28

show chassis fpc (M20 Router) user@host> show chassis fpc
FPC status:
Temp CPU Utilization (%) Memory Utilization (%)
(C) Total Interrupt DRAM (MB) Heap Buffer
Slot State
0 Empty 0 0 0 0 0 0
1 Online 38 0 0 8 0 4

```

2	Online	35	0	0	8	0	3
3	Empty	0	0	0	0	0	0

show chassis fpc detail (M Series Routers)

```

user@host> show chassis fpc detail 1
Slot 1 information:
  State                Online
  Temperature           48 degrees C
  Total CPU DRAM        32 MB
  Total SRAM            4 MB
  Total SDRAM           256 MB
  I/O Manager ASICs information Version 2.0, Foundry IBM, Part number 0
  I/O Manager ASICs information Version 2.0, Foundry IBM, Part number 0
  Start time            2000-02-08 02:18:49 UTC
  Uptime                14 hours, 41 minutes, 41 seconds

```

show chassis fpc detail (MX80 Router)

```

user@host> show chassis fpc detail
Slot 0 information:
  State                Online
  Temperature           47 degrees C / 116 degrees F
  Total CPU DRAM        1024 MB
  Total SRAM            331 MB
  Total SDRAM           1280 MB
  Start time            2010-02-08 12:25:33 PST
  Uptime                2 hours, 13 minutes, 19 seconds
Slot 1 information:
  State                Online
  Temperature           47 degrees C / 116 degrees F
  Total CPU DRAM        1024 MB
  Total SRAM            331 MB
  Total SDRAM           1280 MB
  Start time            2010-02-08 12:25:33 PST
  Uptime                2 hours, 13 minutes, 19 seconds

```

show chassis fpc (MX240 Router)

```

user@host> show chassis fpc

```

Slot	State	Temp (C)	CPU Utilization (%)	Memory Utilization (%)
			Total	DRAM (MB) Heap Buffer
0	Empty			
1	Online	34	6	0
2	Online	33	9	0

show chassis fpc (MX480 Router)

```

user@host> show chassis fpc

```

Slot	State	Temp (C)	CPU Utilization (%)	Memory Utilization (%)
			Total	DRAM (MB) Heap Buffer
0	Empty			
1	Online	36	9	0
2	Empty			
3	Empty			
4	Empty			
5	Empty			

show chassis fpc (MX480 Router with 100-Gigabit Ethernet CFP)

```

user@host> show chassis fpc

```

Slot	State	Temp (C)	CPU Utilization (%)	Memory Utilization (%)
			Total	DRAM (MB) Heap Buffer
0	Online	33	4	0
1	Online	36	7	0
2	Online	29	6	0
3	Online	33	0	0

```

4 Online      36  7    0          2048    19    13
5 Online      34 31   11          2048    14    13

```

**show chassis fpc
pic-status (MX480
Router with
100-Gigabit Ethernet
CFP)**

```

user@host> show chassis fpc pic-status
Slot 1 Online      MPC Type 3
PIC 2 Online      1X100GE CFP
Slot 2 Online      DPCE 40x 1GE R EQ
PIC 0 Online      10x 1GE(LAN) EQ
PIC 1 Online      10x 1GE(LAN) EQ
PIC 2 Online      10x 1GE(LAN) EQ
PIC 3 Online      10x 1GE(LAN) EQ
Slot 3 Online      MPC Type 3
PIC 0 Online      1X100GE CFP
PIC 2 Online      1X100GE CFP
Slot 4 Online      MPC Type 3
PIC 0 Online      1X100GE CFP
PIC 2 Online      1X100GE CFP
Slot 5 Online      MPC Type 2 3D EQ
PIC 0 Online      2x 10GE XFP
PIC 1 Online      2x 10GE XFP
PIC 2 Online      10x 1GE(LAN) SFP
PIC 3 Online      10x 1GE(LAN) SFP

```

**show chassis fpc
(MX960 Router)**

```

user@host> show chassis fpc
Temp CPU Utilization (%) Memory Utilization (%)
Slot State (C) Total Interrupt DRAM (MB) Heap Buffer
0 Empty
1 Empty
2 Empty
3 Online    25    19      0    1024    15    57
4 Empty
5 Online    26    27      0    1024    15    57
6 Empty
7 Empty
8 Empty
9 Empty
10 Empty
11 Empty

```

**show chassis fpc detail
(MX Series Routers)**

```

user@host> show chassis fpc detail 2
Slot 0 information:
State Online
Temperature 36 degrees C / 96 degrees F
Total CPU DRAM 1024 MB
Total RLDRAM 256 MB
Total DDR DRAM 4096 MB
Start time: 2009-08-11 21:20:30 PDT
Uptime: 2 hours, 8 minutes, 50 seconds
Max Power Consumption 335 Watts

```

**show chassis fpc
(Hardware Not
Supported)**

```

user@host> show chassis fpc
show chassis fpc
Temp CPU Utilization (%) Memory Utilization (%)
Slot State (C) Total Interrupt DRAM (MB) Heap Buffer
0 Online ----- CPU less FPC -----
1 Present ----- Hardware Not In Right Slot -----
2 Online      0      0      0      0      0
3 Present ----- Hardware Not Supported -----
4 Empty

```

```

5 Empty
6 Online          0          0          0          0          0

show chassis fpc detail (Hardware Not Supported)
user@host> show chassis fpc detail
Slot 0 information:
  State Online
  Total CPU DRAM ---- CPU less FPC ----
  Start time 2006-07-07 03:21:00 UTC
  Uptime 27 minutes, 51 seconds
Slot 1 information:
  State Present
  Reason --- Hardware Not In Right Slot ---
Slot 2 information:
  State Online
  Total CPU DRAM 32 MB
  Start time 2006-07-07 03:20:59 UTC
  Uptime 27 minutes, 52 seconds
Slot 3 information:
  State Present
  Reason --- Hardware Not Supported ---
  Total CPU DRAM 0 MB
Slot 6 information:
  State Online
  Total CPU DRAM 32 MB
  Start time 2006-07-07 03:21:01 UTC
  Uptime 27 minutes, 50 seconds

show chassis fpc pic-status
user@host> show chassis fpc pic-status
Slot 0 Online
  PIC 1 1x OC-12 ATM, MM
  PIC 2 1x OC-12 ATM, MM
  PIC 3 1x OC-12 ATM, MM
Slot 1 Online
  PIC 0 1x OC-48 SONET, SMIR
Slot 2 Online
  PIC 0 1x OC-192 SONET, SMSR

show chassis fpc pic-status (M Series Routers)
user@host> show chassis fpc pic-status
Slot 1 Online FPC Type 1
  PIC 0 Present 2x OC-3 ATM, MM- Hardware Error
  PIC 1 Online 4x OC-3 SONET, SMIR
Slot 2 Online E-FPC Type 2
  PIC 0 Online 4x G/E, 1000 BASE-SX
  PIC 1 Online 2x G/E SFP, 1000 BASE
  PIC 3 Online 1x Tunnel
Slot 3 Online E-FPC Type 1
  PIC 0 Online 1x G/E IQ, 1000 BASE
  PIC 2 Online 1x G/E SFP, 1000 BASE
Slot 4 Online E-FPC Type 2
  PIC 0 Online 4x G/E SFP, 1000 BASE
  PIC 1 Online 4x G/E SFP, 1000 BASE
  PIC 2 Online 4x G/E SFP, 1000 BASE
  PIC 3 Online 4x G/E SFP, 1000 BASE
Slot 5 Online FPC Type 2
...
```

```

show chassis fpc      user@host> show chassis fpc pic-status
pic-status (M120
Router)
Slot 1  Online      M120 CFPC 10GE
PIC 0   Online      1x 10GE(LAN/WAN) XFP
Slot 3  Online      M120 FPC Type 2 (proto)
PIC 0   Online      2x G/E IQ, 1000 BASE
PIC 1   Online      4x OC-3 SONET, SMIR
PIC 2   Online      2x G/E IQ, 1000 BASE
PIC 3   Online      8x 1GE(LAN), IQ2
Slot 4  Online      M120 FPC Type 3 (proto)
PIC 0   Online      10x 1GE(LAN), 1000 BASE
Slot 5  Online      M120 FPC Type 1 (proto)
PIC 0   Present     1x G/E, 1000 BASE-LX- Not Supported
PIC 1   Online      1x CHOC3 IQ SONET, SMLR
PIC 2   Online      4x CHDS3 IQ
PIC 3   Online      1x G/E SFP, 1000 BASE

show chassis fpc lcc user@host> show chassis fpc lcc 0
(TX Matrix Router) lcc0-re0:
-----
Slot State      (C)  Temp CPU      Utilization (%)  Memory  Utilization (%)
                                Total Interrupt  DRAM (MB)  Heap    Buffer
0  Empty
1  Online      27    2      0      256      8      44
2  Online      27    3      0      256     15     44
3  Empty
4  Empty
5  Empty
6  Empty
7  Empty

show chassis fpc      user@host> show chassis fpc pic-status
pic-status (TX Matrix
Router) lcc0-re0:
-----
Slot 0  Online      FPC Type 3
PIC 0   Online      1x OC-192 SM SR1
PIC 1   Online      1x OC-192 SM SR2
PIC 2   Online      1x OC-192 SM SR1
PIC 3   Online      1x Tunnel
Slot 1  Online      FPC Type 2
PIC 0   Online      1x OC-48 SONET, SMSR
PIC 1   Online      1x OC-48 SONET, SMSR

lcc1-re0:
-----

lcc2-re0:
-----
Slot 1  Online      FPC Type 3
PIC 0   Online      1x OC-192 SM SR1
Slot 5  Online      FPC Type 2
PIC 0   Online      1x OC-48 SONET, SMSR
PIC 1   Online      2x G/E, 1000 BASE-LX
PIC 2   Online      2x G/E, 1000 BASE-LX
PIC 3   Online      1x OC-48 SONET, SMSR

lcc3-re0:
-----

```


show chassis fpc user@host> **show chassis fpc pic-status lcc 0**
pic-status lcc (TX lcc0-re0:
Matrix Router)

```

-----
Slot 0   Online      FPC Type 3
PIC 0    Online      1x OC-192 SM SR2
Slot 1   Online      FPC Type 2
PIC 0    Online      2x OC-12 ATM2 IQ, MM
PIC 1    Online      1x OC-48 SONET, SMSR
PIC 2    Online      1x OC-48 SONET, SMSR
PIC 3    Online      4x G/E, 1000 BASE-SX

```

show chassis fpc (TX user@host> **show chassis fpc**
Matrix Plus Router) lcc0-re0:

```

-----
Slot State      Temp  CPU Utilization (%)  Memory  Utilization (%)
              (C)   Total  Interrupt          DRAM (MB) Heap    Buffer
0 Empty
1 Online        38     4         0       2048         3       24
2 Online        43     8         0       2048         6       24
3 Empty
4 Online        43     6         0       2048         6       24
5 Empty
6 Online        42    13         0       2048         6       24
7 Online        45     7         0       2048         3       24

```

lcc2-re0:

```

-----
Slot State      Temp  CPU Utilization (%)  Memory  Utilization (%)
              (C)   Total  Interrupt          DRAM (MB) Heap    Buffer
0 Online        42    10         0       2048         6       24
1 Empty
2 Online        42    11         0       2048         6       24
3 Online        40     5         0       2048         3       24
4 Online        33    26         0       1024         8       49
5 Empty
6 Online        43     8         0       2048         6       24
7 Online        46     6         0       2048         3       24

```

lcc3-re0:

```

-----
Slot State      Temp  CPU Utilization (%)  Memory  Utilization (%)
              (C)   Total  Interrupt          DRAM (MB) Heap    Buffer
0 Empty
1 Empty
2 Online        39    30         0       2048         7       24
3 Empty
4 Online        41     8         0       2048         6       24
5 Online        41    12         0       2048         6       24
6 Online        40     8         0       2048         6       24
7 Online        42     4         0       2048         3       24

```

show chassis fpc lcc user@host> **show chassis fpc lcc 0**
(TX Matrix Plus lcc0-re0:
Router)

```

-----
Slot State      Temp  CPU Utilization (%)  Memory  Utilization (%)
              (C)   Total  Interrupt          DRAM (MB) Heap    Buffer
0 Empty
1 Online        38     4         0       2048         3       24
2 Online        43     8         0       2048         6       24
3 Empty

```

4	Online	43	6	0	2048	6	24
5	Empty						
6	Online	42	14	0	2048	6	24
7	Online	45	6	0	2048	3	24

show chassis fpc detail
(TX Matrix Plus
Router)

user@host> show chassis fpc details

lcc0-re0:

Slot 1 information:

State	Online
Temperature	38 degrees C / 100 degrees F
Total CPU DRAM	2048 MB
Total SRAM	64 MB
Total SDRAM	1280 MB
Start time	2010-10-04 20:06:22 PDT
Uptime	1 hour, 32 minutes, 51 seconds

Slot 2 information:

State	Online
Temperature	43 degrees C / 109 degrees F
Total CPU DRAM	2048 MB
Total SRAM	128 MB
Total SDRAM	2560 MB
Start time	2010-10-04 20:06:37 PDT
Uptime	1 hour, 32 minutes, 36 seconds

Slot 4 information:

State	Online
Temperature	43 degrees C / 109 degrees F
Total CPU DRAM	2048 MB
Total SRAM	128 MB
Total SDRAM	2560 MB
Start time	2010-10-04 20:06:40 PDT
Uptime	1 hour, 32 minutes, 33 seconds

Slot 6 information:

State	Online
Temperature	42 degrees C / 107 degrees F
Total CPU DRAM	2048 MB
Total SRAM	128 MB
Total SDRAM	2560 MB
Start time	2010-10-04 20:06:42 PDT
Uptime	1 hour, 32 minutes, 31 seconds

Slot 7 information:

State	Online
Temperature	45 degrees C / 113 degrees F
Total CPU DRAM	2048 MB
Total SRAM	64 MB
Total SDRAM	1280 MB
Start time	2010-10-04 20:06:43 PDT
Uptime	1 hour, 32 minutes, 30 seconds

lcc2-re0:

Slot 0 information:

State	Online
Temperature	42 degrees C / 107 degrees F
Total CPU DRAM	2048 MB
Total SRAM	128 MB
Total SDRAM	2560 MB
Start time	2010-10-04 20:06:35 PDT
Uptime	1 hour, 32 minutes, 38 seconds

Slot 2 information:

```

State                               Online
Temperature                         42 degrees C / 107 degrees F
Total CPU DRAM                     2048 MB
Total SRAM                         128 MB
Total SDRAM                        2560 MB
Start time                         2010-10-04 20:06:37 PDT
Uptime                             1 hour, 32 minutes, 36 seconds

Slot 3 information:
State                               Online
Temperature                         40 degrees C / 104 degrees F
Total CPU DRAM                     2048 MB
Total SRAM                         64 MB
Total SDRAM                        1280 MB
Start time                         2010-10-04 20:06:28 PDT
Uptime                             1 hour, 32 minutes, 45 seconds

Slot 4 information:
State                               Online
Temperature                         33 degrees C / 91 degrees F
Total CPU DRAM                     1024 MB
Total SRAM                         64 MB
Total SDRAM                        1280 MB
Start time                         2010-10-04 20:08:03 PDT
Uptime                             1 hour, 31 minutes, 10 seconds

Slot 6 information:
State                               Online
Temperature                         43 degrees C / 109 degrees F
Total CPU DRAM                     2048 MB
Total SRAM                         128 MB
Total SDRAM                        2560 MB
Start time                         2010-10-04 20:06:44 PDT
Uptime                             1 hour, 32 minutes, 29 seconds

Slot 7 information:
State                               Online
Temperature                         46 degrees C / 114 degrees F
Total CPU DRAM                     2048 MB
Total SRAM                         64 MB
Total SDRAM                        1280 MB
Start time                         2010-10-04 20:06:46 PDT
Uptime                             1 hour, 32 minutes, 27 seconds

```

```
lcc3-re0:
```

```

-----
Slot 2 information:
State                               Online
Temperature                         38 degrees C / 100 degrees F
Total CPU DRAM                     2048 MB
Total SRAM                         128 MB
Total SDRAM                        2560 MB
Start time                         2010-10-04 20:17:31 PDT
Uptime                             1 hour, 21 minutes, 42 seconds

Slot 4 information:
State                               Online
Temperature                         41 degrees C / 105 degrees F
Total CPU DRAM                     2048 MB
Total SRAM                         128 MB
Total SDRAM                        2560 MB
Start time                         2010-10-04 20:17:34 PDT
Uptime                             1 hour, 21 minutes, 39 seconds

Slot 5 information:
State                               Online
Temperature                         41 degrees C / 105 degrees F

```

```

Total CPU DRAM          2048 MB
Total SRAM              128 MB
Total SDRAM             2560 MB
Start time              2010-10-04 20:17:36 PDT
Uptime                  1 hour, 21 minutes, 37 seconds

Slot 6 information:
State                   Online
Temperature             40 degrees C / 104 degrees F
Total CPU DRAM          2048 MB
Total SRAM              128 MB
Total SDRAM             2560 MB
Start time              2010-10-04 20:17:39 PDT
Uptime                  1 hour, 21 minutes, 34 seconds

Slot 7 information:
State                   Online
Temperature             42 degrees C / 107 degrees F
Total CPU DRAM          2048 MB
Total SRAM              64 MB
Total SDRAM             1280 MB
Start time              2010-10-04 20:17:41 PDT
Uptime                  1 hour, 21 minutes, 32 seconds

```

**show chassis fpc
pic-status (TX Matrix
Plus Router)**

```
user@host> show chassis fpc pic-status
```

```
1cc0-re0:
```

```

-----
Slot 1  Online      FPC Type 2-ES
PIC 0   Online      8x 1GE(LAN), IQ2
Slot 2  Online      FPC Type 4-ES
PIC 0   Online      4x 10GE (LAN/WAN) XFP
Slot 4  Online      FPC Type 4-ES
PIC 0   Online      4x 10GE (LAN/WAN) XFP
Slot 6  Online      FPC Type 4-ES
PIC 0   Online      4x 10GE (LAN/WAN) XFP
PIC 1   Online      4x 10GE (LAN/WAN) XFP
Slot 7  Online      FPC Type 3-ES
PIC 0   Online      10x 1GE(LAN), 1000 BASE
PIC 2   Online      1x OC-192 SM SR2
PIC 3   Online      10x 1GE(LAN), 1000 BASE

```

```
1cc2-re0:
```

```

-----
Slot 0  Online      FPC Type 4-ES
PIC 0   Online      4x 10GE (LAN/WAN) XFP
Slot 2  Online      FPC Type 4-ES
PIC 0   Online      4x 10GE (LAN/WAN) XFP
PIC 1   Online      4x 10GE (LAN/WAN) XFP
Slot 3  Online      FPC Type 2-ES
PIC 0   Online      8x 1GE(LAN), IQ2
Slot 4  Online      FPC Type 4
PIC 0   Online      10x10GE(LAN/WAN) SFPP
Slot 6  Online      FPC Type 4-ES
PIC 0   Online      4x OC-192 SONET XFP
Slot 7  Online      FPC Type 3-ES
PIC 0   Online      10x 1GE(LAN), 1000 BASE
PIC 1   Offline     1x 10GE(LAN/WAN) IQ2E
PIC 2   Online      1x OC-192 SM SR2
PIC 3   Online      1x Tunnel

```

```
1cc3-re0:
```

```

Slot 2  Online      FPC Type 4-ES
        PIC 0  Online 10x10GE(LAN/WAN) SFPP
Slot 4  Online      FPC Type 4-ES
        PIC 0  Online 4x OC-192 SONET XFP
Slot 5  Online      FPC Type 4-ES
        PIC 0  Online 4x OC-192 SONET XFP
        PIC 1  Online 4x 10GE (LAN/WAN) XFP
Slot 6  Online      FPC Type 4-ES
        PIC 1  Online 4x 10GE (LAN/WAN) XFP
Slot 7  Online      FPC Type 3-ES
        PIC 0  Online 10x 1GE(LAN), 1000 BASE
        PIC 1  Online 8x 1GE(TYPE3), IQ2E
        PIC 2  Online 4x OC-48 SONET

```

show chassis fpc (T1600 Router)

```

user@host> show chassis fpc

```

Slot	State	Temp (C)	CPU Utilization (%) Total Interrupt	Memory DRAM (MB)	Utilization (%) Heap Buffer
0	Empty				
1	Empty				
2	Online	49	3 0	2048	3 24
3	Online	46	6 0	2048	6 24
4	Empty				
5	Online	46	5 0	2048	3 24
6	Empty				
7	Online	44	8 0	1024	7 49

show chassis fpc detail (T1600 Router)

```

user@host> show chassis fpc detail
show chassis fpc detail
Slot 2 information:
  State                Online
  Temperature          49 degrees C / 120 degrees F
  Total CPU DRAM       2048 MB
  Total SRAM           64 MB
  Total SDRAM          1280 MB
  Start time           2010-10-04 21:12:52 PDT
  Uptime               32 minutes, 9 seconds
Slot 3 information:
  State                Online
  Temperature          47 degrees C / 116 degrees F
  Total CPU DRAM       2048 MB
  Total SRAM           128 MB
  Total SDRAM          2560 MB
  Start time           2010-10-04 21:13:06 PDT
  Uptime               31 minutes, 55 seconds
Slot 5 information:
  State                Online
  Temperature          46 degrees C / 114 degrees F
  Total CPU DRAM       2048 MB
  Total SRAM           64 MB
  Total SDRAM          1280 MB
  Start time           2010-10-04 21:12:56 PDT
  Uptime               32 minutes, 5 seconds
Slot 7 information:
  State                Online
  Temperature          44 degrees C / 111 degrees F
  Total CPU DRAM       1024 MB
  Total SRAM           64 MB
  Total SDRAM          1280 MB
  Start time           2010-10-04 21:14:34 PDT
  Uptime               30 minutes, 27 seconds

```

**show chassis fpc slot
(T1600 Router)**

user@host> show chassis fpc slot 2

Slot	State	Temp (C)	CPU Utilization (%) Total Interrupt	Memory DRAM (MB)	Utilization (%) Heap Buffer
2	Online	49	3 0	2048	3 24

**show chassis fpc
pic-status (T1600
Router)**

user@host> show chassis fpc pic-status

Slot 2	Online	FPC Type 1-ES
PIC 0	Online	Load Type 1
PIC 1	Online	4x 1GE(LAN), IQ2E
PIC 3	Online	1x OC-12-3 SFP
Slot 3	Online	FPC Type 4-ES
PIC 0	Online	4x 10GE (LAN/WAN) XFP
PIC 1	Online	4x OC-192 SONET XFP
Slot 5	Online	FPC Type 2-ES
PIC 0	Online	Load Type 2
PIC 1	Online	8x 1GE(LAN), IQ2E
PIC 2	Online	8x 1GE(LAN), IQ2E
PIC 3	Online	1x OC-48-12-3 SFP
Slot 7	Online	FPC Type 4
PIC 0	Online	4x 10GE (LAN/WAN) XFP

**show chassis fpc
(T4000 Router)**

user@host> show chassis fpc

```
regress@stymphalian# run show chassis fpc
```

Slot	State	Temp (C)	CPU Utilization (%) Total Interrupt	Memory DRAM (MB)	Utilization (%) Heap Buffer
0	Online	48	15 0	2816	21 27
1	Empty				
2	Empty				
3	Online	51	15 0	2816	21 27
4	Empty				
5	Online	39	8 0	2048	6 23
6	Online	49	15 0	2816	21 27
7	Empty				

**show chassis fpc detail
(T4000 Router)**

user@host> show chassis fpc detail

```
Slot 0 information:
```

State	Online
Temperature	48 degrees C / 118 degrees F
Total CPU DRAM	2816 MB
Total SRAM	1554 MB
Total SDRAM	10752 MB
Start time	2012-02-09 22:56:25 PST
Uptime	2 hours, 40 minutes, 52 seconds

```
Slot 3 information:
```

State	Online
Temperature	51 degrees C / 123 degrees F
Total CPU DRAM	2816 MB
Total SRAM	1554 MB
Total SDRAM	10752 MB
Start time	2012-02-09 22:56:22 PST
Uptime	2 hours, 40 minutes, 55 seconds

```
Slot 5 information:
```

State	Online
Temperature	39 degrees C / 102 degrees F
Total CPU DRAM	2048 MB
Total SRAM	128 MB

```

Total SDRAM                2560 MB
Start time                  2012-02-09 22:51:27 PST
Uptime                      2 hours, 45 minutes, 50 seconds
Slot 6 information:
State                       Online
Temperature                  49 degrees C / 120 degrees F
Total CPU DRAM              2816 MB
Total SRAM                  1554 MB
Total SDRAM                 10752 MB
Start time                  2012-02-09 22:56:29 PST
Uptime                      2 hours, 40 minutes, 48 seconds

```

```

show chassis fpc pic-status (T4000 Router)
user@host> show chassis fpc pic-status
Slot 0  Online      FPC Type 5-3D
PIC 0   Online      12x10GE (LAN/WAN) SFPP
PIC 1   Online      12x10GE (LAN/WAN) SFPP
Slot 3  Online      FPC Type 5-3D
PIC 0   Online      1x100GE
PIC 1   Online      12x10GE (LAN/WAN) SFPP
Slot 5  Online      FPC Type 4-ES
PIC 0   Online      100GE
PIC 1   Online      100GE CFP
Slot 6  Online      FPC Type 5-3D
PIC 0   Online      12x10GE (LAN/WAN) SFPP
PIC 1   Online      12x10GE (LAN/WAN) SFPP

```

```

show chassis fpc (QFX Series)
user@switch> show chassis fpc
Temp CPU Utilization (%) Memory      Utilization (%)
Slot State              (C) Total Interrupt    DRAM (MB) Heap      Buffer
0 Online                26      2           0      2820      0      49

```

```

show chassis fpc detail (QFX3500 Switches)
user@switch> show chassis fpc detail
Slot 0 information:
State                       Online
Temperature                  28 degrees C / 82 degrees F
Total CPU DRAM              2820 MB
Total SRAM                  0 MB
Total SDRAM                 0 MB
Start time                  2010-09-20 01:34:13 PDT
Uptime                      3 days, 3 hours, 31 minutes, 48 seconds

```

```

show chassis fpc pic-status (QFX3500 Switches)
user@switch> show chassis fpc pic-status
Slot 0  Online      QFX 48x10G 4x40G Switch
PIC 0   Online      48x 10G-SFP+
PIC 1   Online      15x 10G-SFP+

```

```

show chassis fpc interconnect-device (QFabric Switch)
user@switch> show chassis fpc interconnect-device interconnect1
FPC status:
Temp
Slot State              (C)
0 Online                0
1 Online                0
2 Online                0
3 Online                0
4 Online                0
5 Online                0
6 Online                0
7 Online                0
8 Online                0
9 Online                0

```

```

10 Online 0
11 Online 0
12 Online 0
13 Online 0
14 Online 0
15 Online 0

show chassis fpc interconnect-device (QFabric Switch) user@switch> show chassis fpc interconnect-device interconnect1 3
FPC status:
Slot State Temp
3 Online (C) 0

show chassis fpc interconnect-device detail (QFabric Switch) user@switch> show chassis fpc interconnect-device interconnect1 3 detail
Slot 3 information:
State Online
Temperature 0 degrees C / 32 degrees F
Start time 2011-08-18 10:45:04 PDT
Uptime 1 minute, 49 seconds

show chassis fpc pic-status interconnect-device (QFabric Switch) user@switch> show chassis fpc pic-status interconnect-device interconnect1
Slot 0 Online QFX 16-port QSFP+ Front Card
PIC 0 Online 16x 40G-QSFP+
PIC 1 Online 16x 40G-GE
Slot 1 Online QFX 16-port QSFP+ Front Card
PIC 0 Online 16x 40G-QSFP+
PIC 1 Online 16x 40G-GE
Slot 2 Online QFX 16-port QSFP+ Front Card
PIC 0 Online 16x 40G-QSFP+
PIC 1 Online 16x 40G-GE
Slot 3 Online QFX 16-port QSFP+ Front Card
PIC 0 Online 16x 40G-QSFP+
PIC 1 Online 16x 40G-GE
Slot 4 Online QFX 16-port QSFP+ Front Card
PIC 0 Online 16x 40G-QSFP+
PIC 1 Online 16x 40G-GE
Slot 5 Online QFX 16-port QSFP+ Front Card
PIC 0 Online 16x 40G-QSFP+
PIC 1 Online 16x 40G-GE
Slot 6 Online QFX 16-port QSFP+ Front Card
PIC 0 Online 16x 40G-QSFP+
PIC 1 Online 16x 40G-GE
Slot 7 Online QFX 16-port QSFP+ Front Card
PIC 0 Online 16x 40G-QSFP+
PIC 1 Online 16x 40G-GE
Slot 8 Online QFX Fabric Rear Card
PIC 0 Online 16x 40G-GE
Slot 9 Online QFX Fabric Rear Card
PIC 0 Online 16x 40G-GE
Slot 10 Online QFX Fabric Rear Card
PIC 0 Online 16x 40G-GE
Slot 11 Online QFX Fabric Rear Card
PIC 0 Online 16x 40G-GE
Slot 12 Online QFX Fabric Rear Card
PIC 0 Online 16x 40G-GE
Slot 13 Online QFX Fabric Rear Card
PIC 0 Online 16x 40G-GE
Slot 14 Online QFX Fabric Rear Card
PIC 0 Online 16x 40G-GE

```



```

Slot 15 Online      QFX Fabric Rear Card
PIC 0 Online       16x 40G-GE

show chassis fpc    user@switch> show chassis fpc pic-status node-device node1
pic-status node-device
(QFabric Switch)   Slot node1 Online      QFX 48x10G 4x40G Switch
                   PIC 0 Online       48x 10G-SFP+
                   PIC 1 Online       4x 40G-QSFP+

show chassis fpc    user@host> show chassis fpc
(PTX5000 Packet    Temp CPU Utilization (%) Memory Utilization (%)
Transport Switch)   (C) Total Interrupt DRAM (MB) Heap Buffer

Slot State
0 Empty
1 Empty
2 Online           50      6      0      2816      5      27
3 Empty
4 Empty
5 Online           48      9      0      2816      5      27
6 Empty
7 Online           49      8      0      2816      5      27

show chassis fpc detail user@host> show chassis fpc detail
(PTX5000 Packet      Slot 2 information:
Transport Switch)    State Online
                    Temperature 35 degrees C / 95 degrees F (PMB)
                    Temperature 35 degrees C / 95 degrees F (Intake)
                    Temperature 50 degrees C / 122 degrees F (Exhaust A)
                    Temperature 54 degrees C / 129 degrees F (Exhaust B)
                    Temperature 54 degrees C / 129 degrees F (TL0)
                    Temperature 52 degrees C / 125 degrees F (TQ0)
                    Temperature 61 degrees C / 141 degrees F (TL1)
                    Temperature 58 degrees C / 136 degrees F (TQ1)
                    Temperature 57 degrees C / 134 degrees F (TL2)
                    Temperature 58 degrees C / 136 degrees F (TQ2)
                    Temperature 62 degrees C / 143 degrees F (TL3)
                    Temperature 61 degrees C / 141 degrees F (TQ3)
                    Total CPU DRAM 2816 MB
                    Total SRAM 0 MB
                    Total SDRAM 0 MB
                    Start time 2012-01-12 12:05:42 PST
                    Uptime 3 hours, 14 minutes, 7 seconds

Slot 5 information:
State Online
Temperature 35 degrees C / 95 degrees F (PMB)
Temperature 34 degrees C / 93 degrees F (Intake)
Temperature 48 degrees C / 118 degrees F (Exhaust A)
Temperature 53 degrees C / 127 degrees F (Exhaust B)
Temperature 54 degrees C / 129 degrees F (TL0)
Temperature 52 degrees C / 125 degrees F (TQ0)
Temperature 69 degrees C / 156 degrees F (TL1)
Temperature 56 degrees C / 132 degrees F (TQ1)
Temperature 54 degrees C / 129 degrees F (TL2)
Temperature 56 degrees C / 132 degrees F (TQ2)
Temperature 59 degrees C / 138 degrees F (TL3)
Temperature 60 degrees C / 140 degrees F (TQ3)
Total CPU DRAM 2816 MB
Total SRAM 0 MB
Total SDRAM 0 MB
Start time 2012-01-12 12:05:43 PST
Uptime 3 hours, 14 minutes, 6 seconds

```

Slot 7 information:

State	Online
Temperature	35 degrees C / 95 degrees F (PMB)
Temperature	33 degrees C / 91 degrees F (Intake)
Temperature	50 degrees C / 122 degrees F (Exhaust A)
Temperature	55 degrees C / 131 degrees F (Exhaust B)
Temperature	56 degrees C / 132 degrees F (TL0)
Temperature	56 degrees C / 132 degrees F (TQ0)
Temperature	61 degrees C / 141 degrees F (TL1)
Temperature	57 degrees C / 134 degrees F (TQ1)
Temperature	55 degrees C / 131 degrees F (TL2)
Temperature	59 degrees C / 138 degrees F (TQ2)
Temperature	62 degrees C / 143 degrees F (TL3)
Temperature	62 degrees C / 143 degrees F (TQ3)
Total CPU DRAM	2816 MB
Total SRAM	0 MB
Total SDRAM	0 MB
Start time	2012-01-12 12:05:44 PST
Uptime	3 hours, 14 minutes, 5 seconds

```

show chassis fpc pic-status (PTX5000 Packet Transport Switch)
user@host> show chassis fpc pic-status
Slot 2  Online      FPC
PIC 0   Online      24x 10GE(LAN) SFP+
PIC 1   Online      24x 10GE(LAN) SFP+
Slot 5  Online      FPC
PIC 0   Online      24x 10GE(LAN) SFP+
PIC 1   Online      2x 40GE CFP
Slot 7  Online      FPC
PIC 0   Online      24x 10GE(LAN) SFP+
PIC 1   Online      2x 40GE CFP

```

show chassis fpc-feb-connectivity

Syntax	show chassis fpc-feb-connectivity
Release Information	Command introduced in Junos OS Release 8.0.
Description	(M120 router only) Display the Flexible PIC Concentrator (FPC) and Forwarding Engine Board (FEB) mapping and their respective states.
Options	This command has no options.
Required Privilege Level	view
Related Documentation	<ul style="list-style-type: none"> • request chassis fpc on page 183 • show chassis fpc on page 480 • show chassis fabric fpcs on page 385 • Configuring the Junos OS to Resynchronize FPC Sequence Numbers with Active FPCs when an FPC Comes Online • MX960 Flexible PIC Concentrator Description
List of Sample Output	show chassis fpc-feb-connectivity on page 502
Output Fields	Table 79 on page 501 lists the output fields for the show chassis fpc-feb-connectivity command. Output fields are listed in the approximate order in which they appear.

Table 79: show chassis fpc-feb-connectivity Output Fields

Field Name	Field Description
FPC	Slot number of the Flexible PIC Concentrator (FPC).
FPC type	Type of FPC: Type 1 , Type 2 , Type 3 , or cFPC .
FPC state	<p>State of the FPC. State can be any of the following:</p> <ul style="list-style-type: none"> • Announce offline—Intermediate state where FPC is going down but is not offline and the Chassis manager acknowledges that the FPC is in the process of going offline. • Announce online—Intermediate state where FPC is coming up but is not online and the Chassis manager acknowledges that the FPC is in the process of coming online. • Empty—No FPC is present. • Offline—FPC is powered down. • Online—FPC is online and running. • Present—The chassis process has detected the FPC, but the FPC is either not supported by the current version of the Junos OS or FPC is coming up but is not online. • Ready—FPC is in transition state.
Connected FEB	Slot number of the Forwarding Engine Board (FEB) connected to the FPC or None if the FPC is not connected to a FEB.

Table 79: show chassis fpc-feb-connectivity Output Fields (*continued*)

Field Name	Field Description
FEB state	<p>State of the FEB. State can be any of the following:</p> <ul style="list-style-type: none"> • Announce offline—Intermediate state where FEB is going down but is not offline and the Chassis manager acknowledges that the FEB is in the process of going offline. • Announce online—Intermediate state where FEB is coming up but is not online and the Chassis manager acknowledges that the FEB is in the process of coming online. • Empty—No FEB is present. • Offline—FEB is powered down. • Online—FEB is online and running. • Present—The chassis process has detected the FEB, but the FEB is either not supported by the current version of the Junos OS or FEB is coming up but is not online. • Ready—FEB is in transition state.
Link status	<p>Status of the link connecting the R-FEB and R-FPC:</p> <ul style="list-style-type: none"> • Error • Misconfiguration—Configuration between the R-FEB and the F-FPC is incorrect. • OK

Sample Output

```

show chassis fpc-feb-connectivity user@host> show chassis fpc-feb-connectivity
fpc-feb-connectivity
FPC  FPC type  FPC state  Connected FEB  FEB state  Link status
0    cFPC      Online    0              Empty
1    cFPC      Online    1              Online    OK
2    Type 3   Online    3              Online    OK
3    Type 2   Online    None
4    Type 1   Online    4              Online    OK
5    Type 3   Online    None

FIFO errors: 0, HS link CRC errors: 0, MTU errors: 0, Resource errors: 0
Egress queues: 8 supported, 8 in use
Queue counters:      Queued packets  Transmitted packets      Dropped packets

0 best-effort          0              0              0
1 expedited-fo         0              0              0
2 assured-forw         0              0              0
3 network-cont         0              0              0

Active alarms  : PLL, LOS, LINK
Active defects : PLL, LOF, LOS, SEF, LOP, BERR-SF, PLM-P, LINK
PCS statistics
  Bit errors          0
  Errored blocks      3
MAC statistics:
  Receive             Transmit
  Total octets        0          0
  Total packets       0          0

```

show chassis hardware

Syntax	show chassis hardware <detail extensive> <clei-models> <models>
Syntax (EX Series)	show chassis hardware <clei-models> <detail extensive> <models>
Syntax (T4000 Router)	show chassis hardware <clei-models> <detail extensive> <models>
Syntax (TX Matrix Router)	show chassis hardware <clei-models> <detail extensive> <models> <lcc <i>number</i> scc>
Syntax (TX Matrix Plus Router)	show chassis hardware <clei-models> <detail extensive> <models> <lcc <i>number</i> sfc <i>number</i> >
Syntax (MX Series Router)	show chassis hardware <detail extensive> <clei-models> <models> <all-members> <local> <member <i>member-id</i> >
Syntax (QFX Series)	show chassis hardware <detail extensive> <clei-models> <interconnect-device <i>name</i> > <node-device <i>name</i> > <models>
Syntax (PTX Series Packet Transport Switches)	show chassis hardware <clei-models> <detail extensive> <models>
Release Information	Command introduced before Junos OS Release 7.4. models option introduced in Junos OS Release 8.2. Command introduced in Junos OS Release 9.0 for EX Series switches.

sfc option introduced for the TX Matrix Plus router in Junos OS Release 9.6.
Command introduced in Junos OS Release 11.1 for the QFX Series.
Command introduced in Junos OS Release 12.1 for the PTX Series Packet Transport Switches.

Description Display a list of all Flexible PIC Concentrators (FPCs) and PICs installed in the router or switch chassis, including the hardware version level and serial number.

In the EX Series switch command output, FPC refers to the following:

- On EX2200 switches, EX3200 switches, EX4200 standalone switches, and EX4500 switches—Refers to the switch; FPC **number** is always 0.
- On EX4200 switches in a Virtual Chassis configuration—Refers to the member of a Virtual Chassis; FPC **number** equals the member ID, from 0 through 9.
- On EX8208 and EX8216 switches—Refers to a line card; FPC **number** equals the slot number for the line card.

On a QFX3500 standalone switch, both the FPC and FPC **number** are always 0.

On Type 5 FPC on T4000 routers, there are no **top temperature sensor** or **bottom temperature sensor** parameters. Instead, **fan intake temperature sensor** and **fan exhaust temperature sensors** parameters are displayed.

Options **none**—Display information about hardware. For a TX Matrix router, display information about the TX Matrix router and its attached T640 routers. For a TX Matrix Plus router, display information about the TX Matrix Plus router and its attached T1600 routers.

clei-models—(Optional) Display Common Language Equipment Identifier (CLEI) barcode and model number for orderable field-replaceable units (FRUs).

detail—(Optional) Include RAM and disk information in output.

extensive—(Optional) Display ID EEPROM information.

all-members—(MX Series routers only) (Optional) Display hardware-specific information for all the members of the Virtual Chassis configuration.

interconnect-device name—(QFabric switches only) (Optional) Display hardware-specific information for the Interconnect device.

lcc number—(TX Matrix and TX Matrix Plus routers only) (Optional) On a TX Matrix router, display hardware information for a specified T640 router (or line-card chassis) that is connected to the TX Matrix router. On a TX Matrix Plus router, display hardware information for a specified T1600 router (or line-card chassis) that is connected to the TX Matrix Plus router. Replace **number** with a value from 0 through 3.

local—(MX Series routers only) (Optional) Display hardware-specific information for the local Virtual Chassis members.

member *member-id*—(MX Series routers only) (Optional) Display hardware-specific information for the specified member of the Virtual Chassis configuration. Replace *member-id* with a value of 0 or 1.

models—(Optional) Display model numbers and part numbers for orderable FRUs and, for components that use ID EEPROM format v2, the CLEI code.

node-device *name*—(QFabric switches only) (Optional) Display hardware-specific information for the Node device.

scc—(TX Matrix router only) (Optional) Display hardware information for the TX Matrix router (or switch-card chassis).

sfc *number*—(TX Matrix Plus router only) (Optional) Display hardware information for the TX Matrix Plus router (or switch-fabric chassis). Replace *number* with 0.

Additional Information The **show chassis hardware detail** command now displays DIMM information for the following Routing Engines:

Table 80: Routing Engines Displaying DIMM Information

Routing Engines	Routers
RE-S-1800x2 and RE-S-1800x4	MX240, MX480, and MX960 routers
RE-A-1800x2	M120 and M320 routers

Required Privilege Level view

Related Documentation

- [show chassis power on page 590](#)

List of Sample Output

- [show chassis hardware \(EX8216 Switch\) on page 509](#)
- [show chassis hardware clei-models \(EX8216 Switch\) on page 510](#)
- [show chassis hardware clei-models \(T1600 Router\) on page 511](#)
- [show chassis hardware detail \(EX4200 Switch\) on page 511](#)
- [show chassis hardware models \(EX4500 Switch\) on page 512](#)
- [show chassis hardware \(J6350 Router\) on page 512](#)
- [show chassis hardware \(J6300 Router\) on page 512](#)
- [show chassis hardware \(M7i Router\) on page 512](#)
- [show chassis hardware \(M10 Router\) on page 513](#)
- [show chassis hardware models \(M10 Router\) on page 513](#)
- [show chassis hardware \(M20 Router\) on page 514](#)
- [show chassis hardware models \(M20 Router\) on page 514](#)
- [show chassis hardware \(M40 Router\) on page 515](#)
- [show chassis hardware \(M40e Router\) on page 515](#)
- [show chassis hardware \(M120 Router\) on page 516](#)
- [show chassis hardware detail \(M120 Router\) on page 517](#)
- [show chassis hardware models \(M120 Router\) on page 518](#)
- [show chassis hardware \(M160 Router\) on page 518](#)

[show chassis hardware models \(M160 Router\) on page 519](#)
[show chassis hardware detail \(M160 Router\) on page 519](#)
[show chassis hardware \(M320 Router\) on page 520](#)
[show chassis hardware models \(M320 Router\) on page 521](#)
[show chassis hardware \(MX5 Router\) on page 522](#)
[show chassis hardware \(MX10 Router\) on page 522](#)
[show chassis hardware \(MX40 Router\) on page 523](#)
[show chassis hardware \(Fixed MX80 Router\) on page 524](#)
[show chassis hardware \(Modular MX80 Router\) on page 524](#)
[show chassis hardware \(MX240 Router\) on page 524](#)
[show chassis hardware detail \(MX 240 Router with Routing Engine Displaying DIMM information\) on page 525](#)
[show chassis hardware \(MX240 Router with Enhanced MX SCB\) on page 525](#)
[show chassis hardware \(MX480 Router\) on page 526](#)
[show chassis hardware \(MX480 Router with Enhanced MX SCB\) on page 527](#)
[show chassis hardware \(MX960 Router\) on page 527](#)
[show chassis hardware \(MX960 Router with Bidirectional Optics\) on page 527](#)
[show chassis hardware \(MX960 Router with Enhanced MX SCB\) on page 528](#)
[show chassis hardware models \(MX960 Router with Enhanced MX SCB\) on page 530](#)
[show chassis hardware detail \(MX960 Router\) on page 531](#)
[show chassis hardware \(T320 Router\) on page 531](#)
[show chassis hardware \(T640 Router\) on page 532](#)
[show chassis hardware models \(T640 Router\) on page 533](#)
[show chassis hardware extensive \(T640 Router\) on page 533](#)
[show chassis hardware \(T4000 Router\) on page 534](#)
[show chassis hardware clei-models \(T4000 Router\) on page 536](#)
[show chassis hardware detail \(T4000 Router\) on page 536](#)
[show chassis hardware models \(T4000 Router\) on page 538](#)
[show chassis hardware lcc \(TX Matrix Router\) on page 539](#)
[show chassis hardware scc \(TX Matrix Router\) on page 539](#)
[show chassis hardware \(T1600 Router\) on page 540](#)
[show chassis hardware \(TX Matrix Plus Router\) on page 542](#)
[show chassis hardware sfc \(TX Matrix Plus Router\) on page 547](#)
[show chassis hardware extensive \(TX Matrix Plus Router\) on page 548](#)
[show chassis hardware clei-models \(TX Matrix Plus Router\) on page 549](#)
[show chassis hardware detail \(TX Matrix Plus Router\) on page 552](#)
[show chassis hardware models \(TX Matrix Plus Router\) on page 553](#)
[show chassis hardware \(16-Port 10-Gigabit Ethernet MPC with SFP+ Optics \[MX Series Routers\]\) on page 556](#)
[show chassis hardware \(MPC3E \[MX Series Routers\]\) on page 557](#)
[show chassis hardware \(QFX3500 Switches\) on page 558](#)
[show chassis hardware detail \(QFX3500 Switches\) on page 558](#)
[show chassis hardware models \(QFX3500 Switches\) on page 559](#)
[show chassis hardware clei-models \(QFX3500 Switches\) on page 559](#)
[show chassis hardware interconnect-device \(QFabric Switches\) on page 560](#)
[show chassis hardware node-device \(QFabric Switches\) on page 560](#)
[show chassis hardware \(PTX5000 Packet Transport Switch\) on page 560](#)
[show chassis hardware clei-models \(PTX5000 Packet Transport Switch\) on page 561](#)
[show chassis hardware detail \(PTX5000 Packet Transport Switch\) on page 562](#)

[show chassis hardware models \(PTX5000 Packet Transport Switch\) on page 563](#)
[show chassis hardware extensive \(PTX5000 Packet Transport Switch\) on page 564](#)

Output Fields [Table 81 on page 507](#) lists the output fields for the **show chassis hardware** command. Output fields are listed in the approximate order in which they appear.

Table 81: show chassis hardware Output Fields

Field Name	Field Description	Level of Output
Item	<p>Chassis component:</p> <ul style="list-style-type: none"> (EX Series switches)—Information about the chassis, Routing Engine (SRE and Routing Engine modules in EX8200 switches), power supplies, fan trays, and LCD panel. Also displays information about Flexible PIC Concentrators (FPCs) and associated Physical Interface Cards (PICs). Information about the backplane, midplane, and SIBs (SF modules) is displayed for EX8200 switches. See EX Series Switches Hardware and CLI Terminology Mapping. (MX Series routers)—Information about the backplane, Routing Engine, Power Entry Modules (PEMs), and fan trays. Also displays information about Flexible PIC Concentrators (FPCs) and associated Physical Interface Cards (PICs), Modular Port Concentrators (MPCs) and associated Modular Interface Cards (MICs), or Dense Port Concentrators (DPCs). MX80 routers have a single Routing Engine and a built-in Packet Forwarding Engine that attaches directly to MICs. The Packet Forwarding Engine has two “pseudo” FPCs (FPC 0 and FPC1). MX80 routers also have a Forwarding Engine Board (FEB). (M Series routers, except for the M320 router)—Information about the backplane; power supplies; fan trays; Routing Engine; maxicab (the connection between the Routing Engine and the backplane, for the M40 router only); SCB, SSB, SFM, or FEB; MCS and PCG (for the M160 router only); each FPC and PIC; and each fan, blower, and impeller. (M120, M320, and T Series routers)—Information about the backplane, power supplies, fan trays, midplane, FPM (craft interface), CIP, PEM, SCG, CB, FPC, PIC, SFP, SPMB, and SIB. (QFX Series)—Information about the chassis, Routing Engine, power supplies, fan trays, Interconnect devices, and Node devices. Also displays information about Flexible PIC Concentrators (FPCs) and associated Physical Interface Cards (PICs). (PTX Series)—Information about the chassis, midplane, craft interface (FPM), power distribution units (PDUs) and Power Supply Modules (PSMs), Centralized Clock Generators (CCGs), Routing Engines, Control Boards (CBs) and Switch Processor Mezzanine Boards (SPMBs), Flexible PIC Concentrators (FPCs), PICs, Switch Interface Boards (SIBs), and fan trays (vertical and horizontal). 	All levels
Version	Revision level of the chassis component.	All levels
Part number	Part number of the chassis component.	All levels
Serial number	Serial number of the chassis component. The serial number of the backplane is also the serial number of the router or switch chassis. Use this serial number when you need to contact Juniper Networks Customer Support about the router or switch chassis.	All levels
Assb ID or Assembly ID	(extensive keyword only) Identification number that describes the FRU hardware.	extensive

Table 81: show chassis hardware Output Fields (*continued*)

Field Name	Field Description	Level of Output
Assembly Version	(extensive keyword only) Version number of the FRU hardware.	extensive
Assembly Flags	(extensive keyword only) Flags.	extensive
FRU model number	(clei-models , extensive , and models keyword only) Model number of the FRU hardware component.	none specified
CLEI code	(clei-models and extensive keyword only) Common Language Equipment Identifier code. This value is displayed only for hardware components that use ID EEPROM format v2. This value is not displayed for components that use ID EEPROM format v1.	none specified
EEPROM Version	ID EEPROM version used by the hardware component: 0x00 (version 0), 0x01 (version 1), or 0x02 (version 2).	extensive
Description	<p>Brief description of the hardware item:</p> <ul style="list-style-type: none"> • Type of power supply. • Type of PIC. If the PIC type is not supported on the current software release, the output states Hardware Not Supported. • Type of FPC: FPC Type 1, FPC Type 2, FPC Type 3, FPC Type 4, or FPC TypeOC192. <p>On EX Series switches, a brief description of the FPC.</p> <p>On the J Series routers, the FPC type corresponds to the Physical Interface Module (PIM). The following list shows the PIM abbreviation in the output and the corresponding PIM name.</p> <ul style="list-style-type: none"> • 2x FE—Either two built-in Fast Ethernet interfaces (fixed PIM) or dual-port Fast Ethernet PIM • 4x FE—4-port Fast Ethernet ePIM • 1x GE Copper—Copper Gigabit Ethernet ePIM (one 10-Mbps, 100-Mbps, or 1000-Mbps port) • 1x GE SFP—SFP Gigabit Ethernet ePIM (one fiber port) • 4x GE Base PIC—Four built-in Gigabit Ethernet ports on a J4350 or J6350 chassis (fixed PIM) • 2x Serial—Dual-port serial PIM • 2x T1—Dual-port T1 PIM • 2x E1—Dual-port E1 PIM • 2x CTIE1—Dual-port channelized T1/E1 PIM • 1x T3—T3 PIM (one port) • 1x E3—E3 PIM (one port) • 4x BRI S/T—4-port ISDN BRI S/T PIM • 4x BRI U—4-port ISDN BRI U PIM • 1x ADSL Annex A—ADSL 2/2+ Annex A PIM (one port, for POTS) • 1x ADSL Annex B—ADSL 2/2+ Annex B PIM (one port, for ISDN) • 2x SHDSL (ATM)—G SHDSL PIM (2-port two-wire module or 1-port four-wire module) 	All levels

Table 81: show chassis hardware Output Fields (*continued*)

Field Name	Field Description	Level of Output
	<ul style="list-style-type: none"> • 1x TGM550—TGM550 Telephony Gateway Module (Avaya VoIP gateway module with one console port, two analog LINE ports, and two analog TRUNK ports) • 1x DS1 TIM510—TIM510 E1/T1 Telephony Interface Module (Avaya VoIP media module with one E1 or T1 trunk termination port and ISDN PRI backup) • 4x FXS, 4x FXO, TIM514—TIM514 Analog Telephony Interface Module (Avaya VoIP media module with four analog LINE ports and four analog TRUNK ports) • 4x BRI TIM521—TIM521 BRI Telephony Interface Module (Avaya VoIP media module with four ISDN BRI ports) • Crypto Accelerator Module—For enhanced performance of cryptographic algorithms used in IP Security (IPsec) services • MPCM16x10GE—16-port 10-Gigabit Module Port Concentrator that supports SFP+ optical transceivers. (Not on EX Series switches.) • For hosts, the Routing Engine type. • For small form-factor pluggable transceiver (SFP) modules, the type of fiber: LX, SX, LH, or T. • LCD description for EX Series switches (except EX2200 switches). • MPC3E—1-port MPC3E that supports two separate slots for MICs (MIC-3D-1X100GE-CFP and MIC-3D-20GE-SFP) on MX960, MX480, and MX240 routers. The MPC3E maps one MIC to one PIC (1 MIC, 1 PIC), which differs from the mapping of legacy MPCs. • 100GBASE-LR4, pluggable CFP optics • Supports the Enhanced MX Switch Control Board with fabric redundancy and existing SCBs without fabric redundancy. • Interoperates with existing MX Series line cards, including Flexible Port Concentrators (FPC), Dense Port Concentrators (DPCs), and Modular Port Concentrators (MPCs). • LCD description for MX Series routers 	

Sample Output

```

user@host> show chassis hardware
show chassis hardware
Hardware inventory:
Item          Version  Part number  Serial number  Description
Chassis       REV 06   710-016845   CY0109220035   EX8216
Midplane     REV 06   710-016845   BA0909120112   EX8216-MP
CB 0         REV 22   710-020771   AX0109197723   EX8216-RE320
CB 1         REV 22   710-020771   AX0109197726   EX8216-RE320
Routing Engine 1    BUILTIN    BUILTIN        RE-EX8216
FPC 3        REV 19   710-020683   BC0109083125   EX8200-48F
CPU          REV 13   710-020598   BF0109144549   EX8200-CPU
FPC 4        REV 17   710-020683   BC0108500127   EX8200-48F
CPU          REV 10   710-020598   BF0108460510   EX8200-CPU
PIC 0        BUILTIN    BUILTIN        48x 100 Base-QFX/1000
Base-X
Xcvr 1       REV 01   740-011613   PE70V89        SFP-SX
Xcvr 11      REV 01   740-011613   PE70YCE        SFP-SX
Xcvr 12      REV 01   740-011613   PE70VSH        SFP-SX
Xcvr 13      REV 01   740-011613   E08C02063     SFP-SX

```

Xcvr 14	REV 01	740-011613	PE70VKU	SFP-SX
Xcvr 15	REV 01	740-011613	E08E03372	SFP-SX
Xcvr 21	REV 01	740-011613	PE70VAD	SFP-SX
Xcvr 22	REV 01	740-011613	E08E01228	SFP-SX
Xcvr 23	REV 01	740-011613	PE70VSL	SFP-SX
Xcvr 24	REV 01	740-011613	E08E03409	SFP-SX
Xcvr 25	REV 01	740-011613	PE70VL4	SFP-SX
Xcvr 26	REV 01	740-011613	PDQ4L2Z	SFP-SX
Xcvr 27	REV 01	740-011613	PE70WFK	SFP-SX
Xcvr 28	REV 01	740-011782	PBD2B5U	SFP-SX
Xcvr 29	REV 01	740-011613	PE70UQX	SFP-SX
Xcvr 30	REV 01	740-011613	PE70VL5	SFP-SX
Xcvr 31	REV 01	740-011613	PE70V0F	SFP-SX
Xcvr 32	REV 01	740-011613	E08C02052	SFP-SX
Xcvr 33	REV 01	740-011613	E08C02197	SFP-SX
Xcvr 34	REV 01	740-011613	PE70V0L	SFP-SX
Xcvr 35	REV 01	740-011613	E08E03390	SFP-SX
Xcvr 36	REV 01	740-011613	PDQ4VL9	SFP-SX
Xcvr 37	REV 01	740-011613	E08E03370	SFP-SX
Xcvr 38	REV 01	740-011613	E08E03362	SFP-SX
Xcvr 39	REV 01	740-011613	E08C02065	SFP-SX
Xcvr 40	REV 01	740-011613	E08E03405	SFP-SX
Xcvr 41	REV 01	740-011613	E08E03411	SFP-SX
Xcvr 43	REV 01	740-011613	E08C02171	SFP-SX
Xcvr 45	REV 01	740-011613	E08E03410	SFP-SX
FPC 13	REV 16	710-016837	BB0109051344	EX8200-8XS
CPU				
SIB 0	REV 10	710-021613	AY0109166244	EX8216-SF320
SIB 1	REV 10	710-021613	AY0109166357	EX8216-SF320
SIB 2	REV 10	710-021613	AY0109166362	EX8216-SF320
SIB 3	REV 10	710-021613	AY0109166338	EX8216-SF320
SIB 4	REV 10	710-021613	AY0109166350	EX8216-SF320
SIB 5	REV 10	710-021613	AY0109166365	EX8216-SF320
SIB 6	REV 10	710-021613	AY0109166361	EX8216-SF320
SIB 7	REV 10	710-021613	AY0109166399	EX8216-SF320
PSU 0	REV 17	740-021466	BG0709170003	EX8200-AC2K
PSU 1	REV 17	740-021466	BG0709170004	EX8200-AC2K
PSU 2	REV 17	740-021466	BG0709170020	EX8200-AC2K
PSU 3	REV 17	740-021466	BG0709170017	EX8200-AC2K
PSU 4	REV 17	740-021466	BG0709170008	EX8200-AC2K
PSU 5	REV 17	740-021466	BG0709170018	EX8200-AC2K
Top Fan Tray				
FTC 0	REV 4	760-022620	CX1209140212	EX8216-FT
FTC 1	REV 4	760-022620	CX1209140212	EX8216-FT
Bottom Fan Tray				
FTC 0	REV 4	760-022620	CX1209140211	EX8216-FT
FTC 1	REV 4	760-022620	CX1209140211	EX8216-FT
LCD 0	REV 04	710-025742	CE0109186919	EX8200 LCD

show chassis hardware user@host> **show chassis hardware clei-models**

clei-models (EX8216 Switch)

Hardware inventory:				
Item	Version	Part number	CLEI code	FRU model number
Midplane	REV 08	710-016845		
PSU 0	REV 05	740-023002	COUPAEAEAA	EX8200-PWR-AC3KR
PSU 1	REV 05	740-023002	COUPAEAEAA	EX8200-PWR-AC3KR
PSU 2	REV 05	740-023002	COUPAEAEAA	EX8200-PWR-AC3KR
PSU 3	REV 05	740-023002	COUPAEAEAA	EX8200-PWR-AC3KR
PSU 4	REV 05	740-023002	COUPAEAEAA	EX8200-PWR-AC3KR
PSU 5	REV 05	740-023002	COUPAEAEAA	EX8200-PWR-AC3KR

Top Fan Tray
Bottom Fan Tray

**show chassis hardware
clei-models (T1600
Router)**

user@host> show chassis hardware clei-models

Hardware inventory:

Item	Version	Part number	CLEI code	FRU model number
Midplane	REV 03	710-005608		CHAS-BP-T640-S
FPM Display	REV 05	710-002897		CRAFT-T640-S
CIP	REV 06	710-002895		CIP-L-T640-S
PEM 0	Rev 07	740-017906	IPUPAC7KTA	PWR-T1600-3-80-DC-S
PEM 1	Rev 18	740-002595		PWR-T-DC-S
SCG 0	REV 15	710-003423		SCG-T-S
Routing Engine 0	REV 08	740-014082		RE-A-2000-4096-S
Routing Engine 1	REV 07	740-014082		RE-A-2000-4096-S
CB 0	REV 05	710-007655		CB-T-S
CB 1	REV 03	710-017707		CB-T-S
FPC 0	REV 07	710-013558		T640-FPC2-E2
PIC 0	REV 01	750-010618		PB-4GE-SFP
PIC 1	REV 06	750-001900		PB-10C48-SON-SMSR
PIC 2	REV 14	750-001901		PB-40C12-SON-SMIR
PIC 3	REV 07	750-001900		PB-10C48-SON-SMSR
FPC 1	REV 06	710-013553		T640-FPC1-E2
PIC 0	REV 08	750-001072		P-1GE-SX
PIC 1	REV 10	750-012266		PB-4GE-TYPE1-SFP-IQ2
PIC 2	REV 22	750-005634		PB-1CHOC12SMIR-QPP
FPC 2				
PIC 0	REV 16	750-007141		PC-10GE-SFP
PIC 1	REV 06	750-015217		PC-8GE-TYPE3-SFP-IQ2
PIC 2	REV 05	750-004695		PC-TUNNEL
PIC 3	REV 17	750-009553		PC-40C48-SON-SFP
FPC 3	REV 01	710-010154		T640-FPC3-E
PIC 0	REV 07	750-012793		PC-1XGE-TYPE3-XFP-IQ2
PIC 1	REV 25	750-007141		PC-10GE-SFP
PIC 2	REV 17	750-009553		PC-40C48-SON-SFP
PIC 3	REV 32	750-003700		PC-10C192-SON-VSR
FPC 4	REV 16	710-013037		T1600-FPC4-ES
PIC 1	REV 06	750-034781		PD-1CE-CFP
FPC 5	REV 02	710-013037		T1600-FPC4-ES
PIC 0	REV 16	750-012518		PD-40C192-SON-XFP
PIC 1	REV 01	750-010850		PD-10C768-SON-SR
FPC 6	REV 14	710-013037		T1600-FPC4-ES
PIC 0	REV 11	750-017405		PD-4XGE-XFP
PIC 1	REV 13	750-017405		PD-4XGE-XFP
FPC 7	REV 09	710-007529		T640-FPC3
PIC 0	REV 10	750-012793		PC-1XGE-TYPE3-XFP-IQ2
PIC 1	REV 01	750-015217		PC-8GE-TYPE3-SFP-IQ2
PIC 2	REV 01	750-015217		PC-8GE-TYPE3-SFP-IQ2
PIC 3	REV 15	750-009450		PC-10C192-SON-SR2
SIB 0	REV 07	710-013074		SIB-I-T1600-S
SIB 1	REV 07	710-013074		SIB-I-T1600-S
SIB 2	REV 07	710-013074		SIB-I-T1600-S
SIB 3	REV 07	710-013074		SIB-I-T1600-S
SIB 4	REV 07	710-013074		SIB-I-T1600-S
Fan Tray 0				FANTRAY-T-S
Fan Tray 1				FANTRAY-T-S
Fan Tray 2				FAN-REAR-TX-T640-S

**show chassis hardware
detail (EX4200
Switch)**

user@host> show chassis hardware detail

Hardware inventory:

Item	Version	Part number	Serial number	Description
Chassis			BM0208327733	EX4200-24T

Routing Engine 0	REV 11	750-021256	BM0208327733	EX4200-24T, 8 POE
Routing Engine 0			BM0208327733	EX4200-24T, 8 POE
FPC 0	REV 11	750-021256	BM0208327733	EX4200-24T, 8 POE
CPU		BUILTIN	BUILTIN	FPC CPU
PIC 0		BUILTIN	BUILTIN	24x 10/100/1000 Base-T
PIC 1	REV 03B	711-021270	AR0208162285	4x GE SFP
BRD	REV 08	711-021264	AK0208328289	EX4200-24T, 8 POE
Power Supply 0	REV 03	740-020957	AT0508346354	PS 320W AC
Fan Tray				Fan Tray

show chassis hardware models (EX4500 Switch)

```
user@host> show chassis hardware models
Hardware inventory:
Item          Version  Part number  Serial number  FRU model number
Routing Engine 0 REV 01    750-035700  GG0210271867  EX4500-40F-FB-C
FPC 0         REV 01    750-035700  GG0210271867  EX4500-40F-FB-C
PIC 0         BUILTIN   BUILTIN     BUILTIN       EX4500-40F-FB-C
Power Supply 1 REV 01    740-029654  H884FS00JC09  EX4500-PWR1-AC-FB
```

show chassis hardware (J6350 Router)

```
user@host> show chassis hardware
Hardware inventory:
Item          Version  Part number  Serial number  Description
Chassis                                     JN1090E07ADB   JSR6350
Midplane      REV 03    710-014593  NP1265
System IO     REV 01    710-016210  NN9950        JX350 System IO
Crypto Module                                     Crypto Acceleration
Routing Engine REV 08    710-015273  NM6509        RE-J6350-3400
ad0          248 MB  256MB  CKS          00102006C24A00000039 Compact
Flash
FPC 0
PIC 0
FPC 1         REV 06    750-010355  AI07030023    FPC
PIC 0
FPC 3         REV 06    750-011148  AJ06520151    FPC
PIC 0
FPC 6         REV 06    750-013492  NC4170        FPC
PIC 0
Power Supply 0
4x FE
```

show chassis hardware (J6300 Router)

```
user@host> show chassis hardware
Hardware inventory:
Item          Version  Part number  Serial number  Description
Chassis                                     JN000164AB    J6300
Midplane      REV 02.04 710-010001  CORE99570
System IO     REV 02.00 710-010003  CORE100848    System IO board
Routing Engine RevX2.6   750-010006  IWGS40735390  RE-J.3
FPC 0
PIC 0
FPC 1         RevX2.0   750-011380  N3960005      FPC
PIC 0
FPC 2         RevX2.0   750-011380  N3960002      FPC
PIC 0
FPC 3         REV 03    750-010354  N0780028      FPC
PIC 0
1x T3
```

show chassis hardware (M7i Router)

```
user@host> show chassis hardware
Hardware inventory:
Item          Version  Part number  Serial number  Description
Chassis                                     31959         M7i
Midplane      REV 02    710-008761  CA0209        M7i Midplane
Power Supply 0 Rev 04    740-008537  PD10272       AC Power Supply
```

Routing Engine	REV 01	740-008846	1000396803	RE-5.0
CFEB	REV 02	750-009492	CA0166	Internet Processor IIv1
FPC 0				E-FPC
PIC 0	REV 04	750-003163	HJ6416	1x G/E, 1000 BASE-SX
PIC 1	REV 04	750-003163	HJ6423	1x G/E, 1000 BASE-SX
PIC 2	REV 04	750-003163	HJ6421	1x G/E, 1000 BASE-SX
PIC 3	REV 02	750-003163	HJ0425	1x G/E, 1000 BASE-SX
FPC 1				E-FPC
PIC 2	REV 01	750-009487	HM2275	ASP - Integrated
PIC 3	REV 01	750-009098	CA0142	2x F/E, 100 BASE-TX

Hardware inventory:

Item	Version	Part number	Serial number	Description
Chassis			B1157	M7i
Midplane	REV 05	710-008761	DM0840	M7i Midplane
Power Supply 0	Rev 08	740-008537	TE53755	AC Power Supply
Routing Engine	REV 07	740-011202	1000736567	RE-850
CFEB	REV 09	750-010463	DK6952	Internet Processor II
FPC 0				E-FPC
PIC 0	REV 12	750-012838	DL7993	4x 1GE(LAN), IQ2
Xcvr 0	REV 01	740-011614	PD94TDJ	SFP-LX10
Xcvr 1	REV 01	740-011615	PAD5EER	UNSUPPORTED
Xcvr 2	REV 01	740-011614	PD94THU	SFP-LX10
Xcvr 3		NON-JNPR	PDC2E7A	SFP-LX10
PIC 1	REV 03	750-023116	JT0203	4x CHSTM1 SDH CE SFP
Xcvr 0	REV 01	740-012434	AGT063832PS	SFP-SR
Xcvr 1	REV 01	740-012434	AGT063832LY	SFP-SR
Xcvr 3	REV 01	740-016064	C06J19018	SFP-LR
PIC 2	REV 15	750-014895	DM5757	MultiServices 100
PIC 3	REV 01	750-025390	JW9448	12x T1/E1 CE
FPC 1				E-FPC
PIC 2		BUILTIN	BUILTIN	1x Tunnel
PIC 3	REV 09	750-009099	DM0899	1x G/E, 1000 BASE
Xcvr 0	REV 01	740-012434	AGT07150HGJ	UNSUPPORTED
Fan Tray				Rear Fan Tray

show chassis hardware
(M10 Router)

```
user@host> show chassis hardware
Hardware inventory:
```

Item	Version	Part number	Serial number	Description
Chassis			1122	M10
Midplane	REV 1.1	710-001950	S/N AC6626	
Power supply A	Rev 01	740-002497	S/N LC36095	AC
Power supply B	Rev 01	740-002497	S/N LC36100	AC
Display	REV 1.2	710-001995	S/N AC6656	
Host			18000005dfb3fb01	teknor
FEB	REV 01	710-001948	S/N AC6632	Internet Processor II
FPC 0				
PIC 0	REV 08	750-001072	S/N AB2485	1x G/E, 1000 BASE-SX
PIC 1	REV 01	750-000613	S/N AA1048	1x OC-12 SONET, SMIR
FPC 1				
Fan Tray 0				FANTRAY-M10I-S
Fan Tray 1				FANTRAY-M10I-S

show chassis hardware models
(M10 Router)

```
user@host> show chassis hardware models
Hardware inventory:
```

Item	Version	Part number	CLEI code	FRU model number
Midplane	REV 04	710-008920		CHAS-MP-M10i-S
Power Supply 0	Rev 06	740-008537		PWR-M10i-M7i-AC-S
Power Supply 1	Rev 06	740-008537		PWR-M10i-M7i-AC-S
HCM 0	REV 03	710-010580		HCM-M10i-S
HCM 1	REV 03	710-010580		HCM-M10i-S

Routing Engine 0	REV 09	740-009459	RE-400-256-S
CFEB 0	REV 05	750-010465	FEB-M10i-M7i-S
FPC 0			
PIC 0	REV 10	750-002971	PE-40C3-SON-MM
PIC 1	REV 11	750-002992	PE-4FE-TX
PIC 2	REV 03	750-002977	PE-20C3-ATM-MM
PIC 3	REV 08	750-005724	PE-20C3-ATM2-MM
FPC 1			
PIC 2	REV 12	750-008425	PE-AS
PIC 3	REV 13	750-005636	PE-4CHDS3-QPP
Fan Tray 0			FANTRAY-M10I-S
Fan Tray 1			FANTRAY-M10I-S

show chassis hardware (M20 Router) **user@host> show chassis hardware**
Hardware inventory:

Item	Version	Part number	Serial number	Description
Chassis			20033	M20
Backplane	REV 07	710-001517	S/N AA7940	
Power supply B	Rev 01	740-001465	S/N 000001	AC
Display	REV 02	710-001519	S/N AA9704	
Host 0			98000004f8f27501	teknor
SSB slot 0	REV 01	710-001951	S/N AD5905	Internet Processor II
SSRAM bank 0	REV 01	710-001385	S00480	2 MB
SSRAM bank 1	REV 01	710-001385	S00490	2 MB
SSRAM bank 2	REV 01	710-001385	S001:?	2 MB
SSRAM bank 3	REV 01	710-001385	S00483	2 MB
SSB slot 1	N/A	N/A	N/A	Backup
FPC 1	REV 01	710-001292	S/N AB7528	
SSRAM	REV 01	710-000077	S/N 304209	1 MB
SDRAM bank 0	REV 01	710-000099	S/N 000603	64 MB
SDRAM bank 1	REV 01	710-000099	S/N 000414	64 MB
PIC 0	REV 03	750-000612	S/N AB8433	2x OC-3 ATM, MM
PIC 1	REV 01	750-000616	S/N AA1168	1x OC-12 ATM, MM
PIC 2	REV 01	750-000613	S/N AA1008	1x OC-12 SONET, SMIR
PIC 3	REV 01	750-002501	S/N AD5810	4x E3
FPC 2	REV 01	710-001292	S/N AC0119	
SSRAM	REV 01	710-000077	S/N 503241	1 MB
SDRAM bank 0	REV 01	710-000099	S/N 306835	64 MB
SDRAM bank 1	REV 01	710-000099	S/N 306832	64 MB
Fan Tray 0				Front Upper Fan Tray
Fan Tray 1				Front Middle Fan Tray
Fan Tray 2				Front Bottom Fan Tray
Fan Tray 3				Rear Fan Tray

show chassis hardware models (M20 Router) **user@host> show chassis hardware models**
Hardware inventory:

Item	Version	Part number	CLEI code	FRU model number
Backplane	REV 03	710-002334		CHAS-MP-M20-S
Power Supply A	REV 06	740-001465		PWR-M20-AC-S
Display	REV 04	710-001519		CRAFT-M20-S
Routing Engine 0	REV 06	740-003239		RE-333-768-S
Routing Engine 1	REV 06	740-003239		RE-333-768-S
SSB 0	REV 02	710-001951		SSB-E-M20
SSB 1	N/A	N/A		
FPC 0	REV 03	710-003308		FPC-E
PIC 0	REV 08	750-002303		P-4FE-TX
PIC 1	REV 07	750-004745		P-2MCDS3
PIC 2	REV 03	750-002965		PE-4CHDS3
FPC 1	REV 03	710-003308		FPC-E
PIC 0	REV 03	750-002914		P-20C3-ATM-MM
Fan Tray 0				FANTRAY-F-M20-S


```

Fan Tray 1
Fan Tray 2
Fan Tray 3
FANTRAY-F-M20-S
FANTRAY-F-M20-S
FANTRAY-R-M20-S

```

**show chassis hardware
(M40 Router)**

```
user@host> show chassis hardware
```

```
Hardware inventory:
```

Item	Version	Part number	Serial number	Description
Backplane	REV 02	710-000073	S/N AA0053	
Power supply A	Rev 2	740-000235	S/N 000042	DC
Maxicab	REV X1	710-000229	S/N AA0139	
Minicab	REV X1	710-000482	S/N AA0201	
Display	REV 06	710-000150	S/N AA0905	
Host				cpv5000
SCB	REV X1	710-000075	S/N AA0158	Internet Processor I
SSRAM bank 0	REV 02	710-000077	S/N AA2267	1 MB
SSRAM bank 1	REV 02	710-000077	S/N AA2270	1 MB
SSRAM bank 2	REV 02	710-000077	S/N AA2269	1 MB
SSRAM bank 3	REV 02	710-000077	S/N AA2268	1 MB
FPC 0	REV 01	710-000175	S/N AA0048	
SSRAM	REV 01	710-000077	S/N AA2333	1 MB
SDRAM bank 0	REV 01	710-000099	S/N AA2332	64 MB
SDRAM bank 1	REV X1	710-000099	S/N AA2337	64 MB
PIC 0	REV 04	750-000613	S/N aa0343	1x OC-12 SONET, SMIR
PIC 1	REV 04	750-000613	S/N AA0379	1x OC-12 SONET, SMIR
PIC 2	REV 04	750-000613	S/N AA0377	1x OC-12 SONET, SMIR
PIC 3	REV 04	750-000613	S/N AA0378	1x Tunnel
FPC 2	REV 01	710-000175	S/N AA0042	
SSRAM	REV 02	710-000077	S/N AA2288	1 MB
SDRAM bank 0	REV 01	710-000099	S/N AA2331	64 MB
SDRAM bank 1	REV 01	710-000099	S/N AA2330	64 MB
PIC 0	REV X1	750-000603	S/N AA0143	4x OC-3 SONET, SMIR
PIC 1	REV X1	750-000615	S/N AA0149	4x OC-3 SONET, MM
PIC 2	REV X1	750-000611	S/N AA0148	4x OC-3 SONET, MM
PIC 3	REV 04	750-000613	S/N AA0330	1x OC-12 SONET, SMIR
FPC 4	REV 01	710-000175	S/N AA0050	
SSRAM	REV 01	710-000077	S/N AA2327	1 MB
SDRAM bank 0	REV 01	710-000099	S/N AA2329	64 MB
SDRAM bank 1	REV 01	710-000099	S/N AA2328	64 MB
PIC 0	REV 04	750-000613	S/N AA0320	1x OC-12 SONET, SMIR
PIC 2	REV 05	750-000616	S/N AA1341	1x OC-12 ATM, MM
PIC 3	REV 08	750-001072	S/N AB2462	1x G/E, 1000 BASE-SX
FPC 5	REV 10	710-000175	S/N AA7663	
SSRAM	REV 01	710-000077	S/N 501590	1 MB
SDRAM bank 0	REV 01	710-000099	S/N 300949	64 MB
SDRAM bank 1	REV 01	710-000099	S/N 300868	64 MB
PIC 1	REV 01	750-001323	S/N AB1670	1x Tunnel

**show chassis hardware
(M40e Router)**

```
user@host> show chassis hardware
```

```
Hardware inventory:
```

Item	Version	Part number	Serial number	Description
Chassis				m40e
Midplane	REV 01	710-005071	AX3671	
FPM CMB	REV 03	710-001642	AR9074	
FPM Display	REV 03	710-001647	AR7331	
CIP	REV 04	710-002649	BB4449	
PEM 0	Rev 01	740-003787	MC12364	Power Entry Module
PEM 1	Rev 01	740-003787	MC12383	Power Entry Module
PCG 0	REV 07	710-001568	AG1332	
PCG 1	REV 07	710-001568	AR3789	
Host 0			3e000007c8176601	Present
MCS 0	REV 11	710-001226	AN5813	

SFM 0 SPP	REV 07	710-001228	AG4676	
SFM 0 SPR	REV 05	710-002189	AE4735	Internet Processor II
SFM 1 SPP	REV 07	710-001228	AP1347	
SFM 1 SPR	REV 05	710-002189	BE0063	Internet Processor II
FPC 0	REV 01	710-011725	BE0669	M40e-EP-FPC Type 1
CPU	REV 01	710-004600	BD9504	
PIC 0	REV 03	750-003737	AY3991	4x G/E, 1000 BASE-SX
FPC 1	REV 01	710-005197	BD9842	M40e-FPC Type 2
CPU	REV 01	710-004600	BB4869	
PIC 0	REV 07	750-001900	AR8278	1x OC-48 SONET, SMSR
FPC 2	REV 02	710-005197	BD9824	M40e-FPC Type 2
CPU	REV 01	710-004600	BD9531	
PIC 0	REV 03	750-003737	AY3986	4x G/E, 1000 BASE-SX
FPC 4	REV 02	710-005078	BE0664	M40e-FPC Type 1
CPU	REV 01	710-004600	BD9559	
PIC 0	REV 03	750-001894	AG7963	1x G/E, 1000 BASE-SX
PIC 2	REV 01	750-002575	AF2472	4x OC-3 SONET, SMIR
FPC 6	REV 02	710-005078	BE0652	M40e-FPC Type 1
CPU	REV 01	710-004600	BD9607	
PIC 0	REV 02	750-002911	AN2286	4x F/E, 100 BASE-TX
PIC 2	REV 01	750-002577	AP6345	4x OC-3 SONET, MM

show chassis hardware user@host> **show chassis hardware**
(M120 Router) Hardware inventory:

Item	Version	Part number	Serial number	Description
Chassis			JN000054AC	M120
Midplane	REV 01	710-013667	RB4170	M120 Midplane
FPM Board	REV 02	710-011407	CJ9186	M120 FPM Board
FPM Display	REV 02	710-011405	CJ9173	M120 FPM Display
FPM CIP	REV 02	710-011410	CJ9221	M120 FPM CIP
PEM 0	Rev 05	740-011936	RM28320	AC Power Entry Module
PEM 1	Rev 05	740-011936	RM28321	AC Power Entry Module
Routing Engine 0	REV 03	740-014080	1000642883	RE-A-1000
CB 0	REV 03	710-011403	CM8346	M120 Control Board
CB 1	REV 06	710-011403	CP6728	M120 Control Board
FPC 1	REV 02	710-015908	CP6925	M120 CFPC 10GE
PIC 0		BUILTIN	BUILTIN	1x 10GE(LAN/WAN) XFP
Xcvr 0	REV 01	740-014279	62E204N00007	XFP-10G-LR
FPC 3	REV 03	710-011393	CJ9234	M120 FPC Type 2
PIC 0	REV 16	750-008155	NB5229	2x G/E IQ, 1000 BASE
Xcvr 0	REV 01	740-011613	P9F15JB	SFP-SX
Xcvr 1	REV 01	740-007326	P4Q0R9G	SFP-SX
PIC 1	REV 09	750-007745	CG4360	4x OC-3 SONET, SMIR
PIC 2	REV 16	750-008155	ND7787	2x G/E IQ, 1000 BASE
Xcvr 0	REV 01	740-011613	P9F12AS	SFP-SX
Xcvr 1	REV 01	740-011613	P9F1ALU	SFP-SX
PIC 3	REV 07	750-011800	JW1284	8x 1GE(LAN), IQ2
Xcvr 0	REV 01	740-011613	P9F1AM6	SFP-SX
Xcvr 6	REV 01	740-011613	P9F16NN	SFP-SX
Xcvr 7	REV 01	740-011782	P8C29Y7	SFP-SX
Board B	REV 02	710-011395	CN3754	M120 FPC Mezz
FPC 4	REV 02	710-011398	CP6741	M120 FPC Type 3
PIC 0	REV 16	750-007141	NB2855	10x 1GE(LAN), 1000 BASE
Xcvr 0	REV 01	740-011782	P922A1F	SFP-SX
Xcvr 1	REV 01	740-011782	P922A16	SFP-SX
Xcvr 2	REV 01	740-011782	P922A0U	SFP-SX
Xcvr 3	REV 01	740-011782	P9229UZ	SFP-SX
Xcvr 4	REV 01	740-009029	P11JXWP	SFP-LX
Xcvr 6	REV 01	740-011613	P9F1ALW	SFP-SX
FPC 5	REV 01	710-011388	CJ9088	M120 FPC Type 1

```

PIC 0          *** Hardware Not Supported ***
PIC 1          REV 05   750-012052   NB0410          1x CHOC3 IQ SONET, SMLR

PIC 2          REV 01   750-013167   CM3824          4x CHDS3 IQ
PIC 3          REV 01   750-010240   CB5366          1x G/E SFP, 1000 BASE
Board B        REV 01   710-011390   CJ9103          M120 FPC Mezz Board
FEB 3          REV 04   710-011663   CP6673          M120 FEB
FEB 4          REV 04   710-011663   CJ9368          M120 FEB
FEB 5          REV 04   710-011663   CJ9386          M120 FEB
Fan Tray 0     Front Top Fan Tray
Fan Tray 1     Front Bottom Fan Tray
Fan Tray 2     Rear Top Fan Tray
Fan Tray 3     Rear Bottom Fan Tray

```

show chassis hardware detail (M120 Router)

```
user@host> show chassis hardware detail
```

```
Hardware inventory:
```

Item	Version	Part number	Serial number	Description
Chassis			JN000054AC	M120
Midplane	REV 01	710-013667	RB4170	M120 Midplane
FPM Board	REV 02	710-011407	CJ9186	M120 FPM Board
FPM Display	REV 02	710-011405	CJ9173	M120 FPM Display
FPM CIP	REV 02	710-011410	CJ9221	M120 FPM CIP
PEM 0	Rev 05	740-011936	RM28320	AC Power Entry Module
PEM 1	Rev 05	740-011936	RM28321	AC Power Entry Module
Routing Engine 0	REV 03	740-014080	1000642883	RE-A-1000
ad0 248 MB		SILICONSYSTEMS INC	256M 126CT505S0763SC00110	Compact Flash
ad2 38154 MB		HTE541040G9SA00	MPBBT0X2HS2E3M	Hard Disk
CB 0	REV 03	710-011403	CM8346	M120 Control Board
CB 1	REV 06	710-011403	CP6728	M120 Control Board
FPC 1	REV 02	710-015908	CP6925	M120 CFPC 10GE
PIC 0		BUILTIN	BUILTIN	1x 10GE(LAN/WAN) XFP
Xcvr 0	REV 01	740-014279	62E204N00007	XFP-10G-LR
FPC 3	REV 03	710-011393	CJ9234	M120 FPC Type 2
PIC 0	REV 16	750-008155	NB5229	2x G/E IQ, 1000 BASE
Xcvr 0	REV 01	740-011613	P9F15JB	SFP-SX
Xcvr 1	REV 01	740-007326	P4Q0R9G	SFP-SX
PIC 1	REV 09	750-007745	CG4360	4x OC-3 SONET, SMIR
PIC 2	REV 16	750-008155	ND7787	2x G/E IQ, 1000 BASE
Xcvr 0	REV 01	740-011613	P9F12AS	SFP-SX
Xcvr 1	REV 01	740-011613	P9F1ALU	SFP-SX
PIC 3	REV 07	750-011800	JW1284	8x 1GE(LAN), IQ2
Xcvr 0	REV 01	740-011613	P9F1AM6	SFP-SX
Xcvr 6	REV 01	740-011613	P9F16NN	SFP-SX
Xcvr 7	REV 01	740-011782	P8C29Y7	SFP-SX
Board B	REV 02	710-011395	CN3754	M120 FPC Mezz
FPC 4	REV 02	710-011398	CP6741	M120 FPC Type 3
PIC 0	REV 16	750-007141	NB2855	10x 1GE(LAN), 1000 BASE
Xcvr 0	REV 01	740-011782	P922A1F	SFP-SX
Xcvr 1	REV 01	740-011782	P922A16	SFP-SX
Xcvr 2	REV 01	740-011782	P922A0U	SFP-SX
Xcvr 3	REV 01	740-011782	P9229UZ	SFP-SX
Xcvr 4	REV 01	740-009029	P11JXWP	SFP-LX
Xcvr 6	REV 01	740-011613	P9F1ALW	SFP-SX
FPC 5	REV 01	710-011388	CJ9088	M120 FPC Type 1
PIC 0	*** Hardware Not Supported ***			
PIC 1	REV 05	750-012052	NB0410	1x CHOC3 IQ SONET, SMLR
PIC 2	REV 01	750-013167	CM3824	4x CHDS3 IQ
PIC 3	REV 01	750-010240	CB5366	1x G/E SFP, 1000 BASE
Board B	REV 01	710-011390	CJ9103	M120 FPC Mezz Board

FEB 3	REV 04	710-011663	CP6673	M120 FEB
FEB 4	REV 04	710-011663	CJ9368	M120 FEB
FEB 5	REV 04	710-011663	CJ9386	M120 FEB
Fan Tray 0				Front Top Fan Tray
Fan Tray 1				Front Bottom Fan Tray
Fan Tray 2				Rear Top Fan Tray
Fan Tray 3				Rear Bottom Fan Tray

show chassis hardware models (M120 Router)

```
user@host> show chassis hardware models
Hardware inventory:
```

Item	Version	Part number	CLEI code	FRU model number
Midplane	REV 01	710-013667		
FPM CIP	REV 02	710-011410		CRAFT-M120-S
PEM 0	Rev 05	740-011936		PWR-M120-AC-S
PEM 1	Rev 05	740-011936		PWR-M120-AC-S
Routing Engine 0	REV 03	740-014080		RE-A-1000-2048-S
CB 0	REV 03	710-011403		CB-M120-S
CB 1	REV 06	710-011403		CB-M120-S
FPC 1	REV 02	710-015908		M120-cFPC-1XGE-XFP
FPC 3				
PIC 0	REV 16	750-008155		PB-2GE-SFP-QPP
PIC 1	REV 09	750-007745		PC-40C3-SON-SMIR
PIC 2	REV 16	750-008155		PB-2GE-SFP-QPP
PIC 3	REV 07	750-011800		PB-8GE-TYPE2-SFP-IQ2
FPC 4				
PIC 0	REV 16	750-007141		PC-10GE-SFP
FPC 5				
PIC 1	REV 05	750-012052		PB-1CHOC3-SMIR-QPP
PIC 2	REV 01	750-013167		PE-4CHDS3-QPP
PIC 3	REV 01	750-010240		PB-1GE-SFP
Fan Tray 0				FFANTRAY-M120-S
Fan Tray 1				FFANTRAY-M120-S
Fan Tray 2				RFANTRAY-M120-S
Fan Tray 3				RFANTRAY-M120-S

show chassis hardware (M160 Router)

```
user@host> show chassis hardware
```

Item	Version	Part number	Serial number	Description
Chassis			101	M160
Midplane	REV 02	710-001245	S/N AB4107	
FPM CMB	REV 01	710-001642	S/N AA2911	
FPM Display	REV 01	710-001647	S/N AA2999	
CIP	REV 02	710-001593	S/N AA9563	
PEM 0	Rev 01	740-001243	S/N KJ35769	DC
PEM 1	Rev 01	740-001243	S/N KJ35765	DC
PCG 0	REV 01	710-001568	S/N AA9794	
PCG 1	REV 01	710-001568	S/N AA9804	
Host 1			da000004f8d57001	teknor
MCS 1	REV 03	710-001226	S/N AA9777	
SFM 0 SPP	REV 04	710-001228	S/N AA2975	
SFM 0 SPR	REV 02	710-001224	S/N AA9838	Internet Processor I
SFM 1 SPP	REV 04	710-001228	S/N AA2860	
SFM 1 SPR	REV 01	710-001224	S/N AB0139	Internet Processor I
FPC 0	REV 03	710-001255	S/N AA9806	FPC Type 1
CPU	REV 02	710-001217	S/N AA9590	
PIC 1	REV 05	750-000616	S/N AA1527	1x OC-12 ATM, MM
PIC 2	REV 05	750-000616	S/N AA1535	1x OC-12 ATM, MM
PIC 3	REV 01	750-000616	S/N AA1519	1x OC-12 ATM, MM
FPC 1	REV 02	710-001611	S/N AA9523	FPC Type 2
CPU	REV 02	710-001217	S/N AA9571	
PIC 0	REV 03	750-001900	S/N AA9626	1x STM-16 SDH, SMIR
PIC 1	REV 01	710-002381	S/N AD3633	2x G/E, 1000 BASE-SX

```

FPC 2
  CPU          REV 03  710-001217  S/N AB3329
  PIC 0        REV 01
Fan Tray 0
Fan Tray 1
Fan Tray 2
Fan Tray 3
FPC Type OC192
1x OC-192 SM SR-2
Rear Bottom Blower
Rear Top Blower
Front Top Blower
Front Fan Tray

```

show chassis hardware models (M160 Router) user@host> **show chassis hardware models**

```

Hardware inventory:
Item          Version  Part number  CLEI code  FRU model number
Midplane      REV 03  710-009120
FPM Display   REV 02  710-009351
CIP           REV 03  710-005926
PEM 2         Rev X4  740-009148
PEM 3         Rev X4  740-009148
Routing Engine 0 REV 02  740-008883
Routing Engine 1 REV 02  740-008883
FPC 0         REV 02  710-010419
  PIC 0       REV 01  750-001323
  PIC 1       REV 02  750-002987
  PIC 2       REV 04  750-001894
  PIC 3       REV 04  750-001896
FPC 1         REV 02  710-010419
  PIC 0       REV 04  750-001894
  PIC 1       REV 04  750-001894
  PIC 3       REV 03  750-001894
FPC 2         REV 02  710-010419
  PIC 0       REV 10  750-005634
  PIC 1       REV 10  750-005634
  PIC 2       REV 07  750-005634
  PIC 3       REV 07  750-005634
  PIC 1       REV 10  750-005634
  PIC 2       REV 07  750-005634
  PIC 3       REV 07  750-005634
FPC 3
  PIC 0       REV 03  750-001895
  PIC 1       REV 04  750-001894
  PIC 3       REV 04  750-003141
FPC 4         REV 02  710-010419
FPC 5         REV 02  710-010419
FPC 6         REV 02  710-010419
FPC 7
  PIC 0       REV 15  750-001901
  PIC 1       REV 06  750-001900
  PIC 2       REV 07  750-001900
  PIC 3       REV 05  750-003737
SIB 0         REV 03  710-009184
SIB 1         REV 03  710-009184
SIB 2         REV 03  710-009184
SIB 3         REV 03  710-009184
Fan Tray 0
Fan Tray 1
Fan Tray 2
CHAS-BP-M320-S
CRAFT-M320-S
CIP-M320-S
PWR-M-DC-S
PWR-M-DC-S
RE-1600-2048-S
RE-1600-2048-S
M320-FPC1
P-TUNNEL
PE-10C12-SON-SMIR
PB-1GE-SX
PB-10C12-SON-SMIR
M320-FPC1
PB-1GE-SX
PB-1GE-SX
PB-1GE-SX
M320-FPC1
PB-1CHOC12SMIR-QPP
PB-1CHOC12SMIR-QPP
PB-1CHOC12SMIR-QPP
PB-1CHOC12SMIR-QPP
PB-1CHOC12SMIR-QPP
PB-1CHOC12SMIR-QPP
PB-1CHOC12SMIR-QPP
PB-10C12-SON-MM
PB-1GE-SX
PB-1GE-SX-B
M320-FPC1
M320-FPC1
M320-FPC1
PB-40C12-SON-SMIR
PB-10C48-SON-SMSR
PB-10C48-SON-SMSR
PB-4GE-SX
SIB-M-S
SIB-M-S
SIB-M-S
SIB-M-S
FFANTRAY-M320-S
FFANTRAY-M320-S
RFANTRAY-M320-S

```

show chassis hardware detail (M160 Router) user@host> **show chassis hardware detail**

```

Hardware inventory:
Item          Version  Part number  Serial number  Description
Chassis
Midplane      REV 02  710-001245  S/N AB4107     M160
FPM CMB       REV 01  710-001642  S/N AA2911

```

```

FPM Display      REV 01  710-001647  S/N AA2999
CIP              REV 02  710-001593  S/N AA9563
PEM 0           Rev 01  740-001243  S/N KJ35769  DC
PEM 1           Rev 01  740-001243  S/N KJ35765  DC
PCG 0           REV 01  710-001568  S/N AA9794
PCG 1           REV 01  710-001568  S/N AA9804
Host 1          da000004f8d57001  teknor
MCS 1           REV 03  710-001226  S/N AA9777
SFM 0 SPP       REV 04  710-001228  S/N AA2975
SFM 0 SPR       REV 02  710-001224  S/N AA9838  Internet Processor I
  SSRAM bank 0  REV 01  710-000077  S/N 306456  1 MB
  SSRAM bank 1  REV 01  710-000077  S/N 306474  1 MB
  SSRAM bank 2  REV 01  710-000077  S/N 306388  1 MB
  SSRAM bank 3  REV 01  710-000077  S/N 306392  1 MB
SFM 1 SPP       REV 04  710-001228  S/N AA2860
SFM 1 SPR       REV 01  710-001224  S/N AB0139  Internet Processor I
  SSRAM bank 0  REV 01  710-000077  S/N 302917  1 MB
  SSRAM bank 1  REV 01  710-000077  S/N 302662  1 MB
  SSRAM bank 2  REV 01  710-000077  S/N 302593  1 MB
  SSRAM bank 3  REV 01  710-000077  S/N 100160  1 MB
FPC 0           REV 03  710-001255  S/N AA9806  FPC Type 1
CPU             REV 02  710-001217  S/N AA9590
SSRAM           REV 01  710-000077  S/N 302836  1 MB
SDRAM 0         REV 01  710-001196  S00141      32 MB
SDRAM 1         REV 01  710-001196  S0010;      32 MB
SSRAM           REV 01  710-000077  S/N 302633  1 MB
SDRAM 0         REV 01  710-001196  S00143      32 MB
SDRAM 1         REV 01  710-001196  S00115      32 MB
SSRAM           REV 01  710-000077  S/N 302952  1 MB
SDRAM 0         REV 01  710-001196  S00135      32 MB
SDRAM 1         REV 01  710-001196  S001=3      32 MB
SSRAM           REV 01  710-000077  S/N 302892  1 MB
SDRAM 0         REV 01  710-001196  S000?6      32 MB
SDRAM 1         REV 01  710-001196  S001=5      32 MB
PIC 1           REV 05  750-000616  S/N AA1527  1x OC-12 ATM, MM
PIC 2           REV 05  750-000616  S/N AA1535  1x OC-12 ATM, MM
PIC 3           REV 01  750-000616  S/N AA1519  1x OC-12 ATM, MM
FPC 1           REV 02  710-001611  S/N AA9523  FPC Type 2
CPU             REV 02  710-001217  S/N AA9571
SSRAM           REV 01  710-000077  S/N 306340  1 MB
SDRAM 0         REV 01  710-001196  S00012      32 MB
SDRAM 1         REV 01  710-001196  S0001?      32 MB
SSRAM           REV 01  710-000077  S/N 306454  1 MB
SDRAM 0         REV 01  710-001196  S00028      32 MB
SDRAM 1         REV 01  710-001196  S0002?      32 MB
SSRAM           REV 01  710-000077  S/N 306492  1 MB
SDRAM 0         REV 01  710-001196  S00015      32 MB
SDRAM 1         REV 01  710-001196  S00031      32 MB
SSRAM           REV 01  710-000077  S/N 306363  1 MB
SDRAM 0         REV 01  710-001196  S00013      32 MB
SDRAM 1         REV 01  710-001196  S00032      32 MB
PIC 0           REV 03  750-001900  S/N AA9626  1x STM-16 SDH, SMIR
PIC 1           REV 01  710-002381  S/N AD3633  2x G/E, 1000 BASE-SX
FPC 2
... SSRAM       REV 01  710-000077  S/N 306466  1 MB

```

show chassis hardware
(M320 Router)

```

user@host> show chassis hardware
Hardware inventory:
Item      Version  Part number  Serial number  Description
Chassis
Midplane  REV 05   710-009120  RB1202        M320
Midplane  REV 05   710-009120  RB1202        M320 Midplane

```

FPM GBUS	REV 04	710-005928	HZ5697	M320 Board
FPM Display	REV 05	710-009351	HR1464	M320 FPM Display
CIP	REV 04	710-005926	HT8672	M320 CIP
PEM 0	Rev 05	740-009148	QK34208	DC Power Entry Module
PEM 1	Rev 05	740-009148	QK34262	DC Power Entry Module
PEM 2	Rev 05	740-009148	QF10449	DC Power Entry Module
PEM 3	Rev 05	740-009148	QJ18257	DC Power Entry Module
Routing Engine 0	REV 06	740-008883	P11123901185	RE-4.0
CB 0	REV 07	710-009115	JB2382	M320 Control Board
FPC 0	REV 02	710-005017	CD9926	M320 FPC Type 2
CPU	REV 01	710-011659	CJ6940	M320 PCA SCPU
PIC 0	REV 07	750-001900	AT1594	1x OC-48 SONET, SMSR
PIC 1	REV 03	750-001850	HS2746	1x Tunnel
PIC 2	REV 05	750-010618	JE7117	4x G/E SFP, 1000 BASE
PIC 3	REV 06	750-001900	HE6083	1x OC-48 SONET, SMSR
FPC 2	REV 02	710-005017	CH0319	M320 FPC Type 1
CPU	REV 01	710-011659	CJ6942	M320 PCA SCPU
PIC 0	REV 05	750-003034	BD8705	4x OC-3 SONET, SMIR
FPC 5	REV 02	710-005017	CD9938	M320 FPC Type 2
CPU				
FPC 7	REV 02	710-005017	CD9934	M320 FPC Type 2
CPU				
SIB 0	REV 09	710-009184	JA6540	M320 SIB
SIB 1	REV 09	710-009184	HV9511	M320 SIB
SIB 2	REV 09	710-009184	HW2057	M320 SIB
SIB 3	REV 09	710-009184	JA6687	M320 SIB
Fan Tray 0				Front Top Fan Tray
Fan Tray 1				Front Bottom Fan Tray
Fan Tray 2				Rear Fan Tray

show chassis hardware models (M320 Router)

```
user@host> show chassis hardware models
Hardware inventory:
```

Item	Version	Part number	CLEI code	FRU model number
Midplane	REV 03	710-009120		CHAS-BP-M320-S
FPM Display	REV 02	710-009351		CRAFT-M320-S
CIP	REV 03	710-005926		CIP-M320-S
PEM 2	Rev X4	740-009148		PWR-M-DC-S
PEM 3	Rev X4	740-009148		PWR-M-DC-S
Routing Engine 0	REV 02	740-008883		RE-1600-2048-S
Routing Engine 1	REV 02	740-008883		RE-1600-2048-S
FPC 0	REV 02	710-010419		M320-FPC1
PIC 0	REV 01	750-001323		P-TUNNEL
PIC 1	REV 02	750-002987		PE-10C12-SON-SMIR
PIC 2	REV 04	750-001894		PB-1GE-SX
PIC 3	REV 04	750-001896		PB-10C12-SON-SMIR
FPC 1	REV 02	710-010419		M320-FPC1
PIC 0	REV 04	750-001894		PB-1GE-SX
PIC 1	REV 04	750-001894		PB-1GE-SX
PIC 3	REV 03	750-001894		PB-1GE-SX
FPC 2	REV 02	710-010419		M320-FPC1
PIC 0	REV 10	750-005634		PB-1CHOC12SMIR-QPP
PIC 1	REV 10	750-005634		PB-1CHOC12SMIR-QPP
PIC 2	REV 07	750-005634		PB-1CHOC12SMIR-QPP
PIC 3	REV 07	750-005634		PB-1CHOC12SMIR-QPP
PIC 1	REV 10	750-005634		PB-1CHOC12SMIR-QPP
PIC 2	REV 07	750-005634		PB-1CHOC12SMIR-QPP
PIC 3	REV 07	750-005634		PB-1CHOC12SMIR-QPP
FPC 3				
PIC 0	REV 03	750-001895		PB-10C12-SON-MM
PIC 1	REV 04	750-001894		PB-1GE-SX
PIC 3	REV 04	750-003141		PB-1GE-SX-B

FPC 4	REV 02	710-010419	M320-FPC1
FPC 5	REV 02	710-010419	M320-FPC1
FPC 6	REV 02	710-010419	M320-FPC1
FPC 7			
PIC 0	REV 15	750-001901	PB-40C12-SON-SMIR
PIC 1	REV 06	750-001900	PB-10C48-SON-SMSR
PIC 2	REV 07	750-001900	PB-10C48-SON-SMSR
PIC 3	REV 05	750-003737	PB-4GE-SX
SIB 0	REV 03	710-009184	SIB-M-S
SIB 1	REV 03	710-009184	SIB-M-S
SIB 2	REV 03	710-009184	SIB-M-S
SIB 3	REV 03	710-009184	SIB-M-S
Fan Tray 0			FFANTRAY-M320-S
Fan Tray 1			FFANTRAY-M320-S
Fan Tray 2			RFANTRAY-M320-S

show chassis hardware
(MX5 Router)

```
user@host> show chassis hardware
Hardware inventory:
```

Item	Version	Part number	Serial number	Description
Chassis			E1368	MX5-T
Midplane	REV 01	711-038215	YF5288	MX5-T
PEM 0	Rev 04	740-028288	VA01215	AC Power Entry Module
PEM 1	Rev 04	740-028288	VA01218	AC Power Entry Module
Routing Engine		BUILTIN	BUILTIN	Routing Engine
TFEB 0		BUILTIN	BUILTIN	Forwarding Engine
Processor				
QXM 0	REV 05	711-028408	ZA9136	MPC QXM
FPC 0		BUILTIN	BUILTIN	MPC BUILTIN
MIC 0		BUILTIN	BUILTIN	4x 10GE XFP
PIC 0		BUILTIN	BUILTIN	4x 10GE XFP
FPC 1		BUILTIN	BUILTIN	MPC BUILTIN
MIC 0	REV 24	750-028392	YX9820	3D 20x 1GE(LAN) SFP
PIC 0		BUILTIN	BUILTIN	10x 1GE(LAN) SFP
Xcvr 0	REV 01	740-031851	AM1045SUAQ3	SFP-SX
Xcvr 1	REV 01	740-031851	AM1045SUAPA	SFP-SX
Xcvr 2	REV 01	740-031851	AM1045SUAN7	SFP-SX
Xcvr 3	REV 01	740-031851	AM1045SU91Q	SFP-SX
Xcvr 4	REV 01	740-031851	AM1045SUDDR	SFP-SX
Xcvr 9	REV 01	740-011613	AM0848SB6A1	SFP-SX
PIC 1		BUILTIN	BUILTIN	10x 1GE(LAN) SFP
Xcvr 0	REV 01	740-031851	AM1045SUANO	SFP-SX
Xcvr 1	REV 01	740-011613	AS0812S0719	SFP-SX
Xcvr 2	REV 01	740-011613	AM0821SA121	SFP-SX
Xcvr 3	REV 01	740-011613	PF21K21	SFP-SX
Xcvr 4	REV 01	740-011613	AM0848SB69Z	SFP-SX
Xcvr 5	REV 01	740-011782	P9POXV3	SFP-SX
Xcvr 6	REV 01	740-011613	AM0812S8WJN	SFP-SX
Xcvr 7	REV 01	740-011613	PAM3G9Q	SFP-SX
Xcvr 8	REV 01	740-011613	AM0848SB4A6	SFP-SX
Xcvr 9	REV 01	740-011782	P9MOU37	SFP-SX
MIC 1	REV 20	750-028380	ZG2657	3D 2x 10GE XFP
PIC 2		BUILTIN	BUILTIN	1x 10GE XFP
PIC 3		BUILTIN	BUILTIN	1x 10GE XFP
Fan Tray				Fan Tray

show chassis hardware
(MX10 Router)

```
user@host> show chassis hardware
Hardware inventory:
```

Item	Version	Part number	Serial number	Description
Chassis			E1372	MX10-T
Midplane	REV 01	711-038211	YF5285	MX10-T
PEM 0	Rev 04	740-028288	VB01678	AC Power Entry Module

Routing Engine		BUILTIN	BUILTIN	Routing Engine
TFEB 0		BUILTIN	BUILTIN	Forwarding Engine
Processor				
QXM 0	REV 05	711-028408	ZA9053	MPC QXM
FPC 0		BUILTIN	BUILTIN	MPC BUILTIN
MIC 0		BUILTIN	BUILTIN	4x 10GE XFP
PIC 0		BUILTIN	BUILTIN	4x 10GE XFP
FPC 1		BUILTIN	BUILTIN	MPC BUILTIN
MIC 0	REV 24	750-028392	YX9436	3D 20x 1GE(LAN) SFP
PIC 0		BUILTIN	BUILTIN	10x 1GE(LAN) SFP
Xcvr 0	REV 01	740-031851	AM1107SUFQW	SFP-SX
PIC 1		BUILTIN	BUILTIN	10x 1GE(LAN) SFP
Fan Tray				Fan Tray

show chassis hardware
(MX40 Router)

user@host> show chassis hardware

Hardware inventory:

Item	Version	Part number	Serial number	Description
Chassis			E1367	MX40-T
Midplane	REV 01	711-038211	YF5284	MX40-T
PEM 0	Rev 04	740-028288	VB01680	AC Power Entry Module
PEM 1	Rev 04	740-028288	VB01700	AC Power Entry Module
Routing Engine		BUILTIN	BUILTIN	Routing Engine
TFEB 0		BUILTIN	BUILTIN	Forwarding Engine
Processor				
QXM 0	REV 05	711-028408	ZA9048	MPC QXM
FPC 0		BUILTIN	BUILTIN	MPC BUILTIN
MIC 0		BUILTIN	BUILTIN	4x 10GE XFP
PIC 0		BUILTIN	BUILTIN	4x 10GE XFP
Xcvr 0	REV 01	740-014279	M7067UPP	XFP-10G-LR
Xcvr 1		NON-JNPR	K9J02UN	XFP-10G-LR
FPC 1		BUILTIN	BUILTIN	MPC BUILTIN
MIC 0	REV 24	750-028392	YX3504	3D 20x 1GE(LAN) SFP
PIC 0		BUILTIN	BUILTIN	10x 1GE(LAN) SFP
Xcvr 0	REV 01	740-011613	AM0812S8WTE	SFP-SX
Xcvr 1	REV 01	740-011613	PFA6KV2	SFP-SX
Xcvr 2	REV 01	740-031851	AM1045SUDDM	SFP-SX
Xcvr 3	REV 01	740-011613	PD63C7M	SFP-SX
Xcvr 4	REV 01	740-011613	PD63DJY	SFP-SX
Xcvr 5	REV 02	740-011613	AA0950STLL9	SFP-SX
Xcvr 6	REV 01	740-011782	PAR1YHC	SFP-SX
Xcvr 7	REV 01	740-011782	P9P0XXL	SFP-SX
Xcvr 8	REV 01	740-011613	PD63D95	SFP-SX
Xcvr 9	REV 01	740-031851	AM1045SU9B8	SFP-SX
PIC 1		BUILTIN	BUILTIN	10x 1GE(LAN) SFP
Xcvr 0	REV 01	740-011613	PF21L3Z	SFP-SX
Xcvr 1	REV 01	740-031851	AM1045SU7M9	SFP-SX
Xcvr 2	REV 01	740-031851	AM1045SUAPT	SFP-SX
Xcvr 3	REV 01	740-011613	PFF2BZH	SFP-SX
Xcvr 4	REV 01	740-031851	AM1045SUDDN	SFP-SX
Xcvr 5	REV 01	740-031851	AM1039S00ZR	SFP-SX
Xcvr 6	REV 01	740-031851	AM1045SUD6Y	SFP-SX
Xcvr 8	REV 01	740-011613	PFM1QBS	SFP-SX
Xcvr 9	REV 01	740-011613	PFF2E25	SFP-SX
MIC 1	REV 01	750-021130	KG4391	3D 2x 10GE XFP
PIC 2		BUILTIN	BUILTIN	1x 10GE XFP
Xcvr 0	REV 01	740-011571	C645XJ04G	XFP-10G-SR
PIC 3		BUILTIN	BUILTIN	1x 10GE XFP
Xcvr 0		NON-JNPR	CA49BK0AE	XFP-10G-SR
Fan Tray				Fan Tray

show chassis hardware
(Fixed MX80 Router)

```
user@host> show chassis hardware
Hardware inventory:
Item          Version  Part number  Serial number  Description
Chassis                               MX80-48T
Midplane      REV 01   711-031603   KF9250         MX80-48T
Routing Engine                               Routing Engine
FEB 0          BUILTIN BUILTIN      Forwarding Engine Board
FPC 0          BUILTIN BUILTIN      MPC BUILTIN
  MIC 0        BUILTIN BUILTIN      4x 10GE XFP
  PIC 0        BUILTIN BUILTIN      4x 10GE XFP
    Xcvr 0     NON-JNPR M6439D41     XFP-10G-LR
    Xcvr 1     REV 01   740-014279   6XE931N00202  XFP-10G-LR
    Xcvr 2     REV 01   740-014289   C715XU05F     XFP-10G-SR
    Xcvr 3     REV 01   740-014289   C650XU0EP     XFP-10G-SR
FPC 1          BUILTIN BUILTIN      MPC BUILTIN
  MIC 0        REV 01   711-029399   JR6981        12x 1GE(LAN) RJ45
  PIC 0        BUILTIN BUILTIN      12x 1GE(LAN) RJ45
  PIC 1        BUILTIN BUILTIN      12x 1GE(LAN) RJ45
  MIC 1        REV 01   BUILTIN      12x 1GE(LAN) RJ45
  PIC 2        BUILTIN BUILTIN      12x 1GE(LAN) RJ45
  PIC 3        BUILTIN BUILTIN      12x 1GE(LAN) RJ45
Fan Tray                               Fan Tray
```

show chassis hardware
(Modular MX80 Router)

```
user@host> show chassis hardware
Hardware inventory:
Item          Version  Part number  Serial number  Description
Chassis                               MX80
Midplane      REV 02   711-031594   JR7084         MX80
PEM 0         Rev 01   740-028288   000018        AC Power Entry Module
Routing Engine                               Routing Engine
FEB 0          BUILTIN BUILTIN      Forwarding Engine Board

  QXM 0        REV 05   711-028408   JR7041        MPC QXM
FPC 0          BUILTIN BUILTIN      MPC BUILTIN
  MIC 0        BUILTIN BUILTIN      4x 10GE XFP
  PIC 0        BUILTIN BUILTIN      4x 10GE XFP
FPC 1          BUILTIN BUILTIN      MPC BUILTIN
  MIC 0        REV 02   750-028380   JR6598        3D 2x 10GE XFP
  PIC 0        BUILTIN BUILTIN      1x 10GE XFP
    Xcvr 0     REV 01   740-014289   T07M86365     XFP-10G-SR
    PIC 1      BUILTIN BUILTIN      1x 10GE XFP
    Xcvr 0     REV 01   740-014289   T07M71094     XFP-10G-SR
  MIC 1        REV 02   750-028380   JG8548        3D 2x 10GE XFP
  PIC 2        BUILTIN BUILTIN      1x 10GE XFP
    Xcvr 0     REV 02   740-014289   T08L86302     XFP-10G-SR
    PIC 3      BUILTIN BUILTIN      1x 10GE XFP
    Xcvr 0     REV 02   740-014289   C810XU0BA     XFP-10G-SR
Fan Tray                               Fan Tray
```

show chassis hardware
(MX240 Router)

```
user@host> show chassis hardware
Hardware inventory:
Item          Version  Part number  Serial number  Description
Chassis                               MX240
Midplane      REV 01   710-021041   TR1502        MX240 Backplane
FPM Board     REV 01   710-017254   KD4017        Front Panel Display
PEM 0         Rev 02   740-017330   000332        PS 1.2-1.7kW; 100-240V
AC in
PEM 1         Rev 02   740-017330   000226        PS 1.2-1.7kW; 100-240V
AC in
```

Routing Engine 0	REV 06	740-013063	1000703522	RE-S-2000
Routing Engine 1	REV 06	740-015113	1000687625	RE-S-1300
CB 0	REV 07	710-013385	KC9057	MX SCB
CB 1	REV 05	710-013385	JY4760	MX SCB
FPC 1	REV 01	750-021679	KC7340	DPCE 40x 1GE R
CPU	REV 06	710-013713	KD4078	DPC PMB
PIC 0		BUILTIN	BUILTIN	10x 1GE(LAN)
Xcvr 0	REV 01	740-011613	P9F18ME	SFP-SX
PIC 1		BUILTIN	BUILTIN	10x 1GE(LAN)
PIC 2		BUILTIN	BUILTIN	10x 1GE(LAN)
PIC 3		BUILTIN	BUILTIN	10x 1GE(LAN)
FPC 2	REV 04	710-016669	JS4529	DPCE 40x 1GE R EQ
CPU	REV 06	710-013713	KB3969	DPC PMB
PIC 0		BUILTIN	BUILTIN	10x 1GE(LAN) EQ
Xcvr 0	REV 01	740-011613	PBG3Y79	SFP-SX
Xcvr 1	REV 01	740-011613	PBG3XU8	SFP-SX
Xcvr 2	REV 01	740-011613	PBG3YG6	SFP-SX
Xcvr 3	REV 01	740-011613	PBG3XUG	SFP-SX
Xcvr 4	REV 01	740-011613	PBG3XTJ	SFP-SX
PIC 1		BUILTIN	BUILTIN	10x 1GE(LAN) EQ
Xcvr 0	REV 01	740-011613	PBG3ZUM	SFP-SX
Xcvr 1	REV 01	740-011613	PBG3Y5H	SFP-SX
Xcvr 2	REV 01	740-011613	PBG3UZT	SFP-SX
Xcvr 3	REV 01	740-011613	PBG3US1	SFP-SX
PIC 2		BUILTIN	BUILTIN	10x 1GE(LAN) EQ
Xcvr 0	REV 01	740-011613	PBG3YG7	SFP-SX
Xcvr 1	REV 01	740-011613	PBG3XZ9	SFP-SX
Xcvr 2	REV 01	740-011613	PBG3XTY	SFP-SX
Xcvr 3	REV 01	740-011613	PBG3UZG	SFP-SX
PIC 3		BUILTIN	BUILTIN	10x 1GE(LAN) EQ
Xcvr 0	REV 01	740-011613	PBG3Y8W	SFP-SX
Xcvr 1	REV 01	740-011613	PBG3YVX	SFP-SX
Xcvr 2	REV 01	740-011613	PBG3YB3	SFP-SX
Xcvr 3	REV 01	740-011613	PBG43VQ	SFP-SX
Fan Tray 0	REV 01	710-021113	JS4642	MX240 Fan Tray

**show chassis hardware
detail (MX 240 Router
with Routing Engine
Displaying DIMM
information)**

```
user@host> show chassis hardware detail
```

Item	Version	Part number	Serial number	Description
Chassis			JN11279B4AFC	MX240 Backplane
Midplane	REV 07	760-021404	TS2474	MX240 Backplane
FPM Board	REV 03	760-021392	XC2643	Front Panel Display
PEM 0	Rev 03	740-017343	QCS0908A068	DC Power Entry Module
Routing Engine 0			AARCH00	RE-S-1800x4
ad0 3764 MB	STEC M2+	CF 9.0.2	STIM2Q3209239145303	Removable Compact Flash
ad1 28626 MB	WDC SSD-F0030S-5000		C933Z036237215548S00	Compact Flash
usb0 (addr 1)	EHCI root hub 0		Intel	uhub0
usb0 (addr 2)	product 0x0020 32		vendor 0x8087	uhub1
DIMM 0	VL31B5263E-F8S DIE REV-0 PCB REV-0			MFR ID-ce80
DIMM 1	VL31B5263E-F8S DIE REV-0 PCB REV-0			MFR ID-ce80
DIMM 2	VL31B5263E-F8S DIE REV-0 PCB REV-0			MFR ID-ce80
DIMM 3	SL31B5263E-F8S DIE REV-0 PCB REV-0			MFR ID-ce80
CB 0	REV 03	710-021523	XD7225	MX SCB
Fan Tray 0	REV 01	710-021113	WZ4986	MX240 Fan Tray

**show chassis hardware
(MX240 Router with
Enhanced MX SCB)**

```
user@host> show chassis hardware
```

Hardware inventory:

Item	Version	Part number	Serial number	Description
Chassis			JN10C7F7EAFc	MX240
Midplane	REV 01	710-021041	TR1502	MX240 Backplane

FPM Board	REV 01	710-017254	KD4017	Front Panel Display
PEM 0	Rev 02	740-017330	000332	PS 1.2-1.7kW; 100-240V
AC in				
PEM 1	Rev 02	740-017330	000226	PS 1.2-1.7kW; 100-240V
AC in				
Routing Engine 0	REV 06	740-013063	1000703522	RE-S-2000
Routing Engine 1	REV 06	740-015113	1000687625	RE-S-1300
CB 0	REV 02	710-031391	YE8494	Enhanced MX SCB
CB 1	REV 05	710-031391	YOP5764	Enhanced MX SCB
FPC 1	REV 01	750-021679	KC7340	DPCE 40x 1GE R
CPU	REV 06	710-013713	KD4078	DPC PMB
PIC 0		BUILTIN	BUILTIN	10x 1GE(LAN)
Xcvr 0	REV 01	740-011613	P9F18ME	SFP-SX
PIC 1		BUILTIN	BUILTIN	10x 1GE(LAN)
PIC 2		BUILTIN	BUILTIN	10x 1GE(LAN)
PIC 3		BUILTIN	BUILTIN	10x 1GE(LAN)
FPC 2	REV 04	710-016669	JS4529	DPCE 40x 1GE R EQ
CPU	REV 06	710-013713	KB3969	DPC PMB
PIC 0		BUILTIN	BUILTIN	10x 1GE(LAN) EQ
Xcvr 0	REV 01	740-011613	PBG3Y79	SFP-SX
Xcvr 1	REV 01	740-011613	PBG3XU8	SFP-SX
Xcvr 2	REV 01	740-011613	PBG3YG6	SFP-SX
Xcvr 3	REV 01	740-011613	PBG3XUG	SFP-SX
Xcvr 4	REV 01	740-011613	PBG3XTJ	SFP-SX
PIC 1		BUILTIN	BUILTIN	10x 1GE(LAN) EQ
Xcvr 0	REV 01	740-011613	PBG3ZUM	SFP-SX
Xcvr 1	REV 01	740-011613	PBG3Y5H	SFP-SX
Xcvr 2	REV 01	740-011613	PBG3UZT	SFP-SX
Xcvr 3	REV 01	740-011613	PBG3US1	SFP-SX
PIC 2		BUILTIN	BUILTIN	10x 1GE(LAN) EQ
Xcvr 0	REV 01	740-011613	PBG3YG7	SFP-SX
Xcvr 1	REV 01	740-011613	PBG3XZ9	SFP-SX
Xcvr 2	REV 01	740-011613	PBG3XTY	SFP-SX
Xcvr 3	REV 01	740-011613	PBG3UZG	SFP-SX
PIC 3		BUILTIN	BUILTIN	10x 1GE(LAN) EQ
Xcvr 0	REV 01	740-011613	PBG3Y8W	SFP-SX
Xcvr 1	REV 01	740-011613	PBG3YVX	SFP-SX
Xcvr 2	REV 01	740-011613	PBG3YB3	SFP-SX
Xcvr 3	REV 01	740-011613	PBG43VQ	SFP-SX
Fan Tray 0	REV 01	710-021113	JS4642	MX240 Fan Tray

show chassis hardware
(MX480 Router)

user@host> show chassis hardware

Hardware inventory:

Item	Version	Part number	Serial number	Description
Chassis			JN10C7F7FAFB	MX480
Midplane	REV 04	710-017414	TR2071	MX480 Midplane
FPM Board	REV 02	710-017254	KB8459	Front Panel Display
PEM 0	Rev 02	740-017330	QCS07519029	PS 1.2-1.7kW; 100-240V
AC in				
PEM 1	Rev 02	740-017330	QCS07519041	PS 1.2-1.7kW; 100-240V
AC in				
PEM 2	Rev 02	740-017330	QCS07519097	PS 1.2-1.7kW; 100-240V
AC in				
Routing Engine 0	REV 07	740-013063	1000733381	RE-S-2000
Routing Engine 1	REV 07	740-013063	1000733540	RE-S-2000
CB 0	REV 07	710-013385	KA8022	MX SCB
CB 1	REV 07	710-013385	KA8303	MX SCB
FPC 0	REV 09	750-020452	KA8660	DPCE 40x 1GE X EQ
CPU	REV 06	710-013713	KA8185	DPC PMB
PIC 0		BUILTIN	BUILTIN	10x 1GE(LAN) EQ
PIC 1		BUILTIN	BUILTIN	10x 1GE(LAN) EQ

PIC 2	BUILTIN	BUILTIN	10x 1GE(LAN) EQ
PIC 3	BUILTIN	BUILTIN	10x 1GE(LAN) EQ
Fan Tray			Left Fan Tray

show chassis hardware user@host> **show chassis hardware**

(MX480 Router with
Enhanced MX SCB)

Hardware inventory:

Item	Version	Part number	Serial number	Description
Chassis			JN10C7F7FAFB	MX480
Midplane	REV 04	710-017414	TR2071	MX480 Midplane
FPM Board	REV 02	710-017254	KB8459	Front Panel Display
PEM 0	Rev 02	740-017330	QCS07519029	PS 1.2-1.7kW; 100-240V
AC in				
PEM 1	Rev 02	740-017330	QCS07519041	PS 1.2-1.7kW; 100-240V
AC in				
PEM 2	Rev 02	740-017330	QCS07519097	PS 1.2-1.7kW; 100-240V
AC in				
Routing Engine 0	REV 07	740-013063	1000733381	RE-S-2000
Routing Engine 1	REV 07	740-013063	1000733540	RE-S-2000
CB 0	REV 07	710-013385	KA8022	Enhanced MX SCB
CB 1	REV 07	710-013385	KA8303	Enhanced MX SCB
FPC 0	REV 09	750-020452	KA8660	DPCE 40x 1GE X EQ
CPU	REV 06	710-013713	KA8185	DPC PMB
PIC 0		BUILTIN	BUILTIN	10x 1GE(LAN) EQ
PIC 1		BUILTIN	BUILTIN	10x 1GE(LAN) EQ
PIC 2		BUILTIN	BUILTIN	10x 1GE(LAN) EQ
PIC 3		BUILTIN	BUILTIN	10x 1GE(LAN) EQ
Fan Tray				Left Fan Tray

show chassis hardware user@host> **show chassis hardware**

(MX960 Router)

Hardware inventory:

Item	Version	Part number	Serial number	Description
Chassis				MX960
Midplane	REV 01	710-013698	AA6082	MX960 Midplane
PIM	Rev 01	740-013110	000008	Power Inlet Module
PEM 2				
PEM 3	Rev 01	740-013682	000038	PS 1.7kW; 200-240VAC in
Routing Engine 0	REV 00	740-015113	1000617944	RE-S-1300
CB 0	REV 05	710-013725	JK6947	MX960 Test SCB
FPC 4	REV 01	710-013305	JM7617	MX960 Test DPC
CPU				
PIC 0		BUILTIN	BUILTIN	1x 10GE(LAN/WAN)
PIC 1		BUILTIN	BUILTIN	10x 1GE
FPC 7	REV 01	710-013305	JL9634	MX960 Test DPC
CPU				
PIC 0		BUILTIN	BUILTIN	1x 10GE(LAN/WAN)
Xcvr 0		NON-JNPR	MYBG65I82C	XFP-10G-SR
PIC 1		BUILTIN	BUILTIN	10x 1GE
Xcvr 1	REV 01	740-011782	P7N0368	SFP-SX
Xcvr 4	REV 01	740-011782	P8J1W27	SFP-SX
Xcvr 6	REV 01	740-011782	P8J1VSD	SFP-SX
Xcvr 9	REV 01	740-011782	P8J1W25	SFP-SX
Fan Tray 0				
Fan Tray 1				

show chassis hardware user@host> **show chassis hardware**

(MX960 Router with
Bidirectional Optics)

Hardware inventory:

Item	Version	Part number	Serial number	Description
Chassis			JN10BA5B9AFA	MX960
Midplane	REV 03	710-013698	TR0234	MX960 Backplane
FPM Board	REV 03	710-014974	JA0878	Front Panel Display

PDM	Rev 03	740-013110	QCS11135028	Power Distribution Module
PEM 0	Rev 03	740-013682	QCS11154036	PS 1.7kW; 200-240VAC in
PEM 1	Rev 03	740-013682	QCS11154010	PS 1.7kW; 200-240VAC in
PEM 2	Rev 03	740-013682	QCS11154022	PS 1.7kW; 200-240VAC in
Routing Engine 0	REV 06	740-013063	1000691458	RE-S-2000
CB 0	REV 07	710-013385	KA2190	MX SCB
CB 1	REV 07	710-013385	KA0837	MX SCB
FPC 3	REV 02	750-018122	KB3890	DPCE 40x 1GE R
CPU				
FPC 4	REV 01	750-018122	KB3889	DPCE 40x 1GE R
CPU	REV 06	710-013713	KB3976	DPC PMB
PIC 0		BUILTIN	BUILTIN	10x 1GE(LAN)
Xcvr 1	REV 01	740-020426	4910549	SFP-1000BASE-BX40-D
Xcvr 2	REV 01	740-020426	4910551	SFP-1000BASE-BX40-D
Xcvr 5	REV 01	740-021340	77E245N00006	SFP-1000BASE-BX10-U
Xcvr 6	REV 01	740-020425	4882821	SFP-1000BASE-BX40-U
Xcvr 8	REV 01	740-020425	4882820	SFP-1000BASE-BX40-U
PIC 1		BUILTIN	BUILTIN	10x 1GE(LAN)
Xcvr 0	REV 01	740-020465	77E555N00894	SFP-1000BASE-BX10-D
Xcvr 1	REV 01	740-020465	75E467X00818	SFP-1000BASE-BX10-D
Xcvr 2	REV 01	740-020465	75E467X00573	SFP-1000BASE-BX10-D
Xcvr 3	REV 01	740-020465	4888227	SFP-1000BASE-BX10-D
Xcvr 4	REV 01	740-020465	4888241	SFP-1000BASE-BX10-D
Xcvr 5	REV 01	740-021340	77E245N00005	SFP-1000BASE-BX10-U
Xcvr 6	REV 01	740-021340	76E245X00487	SFP-1000BASE-BX10-U
Xcvr 7	REV 01	740-021341	5255889	SFP-1000BASE-BX10-U
Xcvr 8	REV 01	740-021341	5255887	SFP-1000BASE-BX10-U
Xcvr 9	REV 01	740-021340	77E245N00004	SFP-1000BASE-BX10-U
PIC 2		BUILTIN	BUILTIN	10x 1GE(LAN)
Xcvr 0	REV 01	740-020424	5007582	SFP-1000BASE-BX10-D
Xcvr 1	REV 01	740-020424	4888187	SFP-1000BASE-BX10-D
Xcvr 2	REV 01	740-020424	4656500	SFP-1000BASE-BX10-D
Xcvr 5	REV 01	740-021341	5255886	SFP-1000BASE-BX10-U
Xcvr 7	REV 01	740-021340	77E245N00003	SFP-1000BASE-BX10-U
Xcvr 8	REV 01	740-021341	5255888	SFP-1000BASE-BX10-U
PIC 3		BUILTIN	BUILTIN	10x 1GE(LAN)
Xcvr 0	REV 01	740-017726	74S184H30341	SFP-EX
Xcvr 1	REV 01	740-017726	4814061	SFP-EX
Xcvr 5	REV 01	740-017726	6ZS184H31108	SFP-EX
Xcvr 9	REV 01	740-021340	76E245X00486	SFP-1000BASE-BX10-U
Fan Tray 0				
Fan Tray 1	REV 03	740-014971	TP0850	Fan Tray

show chassis hardware
(MX960 Router with
Enhanced MX SCB)

user@host> show chassis hardware

Hardware inventory:

Item	Version	Part number	Serial number	Description
Chassis			JN1096805AFA	MX960
Midplane	REV 03	710-013698	TR0183	MX960 Backplane
Fan Extender	REV 02	710-018051	JY5227	Extended Cable Manager
FPM Board	REV 03	710-014974	JZ6876	Front Panel Display
PDM	Rev 03	740-013110	QCS11035023	Power Distribution Module
PEM 1	Rev 03	740-013682	QCS1109400L	PS 1.7kW; 200-240VAC in
PEM 2	Rev 03	740-013682	QCS11094015	PS 1.7kW; 200-240VAC in
PEM 3	Rev 03	740-013682	QCS11094012	PS 1.7kW; 200-240VAC in
Routing Engine 0	REV 06	740-013063	1000687969	RE-S-2000
Routing Engine 1	REV 06	740-013063	1000687955	RE-S-2000
CB 0	REV 11	750-031391	YZ6072	Enhanced MX SCB
CB 1	REV 11	750-031391	YZ6068	Enhanced MX SCB
CB 2	REV 11	750-031391	YZ6081	Enhanced MX SCB
FPC 0	REV 01	750-018122	KA5576	DPCE 40x 1GE R
CPU	REV 06	710-013713	KB3961	DPC PMB

PIC 0		BUILTIN	BUILTIN	10x 1GE(LAN)
Xcvr 0	REV 01	740-011613	P9F18GF	SFP-SX
Xcvr 2	REV 01	740-011782	P9M0TL9	SFP-SX
Xcvr 7	REV 01	740-011782	P9P0XXH	SFP-SX
Xcvr 9	REV 01	740-011782	P9M0TN1	SFP-SX
PIC 1		BUILTIN	BUILTIN	10x 1GE(LAN)
Xcvr 0	REV 01	740-011613	PAJ4UHC	SFP-SX
PIC 2		BUILTIN	BUILTIN	10x 1GE(LAN)
Xcvr 0	REV 01	740-011613	PFF2CD0	SFP-SX
Xcvr 1	REV 01	740-011613	PBG3ZUT	SFP-SX
Xcvr 2	REV 01	740-011613	PFF2DDV	SFP-SX
Xcvr 5	REV 01	740-011613	P8E2SST	SFP-SX
Xcvr 9	REV 01	740-011782	PB8329N	SFP-SX
PIC 3		BUILTIN	BUILTIN	10x 1GE(LAN)
Xcvr 0	REV 01	740-026192	1U0201084503342	SFP-100BASE-BX10-U
Xcvr 1	REV 01	740-026193	1U1201084503313	SFP-100BASE-BX10-D
Xcvr 2	REV 01	740-011613	PAJ4Y5B	SFP-SX
Xcvr 6	REV 01	740-011782	P9M0U3M	SFP-SX
Xcvr 7	REV 01	740-011782	P9M0TLA	SFP-SX
FPC 1	REV 16	750-031089	YL0719	MPC Type 2 3D
CPU	REV 06	711-030884	YL1463	MPC PMB 2G
MIC 0	REV 07	750-028387	JR6500	3D 4x 10GE XFP
PIC 0		BUILTIN	BUILTIN	2x 10GE XFP
Xcvr 0	REV 01	740-014279	733019A00154	XFP-10G-LR
Xcvr 1	REV 02	740-014289	T09F55034	XFP-10G-SR
PIC 1		BUILTIN	BUILTIN	2x 10GE XFP
Xcvr 0	REV 01	740-014279	913019B00791	XFP-10G-LR
Xcvr 1	REV 01	740-014289	98S803A90384	XFP-10G-SR
MIC 1	REV 24	750-028387	YJ3950	3D 4x 10GE XFP
PIC 2		BUILTIN	BUILTIN	2x 10GE XFP
Xcvr 0	REV 02	740-014279	T10B36134	XFP-10G-LR
Xcvr 1	REV 01	740-014289	T07M86354	XFP-10G-SR
PIC 3		BUILTIN	BUILTIN	2x 10GE XFP
FPC 2	REV 08	710-014219	JY9654	DPCE 4x 10GE R
CPU	REV 06	710-013713	JZ6549	DPC PMB
PIC 0		BUILTIN	BUILTIN	1x 10GE(LAN/WAN)
PIC 1		BUILTIN	BUILTIN	1x 10GE(LAN/WAN)
PIC 2		BUILTIN	BUILTIN	1x 10GE(LAN/WAN)
Xcvr 0	REV 03	740-011571	C931BK028	XFP-10G-SR
PIC 3		BUILTIN	BUILTIN	1x 10GE(LAN/WAN)
FPC 3	REV 10	750-024199	XJ6692	MX FPC Type 3
CPU	REV 03	710-022351	XF5182	DPC PMB
PIC 0	REV 17	750-009553	RJ2945	4x 0C-48 SONET
Xcvr 1	REV 01	740-011785	PCP3YLL	SFP-SR
Xcvr 3	REV 01	740-011785	PDSOMRY	SFP-SR
PIC 1	REV 32	750-003700	DP2113	1x 0C-192 12xMM VSR
FPC 5	REV 25	750-028467	YM8256	MPC 3D 16x 10GE
CPU	REV 10	711-029089	YL3029	AMPC PMB
PIC 0		BUILTIN	BUILTIN	4x 10GE(LAN) SFP+
Xcvr 1	REV 01	740-031980	AHNOX1Z	SFP+-10G-SR
PIC 1		BUILTIN	BUILTIN	4x 10GE(LAN) SFP+
PIC 2		BUILTIN	BUILTIN	4x 10GE(LAN) SFP+
PIC 3		BUILTIN	BUILTIN	4x 10GE(LAN) SFP+
FPC 7	REV 02	750-031092	JR6658	MPC Type 1 3D Q
CPU	REV 01	711-030884	JZ9038	MPC PMB 2G
MIC 0	REV 08	750-028392	JZ8737	3D 20x 1GE(LAN) SFP
PIC 0		BUILTIN	BUILTIN	10x 1GE(LAN) SFP
Xcvr 0	REV 01	740-011782	PBE2C6Y	SFP-SX
Xcvr 2		NON-JNPR	U8105N8	SFP-SX
Xcvr 4	REV 01	740-011613	PFM18EF	SFP-SX
Xcvr 7	REV 01	740-011613	PFF2AM8	SFP-SX

Xcvr 8	REV 01	740-011613	PFF2CT6	SFP-SX
PIC 1		BUILTIN	BUILTIN	10x 1GE(LAN) SFP
Xcvr 0	REV 01	740-011782	PB82VHH	SFP-SX
Xcvr 1	REV 01	740-011613	PFF2CSW	SFP-SX
Xcvr 9	REV 01	740-011613	PFF2BY0	SFP-SX
QXM 0	REV 04	711-028408	JR6372	MPC QXM
FPC 8	REV 05	750-024387	JW9754	MX FPC Type 2
CPU	REV 03	710-022351	KF1651	DPC PMB
PIC 0	REV 08	750-014730	DM3664	4x OC-3 1x OC-12 SFP
Xcvr 0	REV 01	740-016065	81S290N00077	SFP-SR
Xcvr 1		NON-JNPR	2191844	SFP-SR
Xcvr 2	REV 01	740-011618	PD81EE5	SFP-IR
PIC 1	REV 08	750-014637	DM3671	4x OC-12-3 SFP
Xcvr 0	REV 01	740-011785	PCK3UNK	SFP-SR
Xcvr 3	REV 01	740-011785	PDSOMPZ	SFP-SR
FPC 10	REV 04	710-013699	JY4654	DPCE 40x 1GE R
CPU	REV 05	710-013713	JS9717	DPC PMB
PIC 0		BUILTIN	BUILTIN	10x 1GE(LAN)
Xcvr 5	REV 01	740-011782	PAR1L72	SFP-SX
Xcvr 6	REV 01	740-011782	P8N1YQ4	SFP-SX
PIC 1		BUILTIN	BUILTIN	10x 1GE(LAN)
PIC 2		BUILTIN	BUILTIN	10x 1GE(LAN)
Xcvr 0	REV 01	740-011782	P8Q2AVL	SFP-SX
Xcvr 5	REV 01	740-011782	PAR1L7B	SFP-SX
Xcvr 6	REV 01	740-011782	PAR1L2J	SFP-SX
Xcvr 8	REV 01	740-011782	P8N1YMY	SFP-SX
PIC 3		BUILTIN	BUILTIN	10x 1GE(LAN)
Fan Tray 0	REV 03	740-014971	TP0567	Fan Tray
Fan Tray 1	REV 03	740-014971	TP0702	Fan Tray

**show chassis hardware
models (MX960
Router with Enhanced
MX SCB)**

user@host> show chassis hardware models
Hardware inventory:

Item	Version	Part number	Serial number	FRU model number
Midplane	REV 03	710-013698	TR0183	CHAS-BP-MX960-S
Fan Extender	REV 02	710-018051	JY5227	ECM-MX960
FPM Board	REV 03	710-014974	JZ6876	CRAFT-MX960-S
Routing Engine 0	REV 06	740-013063	1000687969	RE-S-2000-4096-S
Routing Engine 1	REV 06	740-013063	1000687955	RE-S-2000-4096-S
CB 0	REV 11	750-031391	YZ6072	SCBE-MX-S
CB 1	REV 11	750-031391	YZ6068	SCBE-MX-S
CB 2	REV 11	750-031391	YZ6081	SCBE-MX-S
FPC 0	REV 01	750-018122	KA5576	DPCE-R-40GE-SFP
FPC 1	REV 16	750-031089	YL0719	MX-MPC2-3D
MIC 0	REV 07	750-028387	JR6500	MIC-3D-4XGE-XFP
MIC 1	REV 24	750-028387	YJ3950	MIC-3D-4XGE-XFP
FPC 2	REV 08	710-014219	JY9654	DPC-R-4XGE-XFP
FPC 3	REV 10	750-024199	XJ6692	MX-FPC3
PIC 0	REV 17	750-009553	RJ2945	PC-40C48-SON-SFP
PIC 1	REV 32	750-003700	DP2113	PC-10C192-SON-VSR
FPC 5	REV 25	750-028467	YM8256	MPC-3D-16XGE-SFPP
FPC 7	REV 02	750-031092	JR6658	MX-MPC1-3D-Q
MIC 0	REV 08	750-028392	JZ8737	MIC-3D-20GE-SFP
FPC 8	REV 05	750-024387	JW9754	MX-FPC2
PIC 0	REV 08	750-014730	DM3664	PB-40C3-10C12-SON2-SFP
PIC 1	REV 08	750-014637	DM3671	PB-40C3-40C12-SON-SFP
FPC 10	REV 04	710-013699	JY4654	DPC-R-40GE-SFP
Fan Tray 0	REV 03	740-014971	TP0567	FFANTRAY-MX960-S
Fan Tray 1	REV 03	740-014971	TP0702	FFANTRAY-MX960-S

**show chassis hardware
detail (MX960 Router)**

```
user@host> show chassis hardware detail
```

```
Hardware inventory:
```

Item	Version	Part number	Serial number	Description
Chassis				MX960
Midplane	REV 01	710-013698	AA6082	MX960 Midplane
PIM	Rev 01	740-013110	000008	Power Inlet Module
PEM 2				
PEM 3	Rev 01	740-013682	000038	PS 1.7kW; 200-240VAC in
Routing Engine 0	REV 00	740-015113	1000617944	RE-S-1300
ad0	245 MB	SanDisk SDCFB-256	111419E1805T1141	Compact Flash
ad2	38154 MB	FUJITSU MHT2040BH	NROWT5925N77	Hard Disk
CB 0	REV 05	710-013725	JK6947	MX960 Test SCB
FPC 4	REV 01	710-013305	JM7617	MX960 Test DPC
CPU				
PIC 0		BUILTIN	BUILTIN	1x 10GE (LAN/WAN)
PIC 1		BUILTIN	BUILTIN	10x 1GE
FPC 7	REV 01	710-013305	JL9634	MX960 Test DPC
CPU				
PIC 0		BUILTIN	BUILTIN	1x 10GE (LAN/WAN)
Xcvr 0		NON-JNPR	MYBG65I82C	XFP-10G-SR
PIC 1		BUILTIN	BUILTIN	10x 1GE
Xcvr 1	REV 01	740-011782	P7N0368	SFP-SX
Xcvr 4	REV 01	740-011782	P8J1W27	SFP-SX
Xcvr 6	REV 01	740-011782	P8J1VSD	SFP-SX
Xcvr 9	REV 01	740-011782	P8J1W25	SFP-SX
Fan Tray 0				
Fan Tray 1				

**show chassis hardware
(T320 Router)**

```
user@host> show chassis hardware
```

```
Hardware inventory:
```

Item	Version	Part number	Serial number	Description
Chassis			19093	T320
Midplane	REV 04	710-004339	BC1436	T320 Backplane
FPM GBUS	REV 03	710-004461	BC1407	T320 FPM Board
FPM Display	REV 04	710-002897	BE0763	FPM Display
CIP	REV 05	710-002895	BB2311	T Series CIP
PEM 0	Rev 01	740-004359	NB12546	Power Entry Module
SCG 0	REV 06	710-004455	AY4522	T320 Sonet
Clock Gen.				
Routing Engine 0				unknown
CB 0	REV 13	710-002728	BC1577	T Series
Control Board				
CB 1	REV 13	710-002728	BC1595	T Series
Control Board				
FPC 1	REV 09	710-007531	HS1572	FPC Type 2
CPU	REV 15	710-001726	HR8763	FPC CPU
PIC 0	REV 01	750-010618	CB5579	4x G/E SFP,
1000 BASE				
SFP 0	REV 01	740-007326	P5809Z1	SFP-SX
SFP 1	REV 01	740-007326	P4Q10XU	SFP-SX
SFP 2		NON-JNPR	RA45020031	SFP-SX
SFP 3		NON-JNPR	RA45020032	SFP-SX
PIC 1	REV 01	750-010618	CD9587	4x G/E SFP,
1000 BASE				
SFP 0		NON-JNPR	P5A08QZ	SFP-T
SFP 1	REV 01	740-007326	P4Q133K	SFP-SX
SFP 2	REV 01	740-007326	P5809YY	SFP-SX
SFP 3	REV 01	740-007327	4C81704	SFP-LX
MMB 1	REV 03	710-005555	HR9401	MMB-288mbit
PPB 0	REV 04	710-003758	HR2886	PPB Type 2
FPC 2	REV 07	710-005860	HP2392	FPC Type 1

CPU	REV 14	710-001726	HP7797	FPC CPU
PIC 0	REV 02	750-007643	HM0853	1x G/E QPP,
1000 BASE				
SFP 0	REV 01	740-007326	P11E9JJ	SFP-SX
MMB 1	REV 02	710-005555	HN2379	MMB-288mbit
PPB 0	REV 04	710-003758	HP8092	PPB Type 2
FPC 3	REV 07	710-005860	HP2393	FPC Type 1
CPU	REV 14	710-001726	HP0968	FPC CPU
PIC 0	REV 01	750-010240	CB5363	1x G/E SFP,
1000 BASE				
SFP 0	REV 01	740-007326	P4R0PNH	SFP-SX
PIC 1	REV 03	750-003034	HD2832	4x OC-3 SONET,
SMIR				
MMB 1	REV 02	710-005555	HN6307	MMB-288mbit
PPB 0	REV 04	710-003758	HP5051	PPB Type 2
FPC 4	REV 01	710-010845	JD3872	FPC Type 4
CPU	REV 02	710-011481	JB6042	FPC CPU
5	REV 01	710-005802	BC1566	FPC Type 2
CPU	REV 09	710-001726	AY4922	FPC CPU
PIC 0	REV 02	750-008155	BE2114	2x G/E QPP,
1000 BASE				
SFP 0	REV 01	740-007326	P4R0PMQ	SFP-SX
SFP 1	REV 01	740-007326	P4R0PN9	SFP-SX
PIC 1	REV 01	750-008155	BE2116	2x G/E QPP,
1000 BASE				
SFP 0	REV 01	740-007326	P4R0PNZ	SFP-SX
SFP 1		NON-JNPR	2908	SFP-T
MMB 1	REV 01	710-005555	AZ2246	MMB-288mbit
PPB 0	REV 03	710-003758	AY4839	PPB Type 2
FPC 7	REV 01	710-005803	AZ2123	FPC Type 3
...				

show chassis hardware
(T640 Router)

user@host> show chassis hardware

Hardware inventory:

Item	Version	Part number	Serial number	Description
Chassis			19182	T640
Midplane	REV 04	710-002726	AX5608	T640 Backplane
FPM GBUS	REV 02	710-002901	HE3064	T640 FPM Board
FPM Display	REV 02	710-002897	HE7864	FPM Display
CIP	REV 05	710-002895	HA5024	T Series CIP
PEM 0	Rev 02	740-029522	VH26235	AC PEM 10kW US
PEM 1	Rev 02	740-029522	VH26230	AC PEM 10kW US
SCG 0	REV 03	710-003423	HA4508	T640 Sonet Clock Gen.
Routing Engine 0	REV 02	740-005022	210865700483	RE-3.0 (RE-600)
CB 0	REV 01	710-002728	HD3044	T Series Control Board
FPC 2	REV 04	710-001721	HD5572	FPC Type 3
CPU	REV 06	710-001726	HA4712	FPC CPU
PIC 1	REV 03	750-009567	HV2331	1x 10GE(LAN),XENPAK
SFP 0	REV 01	740-009898	USC202R103	XENPAK-SR
PIC 2	REV 03	750-009567	HV2332	1x 10GE(LAN),XENPAK
SFP 0	REV 01	740-011268	USC202R112	XENPAK-ZR
PIC 3	REV 03	750-009567	HX4416	1x 10GE(LAN),XENPAK
SFP 0	REV 01	740-012056	434TC004	XENPAK-CX4
PIC 4	REV 03	750-009567	HX4420	1x 10GE(LAN),XENPAK
SFP 0	REV 01	740-012058	434TC124	XENPAK-LX4
FPC 5	REV 01	710-013553	JE4839	E2-FPC Type 1
CPU	REV 01	710-013569	JW9163	FPC CPU
PIC 0	REV 01	750-009567	HX4419	1x 10GE(LAN),XENPAK
SFP 0	REV 01	740-009898	USC202RT05	XENPAK-LR
PIC 1	REV 03	750-009567	HN7426	1x 10GE(LAN),XENPAK
SFP 0	REV 01	740-009550	03L90051	XENPAK-ER

PIC 2	REV 03	750-009467	HT7423	1x 10GE(LAN),XENPAK
SFP 0		NON-JNPR		UNKNOWN
PIC 3	REV 04	750-005100	AY4850	1x 10GE(LAN),DWDM
FPC 4	REV 01	710-010845	JD3872	FPC Type 4
CPU	REV 02	710-011481	JB6042	FPC CPU
Fan Tray 0				Front Top Fan Tray
Fan Tray 1				Front Bottom Fan Tray
Fan Tray 2				Rear Fan Tray

show chassis hardware models (T640 Router) user@host> show chassis hardware models

Hardware inventory:

Item	Version	Part number	CLEI code	FRU model number
Midplane	REV 04	710-002726		CHAS-BP-T640-S
FPM Display	REV 02	710-002897		CRAFT-T640-S
CIP	REV 05	710-002895		CIP-L-T640-S
PEM 0	Rev 01	740-002595		PWR-T-DC-S
SCG 0	REV 04	710-003423		SCG-T-S
SCG 1	REV 04	710-003423		SCG-T-S
Routing Engine 0	REV 01	740-005022		RE-600-2048-S
Routing Engine 1	REV 07	740-005022		RE-600-2048-S
CB 0	REV 06	710-002726		CHAS-BP-T640-S
CB 1	REV 06	710-002728		CB-L-T-S
FPC 5	REV 05	710-007527		T640-FPC2
PIC 0	REV 05	750-002510		PB-2GE-SX
PIC 1	REV 05	750-001901		PB-40C12-SON-SMIR
FPC 6	REV 03	710-001721		T640-FPC3
PIC 1	REV 01	750-009553		PC-40C48-SON-SFP
SIB 4	REV 02	750-005486		SIB-I-T640-S
Fan Tray 0				FANTRAY-T-S
Fan Tray 1				FANTRAY-T-S
Fan Tray 2				FAN-REAR-TX-T640-S

show chassis hardware extensive (T640 Router) user@host> show chassis hardware extensive

Hardware inventory:

Item	Version	Part number	Serial number	Description
Chassis				T640
Jedec Code:	0x7fb0	EEPROM Version:	0x01	
P/N:	S/N:	
Assembly ID:	0x0507	Assembly Version:	00.00	
Date:	00-00-0000	Assembly Flags:	0x00	
Version:			
ID:	Gibson LCC Chassis			
Board Information Record:				
Address 0x00:	00 00 00 00 00 00 00 00 00 00 00 00 00 00 00 00			
I2C Hex Data:				
Address 0x00:	7f b0 01 ff 05 07 00 00 00 00 00 00 00 00 00 00			
Address 0x10:	00 00 00 00 00 00 00 00 00 00 00 00 00 00 00 00			
Address 0x20:	ff ff ff ff ff ff ff ff ff ff ff ff ff 00 00 00 00			
Address 0x30:	00 00 00 00 00 00 00 00 00 00 00 00 00 00 00 00			
Address 0x40:	00 00 00 00 00 00 00 00 00 00 00 00 00 00 00 00			
Midplane	REV 04	710-002726	AX5633	
Jedec Code:	0x7fb0	EEPROM Version:	0x01	
P/N:	710-002726.	S/N:	S/N AX5633.	
Assembly ID:	0x0127	Assembly Version:	01.04	
Date:	06-27-2001	Assembly Flags:	0x00	
Version:	REV 04.....			
ID:	Gibson Backplane			
Board Information Record:				
Address 0x00:	ad 01 08 00 00 90 69 0e f8 00 ff ff ff ff ff ff			
I2C Hex Data:				
Address 0x00:	7f b0 01 ff 01 27 01 04 52 45 56 20 30 34 00 00			

```

Address 0x10: 00 00 00 00 37 31 30 2d 30 30 32 37 32 36 00 00
Address 0x20: 53 2f 4e 20 41 58 35 36 33 33 00 00 00 1b 06 07
Address 0x30: d1 ff ff ff ad 01 08 00 00 90 69 0e f8 00 ff ff
Address 0x40: ff ff ff ff ff ff ff ff ff ff ff ff ff ff ff ff
FPM GBUS          REV 02   710-002901   HE3245
...
FPM Display      REV 02   710-002897   HA4873
...
CIP              REV 05   710-002895   HA4729
...
PEM 1           RevX02   740-002595   MD21815           Power Entry Module
...
SCG 0           REV 04   710-003423   HF6023
...
SCG 1           REV 04   710-003423   HF6061
...
Routing Engine 0 REV 01   740-005022   210865700292     RE-3.0
...
CB 0            REV 06   710-002728   HE3614
...
FPC 1           REV 01   710-002385   HE3009           FPC Type 1
...
                REV 06   710-001726   HC0010

```

show chassis hardware (T4000 Router)

```

user@host> show chassis hardware
Hardware inventory:
Item          Version  Part number  Serial number  Description
Chassis
Midplane      REV 01   710-027486   RC8355         T-series Backplane
FPM GBUS      REV 13   710-002901   BBAE0927       T640 FPM Board
FPM Display   REV 01   710-021387   EF6764         T1600 FPM Display
CIP           REV 06   710-002895   BBAD9210       T-series CIP
PEM 0         REV 01   740-036442   VA00016        Power Entry Module 6x60
SCG 0         REV 18   710-003423   BBAD7248       T640 Sonet Clock Gen.
SCG 1         REV 18   710-003423   BBAE3874       T640 Sonet Clock Gen.
Routing Engine 0 REV 05   740-026941   P737F-002248   RE-DUO-1800
Routing Engine 1 REV 06   740-026941   P737F-002653   RE-DUO-1800
CB 0          REV 09   710-022597   ED0295         LCC Control Board
CB 1          REV 09   710-022597   EA6050         LCC Control Board
FPC 0         REV 26   750-032819   EK1173         FPC Type 5-3D
CPU           REV 12   711-030686   EJ8584         SNG PMB
PIC 0         REV 07   750-034624   EF6837         12x10GE (LAN/WAN) SFPP
  Xcvr 0      REV 01   740-031980   123363A01145   SFP+-10G-SR
  Xcvr 1      REV 01   740-031980   123363A01147   SFP+-10G-SR
  Xcvr 2      REV 01   740-031980   AJJ01P3        SFP+-10G-SR
  Xcvr 3      REV 01   740-031980   B10M03256      SFP+-10G-SR
  Xcvr 4      REV 01   740-031980   AJJ01M2        SFP+-10G-SR
  Xcvr 5      REV 01   740-031980   123363A01137   SFP+-10G-SR
  Xcvr 6      REV 01   740-031980   AJJ01PN        SFP+-10G-SR
  Xcvr 7      REV 01   740-031980   AJJ01NW        SFP+-10G-SR
  Xcvr 8      REV 01   740-031980   123363A01139   SFP+-10G-SR
  Xcvr 9      REV 01   740-031980   AJJ01KE        SFP+-10G-SR
  Xcvr 10     REV 01   740-031980   123363A01336   SFP+-10G-SR
  Xcvr 11     REV 01   740-031980   B10M01325      SFP+-10G-SR
PIC 1         REV 07   750-034624   EF6800         12x10GE (LAN/WAN) SFPP
  Xcvr 0      REV 01   740-031980   AJJ01SA        SFP+-10G-SR
  Xcvr 1      REV 01   740-031980   AJJ01QZ        SFP+-10G-SR
  Xcvr 2      REV 01   740-031980   AJH0217        SFP+-10G-SR
  Xcvr 3      REV 01   740-031980   AJJ01TE        SFP+-10G-SR
  Xcvr 4      REV 01   740-031980   AJJ01KV        SFP+-10G-SR
  Xcvr 5      REV 01   740-031980   AJJ01MU        SFP+-10G-SR
  Xcvr 6      REV 01   740-031980   AJJ01R0        SFP+-10G-SR

```

Xcvr 7	REV 01	740-031980	AJJ01TC	SFP+-10G-SR
Xcvr 8	REV 01	740-031980	AJJ0364	SFP+-10G-SR
Xcvr 9	REV 01	740-031980	AJD0GV3	SFP+-10G-SR
Xcvr 10	REV 01	740-031980	B10M03343	SFP+-10G-SR
Xcvr 11	REV 01	740-031980	AJJ01QJ	SFP+-10G-SR
LMB 0	REV 05	711-034381	EJ8490	Type-0 LMB
LMB 1	REV 04	711-035774	EJ8517	Type-1 LMB
LMB 2	REV 05	711-034381	EJ8489	Type-0 LMB
FPC 3	REV 07	750-032819	EG3637	FPC Type 5-3D
CPU	REV 09	711-030686	EG0150	SNG PMB
PIC 0	REV 08	750-035293	EF3657	1x100GE
Xcvr 0	REV 01	740-032210	C22CQNJ	CFP-100G-LR4
PIC 1	REV 10	750-034624	BBAN4098	12x10GE (LAN/WAN) SFPP
Xcvr 0	REV 01	740-031980	B11J04902	SFP+-10G-SR
Xcvr 1	REV 01	740-031980	B11J04891	SFP+-10G-SR
Xcvr 2	REV 01	740-031980	AJJ01MX	SFP+-10G-SR
Xcvr 3	REV 01	740-031980	B11J04183	SFP+-10G-SR
Xcvr 4	REV 01	740-031980	B11J04894	SFP+-10G-SR
Xcvr 5	REV 01	740-031980	B11J04184	SFP+-10G-SR
Xcvr 6	REV 01	740-031980	B11J04897	SFP+-10G-SR
Xcvr 7	REV 01	740-031980	B11J04899	SFP+-10G-SR
Xcvr 8	REV 01	740-031980	AJJ01TV	SFP+-10G-SR
Xcvr 9	REV 01	740-031980	B11J04057	SFP+-10G-SR
Xcvr 10	REV 01	740-031980	AJJ01M4	SFP+-10G-SR
Xcvr 11	REV 01	740-031980	B11J04905	SFP+-10G-SR
LMB 0	REV 04	711-034381	EG1524	Type-0 LMB
LMB 1	REV 03	711-035774	EG0345	Type-1 LMB
LMB 2	REV 04	711-034381	EG1522	Type-0 LMB
FPC 5	REV 03	710-033871	BBAJ0768	FPC Type 4-ES
CPU	REV 11	710-016744	BBAH9342	ST-PMB2
PIC 0	REV 09	750-029262	EE6789	100GE
PIC 1	REV 03	750-034781	EE6655	100GE CFP
Xcvr 0	REV 01	740-032210	J11A22334	CFP-100G-LR4
BRIDGE 0	REV 03	711-029995	EE6572	100GE Bridge Board
MMB 0	REV 07	710-025563	BBAJ4657	ST-MMB2
MMB 1	REV 07	710-025563	BBAJ3073	ST-MMB2
FPC 6	REV 05	750-010153	EF4936	FPC Type 5-3D
CPU	REV 06	711-030686	EF4189	SNG PMB
PIC 0	REV 10	750-034624	BBAN4109	12x10GE (LAN/WAN) SFPP
Xcvr 0	REV 01	740-031980	B11J04895	SFP+-10G-SR
Xcvr 1	REV 01	740-031980	B11J04898	SFP+-10G-SR
Xcvr 2	REV 01	740-031980	B11J04021	SFP+-10G-SR
Xcvr 3	REV 01	740-031980	B11J04903	SFP+-10G-SR
Xcvr 4	REV 01	740-031980	B11J04311	SFP+-10G-SR
Xcvr 5	REV 01	740-031980	B11J04059	SFP+-10G-SR
Xcvr 6	REV 01	740-031980	B11J04016	SFP+-10G-SR
Xcvr 7	REV 01	740-031980	B11J04017	SFP+-10G-SR
Xcvr 8	REV 01	740-031980	B11J04887	SFP+-10G-SR
Xcvr 9	REV 01	740-031980	B11J04297	SFP+-10G-SR
Xcvr 10	REV 01	740-031980	B11J04893	SFP+-10G-SR
Xcvr 11	REV 01	740-031980	B11J04022	SFP+-10G-SR
PIC 1	REV 02	750-034624	EE3711	12x10GE (LAN/WAN) SFPP
Xcvr 0	REV 01	740-031980	AJH033X	SFP+-10G-SR
Xcvr 1	REV 01	740-031980	AJJ01N0	SFP+-10G-SR
Xcvr 2	REV 01	740-031980	AJJ01SV	SFP+-10G-SR
Xcvr 3	REV 01	740-031980	AJJ032L	SFP+-10G-SR
Xcvr 4	REV 01	740-031980	B10M01593	SFP+-10G-SR
Xcvr 5	REV 01	740-031980	AJD0FF1	SFP+-10G-SR
Xcvr 6	REV 01	740-031980	AJJ01NU	SFP+-10G-SR
Xcvr 7	REV 01	740-031980	123363A01305	SFP+-10G-SR
Xcvr 8	REV 01	740-031980	B10M00361	SFP+-10G-SR

Xcvr 9	REV 01	740-031980	AJJ01M7	SFP+-10G-SR
Xcvr 10	REV 01	740-031980	AJJ032X	SFP+-10G-SR
Xcvr 11	REV 01	740-031980	AJJ01PG	SFP+-10G-SR
LMB 0	REV 04	711-034381	EF3838	Type-0 LMB
LMB 1	REV 03	711-035774	EF3821	Type-1 LMB
LMB 2	REV 04	711-034381	EF3834	Type-0 LMB
SPMB 0	REV 05	710-023321	ED1990	LCC Switch CPU
SPMB 1	REV 05	710-023321	EA2768	LCC Switch CPU
SIB 0	REV 02	711-036340	EF8802	SIB-HC-3D
SIB 1	REV 07	711-036340	EG2286	SIB-HC-3D
SIB 2	REV 07	711-036340	EG2252	SIB-HC-3D
SIB 3	REV 02	711-036340	EF1358	SIB-HC-3D
SIB 4	REV 02	711-036340	EF8806	SIB-HC-3D
Fan Tray 0				Front Top Fan Tray
Fan Tray 1				Front Bottom Fan Tray
-- Rev 2				
Fan Tray 2				Rear Fan Tray -- Rev 3

show chassis hardware clei-models (T4000 Router) user@host> show chassis hardware clei-models
Hardware inventory:

Item	Version	Part number	CLEI code	FRU model number
Midplane	REV 01	710-027486	IPMJ700DRD	CHAS-BP-T1600-S
FPM Display	REV 01	710-021387		CRAFT-T1600-S
CIP	REV 06	710-002895		CIP-L-T640-S
PEM 0	REV 01	740-036442	IPUPAG6KAA	PWR-T-6-60-DC
SCG 0	REV 18	710-003423		SCG-T-S
SCG 1	REV 18	710-003423		SCG-T-S
Routing Engine 0	REV 05	740-026941		RE-DUO-C1800-8G-S
Routing Engine 1	REV 06	740-026941		RE-DUO-C1800-8G-S
CB 0	REV 09	710-022597		CB-LCC-S
CB 1	REV 09	710-022597		CB-LCC-S
FPC 3				
PIC 0	REV 08	750-035293	XXXXXXXXBB	PF-1CGE-CFP
PIC 1	REV 10	750-034624	XXXXXXXXCC	PF-12XGE-SFPP
FPC 5	REV 03	710-033871	IPUCAMBCTD	T1600-FPC4-ES
PIC 1	REV 03	750-034781	IPUIBKLMMA	PD-1CE-CFP-FPC4
FPC 6				
PIC 0	REV 10	750-034624	XXXXXXXXCC	PF-12XGE-SFPP
Fan Tray 0				FANTRAY-T-S
Fan Tray 1				FANTRAY-T4000-S
Fan Tray 2				FANTRAY-TXP-R-S

show chassis hardware detail (T4000 Router) user@host> show chassis hardware detail
Hardware inventory:

Item	Version	Part number	Serial number	Description
Chassis			JN1172F25AHA	T4000
Midplane	REV 01	710-027486	RC8355	T-series Backplane
FPM GBUS	REV 13	710-002901	BBAE0927	T640 FPM Board
FPM Display	REV 01	710-021387	EF6764	T1600 FPM Display
CIP	REV 06	710-002895	BBAD9210	T-series CIP
PEM 0	REV 01	740-036442	VA00016	Power Entry Module 6x60
SCG 0	REV 18	710-003423	BBAD7248	T640 Sonet Clock Gen.
SCG 1	REV 18	710-003423	BBAE3874	T640 Sonet Clock Gen.
Routing Engine 0	REV 05	740-026941	P737F-002248	RE-DUO-1800
ad0	3823 MB	SMART CF	2009121602A661576157	Compact Flash
ad1	59690 MB	STEC MACH-8 SSD	STM000103FDB	Disk 1
Routing Engine 1	REV 06	740-026941	P737F-002653	RE-DUO-1800
ad0	3823 MB	SMART CF	201011150153F52CF52C	Compact Flash
ad1	62720 MB	SMART Lite SATA Drive	2010110900150A880A88	Disk 1
CB 0	REV 09	710-022597	ED0295	LCC Control Board
CB 1	REV 09	710-022597	EA6050	LCC Control Board

FPC 0	REV 26	750-032819	EK1173	FPC Type 5-3D
CPU	REV 12	711-030686	EJ8584	SNG PMB
PIC 0	REV 07	750-034624	EF6837	12x10GE (LAN/WAN) SFPP
Xcvr 0	REV 01	740-031980	123363A01145	SFP+-10G-SR
Xcvr 1	REV 01	740-031980	123363A01147	SFP+-10G-SR
Xcvr 2	REV 01	740-031980	AJJ01P3	SFP+-10G-SR
Xcvr 3	REV 01	740-031980	B10M03256	SFP+-10G-SR
Xcvr 4	REV 01	740-031980	AJJ01M2	SFP+-10G-SR
Xcvr 5	REV 01	740-031980	123363A01137	SFP+-10G-SR
Xcvr 6	REV 01	740-031980	AJJ01PN	SFP+-10G-SR
Xcvr 7	REV 01	740-031980	AJJ01NW	SFP+-10G-SR
Xcvr 8	REV 01	740-031980	123363A01139	SFP+-10G-SR
Xcvr 9	REV 01	740-031980	AJJ01KE	SFP+-10G-SR
Xcvr 10	REV 01	740-031980	123363A01336	SFP+-10G-SR
Xcvr 11	REV 01	740-031980	B10M01325	SFP+-10G-SR
PIC 1	REV 07	750-034624	EF6800	12x10GE (LAN/WAN) SFPP
Xcvr 0	REV 01	740-031980	AJJ01SA	SFP+-10G-SR
Xcvr 1	REV 01	740-031980	AJJ01QZ	SFP+-10G-SR
Xcvr 2	REV 01	740-031980	AJH0217	SFP+-10G-SR
Xcvr 3	REV 01	740-031980	AJJ01TE	SFP+-10G-SR
Xcvr 4	REV 01	740-031980	AJJ01KV	SFP+-10G-SR
Xcvr 5	REV 01	740-031980	AJJ01MU	SFP+-10G-SR
Xcvr 6	REV 01	740-031980	AJJ01R0	SFP+-10G-SR
Xcvr 7	REV 01	740-031980	AJJ01TC	SFP+-10G-SR
Xcvr 8	REV 01	740-031980	AJJ0364	SFP+-10G-SR
Xcvr 9	REV 01	740-031980	AJD0GV3	SFP+-10G-SR
Xcvr 10	REV 01	740-031980	B10M03343	SFP+-10G-SR
Xcvr 11	REV 01	740-031980	AJJ01QJ	SFP+-10G-SR
LMB 0	REV 05	711-034381	EJ8490	Type-0 LMB
LMB 1	REV 04	711-035774	EJ8517	Type-1 LMB
LMB 2	REV 05	711-034381	EJ8489	Type-0 LMB
FPC 3	REV 07	750-032819	EG3637	FPC Type 5-3D
CPU	REV 09	711-030686	EG0150	SNG PMB
PIC 0	REV 08	750-035293	EF3657	1x100GE
Xcvr 0	REV 01	740-032210	C22CQNJ	CFP-100G-LR4
PIC 1	REV 10	750-034624	BBAN4098	12x10GE (LAN/WAN) SFPP
Xcvr 0	REV 01	740-031980	B11J04902	SFP+-10G-SR
Xcvr 1	REV 01	740-031980	B11J04891	SFP+-10G-SR
Xcvr 2	REV 01	740-031980	AJJ01MX	SFP+-10G-SR
Xcvr 3	REV 01	740-031980	B11J04183	SFP+-10G-SR
Xcvr 4	REV 01	740-031980	B11J04894	SFP+-10G-SR
Xcvr 5	REV 01	740-031980	B11J04184	SFP+-10G-SR
Xcvr 6	REV 01	740-031980	B11J04897	SFP+-10G-SR
Xcvr 7	REV 01	740-031980	B11J04899	SFP+-10G-SR
Xcvr 8	REV 01	740-031980	AJJ01TV	SFP+-10G-SR
Xcvr 9	REV 01	740-031980	B11J04057	SFP+-10G-SR
Xcvr 10	REV 01	740-031980	AJJ01M4	SFP+-10G-SR
Xcvr 11	REV 01	740-031980	B11J04905	SFP+-10G-SR
LMB 0	REV 04	711-034381	EG1524	Type-0 LMB
LMB 1	REV 03	711-035774	EG0345	Type-1 LMB
LMB 2	REV 04	711-034381	EG1522	Type-0 LMB
FPC 5	REV 03	710-033871	BBAJ0768	FPC Type 4-ES
CPU	REV 11	710-016744	BBAH9342	ST-PMB2
PIC 0	REV 09	750-029262	EE6789	100GE
PIC 1	REV 03	750-034781	EE6655	100GE CFP
Xcvr 0	REV 01	740-032210	J11A22334	CFP-100G-LR4
BRIDGE 0	REV 03	711-029995	EE6572	100GE Bridge Board
MMB 0	REV 07	710-025563	BBAJ4657	ST-MMB2
MMB 1	REV 07	710-025563	BBAJ3073	ST-MMB2
FPC 6	REV 05	750-010153	EF4936	FPC Type 5-3D
CPU	REV 06	711-030686	EF4189	SNG PMB

PIC 0	REV 10	750-034624	BBAN4109	12x10GE (LAN/WAN) SFPP
Xcvr 0	REV 01	740-031980	B11J04895	SFP+-10G-SR
Xcvr 1	REV 01	740-031980	B11J04898	SFP+-10G-SR
Xcvr 2	REV 01	740-031980	B11J04021	SFP+-10G-SR
Xcvr 3	REV 01	740-031980	B11J04903	SFP+-10G-SR
Xcvr 4	REV 01	740-031980	B11J04311	SFP+-10G-SR
Xcvr 5	REV 01	740-031980	B11J04059	SFP+-10G-SR
Xcvr 6	REV 01	740-031980	B11J04016	SFP+-10G-SR
Xcvr 7	REV 01	740-031980	B11J04017	SFP+-10G-SR
Xcvr 8	REV 01	740-031980	B11J04887	SFP+-10G-SR
Xcvr 9	REV 01	740-031980	B11J04297	SFP+-10G-SR
Xcvr 10	REV 01	740-031980	B11J04893	SFP+-10G-SR
Xcvr 11	REV 01	740-031980	B11J04022	SFP+-10G-SR
PIC 1	REV 02	750-034624	EE3711	12x10GE (LAN/WAN) SFPP
Xcvr 0	REV 01	740-031980	AJH033X	SFP+-10G-SR
Xcvr 1	REV 01	740-031980	AJJ01N0	SFP+-10G-SR
Xcvr 2	REV 01	740-031980	AJJ01SV	SFP+-10G-SR
Xcvr 3	REV 01	740-031980	AJJ032L	SFP+-10G-SR
Xcvr 4	REV 01	740-031980	B10M01593	SFP+-10G-SR
Xcvr 5	REV 01	740-031980	AJD0FF1	SFP+-10G-SR
Xcvr 6	REV 01	740-031980	AJJ01NU	SFP+-10G-SR
Xcvr 7	REV 01	740-031980	123363A01305	SFP+-10G-SR
Xcvr 8	REV 01	740-031980	B10M00361	SFP+-10G-SR
Xcvr 9	REV 01	740-031980	AJJ01M7	SFP+-10G-SR
Xcvr 10	REV 01	740-031980	AJJ032X	SFP+-10G-SR
Xcvr 11	REV 01	740-031980	AJJ01PG	SFP+-10G-SR
LMB 0	REV 04	711-034381	EF3838	Type-0 LMB
LMB 1	REV 03	711-035774	EF3821	Type-1 LMB
LMB 2	REV 04	711-034381	EF3834	Type-0 LMB
SPMB 0	REV 05	710-023321	ED1990	LCC Switch CPU
SPMB 1	REV 05	710-023321	EA2768	LCC Switch CPU
SIB 0	REV 02	711-036340	EF8802	SIB-HC-3D
SIB 1	REV 07	711-036340	EG2286	SIB-HC-3D
SIB 2	REV 07	711-036340	EG2252	SIB-HC-3D
SIB 3	REV 02	711-036340	EF1358	SIB-HC-3D
SIB 4	REV 02	711-036340	EF8806	SIB-HC-3D
Fan Tray 0				Front Top Fan Tray
Fan Tray 1				Front Bottom Fan Tray
-- Rev 2				
Fan Tray 2				Rear Fan Tray -- Rev 3

show chassis hardware models (T4000 Router)

```
user@host> show chassis hardware models

Hardware inventory:
Item                Version  Part number  Serial number  FRU model number
Midplane            REV 01    710-027486   RC8355         CHAS-BP-T1600-S
FPM Display         REV 01    710-021387   EF6764         CRAFT-T1600-S
CIP                 REV 06    710-002895   BBAD9210       CIP-L-T640-S
PEM 0              REV 01    740-036442   VA00016        PWR-T-6-60-DC
SCG 0              REV 18    710-003423   BBAD7248       SCG-T-S
SCG 1              REV 18    710-003423   BBAE3874       SCG-T-S
Routing Engine 0    REV 05    740-026941   P737F-002248   RE-DUO-C1800-8G-S
Routing Engine 1    REV 06    740-026941   P737F-002653   RE-DUO-C1800-8G-S
CB 0               REV 09    710-022597   ED0295         CB-LCC-S
CB 1               REV 09    710-022597   EA6050         CB-LCC-S
FPC 3
  PIC 0            REV 08    750-035293   EF3657         PF-1CGE-CFP
  PIC 1            REV 10    750-034624   BBAN4098       PF-12XGE-SFPP
FPC 5              REV 03    710-033871   BBAJ0768       T1600-FPC4-ES
  PIC 1            REV 03    750-034781   EE6655         PD-1CE-CFP-FPC4
FPC 6
```


PIC 0	REV 10	750-034624	BBAN4109	PF-12XGE-SFPP
Fan Tray 0				FANTRAY-T-S
Fan Tray 1				FANTRAY-T4000-S
Fan Tray 2				FAN-REAR-TXP-LCC

show chassis hardware user@host> **show chassis hardware lcc 0**
lcc (TX Matrix Router) lcc0-re0:

```
-----
Hardware inventory:
Item                Version  Part number  Serial number  Description
Chassis              REV 03    710-005608   65751          T640
Midplane             REV 05    710-002901   RA1408         T640 Backplane
FPM GBUS             REV 09    710-002897   RA2784         T640 FPM Board
FPM Display          REV 06    710-002895   RA2825         FPM Display
CIP                  REV 11    740-002595   HT0684         T Series CIP
PEM 0                Rev 11    740-002595   PM18483        Power Entry Module
PEM 1                Rev 11    740-002595   qb13984        Power Entry Module
SCG 0                REV 11    710-003423   HT0022         T640 Sonet Clock Gen.
Routing Engine 0     REV 13    740-005022   210865700363  RE-3.0 (RE-600)
CB 0                 REV 03    710-007655   HW1195         Control Board (CB-T)
FPC 1                REV 05    710-007527   HM3245         FPC Type 2
  CPU                REV 14    710-001726   HM1084         FPC CPU
  PIC 0              REV 02    750-007218   AZ1112         2x OC-12 ATM2 IQ, SMIR
  PIC 1              REV 02    750-007745   HG3462         4x OC-3 SONET, SMIR
  PIC 2              REV 14    750-001901   BA5390         4x OC-12 SONET, SMIR
  PIC 3              REV 09    750-008155   HS3012         2x G/E IQ, 1000 BASE
    SFP 0            NON-JNPR   P1186TY        SFP-S
    SFP 1            REV 01    740-007326   P11WLTf        SFP-SX
  MMB 1              REV 02    710-005555   HL7514         MMB-288mbit
  PPB 0              REV 04    710-003758   HM4405         PPB Type 2
  PPB 1              REV 04    710-003758   AV1960         PPB Type 2
FPC 2                REV 08    710-010154   HZ3578         E-FPC Type 3
  CPU                REV 05    710-010169   HZ3219         FPC CPU-Enhanced
  PIC 0              REV 02    750-009567   HX2882         1x 10GE(LAN), XENPAK
    SFP 0            REV 01    740-009898   USC202U709     XENPAK-LR
  PIC 1              REV 03    750-003336   HJ9954         4x OC-48 SONET, SMSR
  PIC 2              REV 01    750-004535   HC0235         1x OC-192 SM SR1
  PIC 3              REV 07    750-007141   HX1699         10x 1GE(LAN), 1000 BASE

    SFP 0            REV 01    740-007326   2441042        SFP-SX
    SFP 1            REV 01    740-007326   2441027        SFP-SX
  MMB 0              REV 03    710-010171   HV2365         MMB-5M3-288mbit
  MMB 1              REV 03    710-010171   HZ3888         MMB-5M3-288mbit
SPMB 0              REV 09    710-003229   HW5245         T Series Switch CPU
SIB 3               REV 07    710-005781   HR5927         SIB-L8-F16
  B Board           REV 06    710-005782   HR5971         SIB-L8-F16 (B)
SIB 4               REV 07    710-005781   HR5903         SIB-L8-F16
  B Board           REV 06    710-005782   HZ5275         SIB-L8-F16 (B)
-----
```

show chassis hardware user@host> **show chassis hardware scc**
scc (TX Matrix Router) scc-re0:

```
-----
Hardware inventory:
Item                Version  Part number  Serial number  Description
Chassis              REV 04    710-004396   RB0014         TX Matrix
Midplane             REV 04    710-004617   HW9141         SCC Midplane
FPM GBUS             REV 04    710-004619   HS5950         SCC FPM Board
FPM Display          REV 01    710-010218   HV9151         SCC FPM
CIP 0                REV 01    710-010218   HV9152         SCC CIP
CIP 1                REV 01    710-010218   HV9152         SCC CIP
PEM 1                Rev 11    740-002595   QB13977        Power Entry Module
-----
```

Routing Engine 0	REV 05	740-008883	P11123900153	RE-4.0 (RE-1600)
CB 0	REV 01	710-011709	HR5964	Control Board (CB-TX)
SPMB 0	REV 09	710-003229	HW5293	T Series Switch CPU
SIB 3				
SIB 4	REV 01	710-005839	HW1177	SIB-S8-F16
B Board	REV 01	710-005840	HW1202	SIB-S8-F16 (B)

show chassis hardware
(T1600 Router)

```
user@host> show chassis hardware
Hardware inventory:
```

Item	Version	Part number	Serial number	Description
Chassis			B2703	T1600
Midplane	REV 03	710-005608	RC4137	T640 Backplane
FPM GBUS	REV 10	710-002901	DT7062	T640 FPM Board
FPM Display	REV 05	710-002897	DS3067	FPM Display
CIP	REV 06	710-002895	DT3386	T-series CIP
PEM 0	Rev 07	740-017906	UA26344	Power Entry Module 3x80
PEM 1	Rev 18	740-002595	UF38441	Power Entry Module
SCG 0	REV 15	710-003423	DV0941	T640 Sonet Clock Gen.
Routing Engine 0	REV 08	740-014082	9009014502	RE-A-2000
Routing Engine 1	REV 07	740-014082	9009009591	RE-A-2000
CB 0	REV 05	710-007655	JA9360	Control Board (CB-T)
CB 1	REV 03	710-017707	DT3251	Control Board (CB-T)
FPC 0	REV 07	710-013558	DR4253	E2-FPC Type 2
CPU	REV 05	710-013563	DS3902	FPC CPU-Enhanced
PIC 0	REV 01	750-010618	CB5446	4x G/E SFP, 1000 BASE
Xcvr 0	REV 01	740-011613	P9F11CW	SFP-SX
Xcvr 1	REV 01	740-011613	P9F15C2	SFP-SX
Xcvr 2	REV 01	740-011782	PB94K0L	SFP-SX
PIC 1	REV 06	750-001900	HB6399	1x OC-48 SONET, SMSR
PIC 2	REV 14	750-001901	AP1092	4x OC-12 SONET, SMIR
PIC 3	REV 07	750-001900	AR8275	1x OC-48 SONET, SMSR
MMB 1	REV 07	710-010171	DS1524	MMB-5M3-288mbit
FPC 1	REV 06	710-013553	DL9067	E2-FPC Type 1
CPU	REV 04	710-013563	DM1685	FPC CPU-Enhanced
PIC 0	REV 08	750-001072	AB1688	1x G/E, 1000 BASE-SX
PIC 1	REV 10	750-012266	JX5519	4x 1GE(LAN), IQ2
Xcvr 0	REV 01	740-011613	AM0812S8UK6	SFP-SX
Xcvr 2	REV 01	740-011613	AM0812S8UK1	SFP-SX
Xcvr 3	REV 01	740-011782	P8N1YHG	SFP-SX
PIC 2	REV 22	750-005634	DP0083	1x CHOC12 IQ SONET, SMIR
MMB 1	REV 07	710-008923	DN1862	MMB 3M 288-bit
FPC 2	REV 01	710-005548	HJ9899	FPC Type 3
CPU	REV 06	710-001726	HC0586	FPC CPU
PIC 0	REV 16	750-007141	NC9660	10x 1GE(LAN), 1000 BASE
Xcvr 0	REV 01	740-011613	AM0812S8XAR	SFP-SX
Xcvr 1	REV 01	740-011782	P920E7B	SFP-SX
Xcvr 2	REV 01	740-011613	AM0812S8XAU	SFP-SX
Xcvr 4	REV 01	740-011613	AM0812S8XAK	SFP-SX
Xcvr 5	REV 01	740-011613	AM0812S8XAA	SFP-SX
Xcvr 6	REV 01	740-011613	PAJ4NKY	SFP-SX
Xcvr 7	REV 01	740-011613	AM0812S8UJW	SFP-SX
Xcvr 8	REV 01	740-011782	PB81X89	SFP-SX
Xcvr 9	REV 01	740-011613	AM0812S8UJX	SFP-SX
PIC 1	REV 06	750-015217	DK3280	8x 1GE(TYPE3), IQ2
Xcvr 0	REV 01	740-011782	P8POA3T	SFP-SX
Xcvr 1	REV 01	740-013111	5090002	SFP-T
Xcvr 2	REV 01	740-011613	AM0814S93BQ	SFP-SX
Xcvr 4		NON-JNPR	PDEOFAN	SFP-SX
Xcvr 5	REV 01	740-011782	P8Q20XY	SFP-SX

Xcvr 6	REV 01	740-011613	AM0812S8UJV	SFP-SX
Xcvr 7	REV 01	740-011613	AM0812S8UP7	SFP-SX
PIC 2	REV 05	750-004695	HT4383	1x Tunnel
PIC 3	REV 17	750-009553	RL0204	4x OC-48 SONET
Xcvr 0	REV 01	740-011785	PDS3T23	SFP-SR
Xcvr 1	REV 01	740-011785	P6Q0F3E	SFP-SR
MMB 0	REV 03	710-004047	HD5843	MMB-288mbit
MMB 1	REV 03	710-004047	HE3208	MMB-288mbit
PPB 0	REV 02	710-002845	HA4524	PPB Type 3
PPB 1	REV 02	710-002845	HA4766	PPB Type 3
FPC 3	REV 01	710-010154	HR0863	E-FPC Type 3
CPU	REV 01	710-010169	HN3422	FPC CPU-Enhanced
PIC 0	REV 07	750-012793	WF5096	1x 10GE(LAN/WAN) IQ2
Xcvr 0		NON-JNPR	M64294TP	XFP-10G-LR
PIC 1	REV 25	750-007141	DV2127	10x 1GE(LAN), 1000 BASE
Xcvr 0	REV 01	740-011613	PFA6LTJ	SFP-SX
Xcvr 1	REV 01	740-011782	P9P0XV4	SFP-SX
Xcvr 2	REV 01	740-011782	P9M0TNX	SFP-SX
Xcvr 4	REV 01	740-011782	P9B0TTP	SFP-SX
Xcvr 5		NON-JNPR	PBS4LED	SFP-SX
PIC 2	REV 17	750-009553	RL0212	4x OC-48 SONET
Xcvr 0	REV 01	740-011785	PDS3T8G	SFP-SR
PIC 3	REV 32	750-003700	DL1279	1x OC-192 12xMM VSR
MMB 0	REV 01	710-010171	HR0821	MMB-288mbit
MMB 1	REV 01	710-010171	HR0818	MMB-288mbit
FPC 4	REV 16	710-013037	EB4919	FPC Type 4-ES
CPU	REV 09	710-016744	BBAA4382	ST-PMB2
PIC 0	REV 03	711-029996	EB1569	100GE
PIC 1	REV 05	711-029999	EB9983	100GE CFP
Xcvr 0	REV 0	740-032210	J10G80746	CFP-100G-LR4
BRIDGE 0	REV 02	711-029995	EB2235	100GE Bridge Board
MMB 0	REV 04	710-025563	BBAA7112	ST-MMB2
MMB 1	REV 04	710-025563	BBAA7149	ST-MMB2
FPC 5	REV 02	710-013037	DE3407	FPC Type 4-ES
CPU	REV 04	710-016744	DA2124	ST-PMB2
PIC 0	REV 16	750-012518	DF2554	4x OC-192 SONET XFP
Xcvr 0	REV 01	740-014279	AA0745N1FX8	XFP-OC192-SR
Xcvr 1	REV 01	740-014279	AA0748N1HN5	XFP-OC192-SR
Xcvr 2	REV 01	740-014279	AA0748N1HT6	XFP-OC192-SR
Xcvr 3	REV 01	740-014279	AA0744N1EC9	XFP-OC192-SR
PIC 1	REV 01	750-010850	JA0329	1x OC-768 SONET SR
MMB 0	REV 04	710-016036	DE9577	ST-MMB2
MMB 1	REV 04	710-016036	DK4060	ST-MMB2
FPC 6	REV 14	710-013037	DV1431	FPC Type 4-ES
CPU	REV 09	710-016744	DT9020	ST-PMB2
PIC 0	REV 11	750-017405	DM6261	4x 10GE (LAN/WAN) XFP
Xcvr 0	REV 01	740-014289	C701XU05Q	XFP-10G-SR
Xcvr 1	REV 01	740-014279	AA0748N1HPT	XFP-10G-LR
Xcvr 2	REV 01	740-014289	T08E19189	XFP-10G-SR
Xcvr 3	REV 01	740-014289	C715XU058	XFP-10G-SR
PIC 1	REV 13	750-017405	DP8772	4x 10GE (LAN/WAN) XFP
Xcvr 0	REV 02	740-011571	C850XJ037	XFP-10G-SR
Xcvr 1	REV 02	740-014289	C839XU0L9	XFP-10G-SR
Xcvr 2	REV 02	740-014289	C834XU05A	XFP-10G-SR
Xcvr 3	REV 02	740-014289	C810XU0CE	XFP-10G-SR
MMB 0	REV 01	710-025563	DT8454	ST-MMB2
MMB 1	REV 01	710-025563	DT8366	ST-MMB2
FPC 7	REV 09	710-007529	HZ7624	FPC Type 3
CPU	REV 15	710-001726	HZ1413	FPC CPU
PIC 0	REV 10	750-012793	DM5627	1x 10GE(LAN/WAN) IQ2

Xcvr 0	REV 02	740-011571	C831XJ062	XFP-10G-SR
PIC 1	REV 01	750-015217	JT6762	8x 1GE(TYPE3), IQ2
Xcvr 0	REV 01	740-011782	P8Q25JU	SFP-SX
Xcvr 1	REV 01	740-011782	P9B0U0K	SFP-SX
PIC 2	REV 01	750-015217	JS4268	8x 1GE(TYPE3), IQ2
Xcvr 0	REV 01	740-011613	AM0812S8XBZ	SFP-SX
Xcvr 1	REV 01	740-011613	AM0812S8XAP	SFP-SX
Xcvr 2	REV 01	740-011613	AM0812S8XBY	SFP-SX
Xcvr 3	REV 01	740-011613	AM0812S8XBX	SFP-SX
Xcvr 4	REV 01	740-011613	P9F1652	SFP-SX
Xcvr 5	REV 01	740-011782	P8Q21YC	SFP-SX
Xcvr 6	REV 01	740-011782	P8Q27HQ	SFP-SX
Xcvr 7	REV 01	740-011613	P8E2SSU	SFP-SX
PIC 3	REV 15	750-009450	NB6790	1x OC-192 SM SR2
MMB 0	REV 03	710-005555	HZ3450	MMB-288mbit
MMB 1	REV 03	710-005555	HZ3415	MMB-288mbit
PPB 0	REV 04	710-002845	HP0887	PPB Type 3
PPB 1	REV 04	710-002845	HW5255	PPB Type 3
SPMB 0	REV 10	710-003229	HX3699	T-series Switch CPU
SPMB 1	REV 12	710-003229	DT3091	T-series Switch CPU
SIB 0	REV 07	710-013074	DS4747	SIB-I8-SF
SIB 1	REV 07	710-013074	DS4942	SIB-I8-SF
SIB 2	REV 07	710-013074	DS4965	SIB-I8-SF
SIB 3	REV 07	710-013074	DS4990	SIB-I8-SF
SIB 4	REV 07	710-013074	DS4944	SIB-I8-SF
Fan Tray 0				Front Top Fan Tray
Fan Tray 1				Front Bottom Fan Tray
Fan Tray 2				Rear Fan Tray -- Rev 2

show chassis hardware user@host> show chassis hardware
 (TX Matrix Plus sfc0-re0:
 Router)

Hardware inventory:				
Item	Version	Part number	Serial number	Description
Chassis			JN113186EAHB	TXP
Midplane	REV 05	710-022574	TS3822	SFC Midplane
FPM Display	REV 03	710-024027	DW4701	TXP FPM Display
CIP 0	REV 05	710-023792	DW7998	TXP CIP
CIP 1	REV 05	710-023792	DW7999	TXP CIP
PEM 0	Rev 04	740-027463	UM26367	Power Entry Module
PEM 1	Rev 04	740-027463	UM26346	Power Entry Module
Routing Engine 0	REV 06	740-026942	737A-1081	RE-DUO-2600
Routing Engine 1	REV 06	740-026942	737A-1043	RE-DUO-2600
CB 0	REV 05	710-022606	DW4435	SFC Control Board
CB 1	REV 09	710-022606	DW6100	SFC Control Board
SPMB 0		BUILTIN		SFC Switch CPU
SPMB 1		BUILTIN		SFC Switch CPU
SIB F13 0	REV 04	750-024564	DW5764	F13 SIB
B Board	REV 03	710-023431	DW9053	F13 SIB Mezz
SIB F13 3	REV 04	750-024564	DW5785	F13 SIB
B Board	REV 03	710-023431	DW9030	F13 SIB Mezz
SIB F13 6				
SIB F13 8	REV 04	750-024564	DW5752	F13 SIB
B Board	REV 03	710-023431	DW9051	F13 SIB Mezz
SIB F13 11	REV 04	750-024564	DW5782	F13 SIB
B Board	REV 03	710-023431	DW9058	F13 SIB Mezz
SIB F13 12	REV 03	750-024564	DT9466	F13 SIB
B Board	REV 02	710-023431	DT6556	F13 SIB Mezz
SIB F2S 0/0	REV 05	710-022603	DW7898	F2S SIB
B Board	REV 05	710-023787	DW7625	F2S SIB Mezz
SIB F2S 0/2	REV 05	710-022603	DW7811	F2S SIB

B Board	REV 05	710-023787	DW7550	F2S SIB Mezz
SIB F2S 0/4	REV 04	710-022603	DW4873	F2S SIB
B Board	REV 05	710-023787	DW8509	F2S SIB Mezz
SIB F2S 0/6	REV 04	710-022603	DW4867	F2S SIB
B Board	REV 05	710-023787	DW8472	F2S SIB Mezz
SIB F2S 1/0	REV 04	710-022603	DW4871	F2S SIB
B Board	REV 05	710-023787	DW8497	F2S SIB Mezz
SIB F2S 1/2	REV 05	710-022603	DW7868	F2S SIB
B Board	REV 05	710-023787	DW7551	F2S SIB Mezz
SIB F2S 1/4	REV 04	710-022603	DW4854	F2S SIB
B Board	REV 05	710-023787	DW8496	F2S SIB Mezz
SIB F2S 1/6	REV 05	710-022603	DW7889	F2S SIB
B Board	REV 05	710-023787	DW7496	F2S SIB Mezz
SIB F2S 2/0	REV 04	710-022603	DW4852	F2S SIB
B Board	REV 05	710-023787	DW8498	F2S SIB Mezz
SIB F2S 2/2	REV 04	710-022603	DW4845	F2S SIB
B Board	REV 05	710-023787	DW8457	F2S SIB Mezz
SIB F2S 2/4	REV 05	710-022603	DW7802	F2S SIB
B Board	REV 05	710-023787	DW7562	F2S SIB Mezz
SIB F2S 2/6	REV 04	710-022603	DW4822	F2S SIB
B Board	REV 05	710-023787	DW8467	F2S SIB Mezz
SIB F2S 3/0	REV 05	710-022603	DW7815	F2S SIB
B Board	REV 05	710-023787	DW7518	F2S SIB Mezz
SIB F2S 3/2	REV 03	710-022603	DV0068	F2S SIB
B Board	REV 03	710-023787	DT9974	F2S SIB Mezz
SIB F2S 3/4	REV 05	710-022603	DW7874	F2S SIB
B Board	REV 05	710-023787	DW7601	F2S SIB Mezz
SIB F2S 3/6	REV 03	710-022603	DV0033	F2S SIB
B Board	REV 03	710-023787	DT9969	F2S SIB Mezz
SIB F2S 4/0	REV 03	710-022603	DV0043	F2S SIB
B Board	REV 03	710-023787	DT9948	F2S SIB Mezz
SIB F2S 4/2	REV 05	710-022603	DW5446	F2S SIB
B Board	REV 05	710-023787	DW7611	F2S SIB Mezz
SIB F2S 4/4	REV 04	710-022603	DW4826	F2S SIB
B Board	REV 05	710-023787	DW8458	F2S SIB Mezz
SIB F2S 4/6	REV 03	710-022603	DV0026	F2S SIB
B Board	REV 03	710-023787	DT9963	F2S SIB Mezz
Fan Tray 0	REV 02	760-024497	DR8290	Front Fan Tray
Fan Tray 1	REV 02	760-024497	DR8293	Front Fan Tray
Fan Tray 2	REV 05	760-024502	DR8280	Rear Fan Tray
Fan Tray 3				
Fan Tray 4	REV 05	760-024502	DR8276	Rear Fan Tray
Fan Tray 5	REV 02	760-024502	DP5643	Rear Fan Tray

lcc0-re0:

Hardware inventory:

Item	Version	Part number	Serial number	Description
Chassis			JN11036F8AHA	T1600
Midplane	REV 03	710-017247	RC3799	T-series Backplane
FPM GBUS	REV 10	710-002901	DP7009	T640 FPM Board
FPM Display	REV 01	710-021387	DN7026	T1600 FPM Display
CIP	REV 06	710-002895	DP6024	T-series CIP
PEM 1	Rev 02	740-023211	WA50019	Power Entry Module 4x60A
SCG 0	REV 15	710-003423	DR6757	T640 Sonet Clock Gen.
SCG 1	REV 15	710-003423	DS2225	T640 Sonet Clock Gen.
Routing Engine 0	REV 01	740-026941	737F-1040	RE-DUO-1800
Routing Engine 1	REV 01	740-026941	737F-1016	RE-DUO-1800
CB 0	REV 06	710-022597	DX4011	LCC Control Board
CB 1	REV 06	710-022597	DX4017	LCC Control Board
FPC 1	REV 07	710-013035	DN5847	FPC Type 3-ES

CPU	REV 08	710-016744	DP2570	ST-PMB2
PIC 0	REV 05	750-015217	DB0418	8x 1GE(TYPE3), IQ2
Xcvr 0	REV 01	740-011782	P8Q27ZG	SFP-SX
Xcvr 1		NON-JNPR	PDA1U0D	SFP-SX
Xcvr 2	REV 01	740-011613	P9F1ALW	SFP-SX
Xcvr 3	REV 01	740-011782	PBA403V	SFP-SX
Xcvr 4		NON-JNPR	PDE09DP	SFP-SX
Xcvr 5	REV 01	740-011782	PCH2P4K	SFP-SX
Xcvr 6	REV 01	740-011782	PB94K0F	SFP-SX
Xcvr 7	REV 01	740-011782	PBA2R2A	SFP-SX
PIC 1	REV 03	750-004424	HJ4020	1x 10GE(LAN), DWDM
PIC 2	REV 01	750-003336	HG6073	4x OC-48 SONET, SMSR
MMB 0	REV 04	710-016036	DP3401	ST-MMB2
FPC 3	REV 12	710-013037	DR1169	FPC Type 4-ES
CPU	REV 08	710-016744	DP9429	ST-PMB2
PIC 0	REV 02	750-010850	JA0332	1x OC-768 SONET SR
MMB 0	REV 04	710-016036	DR0628	ST-MMB2
MMB 1	REV 04	710-016036	DR0592	ST-MMB2
FPC 4	REV 05	710-021534	DR7350	FPC Type 1-ES
CPU	REV 08	710-016744	DP8096	ST-PMB2
PIC 0	REV 04	750-014627	DP9171	4x OC-3 1x OC-12 SFP
Xcvr 0	REV 02	740-011615	PDE2RVR	SFP-SR
PIC 1	REV 22	750-005634	DS5815	1x CHOC12 IQ SONET, SMIR
PIC 2	REV 09	750-002911	CF4539	4x F/E, 100 BASE-TX
PIC 3	REV 08	750-021652	DR2827	1x CHOC12 IQE SONET
Xcvr 0		NON-JNPR	8	UNKNOWN
MMB 0	REV 04	710-016036	DR0809	ST-MMB2
FPC 5	REV 07	710-007529	HS5608	FPC Type 3
CPU	REV 15	710-001726	HX4351	FPC CPU
PIC 0	REV 14	750-009567	WJ8961	1x 10GE(LAN), XENPAK
Xcvr 0	REV 01	740-013170	J05K05961	XENPAK-LR
PIC 1	REV 16	750-007141	JJ8146	10x 1GE(LAN), 1000 BASE
Xcvr 1	REV 01	740-011613	P9F117T	SFP-SX
Xcvr 2	REV 01	740-011782	PBA2VCL	SFP-SX
Xcvr 3	REV 01	740-011782	PB83DRB	SFP-SX
Xcvr 4	REV 01	740-011613	AM0812S8UP8	SFP-SX
PIC 2	REV 12	750-009567	WF3566	1x 10GE(LAN), XENPAK
Xcvr 0	REV 02	740-013170	T07C94489	XENPAK-LR
MMB 0	REV 03	710-005555	HZ1907	MMB-288mbit
MMB 1	REV 03	710-005555	HW5283	MMB-288mbit
PPB 0	REV 04	710-002845	HZ7717	PPB Type 3
PPB 1	REV 04	710-002845	HS0110	PPB Type 3
FPC 6	REV 07	710-013035	DP7486	FPC Type 3-ES
CPU	REV 08	710-016744	DP2545	ST-PMB2
PIC 0	REV 09	750-009567	NE6323	1x 10GE(LAN), XENPAK
Xcvr 0	REV 02	740-013170	T09C71959	XENPAK-LR
PIC 1	REV 06	750-015217	DN4775	8x 1GE(TYPE3), IQ2
Xcvr 0	REV 01	740-011782	P7E0T6M	SFP-SX
Xcvr 1	REV 01	740-011613	AM0812S8XAY	SFP-SX
Xcvr 2	REV 01	740-011782	P7E0T6J	SFP-SX
Xcvr 3	REV 01	740-011782	PCH2P7D	SFP-SX
Xcvr 4	REV 01	740-011782	P9B0QYT	SFP-SX
Xcvr 5	REV 01	740-011613	AM0812S8WQJ	SFP-SX
Xcvr 6	REV 02	740-013111	9301220	SFP-T
Xcvr 7	REV 01	740-011782	P9B0TZ5	SFP-SX
PIC 2	REV 06	750-015217	DM6747	8x 1GE(TYPE3), IQ2
Xcvr 0	REV 01	740-011613	PAP0ZB2	SFP-SX
Xcvr 1	REV 01	740-013111	70191002	SFP-T
Xcvr 6	REV 01	740-011782	PBA29H8	SFP-SX

Xcvr 7	REV 01	740-011613	AM0812S8WQG	SFP-SX
MMB 0	REV 04	710-016036	DP3238	ST-MMB2
FPC 7	REV 03	710-021540	DV3154	FPC Type 2-ES
CPU	REV 09	710-016744	DT9053	ST-PMB2
PIC 0	REV 13	750-001901	HB4225	4x OC-12 SONET, SMIR
PIC 1	REV 05	750-001900	AD3644	1x OC-48 SONET, SMSR
PIC 2	REV 10	750-008155	HV0335	2x G/E IQ, 1000 BASE
Xcvr 0	REV 01	740-011782	PCH2UKF	SFP-SX
Xcvr 1	REV 01	740-011782	PCH2V19	SFP-SX
PIC 3	REV 03	750-014638	JS9493	1x OC-48-12-3 SFP
Xcvr 0	REV 01	740-011785	P6Q0ENK	SFP-SR
MMB 0	REV 05	710-016036	DP3323	ST-MMB2
SPMB 0	REV 04	710-023321	DX3004	LCC Switch CPU
SPMB 1	REV 04	710-023321	DX3009	LCC Switch CPU
SIB 0	REV 07	710-022594	DW4195	LCC SIB
B Board	REV 07	710-023185	DW3930	LCC SIB Mezz
SIB 1	REV 07	710-022594	DW4179	LCC SIB
B Board	REV 07	710-023185	DW3919	LCC SIB Mezz
SIB 2				
SIB 3	REV 06	710-022594	DT8251	LCC SIB
B Board	REV 06	710-023185	DT5792	LCC SIB Mezz
SIB 4	REV 08	710-022594	DW8014	LCC SIB
B Board	REV 07	710-023185	DW3917	LCC SIB Mezz
Fan Tray 0				Front Top Fan Tray
Fan Tray 1				Front Bottom Fan Tray
Fan Tray 2				Rear Fan Tray -- Rev 3

```
lcc1-re0:
```

```
-----
Hardware inventory:
```

Item	Version	Part number	Serial number	Description
Chassis			JN1102270AHA	T1600
Midplane	REV 04	710-017247	RC5358	T-series Backplane
FPM GBUS	REV 10	710-002901	DS3443	T640 FPM Board
FPM Display	REV 01	710-021387	DS6411	T1600 FPM Display
CIP	REV 06	710-002895	DS4235	T-series CIP
PEM 0	Rev 02	740-023211	VM82438	Power Entry Module 4x60A
SCG 0	REV 15	710-003423	DS6649	T640 Sonet Clock Gen.
SCG 1	REV 15	710-003423	DR6775	T640 Sonet Clock Gen.
Routing Engine 0	REV 01	740-026941	737F-1083	RE-DUO-1800
Routing Engine 1	REV 01	740-026941	737F-1104	RE-DUO-1800
CB 0	REV 06	710-022597	DW8542	LCC Control Board
CB 1	REV 06	710-022597	DW8530	LCC Control Board
FPC 0	REV 02	710-010845	JE2392	FPC Type 4
CPU	REV 02	710-011481	JF6820	FPC CPU-Enhanced
PIC 0	REV 11	750-017405	DP7259	4x 10GE (LAN/WAN) XFP
Xcvr 0	REV 01	740-014279	AA0741N1C8T	XFP-10G-LR
Xcvr 1	REV 01	740-014279	AA0746N1GAM	XFP-10G-LR
Xcvr 2	REV 01	740-014279	AA0747N1H0B	XFP-10G-LR
Xcvr 3	REV 01	740-014279	AA0748N1HZ5	XFP-10G-LR
MMB 0	REV 03	710-010842	HY7601	ST-MMB
FPC 1	REV 16	710-013037	BBAA7398	FPC Type 4-ES
CPU	REV 09	710-016744	BBAA2329	ST-PMB2
PIC 0	REV 03	711-029996	EB1575	100GE
PIC 1	REV 06	750-034781	EB9980	100GE CFP
MMB 0	REV 04	710-025563	BBAA5325	ST-MMB2
MMB 1	REV 04	710-025563	BBAA5444	ST-MMB2
FPC 2	REV 16	710-013037	BBAA7185	FPC Type 4-ES
CPU	REV 09	710-016744	BBAA3522	ST-PMB2
PIC 0	REV 03	711-029996	EB1557	100GE
PIC 1	REV 05	750-034781	EB4660	100GE CFP

Xcvr 0	REV 0	740-032210	J10F73666	CFP-100G-LR4
BRIDGE 0	REV 02	711-029995	EB2237	100GE Bridge Board
MMB 0	REV 04	710-025563	BBAA5347	ST-MMB2
MMB 1	REV 04	710-025563	BBAA5401	ST-MMB2
FPC 3	REV 10	710-021534	DZ0941	FPC Type 1-ES
CPU	REV 09	710-016744	DY6364	ST-PMB2
PIC 0	REV 13	750-012266	DK9192	4x 1GE(LAN), IQ2
Xcvr 0	REV 01	740-011613	AM0812S8WVD	SFP-SX
Xcvr 1		NON-JNPR	PDD63Q4	SFP-SX
Xcvr 2		NON-JNPR	PDE4G54	SFP-SX
Xcvr 3		NON-JNPR	PD40MAG	SFP-SX
PIC 1	REV 01	750-007641	HJ2003	1x G/E IQ, 1000 BASE
Xcvr 0	REV 01	740-011613	AM0812S8WVG	SFP-SX
PIC 3	REV 17	750-007444	JB6873	1x CHSTM1 IQ SDH, SMIR
MMB 0	REV 04	710-025563	DZ0281	ST-MMB2
FPC 4	REV 06	710-013035	DK0614	FPC Type 3-ES
CPU	REV 07	710-016744	DK1616	ST-PMB2
PIC 0	REV 22	750-007141	DM1870	10x 1GE(LAN), 1000 BASE
Xcvr 0	REV 01	740-011782	PCL3UKW	SFP-SX
Xcvr 1	REV 01	740-011782	P7E0T73	SFP-SX
Xcvr 2	REV 01	740-007326	P4TOWLR	SFP-SX
Xcvr 3	REV 01	740-011782	PAR1LRL	SFP-SX
Xcvr 4	REV 01	740-011782	P9MOU3Z	SFP-SX
Xcvr 5	REV 01	740-011782	P9MOU0C	SFP-SX
Xcvr 6	REV 01	740-011782	P9M0TLG	SFP-SX
Xcvr 7	REV 01	740-011782	P9MOU0F	SFP-SX
Xcvr 8	REV 01	740-011613	PFA6LAP	SFP-SX
Xcvr 9	REV 01	740-011782	PCH2POU	SFP-SX
PIC 1	REV 16	750-009450	CV2565	1x OC-192 SM SR2
PIC 2	REV 05	750-004424	HH3057	1x 10GE(LAN),10GBASE-LR
PIC 3	REV 12	750-013423	DP0403	MultiServices 500
MMB 0	REV 04	710-016036	DK1988	ST-MMB2
FPC 5	REV 07	710-013560	DR0004	E2-FPC Type 3
CPU	REV 05	710-013563	DR0089	FPC CPU-Enhanced
PIC 0	REV 11	750-012793	DR6107	1x 10GE(LAN/WAN) IQ2
Xcvr 0	REV 01	740-014289	C743XU074	XFP-10G-SR
PIC 1	REV 01	750-004695	HD5980	1x Tunnel
PIC 2	REV 32	750-003700	DL3770	1x OC-192 12xMM VSR
PIC 3	REV 12	750-009553	WB8901	4x OC-48 SONET
Xcvr 0	REV 01	740-011785	P9D1GTQ	SFP-SR
Xcvr 1	REV 01	740-011785	PDSOMMB	SFP-SR
Xcvr 3	REV 01	740-011785	PDE1KXP	SFP-SR
MMB 0	REV 07	710-010171	DP7374	MMB-5M3-288mbit
MMB 1	REV 07	710-010171	DP7404	MMB-5M3-288mbit
FPC 6	REV 07	710-013035	DM0994	FPC Type 3-ES
CPU	REV 07	710-016744	DM3651	ST-PMB2
PIC 0	REV 07	750-015217	DN4743	8x 1GE(TYPE3), IQ2
Xcvr 3	REV 01	740-011613	AM0812S8XB0	SFP-SX
Xcvr 4	REV 01	740-011782	PB829RB	SFP-SX
Xcvr 5	REV 01	740-011782	P8J1SYX	SFP-SX
PIC 1	REV 03	750-003336	HJ9954	4x OC-48 SONET, SMSR
PIC 3	REV 02	750-012793	JM7665	1x 10GE(LAN/WAN) IQ2
MMB 0	REV 04	710-016036	DN6913	ST-MMB2
FPC 7	REV 08	710-010845	JM3958	FPC Type 4
CPU	REV 04	710-011481	JK3669	FPC CPU-Enhanced
PIC 0	REV 11	750-017405	DP8837	4x 10GE (LAN/WAN) XFP
Xcvr 1	REV 01	740-014279	753019A00277	XFP-10G-LR
Xcvr 2	REV 02	740-011571	C850XJ00P	XFP-10G-SR
Xcvr 3	REV 01	740-014279	AA0813N1RTG	XFP-10G-LR

MMB 0	REV 04	710-010842	JN1971	ST-MMB
SPMB 0	REV 04	710-023321	DW3629	LCC Switch CPU
SPMB 1	REV 04	710-023321	DW3621	LCC Switch CPU
SIB 0	REV 07	710-022594	DW4200	LCC SIB
B Board	REV 07	710-023185	DW3932	LCC SIB Mezz
SIB 1	REV 07	710-022594	DW4193	LCC SIB
B Board	REV 07	710-023185	DW3904	LCC SIB Mezz
SIB 2				
SIB 3	REV 07	710-022594	DW4210	LCC SIB
B Board	REV 06	710-023185	DT5780	LCC SIB Mezz
SIB 4	REV 08	710-022594	DW8019	LCC SIB
B Board	REV 06	710-023185	DT5795	LCC SIB Mezz
Fan Tray 0				Front Top Fan Tray
Fan Tray 1				Front Bottom Fan Tray
Fan Tray 2				Rear Fan Tray -- Rev 3

```
show chassis hardware user@host> show chassis hardware sfc 0
sfc0-re0:
```

Router)

```
-----
Hardware inventory:
Item                Version  Part number  Serial number  Description
Chassis              REV 05    710-022574   JN112F007AHB   TXP
Midplane             REV 03    710-024027   DX0282         SFC Midplane
FPM Display          REV 04    710-023792   DW4889         TXP FPM Display
CIP 0                REV 04    710-023792   DW4887         TXP CIP
CIP 1                REV 07    740-027463   UM26368        Power Entry Module
PEM 0                REV 01    740-026942   737A-1064      SFC RE
Routing Engine 0     REV 01    740-026942   737A-1082      SFC RE
Routing Engine 1     REV 09    710-022606   DW6099         SFC Control Board
CB 0                 REV 09    710-022606   DW6096         SFC Control Board
CB 1                 REV 09    710-022606   DW6096         SFC Control Board
SPMB 0               BUILTIN
SPMB 1               BUILTIN
SIB F13 0            REV 04    710-022600   DX0841         F13 SIB
B Board              REV 03    710-023431   DX0966         F13 SIB Mezz
SIB F13 1            REV 04    750-024564   DW5776         F13 SIB
B Board              REV 03    710-023431   DW9028         F13 SIB
SIB F13 3            REV 04    750-024564   DW5762         F13 SIB
B Board              REV 03    710-023431   DW9059         F13 SIB
SIB F13 4            REV 04    750-024564   DW5797         F13 SIB
B Board              REV 03    710-023431   DW9041         F13 SIB
SIB F13 6            REV 04    750-024564   DW5770         F13 SIB
B Board              REV 03    710-023431   DW9079         F13 SIB Mezz
SIB F13 7            REV 04    750-024564   DW5758         F13 SIB
B Board              REV 03    710-023431   DW9047         F13 SIB
SIB F13 8            REV 04    750-024564   DW5761         F13 SIB
B Board              REV 03    710-023431   DW9043         F13 SIB Mezz
SIB F13 9            REV 04    750-024564   DW5754         F13 SIB
B Board              REV 03    710-023431   DW9078         F13 SIB Mezz
SIB F13 11           REV 04    710-022600   DX0826         F13 SIB
B Board              REV 03    710-023431   DX0967         F13 SIB Mezz
SIB F13 12           REV 04    750-024564   DW5794         F13 SIB
B Board              REV 03    710-023431   DW9044         F13 SIB Mezz
SIB F2S 0/0          REV 05    710-022603   DW7897         F2S SIB
B Board              REV 05    710-023787   DW7657         NEO PMB
SIB F2S 0/2          REV 05    710-022603   DW7833         F2S SIB
B Board              REV 05    710-023787   DW7526         NEO PMB
SIB F2S 0/4          REV 05    710-022603   DW7875         F2S SIB
B Board              REV 05    710-023787   DW7588         NEO PMB
SIB F2S 0/6          REV 05    710-022603   DW7860         F2S SIB
B Board              REV 05    710-023787   DW7589         NEO PMB
```

SIB F2S 1/0	REV 04	710-022603	DW4820	F2S SIB
B Board	REV 05	710-023787	DW8510	NEO PMB
SIB F2S 1/2	REV 05	710-022603	DW7849	F2S SIB
B Board	REV 05	710-023787	DW7525	NEO PMB
SIB F2S 1/4	REV 05	710-022603	DW7927	F2S SIB
B Board	REV 05	710-023787	DW7556	F2S SIB Mezz
SIB F2S 1/6	REV 05	710-022603	DW7866	F2S SIB
B Board	REV 05	710-023787	DW7651	NEO PMB
SIB F2S 2/0	REV 05	710-022603	DW7880	F2S SIB
B Board	REV 05	710-023787	DW7523	NEO PMB
SIB F2S 2/2	REV 05	710-022603	DW7895	F2S SIB
B Board	REV 05	710-023787	DW7591	NEO PMB
SIB F2S 2/4	REV 05	710-022603	DW7907	F2S SIB
B Board	REV 05	710-023787	DW7590	NEO PMB
SIB F2S 2/6	REV 05	710-022603	DW7785	F2S SIB
B Board	REV 05	710-023787	DW7524	NEO PMB
SIB F2S 3/0	REV 05	710-022603	DW7782	F2S SIB
B Board	REV 05	710-023787	DW7634	NEO PMB
SIB F2S 3/2	REV 05	710-022603	DW7793	F2S SIB
B Board	REV 05	710-023787	DW7548	NEO PMB
SIB F2S 3/4	REV 05	710-022603	DW7779	F2S SIB
B Board	REV 05	710-023787	DW7587	NEO PMB
SIB F2S 3/6	REV 05	710-022603	DW7930	F2S SIB
B Board	REV 05	710-023787	DW7505	NEO PMB
SIB F2S 4/0	REV 05	710-022603	DW7867	F2S SIB
B Board	REV 05	710-023787	DW7656	NEO PMB
SIB F2S 4/2	REV 05	710-022603	DW7917	F2S SIB
B Board	REV 05	710-023787	DW7640	NEO PMB
SIB F2S 4/4	REV 05	710-022603	DW7929	F2S SIB
B Board	REV 05	710-023787	DW7643	NEO PMB
SIB F2S 4/6	REV 05	710-022603	DW7870	F2S SIB
B Board	REV 05	710-023787	DW7635	NEO PMB
Fan Tray 0	REV 06	760-024497	DV7831	Front Fan Tray
Fan Tray 1	REV 06	760-024497	DV9614	Front Fan Tray
Fan Tray 2	REV 06	760-024502	DV9618	Rear Fan Tray
Fan Tray 3	REV 06	760-024502	DV9616	Rear Fan Tray
Fan Tray 4	REV 06	760-024502	DV7807	Rear Fan Tray
Fan Tray 5	REV 06	760-024502	DV7828	Rear Fan Tray

**show chassis hardware
extensive (TX Matrix
Plus Router)**

user@host> show chassis hardware extensive
sfc0-re0:

```

-----
Hardware inventory:
Item          Version  Part number  Serial number  Description
Chassis              JN112F007AHB  TXP
Jedec Code:  0x7fb0      EEPROM Version:  0x02
                  S/N:      JN112F007AHB
Assembly ID:  0x052c      Assembly Version:  00.00
Date:         00-00-0000  Assembly Flags:   0x00
ID: TXP
Board Information Record:
Address 0x00: 00 00 00 00 00 00 00 00 00 00 00 00 00 00 00 00
I2C Hex Data:
Address 0x00: 7f b0 02 ff 05 2c 00 00 00 00 00 00 00 00 00 00
Address 0x10: 00 00 00 00 00 00 00 00 00 00 00 00 00 00 00 00
Address 0x20: 4a 4e 31 31 32 46 30 30 37 41 48 42 00 00 00 00
Address 0x30: 00 00 00 00 00 00 00 00 00 00 00 00 00 00 00 00
Address 0x40: 00 00 00 00 00 00 00 00 00 00 00 00 00 00 00 00
Address 0x50: 00 00 00 00 00 00 00 00 00 00 00 00 00 00 00 00
Address 0x60: 00 00 00 00 00 00 00 00 00 00 00 00 00 00 00 00
Address 0x70: 00 00 00 00 00 00 00 00 00 00 00 00 00 00 00 00

```

```

Midplane          REV 05   710-022574   TS4027          SFC Midplane
Jedec Code:      0x7fb0          EEPROM Version: 0x01
P/N:             710-022574      S/N:           S/N TS4027
Assembly ID:     0x0962          Assembly Version: 01.05
Date:           03-23-2009      Assembly Flags: 0x00
Version:         REV 05
ID: SFC Midplane
Board Information Record:
Address 0x00: ad 01 ff ff 00 1d b5 14 00 00 ff ff ff ff ff ff
I2C Hex Data:
Address 0x00: 7f b0 01 ff 09 62 01 05 52 45 56 20 30 35 00 00
Address 0x10: 00 00 00 00 37 31 30 2d 30 32 32 35 37 34 00 00
Address 0x20: 53 2f 4e 20 54 53 34 30 32 37 00 00 00 17 03 07
Address 0x30: d9 ff ff ff ad 01 ff ff 00 1d b5 14 00 00 ff ff
Address 0x40: ff ff ff ff 00 ff ff ff ff ff ff ff ff ff ff ff
Address 0x50: ff ff ff ff ff ff ff ff ff ff ff ff ff ff ff ff
Address 0x60: ff ff ff ff ff ff ff ff ff ff ff ff ff ff ff ff
Address 0x70: ff ff ff ff ff ff ff ff ff ff ff ff ff ff ff ff
FPM Display       REV 03   710-024027   DX0282          TXP FPM Display
Jedec Code:      0x7fb0          EEPROM Version: 0x01
P/N:             710-024027      S/N:           S/N DX0282
Assembly ID:     0x096c          Assembly Version: 01.03
Date:           02-10-2009      Assembly Flags: 0x00
Version:         REV 03
ID: TXP FPM Display          FRU Model Number: CRAFT-TXP
Board Information Record:
Address 0x00: ff ff ff ff ff ff ff ff ff ff ff ff ff ff ff ff
I2C Hex Data:
Address 0x00: 7f b0 01 ff 09 6c 01 03 52 45 56 20 30 33 00 00
Address 0x10: 00 00 00 00 37 31 30 2d 30 32 34 30 32 37 00 00
Address 0x20: 53 2f 4e 20 44 58 30 32 38 32 00 00 00 0a 02 07
Address 0x30: d9 ff ff ff ff ff ff ff ff ff ff ff ff ff ff ff
Address 0x40: ff ff ff ff 01 00 00 00 00 00 00 00 00 00 00 43
Address 0x50: 52 41 46 54 2d 54 58 50 00 00 00 00 00 00 00 00
Address 0x60: 00 00 00 00 00 00 ff ff ff ff ff ff ff ff ff ff
Address 0x70: ff ff ff ff ff ff ff ff ff ff ff ff ff ff ff ff
CIP 0             REV 04   710-023792   DW4889          TXP CIP
Jedec Code:      0x7fb0          EEPROM Version: 0x01
P/N:             710-023792      S/N:           S/N DW4889
Assembly ID:     0x0969          Assembly Version: 01.04
Date:           01-26-2009      Assembly Flags: 0x00
Version:         REV 04
ID: TXP CIP          FRU Model Number: CIP-TXP
Board Information Record:
Address 0x00: ff ff ff ff ff ff ff ff ff ff ff ff ff ff ff ff

```

**show chassis hardware
clei-models (TX Matrix
Plus Router)**

```

user@host> show chassis hardware clei-models
sfc0-re0:

```

```

-----
Hardware inventory:
Item          Version  Part number  CLEI code          FRU model number
Midplane      REV 05   710-022574          CHAS-BP-TXP-S
FPM Display   REV 03   710-024027          CRAFT-TXP-S
CIP 0         REV 05   710-023792          CIP-TXP-S
CIP 1         REV 05   710-023792          CIP-TXP-S
PEM 0         Rev 04   740-027463          PWR-TXP-7-60-DC
PEM 1         Rev 04   740-027463          PWR-TXP-7-60-DC
Routing Engine 0 REV 06   740-026942          RE-DUO-C2600-16G-S
Routing Engine 1 REV 06   740-026942          RE-DUO-C2600-16G-S
CB 0          REV 05   710-022606          CB-TXP-S
CB 1          REV 09   710-022606          CB-TXP-S

```

SIB F13 0	REV 04	750-024564	SIB-TXP-F13
SIB F13 3	REV 04	750-024564	SIB-TXP-F13
SIB F13 8	REV 04	750-024564	SIB-TXP-F13
SIB F13 11	REV 04	750-024564	SIB-TXP-F13
SIB F13 12	REV 03	750-024564	SIB-TXP-F13
SIB F2S 0/0	REV 05	710-022603	SIB-TXP-F2S-S
SIB F2S 0/2	REV 05	710-022603	SIB-TXP-F2S-S
SIB F2S 0/4	REV 04	710-022603	SIB-TXP-F2S-S
SIB F2S 0/6	REV 04	710-022603	SIB-TXP-F2S-S
SIB F2S 1/0	REV 04	710-022603	SIB-TXP-F2S-S
SIB F2S 1/2	REV 05	710-022603	SIB-TXP-F2S-S
SIB F2S 1/4	REV 04	710-022603	SIB-TXP-F2S-S
SIB F2S 1/6	REV 05	710-022603	SIB-TXP-F2S-S
SIB F2S 2/0	REV 04	710-022603	SIB-TXP-F2S-S
SIB F2S 2/2	REV 04	710-022603	SIB-TXP-F2S-S
SIB F2S 2/4	REV 05	710-022603	SIB-TXP-F2S-S
SIB F2S 2/6	REV 04	710-022603	SIB-TXP-F2S-S
SIB F2S 3/0	REV 05	710-022603	SIB-TXP-F2S-S
SIB F2S 3/2	REV 03	710-022603	SIB-TXP-F2S-S
SIB F2S 3/4	REV 05	710-022603	SIB-TXP-F2S-S
SIB F2S 3/6	REV 03	710-022603	SIB-TXP-F2S-S
SIB F2S 4/0	REV 03	710-022603	SIB-TXP-F2S-S
SIB F2S 4/2	REV 05	710-022603	SIB-TXP-F2S-S
SIB F2S 4/4	REV 04	710-022603	SIB-TXP-F2S-S
SIB F2S 4/6	REV 03	710-022603	SIB-TXP-F2S-S
Fan Tray 0	REV 02	760-024497	FANTRAY-TXP-H-S
Fan Tray 1	REV 02	760-024497	FANTRAY-TXP-H-S
Fan Tray 2	REV 05	760-024502	FANTRAY-TXP-V-S
Fan Tray 3			
Fan Tray 4	REV 05	760-024502	FANTRAY-TXP-V-S
Fan Tray 5	REV 02	760-024502	FANTRAY-TXP-V-S

lcc0-re0:

Hardware inventory:

Item	Version	Part number	CLEI code	FRU model number
Midplane	REV 03	710-017247		CHAS-BP-T1600-S
FPM Display	REV 01	710-021387		CRAFT-T1600-S
CIP	REV 06	710-002895		CIP-L-T640-S
PEM 1	Rev 02	740-023211	IPUPAC8KTA	PWR-T1600-4-60-DC-S
SCG 0	REV 15	710-003423		SCG-T-S
SCG 1	REV 15	710-003423		SCG-T-S
Routing Engine 0	REV 01	740-026941		RE-DUO-C1800-8G-S
Routing Engine 1	REV 01	740-026941		RE-DUO-C1800-8G-S
CB 0	REV 06	710-022597		CB-LCC-S
CB 1	REV 06	710-022597		CB-LCC-S
FPC 1	REV 07	710-013035		T640-FPC3-ES
PIC 0	REV 05	750-015217		PC-8GE-TYPE3-SFP-IQ2
PIC 1	REV 03	750-004424		PC-1XGE-LR
PIC 2	REV 01	750-003336		PC-40C48-SON-SMSR
FPC 3	REV 12	710-013037		T1600-FPC4-ES
PIC 0	REV 02	750-010850		PD-10C768-SON-SR
FPC 4	REV 05	710-021534		T640-FPC1-ES
PIC 0	REV 04	750-014627		PB-40C3-10C12-SON-SFP
PIC 1	REV 22	750-005634		PB-1CHOC12SMIR-QPP
PIC 2	REV 09	750-002911		PB-4FE-TX
PIC 3	REV 08	750-021652		PB-1CHOC12-STM4-IQE-SFP
FPC 5	REV 07	710-007529		T640-FPC3
PIC 0	REV 14	750-009567		PC-1XGE-XENPAK
PIC 1	REV 16	750-007141		PC-10GE-SFP
PIC 2	REV 12	750-009567		PC-1XGE-XENPAK

FPC 6	REV 07	710-013035	T640-FPC3-ES
PIC 0	REV 09	750-009567	PC-1XGE-XENPAK
PIC 1	REV 06	750-015217	PC-8GE-TYPE3-SFP-IQ2
PIC 2	REV 06	750-015217	PC-8GE-TYPE3-SFP-IQ2
FPC 7	REV 03	710-021540	T640-FPC2-ES
PIC 0	REV 13	750-001901	PB-40C12-SON-SMIR
PIC 1	REV 05	750-001900	PB-10C48-SON-SMSR
PIC 2	REV 10	750-008155	PB-2GE-SFP-QPP
PIC 3	REV 03	750-014638	PB-10C48-SON-B-SFP
SIB 0	REV 07	710-022594	SIB-TXP-T1600-S
SIB 1	REV 07	710-022594	SIB-TXP-T1600-S
SIB 3	REV 06	710-022594	SIB-TXP-T1600-S
SIB 4	REV 08	710-022594	SIB-TXP-T1600-S
Fan Tray 0			FANTRAY-T-S
Fan Tray 1			FANTRAY-T-S
Fan Tray 2			FANTRAY-TXP-R-S

```
lcc1-re0:
```

```
-----
Hardware inventory:
```

Item	Version	Part number	CLEI code	FRU model number
Midplane	REV 04	710-017247		CHAS-BP-T1600-S
FPM Display	REV 01	710-021387		CRAFT-T1600-S
CIP	REV 06	710-002895		CIP-L-T640-S
PEM 0	Rev 02	740-023211	IPUPAC8KTA	PWR-T1600-4-60-DC-S
SCG 0	REV 15	710-003423		SCG-T-S
SCG 1	REV 15	710-003423		SCG-T-S
Routing Engine 0	REV 01	740-026941		RE-DUO-C1800-8G-S
Routing Engine 1	REV 01	740-026941		RE-DUO-C1800-8G-S
CB 0	REV 06	710-022597		CB-LCC-S
CB 1	REV 06	710-022597		CB-LCC-S
FPC 0	REV 02	710-010845		T640-FPC4-ES
PIC 0	REV 11	750-017405		PD-4XGE-XFP
FPC 1	REV 16	710-013037		T1600-FPC4-ES
PIC 1	REV 06	750-034781		PD-1CE-CFP
FPC 2	REV 16	710-013037		T1600-FPC4-ES
PIC 1	REV 05	750-034781		PD-1CE-CFP
FPC 3	REV 10	710-021534		T640-FPC1-ES
PIC 0	REV 13	750-012266		PB-4GE-TYPE1-SFP-IQ2
PIC 1	REV 01	750-007641		PE-1GE-SFP-QPP
PIC 3	REV 17	750-007444		PB-1CHSTM1-SMIR-QPP
FPC 4	REV 06	710-013035		T640-FPC3-ES
PIC 0	REV 22	750-007141		PC-10GE-SFP
PIC 1	REV 16	750-009450		PC-10C192-SON-SR2
PIC 2	REV 05	750-004424		PC-1XGE-LR
PIC 3	REV 12	750-013423		PC-MS-500-3
FPC 5	REV 07	710-013560		T640-FPC3-E2
PIC 0	REV 11	750-012793		PC-1XGE-TYPE3-XFP-IQ2
PIC 1	REV 01	750-004695		PC-TUNNEL
PIC 2	REV 32	750-003700		PC-10C192-SON-VSR
PIC 3	REV 12	750-009553		PC-40C48-SON-SFP
FPC 6	REV 07	710-013035		T640-FPC3-ES
PIC 0	REV 07	750-015217		PC-8GE-TYPE3-SFP-IQ2
PIC 1	REV 03	750-003336		PC-40C48-SON-SMSR
PIC 3	REV 02	750-012793		PC-1XGE-TYPE3-XFP-IQ2
FPC 7	REV 08	710-010845		T640-FPC4-ES
PIC 0	REV 11	750-017405		PD-4XGE-XFP
SIB 0	REV 07	710-022594		SIB-TXP-T1600-S
SIB 1	REV 07	710-022594		SIB-TXP-T1600-S
SIB 3	REV 07	710-022594		SIB-TXP-T1600-S
SIB 4	REV 08	710-022594		SIB-TXP-T1600-S

```

Fan Tray 0
Fan Tray 1
Fan Tray 2
FANTRAY-T-S
FANTRAY-T-S
FANTRAY-TXP-R-S

```

```

show chassis hardware
detail (TX Matrix Plus
Router)

```

```

user@host> show chassis hardware detail
sfc0-re0:
-----
Hardware inventory:
Item          Version  Part number  Serial number  Description
Chassis                               JN111B023AHB   TXP
Midplane      REV 01   710-022574   TR7990         SFC Midplane
FPM Display   REV 03   710-024027   DW4699         TXP FPM Display
CIP 0         REV 01   710-023792   DR1437         TXP CIP
CIP 1         REV 02   710-023792   DS4564         TXP CIP
PEM 0         Rev 07   740-027463   UM26360        Power Entry Module
Routing Engine 0 REV 01   740-026942   737A-1024      SFC RE
  ad0  3887 MB  SMART CF      200811050193CEB1CEB1 Compact Flash
  ad1  30533 MB SAMSUNG MCBQE32G8MPP-0V SY814A0762 Disk 1
Routing Engine 1 REV 01   740-026942   737A-1024      SFC RE
  ad0  3887 MB  SMART CF      20081105004C19A019A0 Compact Flash
  ad1  30533 MB SAMSUNG MCBQE32G8MPP-0V SY814A0794 Disk 1
CB 0          REV 03   710-022606   DR7134         SFC Control Board
CB 1          REV 01   710-022606   DP8890         SFC Control Board
SPMB 0        BUILTIN                               SFC Switch CPU
SPMB 1        BUILTIN                               SFC Switch CPU
SIB F13 0     REV 03   750-024564   DT9478         F13 SIB
  B Board    REV 02   710-023431   DT6554         F13 SIB
SIB F13 1     REV 03   750-024564   DT9454         F13 SIB
  B Board    REV 02   710-023431   DT6551         F13 SIB
SIB F2S 0/0   REV 02   710-022603   DT2838         F2S SIB
  B Board    REV 02   710-023787   DT1725         NEO PMB
SIB F2S 0/2   REV 02   710-022603   DT2824         F2S SIB
  B Board    REV 02   710-023787   DT1706         NEO PMB
SIB F2S 0/4   REV 02   710-022603   DT2822         F2S SIB
  B Board    REV 02   710-023787   DT1696         NEO PMB
SIB F2S 0/6   REV 02   710-022603   DT2823         F2S SIB
  B Board    REV 02   710-023787   DT1717         NEO PMB
SIB F2S 1/0   REV 03   710-022603   DV0059         F2S SIB
  B Board    REV 03   710-023787   DT9942         NEO PMB
SIB F2S 1/2   REV 02   710-022603   DT2826         F2S SIB
  B Board    REV 02   710-023787   DT1713         NEO PMB
SIB F2S 1/4   REV 03   710-022603   DV0092         F2S SIB
  B Board    REV 03   710-023787   DV0000         NEO PMB
SIB F2S 1/6   REV 03   710-022603   DV0079         F2S SIB
  B Board    REV 03   710-023787   DT9972         NEO PMB
SIB F2S 2/0   REV 03   710-022603   DV0100         F2S SIB
  B Board    REV 03   710-023787   DT9925         NEO PMB
SIB F2S 2/2   REV 03   710-022603   DV0050         F2S SIB
  B Board    REV 03   710-023787   DV0005         NEO PMB
SIB F2S 2/4   REV 03   710-022603   DV0097         F2S SIB
  B Board    REV 03   710-023787   DT9936         NEO PMB
Fan Tray 0    REV 02   760-024497   DR8286         Front Fan Tray
Fan Tray 1    REV 06   760-024497   DV9624         Front Fan Tray
Fan Tray 2    REV 02   760-024502   DR8259         Rear Fan Tray
Fan Tray 3    REV 02   760-024502   DR8270         Rear Fan Tray
Fan Tray 4    REV 02   760-024502   DR8284         Rear Fan Tray
Fan Tray 5    REV 06   760-024502   DV7813         Rear Fan Tray

```

```
lcc0-re0:
```

```
-----
Hardware inventory:
```

Item	Version	Part number	Serial number	Description
Chassis			JN1101F27AHA	T1600
Midplane	REV 04	710-017247	RC5317	T Series Backplane
FPM GBUS	REV 10	710-002901	DS8197	T640 FPM Board
FPM Display	REV 01	710-021387	DS6433	T1600 FPM Display
CIP	REV 06	710-002895	DS1493	T Series CIP
PEM 0	Rev 08	740-017906	UD26601	Power Entry Module 3x80
SCG 0	REV 15	710-003423	DP5847	T640 Sonet Clock Gen.
SCG 1	REV 15	710-003423	DR0924	T640 Sonet Clock Gen.
Routing Engine 0	REV 01	740-026942	737F-1024	LCC RE
ad0	3887 MB	SMART CF	2008110502B63E513E51	Compact Flash
ad1	30533 MB	SAMSUNG MCBQE32G8MPP-0V	SY814A1208	Disk 1
Routing Engine 1	REV 01	740-026942	737F-1024	LCC RE
ad0	3887 MB	SMART CF	2008110500F9A8A8A8A8	Compact Flash
ad1	30533 MB	SAMSUNG MCBQE32G8MPP-0V	SY814A1076	Disk 1
CB 0	REV 05	710-022597	DV4264	LCC Control Board
CB 1	REV 03	710-022597	DP8558	LCC Control Board
FPC 0	REV 14	710-013037	DS9967	FPC Type 4-ES
CPU	REV 08	710-016744	DS3989	ST-PMB2
PIC 0	REV 12	750-013198	DL7506	1x Tunnel
PIC 1	REV 12	750-013198	DL7505	1x Tunnel
MMB 0	REV 01	710-025563	DS8524	ST-MMB2
MMB 1	REV 01	710-025563	DS8373	ST-MMB2
FPC 1	REV 14	710-013037	DT0027	FPC Type 4-ES
CPU	REV 09	710-016744	DS7684	ST-PMB2
PIC 0	REV 12	750-013198	DL7512	1x Tunnel
PIC 1	REV 12	750-013198	DL7498	1x Tunnel
MMB 0	REV 01	710-025563	DS8494	ST-MMB2
MMB 1	REV 01	710-025563	DS8436	ST-MMB2
SPMB 0	REV 04	710-023321	DV3867	LCC Switch CPU
SPMB 1	REV 02	710-023321	DP0238	LCC Switch CPU
SIB 0	REV 06	710-022594	DT8268	LCC SIB
B Board	REV 06	710-023185	DT5791	LCC SIB Mezz
SIB 1	REV 06	710-022594	DT8261	LCC SIB
B Board	REV 06	710-023185	DT5769	LCC SIB Mezz
SIB 2	REV 04	710-022594	DS2315	LCC SIB
B Board	REV 06	710-023185	DT5788	LCC SIB Mezz
SIB 3	REV 06	710-022594	DT8253	LCC SIB
B Board	REV 06	710-023185	DT5811	LCC SIB Mezz
SIB 4	REV 06	710-022594	DT8248	LCC SIB
B Board	REV 06	710-023185	DT5812	LCC SIB Mezz
Fan Tray 0				Front Top Fan Tray
Fan Tray 1				Front Bottom Fan Tray
Fan Tray 2				Rear Fan Tray

show chassis hardware models (TX Matrix Plus Router)

```
user@host> show chassis hardware models
sfc0-re0:
```

```
-----
```

Hardware inventory:				
Item	Version	Part number	Serial number	FRU model number
FPM Display	REV 03	710-024027	DX0282	CRAFT-TXP
CIP 0	REV 04	710-023792	DW4889	CIP-TXP
CIP 1	REV 04	710-023792	DW4887	CIP-TXP
PEM 0	Rev 07	740-027463	UM26368	yyyyyyyyyyyyyyyyyyyy
Routing Engine 0	REV 01	740-026942	737A-1064	RE-TXP-SFC-DU0-2600-16G
Routing Engine 1	REV 01	740-026942	737A-1082	RE-TXP-SFC-DU0-2600-16G
CB 0	REV 09	710-022606	DW6099	CB-TXP
CB 1	REV 09	710-022606	DW6096	CB-TXP
SIB F13 1	REV 04	750-024564	DW5776	SIB-TXP-F13
SIB F13 3	REV 04	750-024564	DW5762	SIB-TXP-F13
SIB F13 4	REV 04	750-024564	DW5797	SIB-TXP-F13

SIB F13 6	REV 04	750-024564	DW5770	SIB-TXP-F13
SIB F13 7	REV 04	750-024564	DW5758	SIB-TXP-F13
SIB F13 8	REV 04	750-024564	DW5761	SIB-TXP-F13
SIB F13 9	REV 04	750-024564	DW5754	SIB-TXP-F13
SIB F13 12	REV 04	750-024564	DW5794	SIB-TXP-F13
SIB F2S 0/0	REV 05	710-022603	DW7897	
SIB F2S 0/2	REV 05	710-022603	DW7833	
SIB F2S 0/4	REV 05	710-022603	DW7875	
SIB F2S 0/6	REV 05	710-022603	DW7860	
SIB F2S 1/0	REV 04	710-022603	DW4820	
SIB F2S 1/2	REV 05	710-022603	DW7849	
SIB F2S 1/4	REV 05	710-022603	DW7927	SIB-TXP-F2S
SIB F2S 1/6	REV 05	710-022603	DW7866	
SIB F2S 2/0	REV 05	710-022603	DW7880	
SIB F2S 2/2	REV 05	710-022603	DW7895	
SIB F2S 2/4	REV 05	710-022603	DW7907	
SIB F2S 2/6	REV 05	710-022603	DW7785	
SIB F2S 3/0	REV 05	710-022603	DW7782	
SIB F2S 3/2	REV 05	710-022603	DW7793	
SIB F2S 3/4	REV 05	710-022603	DW7779	
SIB F2S 3/6	REV 05	710-022603	DW7930	
SIB F2S 4/0	REV 05	710-022603	DW7867	
SIB F2S 4/2	REV 05	710-022603	DW7917	
SIB F2S 4/4	REV 05	710-022603	DW7929	
SIB F2S 4/6	REV 05	710-022603	DW7870	
Fan Tray 0	REV 06	760-024497	DV7831	FANTRAY-TXP-F
Fan Tray 1	REV 06	760-024497	DV9614	FANTRAY-TXP-F
Fan Tray 2	REV 06	760-024502	DV9618	FANTRAY-TXP-R
Fan Tray 3	REV 06	760-024502	DV9616	FANTRAY-TXP-R
Fan Tray 4	REV 06	760-024502	DV7807	FANTRAY-TXP-R
Fan Tray 5	REV 06	760-024502	DV7828	FANTRAY-TXP-R

```
lcc0-re0:
```

```
-----
Hardware inventory:
```

Item	Version	Part number	Serial number	FRU model number
Midplane	REV 03	710-017247	RC3765	CHAS-BP-T1600-S
FPM Display	REV 01	710-021387	DN5441	CRAFT-T1600-S
CIP	REV 06	710-002895	DP6021	CIP-L-T640-S
PEM 0	Rev 07	740-017906	UA26384	PWR-T1600-3-80-DC-S
PEM 1	Rev 07	740-017906	UA26296	PWR-T1600-3-80-DC-S
SCG 0	REV 15	710-003423	DR0875	SCG-T-S
CB 0	REV 06	710-022597	DW8534	CB-LCC
CB 1	REV 06	710-022597	DW8527	CB-LCC
FPC 4	REV 12	710-013037	DJ8717	T1600-FPC4-ES
PIC 0	REV 11	750-017405	DP8795	PD-4XGE-XFP
PIC 1	REV 11	750-017405	DP8794	PD-4XGE-XFP
FPC 6	REV 14	710-013037	DS5335	T1600-FPC4-ES
PIC 0	REV 13	750-017405	DS7634	PD-4XGE-XFP
PIC 1	REV 13	750-017405	DS7637	PD-4XGE-XFP
FPC 7	REV 07	710-013035	DM0990	T1600-FPC3-ES
PIC 0	REV 16	750-007141	JJ8067	PC-10GE-SFP
PIC 1	REV 08	750-015749	WE9598	PC-10C192-SON-XFP
PIC 2	REV 10	750-009450	HX6466	PC-10C192-SON-SR2
SIB 0	REV 08	710-022594	DW8033	SIB-TXP-T1600-S
SIB 1	REV 08	710-022594	DW8044	SIB-TXP-T1600-S
SIB 2	REV 08	710-022594	DW8020	SIB-TXP-T1600-S
SIB 3	REV 08	710-022594	DW8063	SIB-TXP-T1600-S
SIB 4	REV 08	710-022594	DW8064	SIB-TXP-T1600-S
Fan Tray 0				FANTRAY-T-S
Fan Tray 1				FANTRAY-T-S

Fan Tray 2

FANTRAY-TXP-R-S

lcc1-re0:

Hardware inventory:

Item	Version	Part number	Serial number	FRU model number
Midplane	REV 04	710-017247	RC5361	CHAS-BP-T1600-S
FPM Display	REV 01	710-021387	DS6430	CRAFT-T1600-S
CIP	REV 06	710-002895	DS4239	CIP-L-T640-S
PEM 0	Rev 08	740-017906	UD26649	PWR-T1600-3-80-DC-S
SCG 0	REV 15	710-003423	DP5820	SCG-T-S
CB 0	REV 06	710-022597	DW8523	CB-LCC
CB 1	REV 06	710-022597	DW8528	CB-LCC
FPC 4	REV 12	710-013037	DP8509	T1600-FPC4-ES
PIC 0	REV 11	750-017405	DP8808	PD-4XGE-XFP
PIC 1	REV 11	750-017405	DP7263	PD-4XGE-XFP
FPC 6	REV 14	710-013037	DS9961	T1600-FPC4-ES
PIC 0	REV 13	750-017405	DS5532	PD-4XGE-XFP
PIC 1	REV 13	750-017405	DS7639	PD-4XGE-XFP
FPC 7	REV 03	710-013035	DF5564	T1600-FPC3-ES
PIC 0	REV 16	750-007141	JJ8063	PC-10GE-SFP
SIB 0	REV 08	710-022594	DW8035	SIB-TXP-T1600-S
SIB 1	REV 10	710-022594	DX7672	SIB-TXP-T1600-S
SIB 2	REV 08	710-022594	DW8060	SIB-TXP-T1600-S
SIB 3	REV 08	710-022594	DW8072	SIB-TXP-T1600-S
SIB 4	REV 08	710-022594	DW8043	SIB-TXP-T1600-S
Fan Tray 0				FANTRAY-T-S
Fan Tray 1				FANTRAY-T-S
Fan Tray 2				FANTRAY-TXP-R-S

lcc2-re0:

Hardware inventory:

Item	Version	Part number	Serial number	FRU model number
Midplane	REV 03	710-017247	RC3956	CHAS-BP-T1600-S
FPM Display	REV 01	710-021387	DN7030	CRAFT-T1600-S
CIP	REV 06	710-002895	DM3962	CIP-L-T640-S
PEM 0	Rev 08	740-017906	UD26519	PWR-T1600-3-80-DC-S
PEM 1	Rev 07	740-017906	UC26601	PWR-T1600-3-80-DC-S
SCG 0	REV 15	710-003423	DP0277	SCG-T-S
CB 0	REV 06	710-022597	DW8524	CB-LCC
CB 1	REV 06	710-022597	DW8536	CB-LCC
FPC 4	REV 12	710-013037	DR1194	T1600-FPC4-ES
PIC 0	REV 11	750-017405	DP8811	PD-4XGE-XFP
PIC 1	REV 11	750-017405	DP8823	PD-4XGE-XFP
FPC 5	REV 12	710-013037	DR1184	T1600-FPC4-ES
PIC 1	REV 11	750-017405	DP4744	PD-4XGE-XFP
FPC 6	REV 12	710-013037	DN8622	T1600-FPC4-ES
PIC 0	REV 14	750-012518	JY9924	PD-40C192-SON-XFP
PIC 1	REV 11	750-017405	DP8776	PD-4XGE-XFP
FPC 7	REV 04	710-013560	JR3968	T640-FPC3-E2
PIC 0	REV 16	750-007141	NC9330	PC-10GE-SFP
SIB 0	REV 07	710-022594	DW4217	SIB-TXP-T1600-S
SIB 1	REV 07	710-022594	DW4213	SIB-TXP-T1600-S
SIB 2	REV 07	710-022594	DW4189	SIB-TXP-T1600-S
SIB 3	REV 07	710-022594	DW4173	SIB-TXP-T1600-S
SIB 4	REV 07	710-022594	DW4201	SIB-TXP-T1600-S
Fan Tray 0				FANTRAY-T-S
Fan Tray 1				FANTRAY-T-S
Fan Tray 2				FANTRAY-TXP-R-S

```
lcc3-re0:
```

```
-----
Hardware inventory:
```

Item	Version	Part number	Serial number	FRU model number
Midplane	REV 04	710-017247	RC5319	CHAS-BP-T1600-S
FPM Display	REV 01	710-021387	DS6402	CRAFT-T1600-S
CIP	REV 06	710-002895	DR9973	CIP-L-T640-S
PEM 0	Rev 07	740-017906	UC26496	PWR-T1600-3-80-DC-S
PEM 1	Rev 07	740-017906	UC26599	PWR-T1600-3-80-DC-S
SCG 0	REV 15	710-003423	DP5831	SCG-T-S
CB 0	REV 06	710-022597	DW8533	CB-LCC
CB 1	REV 06	710-022597	DW8538	CB-LCC
FPC 0	REV 14	710-013037	DS5345	T1600-FPC4-ES
PIC 0	REV 13	750-017405	DS7641	PD-4XGE-XFP
PIC 1	REV 13	750-017405	DS5479	PD-4XGE-XFP
FPC 1	REV 14	710-013037	DS7338	T1600-FPC4-ES
PIC 0	REV 13	750-017405	DS7631	PD-4XGE-XFP
PIC 1	REV 13	750-017405	DS7632	PD-4XGE-XFP
FPC 2	REV 14	710-013037	DS9962	T1600-FPC4-ES
PIC 0	REV 13	750-017405	DS7581	PD-4XGE-XFP
PIC 1	REV 13	750-017405	DS7627	PD-4XGE-XFP
FPC 4	REV 10	710-010845	JZ6573	T640-FPC4-ES
PIC 0	REV 14	750-012518	JT5124	PD-40C192-SON-XFP
FPC 5	REV 14	710-013037	DT0016	T1600-FPC4-ES
PIC 0	REV 14	750-012518	JY9918	PD-40C192-SON-XFP
FPC 7	REV 07	710-013035	DM0967	T1600-FPC3-ES
PIC 0	REV 16	750-007141	JJ8059	PC-10GE-SFP
PIC 1	REV 13	750-004695	DM5712	PC-TUNNEL
SIB 0	REV 07	710-022594	DW4174	SIB-TXP-T1600-S
SIB 1	REV 07	710-022594	DW4207	SIB-TXP-T1600-S
SIB 2	REV 06	710-022594	DT8231	SIB-TXP-T1600-S
SIB 3	REV 07	710-022594	DW4175	SIB-TXP-T1600-S
SIB 4	REV 07	710-022594	DW4209	SIB-TXP-T1600-S
Fan Tray 0				FANTRAY-T-S
Fan Tray 1				FANTRAY-T-S
Fan Tray 2				FANTRAY-TXP-R-S

```
show chassis hardware
(16-Port 10-Gigabit
Ethernet MPC with
SFP+ Optics [MX
Series Routers])
```

```
user@host> show chassis hardware
```

```
Hardware inventory:
```

Item	Version	Part number	Serial number	Description
Chassis			JN112D865AFA	MX960
Midplane	REV 03	710-013698	TS3339	MX960 Backplane
FPM Board	REV 03	710-014974	WW6267	Front Panel Display
PDM	Rev 03	740-013110	QCS12485026	Power Distribution
Module				
PEM 0	Rev 04	740-013682	QCS12434086	PS 1.7kW; 200-240VAC
in				
PEM 1	Rev 04	740-013682	QCS1243408Z	PS 1.7kW; 200-240VAC
in				
PEM 2	Rev 04	740-013682	QCS1243407X	PS 1.7kW; 200-240VAC
in				
Routing Engine 0	REV 07	740-015113	9009009677	RE-S-1300
Routing Engine 1	REV 07	740-015113	9009011510	RE-S-1300
CB 0	REV 03	710-021523	XF0394	MX SCB
CB 1	REV 03	710-021523	XF0550	MX SCB
CB 2	REV 03	710-021523	XD7455	MX SCB
FPC 4	REV 02	750-028467	JR6127	MPC M 16x 10GE
CPU	REV 02	711-029089	JX0129	AS PMB
PIC 0		BUILTIN	BUILTIN	4x 10GE(LAN) SFP+
PIC 1		BUILTIN	BUILTIN	4x 10GE(LAN) SFP+

PIC 2		BUILTIN	BUILTIN	4x 10GE(LAN) SFP+
PIC 3		BUILTIN	BUILTIN	4x 10GE(LAN) SFP+
Fan Tray 0	REV 05	740-014971	TP9990	Fan Tray
Fan Tray 1	REV 05	740-014971	VS1709	Fan Tray

show chassis hardware
(MPC3E [MX Series
Routers])

user@host> show chassis hardware

Hardware inventory:

Item	Version	Part number	Serial number	Description
Chassis			JN1101AFEAFB	MX480
Midplane	REV 05	710-017414	TR4444	MX480 Midplane
FPM Board	REV 02	710-017254	KG6056	Front Panel Display
PEM 0	Rev 03	740-017330	QCS082090FC	PS 1.2-1.7kW; 100-240V
PEM 1	Rev 03	740-017330	QCS082090FD	PS 1.2-1.7kW; 100-240V
Routing Engine 0	REV 07	740-013063	9009004124	RE-S-2000
Routing Engine 1	REV 07	740-013063	9009005569	RE-S-2000
CB 0	REV 07	710-021523	XZ3587	MX SCB
CB 1	REV 03	710-021523	KH8306	MX SCB
FPC 1	REV 04.1.07	750-033205	P1240	MPC Type 3
CPU	REV 01	711-035209	YL0504	HMPC PMB 2G
MIC 1	REV 10	750-033199	YX4495	1X100GE CFP
PIC 2		BUILTIN	BUILTIN	1X100GE CFP
Xcvr 0	REV 01	740-032210	C22CQNE	CFP-100G-LR4
FPC 2	REV 26	750-016670	KH0045	DPCE 40x 1GE R EQ
CPU	REV 07	710-013713	KF5448	DPC PMB
PIC 0		BUILTIN	BUILTIN	10x 1GE(LAN) EQ
Xcvr 0	REV 01	740-011613	PF21JHU	SFP-SX
PIC 1		BUILTIN	BUILTIN	10x 1GE(LAN) EQ
Xcvr 9	REV 01	740-011613	AM0813S8ZL6	SFP-SX
PIC 2		BUILTIN	BUILTIN	10x 1GE(LAN) EQ
Xcvr 0	REV 02	740-011613	PGL2KYF	SFP-SX
Xcvr 2	REV 01	740-011613	AM0806S8N4P	SFP-SX
PIC 3		BUILTIN	BUILTIN	10x 1GE(LAN) EQ
Xcvr 5	REV 01	740-011613	AM0815S967N	SFP-SX
Xcvr 7	REV 01	740-011613	AM0806S8N1X	SFP-SX
Xcvr 8	REV 01	740-011613	AM0815S967J	SFP-SX
Xcvr 9	REV 01	740-011613	AM0815S967M	SFP-SX
FPC 3	REV 12.2.09	750-033205	YR9443	MPC Type 3
CPU	REV 03	711-035209	YL6931	HMPC PMB 2G
MIC 0	REV 05	750-033199	YR3269	1X100GE CFP
PIC 0		BUILTIN	BUILTIN	1X100GE CFP
Xcvr 0	REV 01	740-032210	ULH0KG3	CFP-100G-LR4
MIC 1	REV 02	750-033199	YG3245	1X100GE CFP
PIC 2		BUILTIN	BUILTIN	1X100GE CFP
Xcvr 0	REV 01	740-032210	ULH0KGF	CFP-100G-LR4
FPC 4	REV 12.3.09	750-033205	YR9437	MPC Type 3
CPU	REV 03	711-035209	YT5857	HMPC PMB 2G
MIC 0	REV 05	750-033199	YR3295	1X100GE CFP
PIC 0		BUILTIN	BUILTIN	1X100GE CFP
Xcvr 0		NON-JNPR	X12000187	CFP-100G-SR10
MIC 1	REV 10	750-033199	YX4518	1X100GE CFP
PIC 2		BUILTIN	BUILTIN	1X100GE CFP
Xcvr 0	REV 01	740-035329	X12J00008	CFP-100G-SR10
FPC 5	REV 06	750-024884	JW9769	MPC Type 2 3D EQ
CPU	REV 02	711-028401	JR6158	MPC PMB 2G Proto
MIC 0	REV 05	750-028387	JR6197	3D 4x 10GE XFP
PIC 0		BUILTIN	BUILTIN	2x 10GE XFP
Xcvr 0	REV 01	740-014289	T07M71112	XFP-10G-SR
Xcvr 1	REV 02	740-014289	T08L85610	XFP-10G-SR

PIC 1		BUILTIN	BUILTIN	2x 10GE XFP
MIC 1	REV 22	750-028392	YM0053	3D 20x 1GE(LAN) SFP
PIC 2		BUILTIN	BUILTIN	10x 1GE(LAN) SFP
Xcvr 0	REV 01	740-011613	AM0703S005B	SFP-SX
Xcvr 1	REV 01	740-011613	E07L01352	SFP-SX
PIC 3		BUILTIN	BUILTIN	10x 1GE(LAN) SFP
Xcvr 5	REV 01	740-013111	6500217	SFP-T
Xcvr 9	REV 02	740-013111	8499527	SFP-T
Fan Tray				Left Fan Tray

The PIC number for MIC 1 always starts from 2 (even if the first MIC is a 1X100GE CFP or a legacy MIC).

show chassis hardware (QFX3500 Switches)

```
user@switch> show chassis hardware
```

Hardware inventory:

Item	Version	Part number	Serial number	Description
Chassis				QFX3500
Routing Engine 0		BUILTIN	BUILTIN	QFX Routing Engine
FPC 0	REV 04	750-044071	BBAR3902	QFX3500-48S4Q-AFI
CPU		BUILTIN	BUILTIN	FPC CPU
PIC 0		BUILTIN	BUILTIN	48x 10G-SFP+
PIC 1		BUILTIN	BUILTIN	15x 10G-SFP+
MGMT BRD	REV 02	750-044063	BBAR0398	QFX3500-MGMT-SFP-AFO
Xcvr 0	REV 01	740-011614	AC0946S0BD1	SFP-LX10
Xcvr 1	REV 02	740-013111	A281922	SFP-T
Power Supply 0	Rev 04	740-032091	UI00677	JPSU-650W-AC-AFI
Power Supply 1	REV 00	740-041741	VJ00162	JPSU-650W-AC-AFO
Fan Tray 0				QFX Fan Tray, Back to
Front Airflow				
Fan Tray 1				QFX Fan Tray, Back to
Front Airflow				
Fan Tray 2				QFX Fan Tray, Back to
Front Airflow				

show chassis hardware detail (QFX3500 Switches)

```
user@switch> show chassis hardware detail
```

Hardware inventory:

Item	Version	Part number	Serial number	Description
Chassis			JN000TEST5	QFX3500
Routing Engine 0		BUILTIN	BUILTIN	QFX Routing Engine
FPC 0	REV 05	750-036931	EE0823	QFX3500-48S4Q-AFI
CPU		BUILTIN	BUILTIN	FPC CPU
PIC 0		BUILTIN	BUILTIN	48x 10G-SFP+
Xcvr 0	REV 01	740-030589	S99E270079	SFP+-10G-LPBK
Xcvr 1	REV 01	740-030589	S9AK450099	SFP+-10G-LPBK
Xcvr 2	REV 01	740-030589	S99E270078	SFP+-10G-LPBK
Xcvr 3	REV 01	740-030589	S9AK450098	SFP+-10G-LPBK
Xcvr 4	REV 01	740-030589	S99E270075	SFP+-10G-LPBK
Xcvr 5	REV 01	740-030589	S9AK450093	SFP+-10G-LPBK
Xcvr 6	REV 01	740-030589	S9AK450097	SFP+-10G-LPBK
Xcvr 7	REV 01	740-030589	S9AK450095	SFP+-10G-LPBK
Xcvr 8	REV 01	740-030589	S99E270072	SFP+-10G-LPBK
Xcvr 9	REV 01	740-030589	S99E270073	SFP+-10G-LPBK
Xcvr 10	REV 01	740-030589	S99E270080	SFP+-10G-LPBK
Xcvr 11	REV 01	740-030589	S9AK450169	SFP+-10G-LPBK
Xcvr 12	REV 01	740-030589	S99E270076	SFP+-10G-LPBK
Xcvr 13	REV 01	740-030589	S9AK450167	SFP+-10G-LPBK
Xcvr 14	REV 01	740-030589	S9AK450170	SFP+-10G-LPBK

Xcvr 15	REV 01	740-030589	S9AK450166	SFP+-10G-LPBK
Xcvr 16	REV 01	740-030589	S9AK450092	SFP+-10G-LPBK
Xcvr 17	REV 01	740-030589	S9AK450163	SFP+-10G-LPBK
Xcvr 18	REV 01	740-030589	S9AK450094	SFP+-10G-LPBK
Xcvr 19	REV 01	740-030589	S9AK450100	SFP+-10G-LPBK
Xcvr 20	REV 01	740-030589	S9AK450168	SFP+-10G-LPBK
Xcvr 21	REV 01	740-030589	S9AK450165	SFP+-10G-LPBK
Xcvr 22	REV 01	740-030589	S9AK450073	SFP+-10G-LPBK
Xcvr 23	REV 01	740-030589	S9AK450164	SFP+-10G-LPBK
Xcvr 24	REV 01	740-030589	S9AK450074	SFP+-10G-LPBK
Xcvr 25	REV 01	740-030589	SA62270195	SFP+-10G-LPBK
Xcvr 26	REV 01	740-030589	S9AK450078	SFP+-10G-LPBK
Xcvr 27	REV 01	740-030589	S9AK450024	SFP+-10G-LPBK
Xcvr 28	REV 01	740-030589	S9AK450027	SFP+-10G-LPBK
Xcvr 29	REV 01	740-030589	S9AK450080	SFP+-10G-LPBK
Xcvr 30	REV 01	740-030589	S9AK450030	SFP+-10G-LPBK
Xcvr 31	REV 01	740-030589	S9AK450025	SFP+-10G-LPBK
Xcvr 32	REV 01	740-030589	S9AK450023	SFP+-10G-LPBK
Xcvr 33	REV 01	740-030589	S9AK450075	SFP+-10G-LPBK
Xcvr 34	REV 01	740-030589	S9AK450161	SFP+-10G-LPBK
Xcvr 35	REV 01	740-030589	S9AK450071	SFP+-10G-LPBK
Xcvr 36	REV 01	740-030589	S9AK450072	SFP+-10G-LPBK
Xcvr 37	REV 01	740-030589	S9AK450022	SFP+-10G-LPBK
Xcvr 38	REV 01	740-030589	S9AK450021	SFP+-10G-LPBK
Xcvr 39	REV 01	740-030589	S9AK450175	SFP+-10G-LPBK
Xcvr 40	REV 01	740-030589	S9AK450162	SFP+-10G-LPBK
Xcvr 41	REV 01	740-030589	S99E270074	SFP+-10G-LPBK
Xcvr 42	REV 01	740-030589	S9AK450174	SFP+-10G-LPBK
Xcvr 43	REV 01	740-030589	S9AK450077	SFP+-10G-LPBK
Xcvr 44	REV 01	740-030589	S9AK450076	SFP+-10G-LPBK
Xcvr 45	REV 01	740-030589	S9AK450026	SFP+-10G-LPBK
Xcvr 46	REV 01	740-030589	S9AK450079	SFP+-10G-LPBK
Xcvr 47	REV 01	740-030589	S9AK450029	SFP+-10G-LPBK
PIC 1		BUILTIN	BUILTIN	15x 10G-SFP+
Xcvr 1	REV 01	740-032986	QA170087	QSFP+-40G-SR4
Xcvr 4	REV 01	740-032986	QA360442	QSFP+-40G-SR4
Xcvr 8	REV 01	740-032986	QA170091	QSFP+-40G-SR4
Xcvr 12	REV 01	740-032986	QA170042	QSFP+-40G-SR4
MGMT BRD	REV 08	750-036946	EE0731	QFX3500-MB
Power Supply 0	Rev 04	740-032091	UI00690	QFX PS 650W AC
Power Supply 1	Rev 04	740-032091	UI00679	QFX PS 650W AC
Fan Tray 0				QFX Fan Tray
Fan Tray 1				QFX Fan Tray

show chassis hardware user@switch> **show chassis hardware models**

**models (QFX3500
Switches)**

Hardware inventory:

Item	Version	Part number	Serial number	FRU model number
Routing Engine 0		BUILTIN	BUILTIN	
FPC 0	REV 02	711-032234	EC4074	
Power Supply 0	PSMI 2C	11-d65800	--	

show chassis hardware user@switch> **show chassis hardware clei-models**

**clei-models (QFX3500
Switches)**

Hardware inventory:

Item	Version	Part number	CLEI code	FRU model number
Routing Engine 0		BUILTIN		
FPC 0	REV 02	711-032234		
Power Supply 0	PSMI 2C	11-d65800		

```

show chassis hardware interconnect-device (QFabric Switches)
user@switch> show chassis hardware interconnect-device interconnect1
Hardware inventory:
Item          Version  Part number  Serial number  Description
Chassis       REV 07             750-021261    BH0208188289  QFX_olive
Midplane      REV 07             750-021261    BH0208188289  QFX Midplane
CB 0          REV 07             750-021261    BH0208188289  QFXIC08-CB4S

show chassis hardware node-device (QFabric Switches)
user@switch> show chassis hardware node-device node1
Routing Engine 0  BUILTIN      BUILTIN      QFX Routing Engine
node1            REV 05      711-032234    ED3694        QFX3500-48S4Q-AFI

CPU
PIC 0
Xcvr 8          REV 01      740-030658    AD0946A028B   FPC CPU
48x 10G-SFP+
SFP+-10G-USR
...

show chassis hardware (PTX5000 Packet Transport Switch)
user@switch> show chassis hardware
Hardware inventory:
Item          Version  Part number  Serial number  Description
Chassis       REV 03             711-031896    ABAC5589      PTX5000
Midplane      REV 08             760-030647    EG1679        Midplane-8S
FPM           REV 05             740-032019    ZE00006       Front Panel Display
PDU 0         Rev 05             740-032022    ZJ00018       DC Power Dist Unit
PSM 0         Rev 04             740-032022    ZC00052       DC 12V Power Supply
PSM 1         Rev 04             740-032022    ZD00051       DC 12V Power Supply
PSM 2         Rev 05             740-032022    ZJ00060       DC 12V Power Supply
PSM 3         Rev 04             750-030653    EG3703        Clock Generator
CCG 0         REV 04             750-030653    EG3698        Clock Generator
CCG 1         REV 05             740-026942    P737A-002231  RE-DUO-2600
Routing Engine 1 REV 06             740-026942    P737A-002438  RE-DUO-2600
CB 0          REV 08             750-030625    EG5519        Control Board
CB 1          REV 08             750-030625    EG5516        Control Board
FPC 0         REV 18             750-036844    EJ3080        FPC
CPU           REV 12             711-030686    EJ3260        SNG PMB
FPC 2         REV 13             750-036844    EG5065        FPC
CPU           REV 09             711-030686    EG4082        SNG PMB
PIC 0         REV 14             750-031913    EG5127        24x 10GE(LAN) SFP+
Xcvr 0        REV 01             740-031980    143363A00240  SFP+-10G-SR
Xcvr 1        REV 01             740-031981    UK90PZ1       SFP+-10G-LR
Xcvr 2        REV 01             740-031980    AD1141A04XH   SFP+-10G-SR
Xcvr 3        REV 01             740-031981    UK90Q46       SFP+-10G-LR
Xcvr 4        REV 01             740-031980    AD1141A04X4   SFP+-10G-SR
Xcvr 6        REV 01             740-031980    B11H02560     SFP+-10G-SR
Xcvr 7        REV 01             740-031980    B11C01589     SFP+-10G-SR
Xcvr 8        REV 01             740-031980    AD1141A04XF   SFP+-10G-SR
Xcvr 10       REV 01             740-031980    123363A01094  SFP+-10G-SR
Xcvr 11       REV 01             740-031980    AK80LKF       SFP+-10G-SR
Xcvr 12       REV 01             740-031980    183363A01528  SFP+-10G-SR
Xcvr 14       REV 01             740-031980    193363A01079  SFP+-10G-SR
Xcvr 15       REV 01             740-031980    AK80MC8       SFP+-10G-SR
Xcvr 16       REV 01             740-031980    AJCOBHC       SFP+-10G-SR
Xcvr 19       REV 01             740-021309    J08D26856     SFP+-10G-LR
Xcvr 21       REV 01             740-031980    AK80KCT       SFP+-10G-SR
Xcvr 22       REV 01             740-031981    UK90PZL       SFP+-10G-LR
Xcvr 23       REV 01             740-031980    AK80N1V       SFP+-10G-SR
FPC 3         REV 13             750-036844    EG5074        FPC
CPU           REV 09             711-030686    EG4064        SNG PMB
PIC 1         REV 10             750-031903    EG0325        SNG Load

```

FPC 5	REV 06	750-036844	EH3198	FPC
CPU				
PIC 0	REV 14	750-031913	EG5134	24x 10GE(LAN) SFP+
Xcvr 0	REV 01	740-031980	AK80LBH	SFP+-10G-SR
Xcvr 1	REV 01	740-031980	B11B03724	SFP+-10G-SR
Xcvr 2	REV 01	740-031980	AK80FMH	SFP+-10G-SR
Xcvr 5	REV 01	740-031980	B11J00818	SFP+-10G-SR
Xcvr 6	REV 01	740-031980	193363A00743	SFP+-10G-SR
Xcvr 7	REV 01	740-031980	B11B06125	SFP+-10G-SR
Xcvr 10	REV 01	740-031980	B11H02529	SFP+-10G-SR
Xcvr 11	REV 01	740-031980	AK80LFB	SFP+-10G-SR
Xcvr 12	REV 01	740-031980	193363A01061	SFP+-10G-SR
Xcvr 15	REV 01	740-031980	B11J00687	SFP+-10G-SR
Xcvr 16	REV 01	740-031980	193363A00738	SFP+-10G-SR
Xcvr 18	REV 01	740-031980	AK80MQX	SFP+-10G-SR
Xcvr 19	REV 01	740-021309	J08C17257	SFP+-10G-LR
Xcvr 22	REV 01	740-031980	B11J00730	SFP+-10G-SR
Xcvr 23	REV 01	740-031980	AK80KEE	SFP+-10G-SR
PIC 1	REV 08	750-036710	EG3105	2x 40GE CFP
Xcvr 0	REV 01	740-034554	B260HLT	CFP-40G-LR4
Xcvr 1	REV 01	740-034554	B11C02847	CFP-40G-LR4
FPC 6	REV 18	750-036844	EJ4391	FPC
CPU	REV 12	711-030686	EJ3257	SNG PMB
FPC 7	REV 18	750-036844	EJ4382	FPC
CPU	REV 12	711-030686	EJ3238	SNG PMB
SPMB 0	REV 10	711-030686	EG5418	SNG PMB
SPMB 1	REV 09	711-030686	EG5373	SNG PMB
SIB 0	REV 07	750-030631	EG4858	SIB-I-8S
SIB 1	REV 07	750-030631	EG4872	SIB-I-8S
SIB 2	REV 07	750-030631	EG4866	SIB-I-8S
SIB 3	REV 07	750-030631	EG6011	SIB-I-8S
SIB 4	REV 07	750-030631	EG4907	SIB-I-8S
SIB 5	REV 07	750-030631	EG4879	SIB-I-8S
SIB 6	REV 07	750-030631	EG4864	SIB-I-8S
SIB 7	REV 07	750-030631	EG4899	SIB-I-8S
SIB 8	REV 07	750-030631	EG4880	SIB-I-8S
Fan Tray 0	REV 04	760-032784	EG1496	Vertical Fan Tray
Fan Tray 1	REV 04	760-030642	EG1335	Horizontal Fan Tray
Fan Tray 2	REV 02	760-030642	ED4952	Horizontal Fan Tray

show chassis hardware
clei-models (PTX5000
Packet Transport
Switch)

user@switch> **show chassis hardware clei-models**

Hardware inventory:

Item	Version	Part number	CLEI code	FRU model number
FPM	REV 08	760-030647	PROTOXCLEI	CRAFT-PTX5000-S
PDU 0	Rev 05	740-032019	IPUPAHLKAA	PWR-SAN-PDU-DC
PSM 0	Rev 05	740-032022	IPUPAHNKAA	PSM-PTX-DC-120-S
PSM 1	Rev 04	740-032022	032022XXXX	PWR-SAN-12-DC
PSM 2	Rev 04	740-032022	032022XXXX	PWR-SAN-12-DC
PSM 3	Rev 05	740-032022	IPUPAHNKAA	PSM-PTX-DC-120-S
CCG 0	REV 04	750-030653	PROTOXCLEI	CCG-PTX-S
CCG 1	REV 04	750-030653	PROTOXCLEI	CCG-PTX-S
Routing Engine 0	REV 05	740-026942		RE-DUO-C2600-16G-S
Routing Engine 1	REV 06	740-026942		RE-DUO-C2600-16G-S
CB 0	REV 08	750-030625	PROTOXCLEI	CB-PTX-S
CB 1	REV 08	750-030625	PROTOXCLEI	CB-PTX-S
FPC 0	REV 18	750-036844	PROTOXCLEI	FPC-PTX-P1-A
FPC 2	REV 13	750-036844	PROTOXCLEI	FPC-PTX-P1-A
PIC 0	REV 14	750-031913	PROTOXCLEI	P1-PTX-24-10GE-SFPP
FPC 3	REV 13	750-036844	PROTOXCLEI	FPC-PTX-P1-A
FPC 5				
PIC 0	REV 14	750-031913	PROTOXCLEI	P1-PTX-24-10GE-SFPP

FPC 6	REV 18	750-036844	PROTOXCLEI	FPC-PTX-P1-A
FPC 7	REV 18	750-036844	PROTOXCLEI	FPC-PTX-P1-A
SIB 0	REV 07	750-030631	PROTOXCLEI	SIB-I-PTX5008
SIB 1	REV 07	750-030631	PROTOXCLEI	SIB-I-PTX5008
SIB 2	REV 07	750-030631	PROTOXCLEI	SIB-I-PTX5008
SIB 3	REV 07	750-030631	PROTOXCLEI	SIB-I-PTX5008
SIB 4	REV 07	750-030631	PROTOXCLEI	SIB-I-PTX5008
SIB 5	REV 07	750-030631	PROTOXCLEI	SIB-I-PTX5008
SIB 6	REV 07	750-030631	PROTOXCLEI	SIB-I-PTX5008
SIB 7	REV 07	750-030631	PROTOXCLEI	SIB-I-PTX5008
SIB 8	REV 07	750-030631	PROTOXCLEI	SIB-I-PTX5008
Fan Tray 1	REV 04	760-030642	PROTOXCLEI	FAN-PTX-H-S

show chassis hardware detail (PTX5000**Packet Transport
Switch)**

```
user@switch> show chassis hardware detail
```

Hardware inventory:				
Item	Version	Part number	Serial number	Description
Chassis			JN11D1FD7AJA	PTX5000
Midplane	REV 03	711-031896	ABAC5589	Midplane-8S
FPM	REV 08	760-030647	EG1679	Front Panel Display
PDU 0	Rev 05	740-032019	ZE00006	DC Power Dist Unit
PSM 0	Rev 05	740-032022	ZJ00018	DC 12V Power Supply
PSM 1	Rev 04	740-032022	ZC00052	DC 12V Power Supply
PSM 2	Rev 04	740-032022	ZD00051	DC 12V Power Supply
PSM 3	Rev 05	740-032022	ZJ00060	DC 12V Power Supply
CCG 0	REV 04	750-030653	EG3703	Clock Generator
CCG 1	REV 04	750-030653	EG3698	Clock Generator
Routing Engine 0	REV 05	740-026942	P737A-002231	RE-DUO-2600
ad0	3823 MB	SMART CF	201006190039C02DC02D	Compact Flash
ad1	62720 MB	SMART Lite SATA Drive	2011042300CF4C6B4C6B	Disk 1
Routing Engine 1	REV 06	740-026942	P737A-002438	RE-DUO-2600
ad0	3823 MB	SMART CF	20100619053455F055F0	Compact Flash
ad1	62720 MB	SMART Lite SATA Drive	20110423000AE8E7E8E7	Disk 1
CB 0	REV 08	750-030625	EG5519	Control Board
CB 1	REV 08	750-030625	EG5516	Control Board
FPC 0	REV 18	750-036844	EJ3080	FPC
CPU	REV 12	711-030686	EJ3260	SNG PMB
FPC 2	REV 13	750-036844	EG5065	FPC
CPU	REV 09	711-030686	EG4082	SNG PMB
PIC 0	REV 14	750-031913	EG5127	24x 10GE(LAN) SFP+
Xcvr 0	REV 01	740-031980	143363A00240	SFP+-10G-SR
Xcvr 1	REV 01	740-031981	UK90PZ1	SFP+-10G-LR
Xcvr 2	REV 01	740-031980	AD1141A04XH	SFP+-10G-SR
Xcvr 3	REV 01	740-031981	UK90Q46	SFP+-10G-LR
Xcvr 4	REV 01	740-031980	AD1141A04X4	SFP+-10G-SR
Xcvr 6	REV 01	740-031980	B11H02560	SFP+-10G-SR
Xcvr 7	REV 01	740-031980	B11C01589	SFP+-10G-SR
Xcvr 8	REV 01	740-031980	AD1141A04XF	SFP+-10G-SR
Xcvr 10	REV 01	740-031980	123363A01094	SFP+-10G-SR
Xcvr 11	REV 01	740-031980	AK80LKF	SFP+-10G-SR
Xcvr 12	REV 01	740-031980	183363A01528	SFP+-10G-SR
Xcvr 14	REV 01	740-031980	193363A01079	SFP+-10G-SR
Xcvr 15	REV 01	740-031980	AK80MC8	SFP+-10G-SR
Xcvr 16	REV 01	740-031980	AJC0BHC	SFP+-10G-SR
Xcvr 19	REV 01	740-021309	J08D26856	SFP+-10G-LR
Xcvr 21	REV 01	740-031980	AK80KCT	SFP+-10G-SR
Xcvr 22	REV 01	740-031981	UK90PZL	SFP+-10G-LR
Xcvr 23	REV 01	740-031980	AK80N1V	SFP+-10G-SR
FPC 3	REV 13	750-036844	EG5074	FPC
CPU	REV 09	711-030686	EG4064	SNG PMB
PIC 1	REV 10	750-031903	EG0325	SNG Load
FPC 5	REV 06	750-036844	EH3198	FPC

CPU					
PIC 0	REV 14	750-031913	EG5134	24x 10GE(LAN) SFP+	
Xcvr 0	REV 01	740-031980	AK80LBH	SFP+-10G-SR	
Xcvr 1	REV 01	740-031980	B11B03724	SFP+-10G-SR	
Xcvr 2	REV 01	740-031980	AK80FMH	SFP+-10G-SR	
Xcvr 5	REV 01	740-031980	B11J00818	SFP+-10G-SR	
Xcvr 6	REV 01	740-031980	193363A00743	SFP+-10G-SR	
Xcvr 7	REV 01	740-031980	B11B06125	SFP+-10G-SR	
Xcvr 10	REV 01	740-031980	B11H02529	SFP+-10G-SR	
Xcvr 11	REV 01	740-031980	AK80LFB	SFP+-10G-SR	
Xcvr 12	REV 01	740-031980	193363A01061	SFP+-10G-SR	
Xcvr 15	REV 01	740-031980	B11J00687	SFP+-10G-SR	
Xcvr 16	REV 01	740-031980	193363A00738	SFP+-10G-SR	
Xcvr 18	REV 01	740-031980	AK80MQX	SFP+-10G-SR	
Xcvr 19	REV 01	740-021309	J08C17257	SFP+-10G-LR	
Xcvr 22	REV 01	740-031980	B11J00730	SFP+-10G-SR	
Xcvr 23	REV 01	740-031980	AK80KEE	SFP+-10G-SR	
PIC 1	REV 08	750-036710	EG3105	2x 40GE CFP	
Xcvr 0	REV 01	740-034554	B260HLT	CFP-40G-LR4	
Xcvr 1	REV 01	740-034554	B11C02847	CFP-40G-LR4	
FPC 6	REV 18	750-036844	EJ4391	FPC	
CPU	REV 12	711-030686	EJ3257	SNG PMB	
FPC 7	REV 18	750-036844	EJ4382	FPC	
CPU	REV 12	711-030686	EJ3238	SNG PMB	
SPMB 0	REV 10	711-030686	EG5418	SNG PMB	
SPMB 1	REV 09	711-030686	EG5373	SNG PMB	
SIB 0	REV 07	750-030631	EG4858	SIB-I-8S	
SIB 1	REV 07	750-030631	EG4872	SIB-I-8S	
SIB 2	REV 07	750-030631	EG4866	SIB-I-8S	
SIB 3	REV 07	750-030631	EG6011	SIB-I-8S	
SIB 4	REV 07	750-030631	EG4907	SIB-I-8S	
SIB 5	REV 07	750-030631	EG4879	SIB-I-8S	
SIB 6	REV 07	750-030631	EG4864	SIB-I-8S	
SIB 7	REV 07	750-030631	EG4899	SIB-I-8S	
SIB 8	REV 07	750-030631	EG4880	SIB-I-8S	
Fan Tray 0	REV 04	760-032784	EG1496	Vertical Fan Tray	
Fan Tray 1	REV 04	760-030642	EG1335	Horizontal Fan Tray	
Fan Tray 2	REV 02	760-030642	ED4952	Horizontal Fan Tray	

show chassis hardware
models (PTX5000
Packet Transport
Switch)

user@switch> show chassis hardware models

Hardware inventory:

Item	Version	Part number	Serial number	FRU model number
FPM	REV 08	760-030647	EG1679	CRAFT-PTX5000-S
PDU 0	Rev 05	740-032019	ZE00006	PWR-SAN-PDU-DC
PSM 0	Rev 05	740-032022	ZJ00018	PSM-PTX-DC-120-S
PSM 1	Rev 04	740-032022	ZC00052	PWR-SAN-12-DC
PSM 2	Rev 04	740-032022	ZD00051	PWR-SAN-12-DC
PSM 3	Rev 05	740-032022	ZJ00060	PSM-PTX-DC-120-S
CCG 0	REV 04	750-030653	EG3703	CCG-PTX-S
CCG 1	REV 04	750-030653	EG3698	CCG-PTX-S
Routing Engine 0	REV 05	740-026942	P737A-002231	RE-DUO-C2600-16G-S
Routing Engine 1	REV 06	740-026942	P737A-002438	RE-DUO-C2600-16G-S
CB 0	REV 08	750-030625	EG5519	CB-PTX-S
CB 1	REV 08	750-030625	EG5516	CB-PTX-S
FPC 0	REV 18	750-036844	EJ3080	FPC-PTX-P1-A
FPC 2	REV 13	750-036844	EG5065	FPC-PTX-P1-A
PIC 0	REV 14	750-031913	EG5127	P1-PTX-24-10GE-SFPP
FPC 3	REV 13	750-036844	EG5074	FPC-PTX-P1-A
FPC 5				
PIC 0	REV 14	750-031913	EG5134	P1-PTX-24-10GE-SFPP
FPC 6	REV 18	750-036844	EJ4391	FPC-PTX-P1-A

FPC 7	REV 18	750-036844	EJ4382	FPC-PTX-P1-A
SIB 0	REV 07	750-030631	EG4858	SIB-I-PTX5008
SIB 1	REV 07	750-030631	EG4872	SIB-I-PTX5008
SIB 2	REV 07	750-030631	EG4866	SIB-I-PTX5008
SIB 3	REV 07	750-030631	EG6011	SIB-I-PTX5008
SIB 4	REV 07	750-030631	EG4907	SIB-I-PTX5008
SIB 5	REV 07	750-030631	EG4879	SIB-I-PTX5008
SIB 6	REV 07	750-030631	EG4864	SIB-I-PTX5008
SIB 7	REV 07	750-030631	EG4899	SIB-I-PTX5008
SIB 8	REV 07	750-030631	EG4880	SIB-I-PTX5008
Fan Tray 1	REV 04	760-030642	EG1335	FAN-PTX-H-S

**show chassis hardware
extensive (PTX5000
Packet Transport
Switch)**

user@switch> show chassis hardware extensive

Hardware inventory:

Item	Version	Part number	Serial number	Description
.....				
PDU 0	Rev 04	740-032019	UE0003	DC Power Dist Unit
Jedec Code:	0x7fb0	EEPROM Version:	0x02	
P/N:	740-032019	S/N:	S/N UE0003	
Assembly ID:	0x043d	Assembly Version:	04.00	
Date:	11-29-2010	Assembly Flags:	0x00	
Version:	Rev 04	CLEI Code:	032022XXXX	
ID:	DC Power Dist Unit	FRU Model Number:	PWR-SAN-PDU-DC	
Board Information Record:				
Address 0x00: ff ff ff ff ff ff ff ff ff ff ff ff ff ff ff ff				
I2C Hex Data:				
Address 0x00: 7f b0 02 ff 04 3d 04 00 52 65 76 20 30 34 00 00				
Address 0x10: 00 00 00 00 37 34 30 2d 30 33 32 30 31 39 00 00				
Address 0x20: 53 2f 4e 20 55 45 30 30 30 33 00 00 00 1d 0b 07				
Address 0x30: da ff ff ff ff ff ff ff ff ff ff ff ff ff ff ff				
Address 0x40: ff ff ff ff 01 30 33 32 30 32 32 58 58 58 58 50				
Address 0x50: 57 52 2d 53 41 4e 2d 50 44 55 2d 44 43 00 00 00				
Address 0x60: 00 00 00 00 00 00 00 00 00 00 00 00 00 00 00 00				
Address 0x70: 00 00 00 a3 ff ff ff ff ff ff ff ff ff ff ff ff				
PSM 0	Rev 04	740-032022	YG00065	DC 12V Power Supply
Module				
Jedec Code:	0x7fb0	EEPROM Version:	0x02	
P/N:	740-032022	S/N:	S/N YG00065	
Assembly ID:	0x0440	Assembly Version:	04.00	
Date:	07-30-2010	Assembly Flags:	0x00	
Version:	Rev 04	CLEI Code:	032022XXXX	
ID:	DC 12V Power Supply Module	FRU Model Number:	PWR-SAN-12-DC	
Board Information Record:				
Address 0x00: ff ff ff ff ff ff ff ff ff ff ff ff ff ff ff ff				
I2C Hex Data:				
Address 0x00: 7f b0 02 ff 04 40 04 00 52 65 76 20 30 34 00 00				
Address 0x10: 00 00 00 00 37 34 30 2d 30 33 32 30 32 32 00 00				
Address 0x20: 53 2f 4e 20 59 47 30 30 30 36 35 00 00 1e 07 07				
Address 0x30: da ff ff ff ff ff ff ff ff ff ff ff ff ff ff ff				
Address 0x40: ff ff ff ff 01 30 33 32 30 32 32 58 58 58 58 50				
Address 0x50: 57 52 2d 53 41 4e 2d 31 32 2d 44 43 20 20 20 20				
Address 0x60: 20 20 20 20 20 20 01 00 ff ff ff ff ff ff ff ff				
Address 0x70: ff ff ff 0c ff ff ff ff ff ff ff ff ff ff ff ff				

show chassis in-service-upgrade

Syntax `show chassis in-service-upgrade`

Release Information Command introduced in Junos OS Release 9.0.

Description Display the status of Flexible PIC Concentrators (FPCs) and their corresponding PICs after the most recent unified in-service software upgrade (ISSU). This command must be issued on the master Routing Engine.



NOTE: Only Intelligent Queuing (IQ) PICs are displayed by this command output. Unified ISSU status for other PIC types is controlled internally by the FPC.

Options This command has no options.

Required Privilege Level view

Related Documentation

- [request system software abort on page 899](#)
- [request system software in-service-upgrade on page 913](#)

List of Sample Output [show chassis in-service-upgrade on page 565](#)

Output Fields [Table 82 on page 565](#) lists the output fields for the `show chassis in-service-upgrade` command. Output fields are listed in the approximate order in which they appear.

Table 82: show chassis in-service-upgrade Output Fields

Field Name	Field Description
Item	Flexible PIC Concentrator (FPC) slot number.
Status	FPC and corresponding PIC state. State can be either of the following: <ul style="list-style-type: none"> • Online—FPC is online and running. • Offline—FPC is powered down.
Reason	Reason for the state (if offline).

Sample Output

```

show chassis user@host> show chassis in-service-upgrade
in-service-upgrade
  Item      Status      Reason
  FPC 0     Online
  FPC 1     Online
  FPC 2     Online
  PIC 0     Online

```

PIC 1	Online	
FPC 3	Offline	Offlined by CLI command
FPC 4	Online	
PIC 1	Online	
FPC 5	Online	
PIC 0	Online	
FPC 6	Online	
PIC 3	Online	
FPC 7	Online	

show chassis lccs

Syntax	show chassis lccs
Release Information	Command introduced before Junos OS Release 7.4.
Description	(TX Matrix and TX Matrix Plus routers only) On a TX Matrix router, display the status of all T640 routers (or line-card chassis) connected to the TX Matrix router. On a TX Matrix Plus router, display the status of all T1600 routers (or line-card chassis) connected to the TX Matrix Plus router.
Options	This command has no options.
Required Privilege Level	view
Related Documentation	<ul style="list-style-type: none"> • request chassis lcc on page 188 • Configuring Line-Card Upgrade Groups for Nonstop Software Upgrade (CLI Procedure) • fpc
List of Sample Output	show chassis lccs on page 567
Output Fields	Table 83 on page 567 lists the output fields for the show chassis lccs command. Output fields are listed in the approximate order in which they appear.

Table 83: show chassis lccs Output Fields

Field Name	Field Description
Slot	LCC slot number.
State	LCC status: <ul style="list-style-type: none"> • Online—LCC is online and running. • Offline—LCC is powered down. • Empty—No LCC is present.
Uptime	How long the LCC has been up and running.

Sample Output

```

user@host> show chassis lccs
Slot  State                Uptime
0     Online                 3 minutes, 17 seconds
1     Empty
2     Online                 3 minutes, 23 seconds
3     Empty

```

show chassis location

Syntax	show chassis location
Syntax (TX Matrix Router)	show chassis location <fpc interface (by-name <i>name</i> by-slot fpc <i>number</i> lcc <i>number</i>) lcc <i>number</i> scc>
Syntax (TX Matrix Plus Router)	show chassis location <fpc interface (by-name <i>name</i> by-slot fpc <i>number</i> lcc <i>number</i>) lcc <i>number</i> sfc <i>number</i> >
Syntax (MX Series Router)	show chassis location <all-members> <local> <member <i>member-id</i> >
Syntax (QFX Series)	show chassis location <interconnect-device <i>name</i> > <node-device <i>name</i> >
Release Information	Command introduced before Junos OS Release 7.4. Command introduced in Junos OS Release 9.0 for EX Series switches. sfc option introduced for the TX Matrix Plus router in Junos OS Release 9.6. Command introduced in Junos OS Release 11.1 for the QFX Series.
Description	Display the physical location of the chassis. This command can only be used on the master Routing Engine.
Options	<p>none—Display all information about the physical location of the chassis. On a TX Matrix router, display all information about the physical location of the TX Matrix router and its attached T640 routers. On a TX Matrix Plus router, display all information about the physical location of the TX Matrix Plus router and its attached T1600 routers.</p> <p>all-members—(MX Series routers only) (Optional) Display the physical location of the chassis for all the member routers in the Virtual Chassis configuration.</p> <p>fpc—(TX Matrix and TX Matrix Plus routers only) (Optional) Display the physical location of all Flexible PIC Concentrators (FPCs).</p> <p>interconnect-device <i>name</i>—(QFabric switches only) (Optional) Display the physical location of the Interconnect device.</p> <p>interface by-name <i>name</i>—(TX Matrix and TX Matrix Plus routers only) (Optional) Display the physical location of a specified interface name. On a TX Matrix router, this option displays the FPC number and T640 router (or line-card chassis) number associated with the specified interface. On a TX Matrix Plus router, this option displays the FPC number and T1600 router (or line-card chassis) number associated with the specified interface.</p> <p>interface by-slot fpc <i>number</i> lcc <i>number</i>—(TX Matrix and TX Matrix Plus router only) (Optional) On a TX Matrix router, display the global FPC number of an interface by</p>

specifying its local FPC number and T640 router (or line-card chassis) number. On a TX Matrix Plus router, display the global FPC number of an interface by specifying its local FPC number and T1600 router (or line-card chassis) number.

- The global FPC number is the FPC slot number when all the FPC slots in the routing matrix are considered: **0** through **31**. The local FPC number is the FPC slot number on a particular T640 router.
- For **fpc**, replace **number** with a value from **0** through **7**.
- For **lcc**, replace **number** with a value from **0** through **3**.

lcc number—(TX Matrix and TX Matrix Plus routers only) (Optional) On a TX Matrix router, display the physical location of a specified T640 router (or line-card chassis) that is connected to a TX Matrix router. On a TX Matrix Plus router, display the physical location of a specified T1600 router (or line-card chassis) that is connected to a TX Matrix Plus router. Replace **number** with a value from **0** through **3**.

local—(MX Series routers only) (Optional) Display the physical location of the chassis for the local Virtual Chassis member.

member member-id—(MX Series routers only) (Optional) Display the physical location of the chassis for the specified member of the Virtual Chassis configuration. Replace **member-id** with a value of **0** or **1**.

node-device name—(QFabric switches only) (Optional) Display the physical location of the Node device.

scc—(TX Matrix routers only) (Optional) Display the physical location of the TX Matrix router (or switch-card chassis).

sfc—(TX Matrix Plus routers only) (Optional) Display the physical location of the TX Matrix Plus router (or switch-fabric chassis).

Required Privilege Level view

List of Sample Output [show chassis location on page 570](#)
[show chassis location fpc \(TX Matrix Router\) on page 570](#)
[show chassis location interface by-slot \(TX Matrix Router\) on page 570](#)
[show chassis location fpc \(TX Matrix Plus Router\) on page 570](#)
[show chassis location interface by-slot \(TX Matrix Plus Router\) on page 570](#)
[show chassis location \(QFX3500 Switches\) on page 570](#)
[show chassis location \(QFabric Switches\) on page 571](#)

Output Fields [Table 84 on page 569](#) lists the output fields for the **show chassis location** command. Output fields are listed in the approximate order in which they appear.

Table 84: show chassis location Output Fields

Field Name	Field Description
country-code	Country code information.

Table 84: show chassis location Output Fields (*continued*)

Field Name	Field Description
postal-code	Postal code information.
Building	Building information.
Floor	Floor information.
Global FPC	Global FPC number. The FPC slot number, when all FPC slots in the routing matrix are considered. The range of values is 0 through 31 .
LCC	Line-card chassis number. On a TX Matrix router, the number of a particular T640 router connected to the TX Matrix router. On a TX Matrix Plus router, the number of a particular T1600 router connected to the TX Matrix Plus router.
Local FPC	Local FPC number. On a TX Matrix router, the FPC slot number on a particular T640 router. On a TX Matrix Plus router, the FPC slot number on a particular T1600 router.

Sample Output

```

show chassis location user@host> show chassis location
country-code: US
postal-code: 94404
Building: Building 2, Floor: 2

show chassis location user@host> show chassis location fpc
fpc (TX Matrix Router) Global FPC    LCC      Local FPC
                        17          2         1
                        21          2         5

show chassis location user@host> show chassis location interface by-slot fpc 1 lcc 1
interface by-slot      Global FPC: 9
(TX Matrix Router)

show chassis location user@host> show chassis location fpc
fpc (TX Matrix Plus   Global FPC    LCC      Local FPC
Router)              0          0         0
                      1          0         1

show chassis location user@host> show chassis location interface by-slot fpc 2 lcc 1
interface by-slot      Global FPC: 10
(TX Matrix Plus
Router)

show chassis location user@switch> show chassis location
(QFX3500 Switches) country-code: US
postal-code: 94404
Building: Building 2, Floor: 2

```



```
show chassis location      user@switch> show chassis location interconnect-device interconnect1
(QFabric Switches)        country-code: US
                           postal-code: 94404
                           Building: Building 2, Floor: 2
```

show chassis mac-addresses

Syntax	show chassis mac-addresses
Syntax (TX Matrix Router)	show chassis mac-addresses <lcc <i>number</i> scc>
Syntax (TX Matrix Plus Router)	show chassis mac-addresses <lcc <i>number</i> sfc <i>number</i> >
Syntax (MX Series Router)	show chassis mac-addresses <all-members> <local> <member <i>member-id</i> >
Syntax (QFX Series)	show chassis mac-addresses <interconnect-device <i>name</i> > <node-group <i>name</i> >
Release Information	Command introduced before JUNOS Release 7.4. Command introduced in JUNOS Release 9.0 for EX Series switches. sfc option introduced for the TX Matrix Plus router in JUNOS Release 9.6. Command introduced in Junos OS Release 11.1 for the QFX Series.
Description	Display the media access control (MAC) addresses for the router, switch chassis, or switch.
Options	<p>none—(TX Matrix, TX Matrix Plus routers, and the QFX Series) Display the MAC addresses for the router chassis or switch. On a TX Matrix router, display MAC addresses on the TX Matrix router and its attached T640 routers. On a TX Matrix Plus router, display MAC addresses on the TX Matrix Plus router and its attached T1600 routers.</p> <p>all-members—(MX Series routers only) (Optional) Display the MAC addresses for all the member routers of the Virtual Chassis configuration.</p> <p>interconnect-device <i>name</i>—(QFabric switches only) (Optional) Display the MAC addresses for the Interconnect device.</p> <p>lcc <i>number</i>—(TX Matrix and TX Matrix Plus routers only) (Optional) On a TX Matrix router, display MAC addresses for a specified T640 router (or line-card chassis) that is connected to the TX Matrix Plus router. On a TX Matrix Plus router, display MAC addresses for a specified T640 router (or line-card chassis) that is connected to the TX Matrix Plus router. Replace <i>number</i> with a value from 0 through 3.</p> <p>local—(MX Series routers only) (Optional) Display the MAC addresses for the local Virtual Chassis member.</p> <p>member <i>member-id</i>—(MX Series routers only) (Optional) Display the MAC addresses for the specified member of the Virtual Chassis configuration. Replace <i>member-id</i> with a value of 0 or 1.</p>

node-group *name*—(QFabric switches only) (Optional) Display the MAC addresses for the specified Node group.

scc—(TX Matrix routers only) (Optional) Display MAC addresses for the TX Matrix router (or switch-card chassis).

sfc *number*—(TX Matrix Plus routers only) (Optional) Display MAC addresses for the TX Matrix Plus router (or switch-fabric chassis).

Required Privilege Level view

List of Sample Output [show chassis mac-addresses on page 573](#)
[show chassis mac-addresses \(TX Matrix Router\) on page 573](#)
[show chassis mac-addresses \(TX Matrix Plus Router\) on page 574](#)
[show chassis mac-addresses \(QFX3500 Switches\) on page 574](#)
[show chassis mac-addresses interconnect-device \(QFabric Switches\) on page 575](#)
[show chassis mac-addresses node-group \(QFabric Switches\) on page 575](#)

Output Fields [Table 85 on page 573](#) lists the output fields for the **show chassis mac-addresses** command. Output fields are listed in the approximate order in which they appear.

Table 85: show chassis mac-addresses Output Fields

Field Name	Field Description
MAC address information	
Public base address	Base address of the MAC addresses allocated to this router or switch.
Public count	Number of allocated public addresses.
Private base address	Base address of the private MAC addresses allocated to this router or switch.
Private count	Number of allocated private addresses.

Sample Output

```

show chassis mac-addresses user@host> show chassis mac-addresses
MAC address information
  Public base address  0:90:69:0:4:0
  Public count         1008
  Private base address 0:90:69:0:7:f0
  Private count        16

```

```

show chassis mac-addresses (TX user@host> show chassis mac-addresses
Matrix Router) scc-re0:
-----
MAC address information:
  Public base address  00:05:85:9e:cc:00
  Public count         8064
  Private base address 00:05:85:9e:eb:80

```

```

    Private count          128
1cc0-re0:
-----
MAC address information:
  Public base address     00:05:85:68:98:00
  Public count            2032
  Private base address    00:05:85:68:9f:f0
  Private count           16
1cc2-re0:
-----
MAC address information:
  Public base address     00:05:85:68:78:00
  Public count            2032
  Private base address    00:05:85:68:7f:f0
  Private count           16

```

show chassis mac-addresses (TX Matrix Plus Router) user@host> show chassis mac-addresses
sfc0-re0:

```

-----
MAC address information:
  Public base address     00:1d:b5:14:00:00
  Public count            65023
  Private base address    00:1d:b5:14:fd:ff
  Private count           512

1cc0-re0:
-----
MAC address information:
  Public base address     00:1f:12:7a:84:00
  Public count            2032
  Private base address    00:1f:12:7a:8b:f0
  Private count           16

1cc1-re0:
-----
MAC address information:
  Public base address     00:22:83:42:48:00
  Public count            2032
  Private base address    00:22:83:42:4f:f0
  Private count           16

1cc2-re0:
-----
MAC address information:
  Public base address     00:1f:12:c3:58:00
  Public count            2032
  Private base address    00:1f:12:c3:5f:f0
  Private count           16

1cc3-re0:
-----
MAC address information:
  Public base address     00:21:59:ef:b8:00
  Public count            2032
  Private base address    00:21:59:ef:bf:f0
  Private count           16

```

show chassis mac-addresses (QFX3500 Switches) user@switch> show chassis mac-addresses
MAC address information:
Public base address 02:00:08:00:00:00
Public count 512

```

Private base address 02:00:00:00:00:00
Private count 64

show chassis user@switch> show chassis mac-addresses interconnect-device interconnect1
mac-addresses MAC address information:
interconnect-device Public base address 00:1f:12:30:9c:c0
(QFabric Switches) Public count 58
Private base address 00:1f:12:30:9c:fa
Private count 6

show chassis user@switch> show chassis mac-addresses node-group NW-NG-0
mac-addresses MAC address information:
node-group (QFabric Switches) -----
RE:
FC MAC base 00:11:00:00:00:00
FC MAC count 2
VLAN MAC 00:11:00:00:00:09
EC6007
Base address 00:00:01:76:00:00
Count 64
EC6008
Base address 00:22:83:22:52:ae
Count 260

```

show chassis network services

Syntax	show chassis network services
Release Information	Command introduced in Junos OS Release 9.4.
Description	(MX Series routers only) Display the network services mode that the router is configured to run in—IP Network Services mode, Ethernet Network Services mode, Enhanced IP Network Services mode, or Enhanced Ethernet Network Services mode.
Options	This command has no options.
Required Privilege Level	view
Output Fields	Table 86 on page 576 lists the output fields for the show chassis network services command. Output fields are listed in the approximate order in which they appear.

Table 86: show chassis network services Output Fields

Field Name	Field Description
Network Services Mode	Network services mode configured for the MX Series router: <ul style="list-style-type: none">• IP—IP Network Services mode.• Ethernet—Ethernet Network Services mode.• enhanced-ip—Enhanced IP Network Services mode• enhanced-ethernet—Enhanced Ethernet Network Services mode

show chassis network services

```
user@host> show chassis network services
Network Services Mode: IP
```

show chassis pic

Syntax	<code>show chassis pic fpc-slot <i>slot-number</i> pic-slot <i>slot-number</i></code>
Syntax (TX Matrix and TX Matrix Plus Routers)	<code>show chassis pic fpc-slot <i>slot-number</i> pic-slot <i>slot-number</i> <lcc <i>number</i>></code>
Syntax (MX Series Router)	<code>show chassis pic fpc-slot <i>slot-number</i> pic-slot <i>slot-number</i> <all-members> <local> <member <i>member-id</i>></code>
Syntax (QFX Series)	<code>show chassis pic <interconnect-device <i>name</i> (fpc-slot <i>slot-number</i> pic-slot <i>slot-number</i>)> <node-device <i>name</i> pic-slot <i>slot-number</i>></code>
Release Information	Command introduced before Junos OS Release 7.4. Command introduced in Junos OS Release 9.0 for EX Series switches. Command introduced in Junos OS Release 11.1 for the QFX Series.
Description	Display status information about the PIC installed in the specified Flexible PIC Concentrator (FPC) and PIC slot.
Options	<p>fpc-slot <i>slot-number</i>—Display information about the PIC in this particular FPC slot:</p> <ul style="list-style-type: none"> On a TX Matrix router, if you specify the number of the T640 router by using the lcc <i>number</i> option (the recommended method), replace <i>slot-number</i> with a value from 0 through 7. Otherwise, replace <i>slot-number</i> with a value from 0 through 31. <p>Likewise, on a TX Matrix Plus router, if you specify the number of the T1600 router by using the lcc <i>number</i> option (the recommended method), replace <i>slot-number</i> with a value from 0 through 7. Otherwise, replace <i>slot-number</i> with a value from 0 through 31. For example, the following commands have the same result:</p> <pre>user@host> show chassis pic fpc-slot 1 lcc 1 pic-slot 1 user@host> show chassis pic fpc-slot 9 pic-slot 1</pre> <ul style="list-style-type: none"> M120 routers only—Replace <i>slot-number</i> with a value from 0 through 5. MX80 routers only—Replace <i>slot-number</i> with a value from 0 through 1. MX240 routers only—Replace <i>slot-number</i> with a value from 0 through 2. MX480 routers only—Replace <i>slot-number</i> with a value from 0 through 5. MX960 routers only—Replace <i>slot-number</i> with a value from 0 through 11. Other routers—Replace <i>slot-number</i> with a value from 0 through 7. EX Series switches:

- EX3200 switches and EX4200 standalone switches—Replace **slot-number** with 0.
- EX4200 switches in a Virtual Chassis configuration—Replace **slot-number** with a value from 0 through 9 (switch's member ID).
- EX8208 switches—Replace **slot-number** with a value from 0 through 7 (line card).
- EX8216 switches—Replace **slot-number** with a value from 0 through 15 (line card).
- QFX Series:
 - QFX3500 switches—Replace **slot-number** with 0. In the command output, FPC refers to a line card. The FPC number equals the slot number for the line card.
 - QFabric switches—Replace **slot-number** with any number between 0 and 15. In the command output, FPC refers to a line card. The FPC number equals the slot number for the line card.

all-members—(MX Series routers only) (Optional) Display PIC information for all member routers in the Virtual Chassis configuration.

interconnect-device name—(QFabric switches only) (Optional) Display PIC information for a specified Interconnect device.

lcc number—(TX Matrix and TX Matrix Plus routers only) (Optional) On a TX Matrix router, display PIC information for a specified T640 router (or line-card chassis) that is connected to the TX Matrix router. On a TX Matrix Plus router, display PIC information for a specified T1600 router (or line-card chassis) that is connected to the TX Matrix Plus router. Replace **number** with a value from 0 through 3.

local—(MX Series routers only) (Optional) Display PIC information for the local Virtual Chassis member.

member member-id—(MX Series routers only) (Optional) Display PIC information for the specified member of the Virtual Chassis configuration. Replace **member-id** with a value of 0 or 1.

node-device name—(QFabric switches only) (Optional) Display PIC information for a specified Node device.

pic-slot slot-number—Display information about the PIC in this particular PIC slot. For routers, replace **slot-number** with a value from 0 through 3. For EX3200 and EX4200 switches, replace **slot-number** with 0 for built-in network interfaces and 1 for interfaces on uplink modules. For EX8208 and EX8216 switches, replace **slot-number** with 0. For the QFX3500 standalone switch and the QFabric switch, replace **slot-number** with 0 or 1.

Required Privilege Level view

- Related Documentation**
- [request chassis pic on page 191](#)
 - [show chassis hardware on page 503](#)
 - Configuring the PIC Type
 - 100-Gigabit Ethernet PIC Overview

- List of Sample Output**
- [show chassis pic fpc-slot pic-slot on page 581](#)
 - [show chassis pic fpc-slot pic-slot \(PIC Offline\) on page 581](#)
 - [show chassis pic fpc-slot pic-slot \(FPC Offline\) on page 581](#)
 - [show chassis pic fpc-slot pic-slot \(FPC Not Present\) on page 581](#)
 - [show chassis pic fpc-slot pic-slot \(PIC Not Present\) on page 581](#)
 - [show chassis pic fpc-slot 3 pic-slot 0 \(M120 Router\) on page 581](#)
 - [show chassis pic fpc-slot pic-slot \(MX960 Router Bidirectional Optics\) on page 582](#)
 - [show chassis pic fpc-slot pic-slot \(MX480 Router with 100-Gigabit Ethernet MIC\) on page 582](#)
 - [show chassis pic fpc-slot pic-slot \(T1600 Router with 100-Gigabit Ethernet PIC\) on page 582](#)
 - [show chassis pic fpc-slot pic-slot lcc \(TX Matrix Router\) on page 583](#)
 - [show chassis pic fpc-slot pic-slot lcc \(TX Matrix Plus Router\) on page 583](#)
 - [show chassis pic fpc-slot pic-slot \(Next-Generation SONET/SDH SFP\) on page 583](#)
 - [show chassis pic fpc-slot pic-slot \(12-Port T1/E1\) on page 583](#)
 - [show chassis pic fpc-slot 0 pic-slot 1 \(4x CHOC3 SONET CE SFP\) on page 584](#)
 - [show chassis pic fpc-slot 0 pic-slot 0 \(SONET/SDH OC3/STM1 \[Multi-Rate\] MIC with SFP\) on page 584](#)
 - [show chassis pic fpc-slot 3 pic-slot 0 \(8-port Channelized SONET/SDH OC3/STM1 \[Multi-Rate\] MIC with SFP\) on page 584](#)
 - [show chassis pic fpc-slot 5 pic-slot 0 \(4-port Channelized SONET/SDH OC3/STM1 \[Multi-Rate\] MIC with SFP\) on page 584](#)
 - [show chassis pic fpc-slot 1 pic-slot 2 \(8-port DS3/E3 MIC\) on page 585](#)
 - [show chassis pic fpc-slot pic-slot \(OTN\) on page 585](#)
 - [show chassis pic fpc-slot pic-slot \(QFX3500 Switch\) on page 585](#)
 - [show chassis pic interconnect-device fpc-slot pic-slot \(QFabric Switches\) on page 585](#)
 - [show chassis pic node-device fpc-slot pic-slot \(QFabric Switch\) on page 585](#)

- Output Fields** [Table 87 on page 579](#) lists the output fields for the **show chassis pic** command. Output fields are listed in the approximate order in which they appear.

Table 87: show chassis pic Output Fields

Field Name	Field Description
Type	PIC type.
ASIC type	Type of ASIC on the PIC.
State	Status of the PIC. State is displayed only when a PIC is in the slot. <ul style="list-style-type: none"> • Online— PIC is online and running. • Offline—PIC is powered down.

Table 87: show chassis pic Output Fields (*continued*)

Field Name	Field Description
PIC version	PIC hardware version.
Uptime	How long the PIC has been online.
Package	(Multiservices PICs only) Services package supported: Layer-2 or Layer-3 .
Port Number	Port number for the PIC.
Cable Type	Type of cable connected to the port: LH , LX , or SX .
PIC Port Information (MX480 Router 100-Gigabit Ethernet CFP)	Port-level information for the PIC. <ul style="list-style-type: none"> • Port—Port number • Cable type—Type of optical transceiver installed. • Fiber type—Type of fiber. SM is single-mode. • Xcvr vendor—Transceiver vendor name. • Xcvr vendor part number—Transceiver vendor part number. • Wavelength—Wavelength of the transmitted signal. Uplinks and downlinks are always 1550 nm. There is a separate fiber for each direction
PIC Port Information (MX960 Router Bidirectional Optics)	Port-level information for the PIC. <ul style="list-style-type: none"> • Port—Port number • Cable type—Type of small form-factor pluggable (SFP) optical transceiver installed. Uplink interfaces display -U. Down link interfaces display -D. • Fiber type—Type of fiber. SM is single-mode. • Xcvr vendor—Transceiver vendor name. • Xcvr vendor part number—Transceiver vendor part number. <ul style="list-style-type: none"> • BX10-10-km bidirectional optics. • BX40-40-km bidirectional optics. • SFP-LX-40-km SFP optics. • Wavelength—Wavelength of the transmitted signal. Uplinks are always 1310 nm. Downlinks are either 1490 nm or 1550 nm.

Table 87: show chassis pic Output Fields (*continued*)

Field Name	Field Description
PIC Port Information (Next-Generation SONET/SDH SFP)	Port-level information for the next-generation SONET/SDH SFP PIC. <ul style="list-style-type: none"> • Port—Port number. • Cable type—Type of small form-factor pluggable (SFP) optical transceiver installed. • Fiber type—Type of fiber: SM (single-mode) or MM (multimode). • Xcvr vendor—Transceiver vendor name. • Xcvr vendor part number—Transceiver vendor part number. • Wavelength—Wavelength of the transmitted signal. Next-generation SONET/SDH SFPs use 1310 nm.
Multirate Mode	Rate-selectability status for the MIC: Enabled or Disabled .
Channelization	Indicates whether channelization is enabled or disabled on the DS3/E3 MIC.

Sample Output

```

show chassis pic fpc-slot pic-slot
user@host> show chassis pic fpc-slot 2 pic-slot 0
PIC fpc slot 2 pic slot 0 information:
  Type                10x 1GE(LAN), 1000 BASE
  ASIC type           H chip
  State               Online
  PIC version         1.1
  Uptime              1 day, 50 minutes, 58 seconds
PIC Port Information:
  Port      Cable      Xcvr      Xcvr Vendor
  Number    Type        Vendor Name  Part Number
  0         GIGE 1000EX  FINISAR CORP.  FTRJ8519P1BNL-J3
  1         GIGE 1000EX  FINISAR CORP.  FTRJ-8519-7D-JUN

show chassis pic fpc-slot pic-slot
(PIC Offline)
user@host> show chassis pic fpc-slot 1 pic-slot 0
PIC fpc slot 1 pic slot 0 information:
  State              Offline

show chassis pic fpc-slot pic-slot
(FPC Offline)
user@host> show chassis pic fpc-slot 1 pic-slot 0
FPC 1 is not online

show chassis pic fpc-slot pic-slot
(FPC Not Present)
user@host> show chassis pic fpc-slot 4 pic-slot 0
FPC slot 4 is empty

show chassis pic fpc-slot pic-slot
(PIC Not Present)
user@host> show chassis pic fpc-slot 5 pic-slot 2
FPC 5, PIC 2 is empty

show chassis pic fpc-slot 3 pic-slot 0
(M120 Router)
user@host> show chassis pic fpc-slot 3 pic-slot 0
PC slot 3, PIC slot 0 information:
  Type                2x G/E IQ, 1000 BASE

```

```

ASIC type                IQ GE 2 VLAN-TAG FPGA
State                    Online
PIC version              1.16
Uptime                   3 hours, 3 minutes

PIC Port Information:
  Port      Cable      Xcvr      Xcvr Vendor
  Number    Type        Vendor Name  Part Number
  0         GIGE 1000SX  FINISAR CORP.  FTRJ8519P1BNL-J3
  1         GIGE 1000SX  FINISAR CORP.  FTRJ-8519-7D-JUN

show chassis pic          user@host> show chassis pic fpc-slot 4 pic-slot 1
fpc-slot pic-slot        FPC slot 4, PIC slot 1 information:
(MX960 Router            Type                10x 1GE(LAN)
Bidirectional Optics)   State                Online
                        PIC version            0.0
                        Uptime                18 days, 5 hours, 41 minutes, 54 seconds

PIC port information:
  Port  Cable type      Fiber      Xcvr vendor
  type  type            type  vendor      part number      Wavelength
  0     SFP-1000BASE-BX10-D SM SumitomoElectric SBP6H44-J3-BW-49 1490 nm
  1     SFP-1000BASE-BX10-D SM SumitomoElectric SBP6H44-J3-BW-49 1490 nm
  2     SFP-1000BASE-BX10-D SM SumitomoElectric SBP6H44-J3-BW-49 1490 nm
  3     SFP-1000BASE-BX10-D SM OCP                TRXBG1LXDBVM2-JW 1490 nm
  4     SFP-1000BASE-BX10-D SM OCP                TRXBG1LXDBVM2-JW 1490 nm
  5     SFP-1000BASE-BX10-U SM SumitomoElectric SBP6H44-J3-BW-31 1310 nm
  6     SFP-1000BASE-BX10-U SM SumitomoElectric SBP6H44-J3-BW-31 1310 nm
  7     SFP-1000BASE-BX10-U SM OCP                TRXBG1LXDBBMH-J1 1310 nm
  8     SFP-1000BASE-BX10-U SM OCP                TRXBG1LXDBBMH-J1 1310 nm
  9     SFP-1000BASE-BX10-U SM SumitomoElectric SBP6H44-J3-BW-31 1310 nm

show chassis pic          user@host> show chassis pic fpc-slot 1 pic-slot 2
fpc-slot pic-slot        FPC slot 1, PIC slot 2 information:
(MX480 Router with       Type                1X100GE CFP
100-Gigabit Ethernet     State                Online
MIC)                     PIC version            2.10
                        Uptime                4 minutes, 48 seconds

PIC port information:
  Fiber      Xcvr vendor
  Port  Cable type      type  vendor      part number      Wavelength
  0     100GBASE LR4    SM    FINISAR CORP.  FTLC1181RDN3-J3 1310 nm

Xcvr vendor
firmware version
1.8

show chassis pic          user@host> run show chassis pic fpc-slot 3 pic-slot 1
fpc-slot pic-slot        FPC slot 3, PIC slot 1 information:
(T1600 Router with       Type                100GE SLOT1
100-Gigabit Ethernet     ASIC type            Brooklyn 100GE FPGA
PIC)                     State                Online
                        PIC version            1.3
                        Uptime                10 minutes, 44 seconds

PIC port information:
  Fiber      Xcvr vendor

```

Port	Cable type	type	Xcvr vendor	part number	Wavelength
0	10GBASE LR4	SM	Opnext Inc.	TRC5E20ENFSF000F	1310 nm

show chassis pic fpc-slot pic-slot lcc (TX Matrix Router)

```

user@host> show chassis pic fpc-slot 1 pic-slot 1 lcc 0
lcc0-re0:
-----
PIC fpc slot 1 pic slot 1 information:
Type                               4x OC-3 SONET, SMIR
ASIC type                          D chip
State                              Online
PIC version                        1.2
Uptime                            5 days, 2 hours, 12 minutes, 8 seconds

```

show chassis pic fpc-slot pic-slot lcc (TX Matrix Plus Router)

```

user@host> show chassis pic pic-slot 0 fpc-slot 8
lcc0-re0:
-----
FPC slot 8, PIC slot 0 information:
Type                               1x 10GE(LAN/WAN)
State                              Online
Uptime                             2 hours, 46 minutes, 23 seconds

PIC port information:

```

Port	Cable type	Fiber type	Xcvr vendor	part number	Wavelength
0	10GBASE ZR	SM	Opnext Inc.	TRF7061BN-LF150	1550 nm
0	10GBASE ZR	SM	FINISAR CORP.	FTRX-1811-3-J2	1550 nm

show chassis pic fpc-slot pic-slot (Next-Generation SONET/SDH SFP)

```

user@host> show chassis pic fpc-slot 4 pic-slot 0
FPC slot 4, PIC slot 0 information:
Type                               4x OC-3 1x OC-12 SFP
ASIC type                          D FPGA
State                              Online
PIC version                        1.3
Uptime                             1 day, 50 minutes, 4 seconds

PIC port information:

```

Port	Cable type	Fiber type	Xcvr vendor	part number	Wavelength
0	OC48 short reach	SM	FINISAR CORP.	FTRJ1321P1BTL-J2	1310 nm
1	OC3 short reach	MM	OCF	TRPA03MM3BAS-JE	1310 nm
2	OC3 short reach	MM	OCF	TRXA03MM3BAS-JW	1310 nm
3	OC12 inter reach	SM	FINISAR CORP.	FTLF1322P1BTR	1310 nm

show chassis pic fpc-slot pic-slot (12-Port T1/E1)

```

user@host> show chassis pic fpc-slot 0 pic-slot 3
FPC slot 0, PIC slot 3 information:
Type                               12x T1/E1 CE
State                              Online
PIC version                        1.1
CPU load average                   1 percent
Interrupt load average             0 percent
Total DRAM size                   128 MB
Memory buffer utilization          100 percent
Memory heap utilization            4 percent
Uptime                             1 day, 22 hours, 28 minutes, 12 seconds
Internal Clock Synchronization    Normal

```

```

show chassis pic fpc-slot 0 pic-slot 1 (4x CHOC3 SONET CE SFP)
user@host> show chassis pic fpc-slot 0 pic-slot 1
FPC slot 0, PIC slot 1 information:
  Type          4x CHOC3 SONET CE SFP
  State         Online
  PIC version    1.3
  CPU load average 1 percent
  Interrupt load average 0 percent
  Total DRAM size 128 MB
  Memory buffer utilization 99 percent
  Memory heap utilization 4 percent
  Uptime        1 day, 22 hours, 55 minutes, 37 seconds
  Internal Clock Synchronization Normal

PIC port information:
  Port  Cable type  Fiber type  Xcvr vendor  Xcvr vendor part number  Wavelength
  0     OC3 short reach MM      AVAGO       HFBR-57E0P-JU2  n/a
  1     OC3 short reach MM      AVAGO       HFBR-57E0P-JU2  n/a
  3     OC3 long reach  SM      OPNEX INC   TRF5456AVLB314  1310 nm

show chassis pic fpc-slot 0 pic-slot 0 (SONET/SDH OC3/STM1 [Multi-Rate] MIC with SFP)
user@host> show chassis pic fpc-slot 0 pic-slot 0
FPC slot 0, PIC slot 0 information:
  Type          MIC-3D-80C30C12-40C48
  State         Online
  PIC version    1.8
  Uptime        3 days, 22 hours, 3 minutes, 50 seconds

PIC port information:
  Port  Cable type  Fiber type  Xcvr vendor  Xcvr vendor part number  Wavelength
  1     OC12 inter reach SM      FINISAR CORP  FTRJ1322P1BTR-J3  1310 nm
  7     OC12 inter reach SM      FINISAR CORP  FTRJ1322P1BTR-J3  1310 nm
Multirate Mode Enabled

show chassis pic fpc-slot 3 pic-slot 0 (8-port Channelized SONET/SDH OC3/STM1 [Multi-Rate] MIC with SFP)
user@host> show chassis pic fpc-slot 3 pic-slot 0
FPC slot 3, PIC slot 0 information:
  Type          MIC-3D-8CHOC3-4CHOC12
  State         Online
  PIC version    1.9
  Uptime        1 hour, 21 minutes, 24 seconds

PIC port information:
  Port  Cable type  Fiber type  Xcvr vendor  Xcvr vendor part number  Wavelength
  0     OC12 short reach SM      FINISAR CORP.  FTRJ1322P1BTR-J3  1310 nm
  1     OC12 short reach SM      FINISAR CORP.  FTRJ1322P1BTR-J3  1310 nm
  2     OC12 inter reach SM      FINISAR CORP.  FTRJ1322P1BTR-J2  1310 nm
  4     OC12 short reach SM      FINISAR CORP.  FTRJ1322P1BTR-J3  1310 nm
  5     OC12 short reach SM      FINISAR CORP.  FTRJ1322P1BTR-J3  1310 nm
  6     OC12 short reach SM      FINISAR CORP.  FTRJ1322P1BTR-J3  1310 nm
  7     OC12 short reach SM      FINISAR CORP.  FTRJ1322P1BTR-J3  1310 nm

show chassis pic fpc-slot 5 pic-slot 0 (4-port Channelized SONET/SDH OC3/STM1)
user@host> show chassis pic fpc-slot 5 pic-slot 0
FPC slot 5, PIC slot 0 information:
  Type          MIC-3D-4CHOC3-2CHOC12
  State         Online
  PIC version    1.9
  Uptime        1 hour, 21 minutes

```

```

[Multi-Rate] MIC with SFP) PIC port information:
                                Fiber
                                type
      Port  Cable type          type  Xcvr vendor      Xcvr vendor      Wavelength
      1     OC12 inter reach    SM    FINISAR CORP.    FTRJ1322P1BTR-J3 1310 nm
      2     OC12 inter reach    SM    FINISAR CORP.    FTRJ1322P1BTR-J3 1310 nm
      3     OC12 short reach    SM    FINISAR CORP.    FTRJ1322P1BTR-J3 1310 nm

show chassis pic fpc-slot 1 pic-slot 2
fpc-slot 1 pic-slot 2
(8-port DS3/E3 MIC) user@host> show chassis pic fpc-slot 1 pic-slot 2
FPC slot 1, PIC slot 2 information:
Type                               MIC-3D-8DS3-E3
State                              Online
PIC version                        1.10
Uptime                             4 days, 1 hour, 29 minutes, 19 seconds
Channelization Mode                Disabled

show chassis pic fpc-slot 5 pic-slot 0
fpc-slot 5 pic-slot 0 (OTN) user@host> show chassis pic fpc-slot 5 pic-slot 0
PIC fpc slot 5 pic slot 0 information:
Type                               1x10GE(LAN),OTN
ASIC type                          H chip
State                              Online
PIC version                        1.0
Uptime                             5 minutes, 50 seconds

show chassis pic fpc-slot 0 pic-slot 0
fpc-slot 0 pic-slot 0 (QFX3500 Switch) user@switch> show chassis pic fpc-slot 0 pic-slot 0
FPC slot 0, PIC slot 0 information:
Type 48x 10G-SFP+ Builtin
State Online
Uptime 3 days, 3 hours, 5 minutes, 20 seconds

show chassis pic interconnect-device interconnect1 fpc-slot 9 pic-slot 0
interconnect-device fpc-slot 9 pic-slot 0
(QFabric Switches) user@switch> show chassis pic interconnect-device interconnect1 fpc-slot 9 pic-slot 0
FPC slot 9, PIC slot 0 information:
Type 16x 40G-GE Builtin
State Online
Uptime 2 hours, 47 minutes, 40 seconds

show chassis pic node-device node1 pic-slot 0
node-device fpc-slot 0 pic-slot 0 (QFabric Switch) user@switch> show chassis pic node-device node1 pic-slot 0
FPC slot node1, PIC slot 0 information:
Type 48x 10G-SFP+ Builtin
State Online
Uptime 2 hours, 52 minutes, 37 seconds

PIC port information:
                                Fiber
                                type
      Port  Cable type          type  Xcvr vendor      Xcvr vendor      Wavelength
      0     10GBASE SR          MM    SumitomoElectric SPP5101SR-J3     850 nm
      1     10GBASE SR          MM    SumitomoElectric SPP5101SR-J3     850 nm
      2     10GBASE SR          MM    SumitomoElectric SPP5101SR-J3     850 nm
      3     10GBASE SR          MM    SumitomoElectric SPP5101SR-J3     850 nm
      4     10GBASE SR          MM    SumitomoElectric SPP5101SR-J3     850 nm
      5     10GBASE SR          MM    SumitomoElectric SPP5101SR-J3     850 nm
      6     10GBASE SR          MM    SumitomoElectric SPP5101SR-J3     850 nm
      7     10GBASE SR          MM    SumitomoElectric SPP5101SR-J3     850 nm
      8     10GBASE SR          MM    SumitomoElectric SPP5101SR-J3     850 nm
      9     10GBASE SR          MM    SumitomoElectric SPP5101SR-J3     850 nm
      10    10GBASE SR          MM    SumitomoElectric SPP5101SR-J3     850 nm
      11    10GBASE SR          MM    SumitomoElectric SPP5101SR-J3     850 nm
      12    10GBASE SR          MM    SumitomoElectric SPP5101SR-J3     850 nm
      13    10GBASE SR          MM    SumitomoElectric SPP5101SR-J3     850 nm
      14    10GBASE SR          MM    SumitomoElectric SPP5101SR-J3     850 nm
      15    10GBASE SR          MM    SumitomoElectric SPP5101SR-J3     850 nm

```

16	10GBASE SR	MM	SumitomoElectric	SPP5101SR-J3	850 nm
17	10GBASE SR	MM	SumitomoElectric	SPP5101SR-J3	850 nm
18	10GBASE SR	MM	SumitomoElectric	SPP5101SR-J3	850 nm
19	10GBASE SR	MM	SumitomoElectric	SPP5101SR-J3	850 nm
20	10GBASE SR	MM	SumitomoElectric	SPP5101SR-J3	850 nm
21	10GBASE SR	MM	SumitomoElectric	SPP5101SR-J3	850 nm
22	10GBASE SR	MM	SumitomoElectric	SPP5101SR-J3	850 nm
23	10GBASE SR	MM	SumitomoElectric	SPP5101SR-J3	850 nm
24	10GBASE SR	MM	SumitomoElectric	SPP5101SR-J3	850 nm
25	10GBASE SR	MM	SumitomoElectric	SPP5101SR-J3	850 nm
26	10GBASE SR	MM	SumitomoElectric	SPP5101SR-J3	850 nm
27	10GBASE SR	MM	SumitomoElectric	SPP5101SR-J3	850 nm
28	10GBASE SR	MM	SumitomoElectric	SPP5101SR-J3	850 nm
29	10GBASE SR	MM	SumitomoElectric	SPP5101SR-J3	850 nm
30	10GBASE SR	MM	SumitomoElectric	SPP5101SR-J3	850 nm
31	10GBASE SR	MM	SumitomoElectric	SPP5101SR-J3	850 nm
32	10GBASE SR	MM	SumitomoElectric	SPP5101SR-J3	850 nm
33	10GBASE SR	MM	SumitomoElectric	SPP5101SR-J3	850 nm
34	10GBASE SR	MM	SumitomoElectric	SPP5101SR-J3	850 nm
35	10GBASE SR	MM	SumitomoElectric	SPP5101SR-J3	850 nm
36	10GBASE SR	MM	SumitomoElectric	SPP5101SR-J3	850 nm
37	10GBASE SR	MM	SumitomoElectric	SPP5101SR-J3	850 nm
38	10GBASE SR	MM	SumitomoElectric	SPP5101SR-J3	850 nm
39	10GBASE SR	MM	SumitomoElectric	SPP5101SR-J3	850 nm
40	10GBASE SR	MM	SumitomoElectric	SPP5101SR-J3	850 nm
41	10GBASE SR	MM	SumitomoElectric	SPP5101SR-J3	850 nm
42	10GBASE SR	MM	SumitomoElectric	SPP5101SR-J3	850 nm
43	10GBASE SR	MM	SumitomoElectric	SPP5101SR-J3	850 nm
44	10GBASE SR	MM	SumitomoElectric	SPP5101SR-J3	850 nm
45	10GBASE SR	MM	SumitomoElectric	SPP5101SR-J3	850 nm
46	10GBASE SR	MM	SumitomoElectric	SPP5101SR-J3	850 nm
47	10GBASE SR	MM	SumitomoElectric	SPP5101SR-J3	850 nm

show chassis power-ratings

Syntax	show chassis power-ratings
Release Information	Command introduced in Junos OS Release 8.4.
Description	(J Series routers only) Display the low-power consumption, high-power consumption, and heat dissipation ratings of the router. Low-power consumption, high-power consumption, and heat dissipation values are represented in nondimensional tokens.
Options	This command has no options.
Required Privilege Level	view
List of Sample Output	show chassis power-ratings on page 589 show chassis power-ratings (Power Management Disabled) on page 589
Output Fields	Table 88 on page 587 lists the output fields for the show chassis power-ratings command. Output fields are listed in the approximate order in which they appear.

Table 88: show chassis power-ratings Output Fields

Field Name	Field Description
Device	Physical Interface Module (PIM) slot. (PIM slot numbers appear as FPC numbers in the output.)
Total Tokens	<p>Maximum number of low-power, high-power, and heat tokens available for the router:</p> <ul style="list-style-type: none"> • Low Power—Maximum number of low-power consumption tokens available for the router. • High Power—Maximum number of high-power consumption tokens available for the router. • Heat—Maximum number of heat tokens available for the router.

Table 88: show chassis power-ratings Output Fields (*continued*)

Field Name	Field Description
FPC number	<p>PIM slot number and power and heat information for the PIM in this slot:</p> <ul style="list-style-type: none"> • Low Power—PIM low-power consumption. The number of low-power tokens used by the PIM. • High Power—PIM high-power consumption. The number of high-power tokens used by the PIM. • Heat—The number of PIM heat dissipation tokens used by this PIM. • Ratings—Status of the PIM slot. The status of the slot is based on either the configuration of the slot or the power use and heat dissipation of the PIM in that slot: <p>NOTE: The request chassis fpc command has no effect on the status of the PIM slot.</p> <ul style="list-style-type: none"> • OK—The PIM in this PIM slot can be brought online. • Exceeded—The PIM cannot be brought online because the PIM slot has been disabled by J Series power management. The PIM in this PIM slot exceeds the maximum number of low-power tokens, high-power tokens, or heat tokens. • Empty—No PIM is installed in the PIM slot. • Cfg offline—The PIM cannot be brought online because the PIM slot has been disabled by the set chassis fpc offline command.
Tokens Used	<p>Total number of low-power, high-power, and heat tokens used by the router:</p> <ul style="list-style-type: none"> • Low Power—The total number of low-power tokens used by the router. • High Power—The total number of high-power tokens used by the router. • Heat—Number of heat tokens used by the router. • Ratings—If blank, J Series power management is enabled. No Power Mgmt indicates that J Series power management has been disabled by the set chassis disable_power_management command. <p>NOTE: Use extreme caution when disabling J Series power management. To prevent equipment damage, do not install a combination of PIMs that exceeds the power and heat capacity of the router when J Series power management is disabled.</p>

Sample Output

```

show chassis power-ratings user@host> show chassis power-ratings
Device Low High Heat Ratings
Power Power
Total Tokens 83 83 83 -
FPC 1 6 27 21 OK
FPC 2 3 27 18 OK
FPC 3 0 0 0 Empty
FPC 4 0 0 0 Empty
FPC 5 2 0 2 Exceeded
Tokens Used 11 54 41 -

show chassis power-ratings (Power user@host> show chassis power-ratings
Management Disabled) Device Low High Heat Ratings
Power Power
Total Tokens 83 83 83 -
FPC 1 6 27 21 OK
FPC 2 3 27 18 OK
FPC 3 0 0 0 Empty
FPC 4 0 0 0 Empty
FPC 5 2 0 2 Exceeded
Tokens Used 11 54 41 No Power Mgmt

```

show chassis power

Syntax (MX Series Router) show chassis power
 <all-members>
 <local>
 <member *member-id*>

Syntax (PTX Series) show chassis power
 <detail>

Release Information Command introduced in Junos OS Release 10.0
 Command introduced in Junos OS Release 12.1 for PTX Series Packet Transport Switches.

Description (MX Series 3D Universal Edge Routers and PTX Series Packet Transport Switches only)
 Display power limits and usage information for the AC or DC power sources.

- On the MX Series 3D Universal Edge Routers, power is supplied by Power Entry Modules (PEMs).



NOTE: The new high-capacity (4100 W) enhanced DC PEM on MX960 routers includes a new design that can condition the input voltage. This results in the output voltage differing from the input voltage. The earlier generation of DC PEMs coupled the input power directly to the output, thereby making it safe to assume that the output voltage was equal to the input voltage.

- On the PTX Series Packet Transport Switches, power is supplied by power distribution units (PDUs). Each PDU contains up to four Power Supply Modules (PSMs).

Options **none**—Display basic power usage information for the AC and DC power sources.

all-members—(MX Series routers only) (Optional) Display power usage information for all members of the Virtual Chassis configuration.

detail—(PTX Series only) (Optional) Include power usage for specific FRUs.

local—(MX Series routers only) (Optional) Display power usage information for the local Virtual Chassis member.

member *member-id*—(MX Series routers only) (Optional) Display power usage information for the specified member of the Virtual Chassis configuration. For an MX Series Virtual Chassis, replace *member-id* with a value of 0 or 1.

Required Privilege Level view

Related Documentation

- [show chassis power sequence on page 597](#)
- [show chassis power on page 590](#)

- Checklist for Monitoring Power Supplies

List of Sample Output [show chassis power \(MX960 Router with DC PEM\) on page 592](#)
[show chassis power \(MX960 Router with AC PEM\) on page 593](#)
[show chassis power \(MX480 Router with AC PEM\) on page 594](#)
[show chassis power \(MX240 Router with DC PEM\) on page 594](#)
[show chassis power \(PTX5000 Packet Transport Switch\) on page 595](#)
[show chassis power detail \(PTX5000 Packet Transport Switch\) on page 595](#)

Output Fields [Table 89 on page 591](#) lists the output fields for the **show chassis power** command. Output fields are listed in the approximate order in which they appear.

Table 89: show chassis power Output Fields

Field Name	Field Description	Level of Output
PEM number	<p>(MX Series only) AC or DC PEM number on the chassis. The following output fields are displayed for the PEM:</p> <ul style="list-style-type: none"> • State—State of the PEM: <ul style="list-style-type: none"> • Online—PEM is present in the slot and online. • Empty—PEM is not present in the slot. • Present—PEM is present in the slot, but not online. • AC/DC Input—OK or Check—State of the AC or DC input power feed with the number of active and expected feeds (one or two). For a DC input power feed, this output field also displays the reference voltage input with maximum input voltage displayed in mV (in parentheses) for the AC or DC PEM. • Capacity—Actual power input capacity with maximum capacity displayed (in parentheses) in watts. <p>NOTE: The maximum capacity for AC and DC PEMs is:</p> <ul style="list-style-type: none"> • MX960 AC PEM—4100 W if two feeds are connected. 1700 W if one feed is connected. • MX960 DC PEM—4100 W if two feeds are connected. 1700 W if one feed is connected. • MX480 AC PEM—2520 W if it is high-line. 1450 W if it is low-line. • MX480 DC PEM—2400 W if the DIP switch is off. 2600 W if the DIP switch is on. • MX240 AC PEM—2520 W if it is high-line. 1450 W if it is low-line. • MX240 DC PEM—2400 W if the DIP switch is off. 2600 W if the DIP switch is on. • DC Output—DC power output in Watts for the specified zone, at the specified amps and voltage (A @ V), and load and percentage utilization of the maximum capacity) for the zone. 	All levels

Table 89: show chassis power Output Fields (*continued*)

Field Name	Field Description	Level of Output
System	(MX Series only) Overall power statistics for the system zone: <ul style="list-style-type: none"> • <i>Zone number</i>: <ul style="list-style-type: none"> • Capacity—Maximum power capacity applicable for the zone, in watts. • Allocated power—Actual capacity allocated for the zone, in watts, with remaining power displayed in parentheses. • Actual usage—Actual power usage for the zone, in watts. • Total system capacity—Cumulative power capacity of all the zones, in watts. • Total remaining capacity—Difference between the Total system capacity and cumulative Allocated power of all the zones, in watts. 	All levels
Total Power	(PTX Series only) Total power used by the switch (displayed in watts).	All levels
PDU number	(PTX Series only) ID number of the power distribution unit (PDU) on the chassis..	All levels
PSM number	(PTX Series only) ID number of the Power Supply Unit contained in the PDU. The following output fields are displayed for each PSM: <ul style="list-style-type: none"> • Input (V)—Voltage supplied to the PSM. • Used (W)—Actual power usage for the PSM (measured in watts). 	All levels
Item	(PTX Series only) (detail keyword only) Actual power usage (measured in watts) for individual FRUs. PTX Switches include the following FRUs: <ul style="list-style-type: none"> • Fan Tray <i>n</i>—Power usage for the specified fan tray. • RE<i>n</i>/CB<i>n</i>—Power usage for the specified Routing Engines and Control Boards • SIB/CCG/FPD—Power usage for the Switch Interface Board, Centralized Clock Generator, and Front Panel Display (craft interface). • FPC <i>n</i>—Power usage for the FPC in the slot specified. 	detail

Sample Output

```

show chassis power user@host> show chassis power
(MX960 Router with PEM 0:
DC PEM)           State:      Online
                   DC input:   OK (2 feed expected, 2 feed connected)
                   DC input:   48.0 V input (57000 mV)
                   Capacity:   4100 W (maximum 4100 W)
                   DC output:  513 W (zone 0, 9 A at 57 V, 12% of capacity)

                   PEM 1:
                   State:      Online
                   DC input:   OK (2 feed expected, 2 feed connected)
                   DC input:   48.0 V input (57000 mV)
                   Capacity:   4100 W (maximum 4100 W)
                   DC output:  228 W (zone 1, 4 A at 57 V, 5% of capacity)

                   PEM 2:

```

```

State:      Online
DC input:   OK (2 feed expected, 2 feed connected)
DC input:   48.0 V input (57000 mV)
Capacity:   4100 W (maximum 4100 W)
DC output:  513 W (zone 0, 9 A at 57 V, 12% of capacity)

```

PEM 3:

```

State:      Online
DC input:   OK (2 feed expected, 2 feed connected)
DC input:   48.0 V input (57000 mV)
Capacity:   4100 W (maximum 4100 W)
DC output:  342 W (zone 1, 6 A at 57 V, 8% of capacity)

```

System:

```

Zone 0:
  Capacity:      4100 W (maximum 4100 W)
  Allocated power: 1680 W (2420 W remaining)
  Actual usage:  1026 W
Zone 1:
  Capacity:      4100 W (maximum 4100 W)
  Allocated power: 1263 W (2837 W remaining)
  Actual usage:  570 W
Total system capacity: 8200 W (maximum 8200 W)
Total remaining power: 5257 W

```

show chassis power
(MX960 Router with
AC PEM)

```
user@host> show chassis power
```

PEM 0:

```

State:      Online
AC input:   OK (2 feed expected, 2 feed connected)
Capacity:   4100 W (maximum 4100 W)
DC output:  0 W (zone 0, 0 A at 56 V, 0% of capacity)

```

PEM 1:

```

State:      Present
AC input:   Check (2 feed expected, 1 feed connected)
Capacity:   1700 W (maximum 4100 W)

```

PEM 2:

```

State:      Empty
Input:      Absent

```

PEM 3:

```

State:      Online
AC input:   OK (1 feed expected, 1 feed connected)
Capacity:   1700 W (maximum 1700 W)

```

System:

```

Zone 0:
  Capacity:      4100 W (maximum 4100 W)
  Allocated power: 540 W (3560 W remaining)
  Actual usage:  0 W
Zone 1:
  Capacity:      0 W (maximum 0 W)
  Allocated power: 0 W (0 W remaining)
  Actual usage:  0 W
Total system capacity: 4100 W (maximum 4100 W)
Total remaining power: 3560 W

```

show chassis power
(MX480 Router with
AC PEM)

```
user@host> show chassis power
PEM 0:
  State:      Online
  AC input:   OK (1 feed expected, 1 feed connected)
  Capacity:   2520 W (maximum 2520 W)
  DC output:  472 W (zone 0, 8 A at 59 V, 18% of capacity)

PEM 1:
  State:      Online
  AC input:   OK (1 feed expected, 1 feed connected)
  Capacity:   2520 W (maximum 2520 W)
  DC output:  472 W (zone 0, 8 A at 59 V, 18% of capacity)

PEM 2:
  State:      Online
  AC input:   OK (1 feed expected, 1 feed connected)
  Capacity:   2520 W (maximum 2520 W)
  DC output:  118 W (zone 0, 2 A at 59 V, 4% of capacity)

PEM 3:
  State:      Empty
  Input:      Absent

System:
  Maximum capacity: 5040 W
  Allocated capacity: 1675 W (33% of maximum)
  Remaining capacity: 3365 W
  Actual usage: 1062 W
```

show chassis power
(MX240 Router with
DC PEM)

```
user@host> show chassis power
PEM 0:
  State:      Online
  DC input:   OK (1 feed expected, 1 feed connected)
  DC input:   48.0 V input (53500 mV)
  Capacity:   2400 W (maximum 2400 W)
  DC output:  318 W (zone 0, 6 A at 53 V, 13% of capacity)

PEM 1:
  State:      Online
  DC input:   OK (1 feed expected, 1 feed connected)
  DC input:   48.0 V input (54000 mV)
  Capacity:   2400 W (maximum 2400 W)
  DC output:  0 W (zone 0, 0 A at 54 V, 0% of capacity)

PEM 2:
  State:      Online
  DC input:   OK (1 feed expected, 1 feed connected)
  DC input:   48.0 V input (52500 mV)
  Capacity:   2400 W (maximum 2400 W)
  DC output:  312 W (zone 0, 6 A at 52 V, 13% of capacity)

PEM 3:
  State:      Online
  DC input:   OK (1 feed expected, 1 feed connected)
  DC input:   48.0 V input (55000 mV)
  Capacity:   2400 W (maximum 2400 W)
  DC output:  0 W (zone 0, 0 A at 55 V, 0% of capacity)

System:
  Maximum capacity: 2400 W
  Allocated capacity: 1270 W (52% of maximum)
```



```

Remaining capacity: 1130 W
Actual usage:      630 W

show chassis power user@host> show chassis power
(PTX5000 Packet    Chassis Power      Input(V)      Used(W)
Transport Switch)

Total Power                      4006

PDU 0
  PSM 0
    Input 1      54      149
  PSM 1
    Input 1      54      377
  PSM 2
    Input 1      54      745
  PSM 3
    Input 1      54      715

PDU 1
  PSM 0
    Input 1      54      246
  PSM 1
    Input 1      54      332
  PSM 2
    Input 1      54      721
  PSM 3
    Input 1      54      721

show chassis power user@host> show chassis power detail
detail (PTX5000    Chassis Power      Input(V)      Used(W)
Packet Transport  Switch)

Total Power                      3997

PDU 0
  PSM 0
    Input 1      54      136
  PSM 1
    Input 1      54      377
  PSM 2
    Input 1      54      741
  PSM 3
    Input 1      54      721

PDU 1
  PSM 0
    Input 1      54      235
  PSM 1
    Input 1      54      332
  PSM 2
    Input 1      54      726
  PSM 3
    Input 1      54      729

Item                      Used(W)
Fan Tray 0                49
Fan Tray 1               127
Fan Tray 2               117
RE0/CB0                  109
RE1/CB1                   100
SIB/CCG/FPD              375
FPC 0                    381

```

FPC 1	0
FPC 2	447
FPC 3	560
FPC 4	0
FPC 5	448
FPC 6	379
FPC 7	388

show chassis power sequence

Syntax	show chassis power sequence
Release Information	Command introduced in Junos OS Release 10.0 Command introduced in Junos OS Release 12.1 for PTX Series Packet Transport Switches.
Description	(MX Series 3D Universal Edge Routers only) Show power-on sequence for the chassis Dense Port Concentrators (DPCs). (PTX Series Packet Transport Switches) Show power-on sequence for FPCs installed in the chassis.
Options	This command has no options.
Required Privilege Level	view
Related Documentation	<ul style="list-style-type: none"> • show chassis power on page 590
List of Sample Output	show chassis power sequence (MX Series) on page 597 show chassis power sequence (PTX5000 Packet Transport Switch) on page 597
Output Fields	Table 90 on page 597 lists the output fields for the show chassis power sequence command. Output fields are listed in the approximate order in which they appear.

Table 90: show chassis power sequence Output Fields

Field Name	Field Description
Chassis FRU Power Sequence	<p>(MX Series) Power-on sequence for the DPCs in the chassis. The numbers indicate the slot number of the DPCs.</p> <p>(PTX Series) Power-on sequence for the FPCs in the chassis. The numbers indicate the slot number of the FPC.</p>

Sample Output

show chassis power sequence (MX Series)	<pre>user@host> show chassis power sequence Chassis FRU Power Sequence: 3 4 5 6 7 8 9 10 11 0 1 2</pre>
show chassis power sequence (PTX5000 Packet Transport Switch)	<pre>user@host> show chassis power sequence Chassis FRU Power On Sequence: 0 1 2 3 4 5 6 7</pre>

show chassis psd

Syntax	show chassis psd
Release Information	Command introduced in Junos OS Release 9.1.
Description	(Root System Domain [RSD] only) Display information about Protected System Domains (PSDs). A PSD is initially created by the RSD configuration. An RSD and PSDs are supported on a T320 or T640 router, or a T1600 routing node, or a TX Matrix Plus Platform that is interconnected with the JCS1200 platform.
Options	This command has no options.
Additional Information	For more information about PSDs, RSDs, and the JCS1200 platform, see the <i>Junos OS Protected System Domain Configuration Guide</i> .
Required Privilege Level	view
List of Sample Output	show chassis psd on page 598
Output Fields	Table 91 on page 598 lists the output fields for the show chassis psd command. Output fields are listed in the approximate order in which they appear.

Table 91: show chassis psd Output Fields

Field Name	Field Description
Slot Description	PSD identification.
State	PSD status: <ul style="list-style-type: none"> • Online—PSD is online and running. • Offline—PSD is powered down.
Uptime	Length of time that the PSD has been up and running.

Sample Output

```

show chassis psd {master}

user@host> show chassis psd
Slot Description      State      Uptime
1                    Online    12 hours, 19 minutes, 51 seconds
2                    Online    2 hours, 18 minutes, 17 seconds
3                    Online    12 hours, 19 minutes, 51 seconds

```

show chassis redundancy feb

Syntax	show chassis redundancy feb <errors> <redundancy-group <i>group-name</i> >
Release Information	Command introduced in Junos OS Release 8.2.
Description	(M120 routers only) Display information about the status of configured Forwarding Engine Board (FEB) redundancy groups.
Options	<p>none—Display information about the status of all configured FEB redundancy groups.</p> <p>redundancy-group <i>group-name</i>—(Optional) Display information about the specified configured redundancy group.</p> <p>errors—(Optional) Display information about any errors encountered on the components in configured redundancy groups or on links between a FEB and a Flexible PIC Concentrator (FPC).</p>
Required Privilege Level	view
Related Documentation	<ul style="list-style-type: none"> • request chassis redundancy feb slot on page 195 • Configuring FEB Redundancy on the M120 Router • Switching Control Board Redundancy
List of Sample Output	<p>show chassis redundancy feb on page 600</p> <p>show chassis redundancy feb redundancy-group grp1 on page 600</p> <p>show chassis redundancy feb redundancy-group grp0 errors on page 600</p>
Output Fields	Table 92 on page 599 lists the output fields for the show chassis redundancy feb command. Output fields are listed in the approximate order in which they appear.

Table 92: show chassis redundancy feb Output Fields

Field name	Field Description
Group	Name of configured redundancy group.
FEB	Slot number of each FEB included in redundancy groups.
State	State of each FEB: <ul style="list-style-type: none"> • Online—FEB is online and running. • Offline—FEB is powered down.
Priority	(Standard and redundancy-group option) Status of FEB in the redundancy group: Backup , Primary , or null.

Table 92: show chassis redundancy feb Output Fields (*continued*)

Field name	Field Description
Connected FPCs	(Standard and redundancy-group option) Slot number of each FPC connected to the FEB. The status Check is displayed when an error might have occurred.
Redundancy State	(Standard and redundancy-group option) Status of the FEB: <ul style="list-style-type: none"> • Active—FEB is currently active. • Ready—Backup FEB is ready for a switchover • Not Ready—Backup FEB is not ready for a switchover.
Auto-failover	(Standard and redundancy-group option) Automatic failover status of redundancy group: Enabled or Disabled .
Switch-reason	(Standard and redundancy-group option) Reason a switchover occurred to the backup FEB in the redundancy group.
Hard error: Yes	(errors option only) Displayed when a hard error occurs on a FEB.
FPC	(errors option only) Slot number and status of FPC: link ok or link error .
Fabric plane	(errors option only) Slot number and status of fabric plane.

Sample Output

```

show chassis redundancy feb      user@host> show chassis redundancy feb
Group:      cfpc
FEB  State      Priority  Connected FPCs  Redundancy state
0    Offline    Backup           5              Not ready
1    Online           Active
Auto-failover: Enabled
Group:      grp0
FEB  State      Priority  Connected FPCs  Redundancy state
3    Offline    Backup           0              Not ready
5    Online    Primary           Active
Auto-failover: Enabled

show chassis redundancy feb      user@host> show chassis redundancy feb redundancy-group grp1
redundancy-group grp1          Group: grp1
FEB  State      Priority  Connected FPC(s)  Redundancy state
0    Online    Backup           5              Active
3    Online           3              Active
5    Online    Primary           Ready
Auto-failover: Enabled
Switch-reason: Switchover from CLI

show chassis redundancy feb      user@host> show chassis redundancy feb redundancy-group grp0 errors
redundancy-group grp0 errors  Group: grp0
FEB: 0    State: Online
FPC 0 link OK
Fabric plane 0 OK
Fabric plane 1 OK
Fabric plane 2 OK

```

```
Fabric plane 3 OK
FEB: 1    State: Online
FPC 0 link OK
Fabric plane 0 OK
Fabric plane 1 OK
Fabric plane 2 OK
Fabric plane 3 OK
FEB: 2    State: Online
FPC 2 link OK
Fabric plane 0 OK
Fabric plane 1 OK
Fabric plane 2 OK
Fabric plane 3 OK
FEB: 3    State: Online
FPC 3 link OK
Fabric plane 0 OK
Fabric plane 1 OK
Fabric plane 2 OK
Fabric plane 3 OK
FEB: 4    State: Online
FPC 4 link OK
Fabric plane 0 OK
Fabric plane 1 OK
Fabric plane 2 OK
Fabric plane 3 OK
FEB: 5    State: Online
FPC 5 link OK
Fabric plane 0 OK
Fabric plane 1 OK
Fabric plane 2 OK
Fabric plane 3 OK
```

show chassis routing-engine

Syntax	show chassis routing-engine <bios <i>slot</i> >
Syntax (EX Series Switches)	show chassis routing-engine < <i>slot</i> >
Syntax (T4000 routers)	show chassis routing-engine < <i>slot</i> > <bios >
Syntax (TX Matrix Router)	show chassis routing-engine <bios <i>slot</i> > <lcc <i>number</i> scc>
Syntax (TX Matrix Plus Router)	show chassis routing-engine <bios <i>slot</i> > <lcc <i>number</i> sfc <i>number</i> >
Syntax (QFX Series)	show chassis routing-engine <interconnect-device <i>name</i> > <node-device <i>name</i> >
Syntax (MX Series Router)	show chassis routing-engine <bios <i>slot</i> > <all-members> <local> <member <i>member-id</i> >
Release Information	Command introduced before Junos OS Release 7.4. Command introduced in Junos OS Release 9.0 for EX Series switches. sfc option introduced for the TX Matrix Plus router in Junos OS Release in 9.6. Command introduced in Junos OS Release 11.1 for the QFX Series.
Description	Display the status of the Routing Engine.
Options	none —Display information about one or more Routing Engines. On a TX Matrix router, display information about all Routing Engines on the TX Matrix router and its attached T640 routers. On a TX Matrix Plus router, display information about all Routing Engines on the TX Matrix Plus router and its attached T1600 routers. all-members —(MX Series routers only) (Optional) Display Routing Engine information for all members of the Virtual Chassis configuration. bios —(Optional) Display the (BIOS) firmware version. interconnect-device <i>number</i> —(QFabric switches only) (Optional) Display Routing Engine information for a specified Interconnect device. lcc <i>number</i> —(TX Matrix and TX Matrix Plus routers only) (Optional) On a TX Matrix router, display Routing Engine information for a specified T640 router (or line-card chassis)

that is connected to the TX Matrix router. On a TX Matrix Plus router, display Routing Engine information for a specified T1600 router (or line-card chassis) that is connected to the TX Matrix Plus router. Replace *number* with a value from 0 through 3.

local—(MX Series routers only) (Optional) Display Routing Engine information for the local Virtual Chassis member.

member *member-id*—(MX Series routers only) (Optional) Display Routing Engine information for the specified member of the Virtual Chassis configuration. For an MX Series Virtual Chassis, replace *member-id* with a value of 0 or 1.

node-device *number*—(QFabric switches only) (Optional) Display Routing Engine information for a specified Node device.

scc—(TX Matrix routers only) (Optional) Display Routing Engine information for the TX Matrix router (or switch-card chassis).

sfc *number*—(TX Matrix Plus routers only) (Optional) Display Routing Engine information for the TX Matrix Plus router (or switch-fabric chassis). Replace *number* with 0.

slot—(Systems with multiple Routing Engines) (Optional) Display information for an individual Routing Engine. Replace *slot* with 0 or 1. For QFX3500 switches, there is only one Routing Engine, so you do not need to specify the slot number.

Required Privilege Level view

Related Documentation

- [request chassis routing-engine master on page 196](#)
- Configuring Routing Engine Redundancy
- Switching the Global Master and Backup Roles in a Virtual Chassis Configuration

List of Sample Output

- [show chassis routing-engine \(M5 Router\) on page 605](#)
- [show chassis routing-engine \(M10 Router\) on page 605](#)
- [show chassis routing-engine \(M20 Router\) on page 606](#)
- [show chassis routing-engine \(M40 Router\) on page 606](#)
- [show chassis routing-engine \(M120 Router\) on page 607](#)
- [show chassis routing-engine \(M160 Router\) on page 607](#)
- [show chassis routing-engine \(MX240 Router\) on page 608](#)
- [show chassis routing-engine \(MX480 Router\) on page 608](#)
- [show chassis routing-engine \(MX960 Router\) on page 609](#)
- [show chassis routing-engine \(T4000 router\) on page 609](#)
- [show chassis routing-engine \(TX Matrix Router\) on page 610](#)
- [show chassis routing-engine lcc \(TX Matrix Router\) on page 611](#)
- [show chassis routing-engine bios \(TX Matrix Router\) on page 611](#)
- [show chassis routing-engine \(TX Matrix Plus Router\) on page 612](#)
- [show chassis routing-engine lcc \(TX Matrix Plus Router\) on page 613](#)
- [show chassis routing-engine bios \(TX Matrix Plus Router\) on page 614](#)
- [show chassis routing-engine \(QFX Series\) on page 614](#)

[show chassis routing-engine \(PTX Series Packet Transport Switch\) on page 614](#)

Output Fields [Table 93 on page 604](#) lists the output fields for the **show chassis routing-engine** command. Output fields are listed in the approximate order in which they appear.

Table 93: show chassis routing-engine Output Fields

Field Name	Field Description
Slot	(Systems with single and multiple Routing Engines) Slot number.
Current state	(Systems with multiple Routing Engines) Current state of the Routing Engine: Master , Backup , or Disabled .
Election priority	(Systems with multiple Routing Engines) Election priority for the Routing Engine: Master or Backup .
Temperature	Temperature of the air flowing past the Routing Engine.
DRAM	Total DRAM available to the Routing Engine's processor.
Memory utilization	Percentage of Routing Engine memory being used.
CPU utilization	Information about the Routing Engine's CPU utilization: <ul style="list-style-type: none"> • User—Percentage of CPU time being used by user processes. • Background—Percentage of CPU time being used by background processes. • Kernel—Percentage of CPU time being used by kernel processes. • Interrupt—Percentage of CPU time being used by interrupts. • Idle—Percentage of CPU time that is idle.
Model	Routing Engine model number.
Serial ID	(Systems with multiple Routing Engines) Identification number of the Routing Engine in this slot.
Start time	Time at which the Routing Engine started running.
Uptime	How long the Routing Engine has been running.

Table 93: show chassis routing-engine Output Fields (*continued*)

Field Name	Field Description
Last reboot reason	Reason for last reboot, including: <ul style="list-style-type: none"> power cycle/failure—Reboot due to the switching off of the power button behind the Routing Engine, not the power button on the chassis. watchdog—Reboot due to a hardware watchdog. reset-button reset—(Not available on the J Series router or EX Series switch) Reboot due to pressing of the reset button on the Routing Engine. power-button hard power off—Reboot due to pressing of the power button. misc hardware reason—Reboot due to miscellaneous hardware reasons. thermal shutdown—Reboot due to the router or switch reaching a critical temperature at which point it is unsafe to continue operations. hard disk failure—Reboot due to a hard disk failure. reset from debugger—Reboot due to reset from the debugger. chassis control reset—Reboot due to a chassis control reset. bios auto recovery reset—Reboot due to a BIOS auto-recovery reset. could not be determined—Reboot due to an undetermined reason. Router rebooted after a normal shutdown—Reboot due to a normal shutdown.
Load averages	Routing Engine load averages for the last 1, 5, and 15 minutes.

Sample Output

```

show chassis routing-engine (M5 Router) user@host> show chassis routing-engine
Routing Engine status:
  Temperature                25 degrees C / 77 degrees F
  DRAM                       768 MB
  Memory utilization         21 percent
  CPU utilization:
    User                     0 percent
    Background               0 percent
    Kernel                   0 percent
    Interrupt                 0 percent
    Idle                     100 percent
  Model                      RE-2.0
  Serial ID                  31000007349bf701
  Start time                 2003-12-04 09:42:17 PST
  Uptime                     26 days, 1 hour, 12 minutes, 27 seconds
  Last reboot reason         Router rebooted after a normal shutdown
  Load averages:            1 minute   5 minute   15 minute
                             0.00       0.01       0.00

show chassis routing-engine (M10 Router) user@host> show chassis routing-engine
Routing Engine status:
  Temperature                25 degrees C / 77 degrees F
  DRAM                       768 MB
  Memory utilization         21 percent
  CPU utilization:
    User                     0 percent
    Background               0 percent
    Kernel                   0 percent
    Interrupt                 0 percent

```

```

Idle 100 percent
Model RE-2.0
Serial ID 31000007349bf701
Start time 2003-12-04 09:42:17 PST
Uptime 26 days, 1 hour, 12 minutes, 27 seconds
Last reboot reason Router rebooted after a normal shutdown
Load averages: 1 minute 5 minute 15 minute
                  0.00      0.01      0.00

show chassis user@host> show chassis routing-engine
routing-engine (M20) Routing Engine status:
Router) Slot 0:
Current state Master
Election priority Master (default)
Temperature 29 degrees C / 84 degrees F
DRAM 768 MB
Memory utilization 20 percent
CPU utilization:
  User 1 percent
  Background 0 percent
  Kernel 2 percent
  Interrupt 0 percent
  Idle 97 percent
Model RE-2.0
Serial ID 58000007348d9a01
Start time 2003-12-30 07:05:47 PST
Uptime 3 hours, 41 minutes, 14 seconds
Last reboot reason Router rebooted after a normal shutdown
Load averages: 1 minute 5 minute 15 minute
                  0.00      0.02      0.00

Routing Engine status:
Slot 1:
Current state Backup
Election priority Backup (default)
Temperature 29 degrees C / 84 degrees F
DRAM 768 MB
Memory utilization 0 percent
CPU utilization:
  User 0 percent
  Background 0 percent
  Kernel 1 percent
  Interrupt 0 percent
  Idle 99 percent
Model RE-2.0
Serial ID d800000734745701
Start time 2003-06-17 16:37:33 PDT
Uptime 195 days, 18 hours, 47 minutes, 9 seconds
Last reboot reason Router rebooted after a normal shutdown

show chassis user@host> show chassis routing-engine
routing-engine (M40) Routing Engine status:
Router) Temperature 25 degrees C / 77 degrees F
DRAM 768 MB
Memory utilization 21 percent
CPU utilization:
  User 0 percent
  Background 0 percent
  Kernel 0 percent
  Interrupt 0 percent
  Idle 100 percent
Model RE-2.0

```

```

Serial ID          31000007349bf701
Start time         2003-12-04 09:42:17 PST
Uptime            26 days, 1 hour, 12 minutes, 27 seconds
Last reboot reason Router rebooted after a normal shutdown
Load averages:    1 minute   5 minute  15 minute
                  0.00       0.01     0.00

```

```

show chassis routing-engine
routing-engine (M120 Router)
user@host> show chassis routing-engine
Routing Engine status:
Slot 0:
  Current state      Master
  Election priority  Master (default)
  Temperature        46 degrees C / 114 degrees F
  CPU temperature    44 degrees C / 111 degrees F
  DRAM               2048 MB
  Memory utilization 18 percent
  CPU utilization:
    User             0 percent
    Background       0 percent
    Kernel           5 percent
    Interrupt        0 percent
    Idle             95 percent
  Model             RE-A-1000
  Serial ID         1000621154
  Start time        2006-10-31 17:10:05 PST
  Uptime            14 minutes, 31 seconds
  Last reboot reason Router rebooted after a normal shutdown
  Load averages:    1 minute   5 minute  15 minute
                    0.02       0.07     0.07

Routing Engine status:
Slot 1:
  Current state      Backup
  Election priority  Backup (default)
  Temperature        45 degrees C / 113 degrees F
  CPU temperature    42 degrees C / 107 degrees F
  DRAM               2048 MB
  Memory utilization 15 percent
  CPU utilization:
    User             0 percent
    Background       0 percent
    Kernel           0 percent
    Interrupt        0 percent
    Idle            100 percent
  Model             RE-A-1000
  Serial ID         1000621151
  Start time        2006-10-31 17:10:04 PST
  Uptime            14 minutes, 30 seconds
  Last reboot reason Router rebooted after a normal shutdown

```

```

show chassis routing-engine
routing-engine (M160 Router)
user@host> show chassis routing-engine
Routing Engine status:
Slot 0:
  Current state      Master
  Election priority  Master (default)
  Temperature        43 degrees C / 109 degrees F
  DRAM               2048 MB
  Memory utilization 11 percent
  CPU utilization:
    User             1 percent
    Background       0 percent
    Kernel           2 percent

```

```

        Interrupt          0 percent
        Idle               97 percent
        Model              RE-3.0
        Serial ID          210865700403
        Start time         2003-12-23 12:25:55 PST
        Uptime             6 days, 22 hours, 33 minutes, 24 seconds
        Last reboot reason Router rebooted after a normal shutdown
        Load averages:    1 minute   5 minute   15 minute
                           0.24      0.13      0.04

```

Routing Engine status:

Slot 1:

```

        Current state      Backup
        Election priority  Backup (default)
        Temperature        40 degrees C / 104 degrees F
        DRAM               2048 MB
        Memory utilization  9 percent
        CPU utilization:
            User            0 percent
            Background      0 percent
            Kernel          0 percent
            Interrupt       0 percent
            Idle            100 percent
        Model              RE-3.0
        Serial ID          210865700332
        Start time         2003-12-23 12:25:55 PST
        Uptime             6 days, 22 hours, 33 minutes, 21 seconds
        Last reboot reason Router rebooted after a normal shutdown

```

```

show chassis routing-engine user@host> show chassis routing-engine
Routing Engine status:
Slot 0:

```

```

        Current state      Backup
        Election priority  Master (default)
        Temperature        40 degrees C / 104 degrees F
        CPU temperature     47 degrees C / 116 degrees F
        DRAM               3584 MB
        Memory utilization  7 percent
        CPU utilization:
            User            0 percent
            Background      0 percent
            Kernel          0 percent
            Interrupt       0 percent
            Idle            100 percent
        Model              RE-S-2000
        Serial ID          1000703522
        Start time         2007-12-19 10:35:40 PST
        Uptime             16 days, 3 hours, 15 minutes, 23 seconds
        Last reboot reason Router rebooted after a normal shutdown

```

```

show chassis routing-engine user@host> show chassis routing-engine
Routing Engine status:
Slot 0:

```

```

        Current state      Master
        Election priority  Master (default)
        Temperature        41 degrees C / 105 degrees F
        CPU temperature     38 degrees C / 100 degrees F
        DRAM               2048 MB
        Memory utilization  13 percent
        CPU utilization:
            User            0 percent
            Background      0 percent

```

```

Kernel                2 percent
Interrupt              0 percent
Idle                  98 percent
Model                 RE-S-1300
Serial ID              1000697044
Start time             2008-01-04 06:46:08 PST
Uptime                 8 hours, 17 minutes, 16 seconds
Last reboot reason     Router rebooted after a normal shutdown

```

```

show chassis routing-engine
routing-engine
(MX960 Router)

```

```

user@host> show chassis routing-engine
Routing Engine status:
Slot 0:
  Current state           Master
  Election priority       Master (default)
  Temperature              37 degrees C / 98 degrees F
  CPU temperature          37 degrees C / 98 degrees F
  DRAM                     2048 MB
  Memory utilization       18 percent
  CPU utilization:
    User                   0 percent
    Background             0 percent
    Kernel                 4 percent
    Interrupt              0 percent
    Idle                   96 percent
  Model                   RE-S-1300
  Serial ID                1000617944
  Start time               2006-10-26 12:37:13 PDT
  Uptime                   6 days, 4 hours, 59 minutes, 40 seconds
  Last reboot reason       Router rebooted after a normal shutdown
  Load averages:          1 minute   5 minute   15 minute
                           0.16       0.08       0.02

```

```

show chassis routing-engine
routing-engine (T4000
router)

```

```

user@host> show chassis routing-engine
Routing Engine status:
Slot 0:
  Current state           Master
  Election priority       Master (default)
  Temperature              33 degrees C / 91 degrees F
  CPU temperature          50 degrees C / 122 degrees F
  DRAM                     8960 MB
  Memory utilization       18 percent
  CPU utilization:
    User                   0 percent
    Background             0 percent
    Kernel                 4 percent
    Interrupt              1 percent
    Idle                   95 percent
  Model                   RE-DUO-1800
  Serial ID                P737F-002248
  Start time               2012-02-09 22:49:53 PST
  Uptime                   2 hours, 21 minutes, 35 seconds
  Last reboot reason       Router rebooted after a normal shutdown.
  Load averages:          1 minute   5 minute   15 minute
                           0.00       0.04       0.00

Routing Engine status:
Slot 1:
  Current state           Backup
  Election priority       Backup (default)
  Temperature              32 degrees C / 89 degrees F
  CPU temperature          46 degrees C / 114 degrees F
  DRAM                     8960 MB

```

```

Memory utilization      24 percent
CPU utilization:
  User                  0 percent
  Background            0 percent
  Kernel                0 percent
  Interrupt             0 percent
  Idle                  99 percent
Model                  RE-DUO-1800
Serial ID               P737F-002653
Start time              2012-02-08 20:12:51 PST
Uptime                  1 day, 4 hours, 58 minutes, 28 seconds
Last reboot reason      Router rebooted after a normal shutdown.

```

**show chassis
routing-engine (TX
Matrix Router)**

```

user@host> show chassis routing-engine
scc-re0:

```

Routing Engine status:

Slot 0:

```

Current state          Master
Election priority      Master (default)
Temperature             34 degrees C / 93 degrees F
CPU temperature        33 degrees C / 91 degrees F
DRAM                   2048 MB
Memory utilization     12 percent
CPU utilization:
  User                  0 percent
  Background            0 percent
  Kernel                2 percent
  Interrupt             0 percent
  Idle                  98 percent
Model                  RE-4.0
Serial ID               P11123900153
Start time              2004-08-05 18:42:05 PDT
Uptime                  9 days, 22 hours, 49 minutes, 50 seconds
Last reboot reason      Router rebooted after a normal shutdown
Load averages:         1 minute   5 minute   15 minute
                        0.00       0.08      0.07

```

1cc0-re0:

Routing Engine status:

Slot 0:

```

Current state          Master
Election priority      Master (default)
Temperature             33 degrees C / 91 degrees F
CPU temperature        30 degrees C / 86 degrees F
DRAM                   2048 MB
Memory utilization     12 percent
CPU utilization:
  User                  0 percent
  Background            0 percent
  Kernel                1 percent
  Interrupt             0 percent
  Idle                  98 percent
Model                  RE-3.0
Serial ID               210865700363
Start time              2004-08-05 18:42:05 PDT
Uptime                  9 days, 22 hours, 48 minutes, 20 seconds
Last reboot reason      Router rebooted after a normal shutdown
Load averages:         1 minute   5 minute   15 minute
                        0.00       0.02      0.00

```



```
lcc2-re0:
```

```
-----
Routing Engine status:
```

```
Slot 0:
```

```

Current state           Master
Election priority       Master (default)
Temperature             34 degrees C / 93 degrees F
CPU temperature         35 degrees C / 95 degrees F
DRAM                   2048 MB
Memory utilization      12 percent
CPU utilization:
  User                  0 percent
  Background            0 percent
  Kernel                2 percent
  Interrupt             0 percent
  Idle                  98 percent
Model                  RE-4.0
Serial ID               P11123900126
Start time              2004-08-05 18:42:05 PDT
Uptime                  9 days, 22 hours, 49 minutes, 4 seconds
Last reboot reason      Router rebooted after a normal shutdown
Load averages:          1 minute   5 minute   15 minute
                        0.01       0.01       0.0
```

```

show chassis
routing-engine lcc (TX
Matrix Router)

```

```
user@host> show chassis routing-engine 0 lcc 0
```

```
lcc0-re0:
```

```
-----
Routing Engine status:
```

```
Slot 0:
```

```

Current state           Master
Election priority       Master (default)
Temperature             33 degrees C / 91 degrees F
CPU temperature         30 degrees C / 86 degrees F
DRAM                   2048 MB
Memory utilization      12 percent
CPU utilization:
  User                  0 percent
  Background            0 percent
  Kernel                1 percent
  Interrupt             0 percent
  Idle                  98 percent
Model                  RE-3.0
Serial ID               210865700363
Start time              2004-08-05 18:42:05 PDT
Uptime                  7 days, 22 hours, 49 minutes, 6 seconds
Last reboot reason      Router rebooted after a normal shutdown
Load averages:          1 minute   5 minute   15 minute
                        0.00       0.00       0.00
```

```

show chassis
routing-engine bios
(TX Matrix Router)

```

```
user@host> show chassis routing-engine bios
```

```
scc-re0:
```

```
-----
Routing Engine BIOS Version: V1.0.0
```

```
lcc0-re0:
```

```
-----
Routing Engine BIOS Version: V1.0.17
```

```
lcc2-re0:
```

**show chassis
routing-engine (TX
Matrix Plus Router)**

Routing Engine BIOS Version: V1.0.0

user@host> show chassis routing-engine
sfc0-re0:

Routing Engine status:

Slot 0:

Current state	Master
Election priority	Master (default)
Temperature	27 degrees C / 80 degrees F
CPU temperature	42 degrees C / 107 degrees F
DRAM	3327 MB
Memory utilization	12 percent
CPU utilization:	
User	0 percent
Background	0 percent
Kernel	2 percent
Interrupt	0 percent
Idle	98 percent
Model	RE-TXP-SFC
Serial ID	737A-1024
Start time	2009-05-11 17:39:49 PDT
Uptime	3 hours, 45 minutes, 25 seconds
Last reboot reason	Router rebooted after a normal shutdown.
Load averages:	1 minute 5 minute 15 minute
	0.00 0.00 0.00

Routing Engine status:

Slot 1:

Current state	Backup
Election priority	Backup (default)
Temperature	29 degrees C / 84 degrees F
CPU temperature	43 degrees C / 109 degrees F
DRAM	3327 MB
Memory utilization	11 percent
CPU utilization:	
User	0 percent
Background	0 percent
Kernel	0 percent
Interrupt	0 percent
Idle	100 percent
Model	RE-TXP-SFC
Serial ID	737A-1024
Start time	2009-05-11 17:08:54 PDT
Uptime	4 hours, 16 minutes, 52 seconds
Last reboot reason	0x1:power cycle/failure

1cc0-re0:

Routing Engine status:

Slot 0:

Current state	Master
Election priority	Master (default)
Temperature	30 degrees C / 86 degrees F
CPU temperature	43 degrees C / 109 degrees F
DRAM	3327 MB
Memory utilization	9 percent
CPU utilization:	
User	0 percent
Background	0 percent
Kernel	2 percent

```

        Interrupt          0 percent
        Idle              98 percent
        Model             RE-TXP-LCC
        Serial ID         737F-1024
        Start time        2009-05-11 17:40:32 PDT
        Uptime            3 hours, 44 minutes, 51 seconds
        Last reboot reason Router rebooted after a normal shutdown.
        Load averages:    1 minute   5 minute   15 minute
                           0.00       0.00       0.00

```

Routing Engine status:

Slot 1:

```

        Current state      Backup
        Election priority  Backup (default)
        Temperature        30 degrees C / 86 degrees F
        CPU temperature     43 degrees C / 109 degrees F
        DRAM               3327 MB
        Memory utilization  9 percent
        CPU utilization:
            User            0 percent
            Background      0 percent
            Kernel          0 percent
            Interrupt       0 percent
            Idle            100 percent
        Model             RE-TXP-LCC
        Serial ID         737F-1024
        Start time        2009-05-06 17:31:32 PDT
        Uptime            5 days, 3 hours, 54 minutes, 19 seconds
        Last reboot reason Router rebooted after a normal shutdown.

```

**show chassis
routing-engine lcc (TX
Matrix Plus Router)**

```

user@host> show chassis routing-engine 0 lcc 0
lcc0-re0:

```

Routing Engine status:

Slot 0:

```

        Current state      Master
        Election priority  Master (default)
        Temperature        30 degrees C / 86 degrees F
        CPU temperature     43 degrees C / 109 degrees F
        DRAM               3327 MB
        Memory utilization  9 percent
        CPU utilization:
            User            0 percent
            Background      0 percent
            Kernel          2 percent
            Interrupt       0 percent
            Idle            98 percent
        Model             RE-TXP-LCC
        Serial ID         737F-1024
        Start time        2009-05-11 17:40:32 PDT
        Uptime            3 hours, 45 minutes, 26 seconds
        Last reboot reason Router rebooted after a normal shutdown.
        Load averages:    1 minute   5 minute   15 minute
                           0.00       0.00       0.00

```

Routing Engine status:

Slot 1:

```

        Current state      Backup
        Election priority  Backup (default)
        Temperature        30 degrees C / 86 degrees F
        CPU temperature     43 degrees C / 109 degrees F
        DRAM               3327 MB
        Memory utilization  9 percent

```

```

CPU utilization:
  User          0 percent
  Background    0 percent
  Kernel        0 percent
  Interrupt     0 percent
  Idle          100 percent
Model          RE-TXP-LCC
Serial ID      737F-1024
Start time     2009-05-06 17:31:32 PDT
Uptime        5 days, 3 hours, 54 minutes, 59 seconds
Last reboot reason Router rebooted after a normal shutdown.

```

**show chassis
routing-engine bios
(TX Matrix Plus
Router)**

```

user@host> show chassis routing-engine bios
sfc0-re0:

```

```

-----
Routing Engine BIOS Version: V0.0.Z

```

```

1cc0-re0:

```

```

-----
Routing Engine BIOS Version: V0.0.N

```

**show chassis
routing-engine (QFX
Series)**

```

user@switch> show chassis routing-engine
Routing Engine status:
Slot 0:
Current state Master
Election priority Master (default)
DRAM 2820 MB
Memory utilization 49 percent
CPU utilization:
User 1 percent
Background 0 percent
Kernel 1 percent
Interrupt 0 percent
Idle 97 percent
Model QFX3500-48S4Q
Serial ID S/N ED3709
Uptime 3 days, 4 hours, 29 minutes, 42 seconds
Last reboot reason 0x200:chassis control reset
Load averages: 1 minute 5 minute 15 minute
0.37 0.26 0.19

```

**show chassis
routing-engine (PTX
Series Packet
Transport Switch)**

```

user@switch> show chassis routing-engine
Routing Engine status:
Slot 0:
  Current state      Master
  Election priority  Master (default)
  Temperature        60 degrees C / 140 degrees F
  CPU temperature    76 degrees C / 168 degrees F
  DRAM               17152 MB
  Memory utilization 11 percent
  CPU utilization:
    User             0 percent
    Background       0 percent
    Kernel           4 percent
    Interrupt        0 percent
    Idle             95 percent
  Model              RE-DUO-2600
  Serial ID          P737A-002231
  Start time         2011-12-21 16:54:37 PST
  Uptime             25 minutes, 44 seconds

```

Last reboot reason	Router rebooted after a normal shutdown.
Load averages:	1 minute 5 minute 15 minute
	0.01 0.02 0.06
Routing Engine status:	
Slot 1:	
Current state	Backup
Election priority	Backup (default)
Temperature	50 degrees C / 122 degrees F
CPU temperature	64 degrees C / 147 degrees F
DRAM	17152 MB
Memory utilization	10 percent
CPU utilization:	
User	0 percent
Background	0 percent
Kernel	0 percent
Interrupt	0 percent
Idle	99 percent
Model	RE-DUO-2600
Serial ID	P737A-002438
Start time	2011-12-21 16:52:26 PST
Uptime	27 minutes, 49 seconds
Last reboot reason	Router rebooted after a normal shutdown.

show chassis scb

Syntax	show chassis scb
Release Information	Command introduced before Junos OS Release 7.4.
Description	(M40 router only) Display System Control Board (SCB) status information.
Options	This command has no options.
Required Privilege Level	view
Related Documentation	<ul style="list-style-type: none"> Checklist for Monitoring the SCB
List of Sample Output	show chassis scb on page 617
Output Fields	Table 94 on page 616 lists the output fields for the show chassis scb command. Output fields are listed in the approximate order in which they appear.

Table 94: show chassis scb Output Fields

Field Name	Field Description
Temperature	Temperature of the air passing by the SCB, in degrees Celsius.
CPU utilization	Total percentage of CPU being used by the SCB's processor.
Interrupt utilization	Of the total CPU being used by the SCB's processor, the percentage being used for interrupts.
Heap utilization	Percentage of heap space being used by the SCB's processor.
Buffer utilization	Percentage of buffer space being used by the SCB's processor.
DRAM	Total DRAM available to the SCB's processor.
Start time	Time when the SCB started running.
Uptime	How long the SCB has been running.
Internet Processor memory	Information about the memory of the Internet Processor ASIC on the SCB: <ul style="list-style-type: none"> IP routes—Number of IP routes known to the Internet Processor. MPLS routes—Number of MPLS routes known to the Internet Processor. SRAM banks enabled—Which SRAM banks are enabled. SRAM size—Size of SCB SRAM, in bytes. SRAM used—Amount of SRAM used, in bytes. SRAM utilization—Percentage of SRAM used.

Sample Output

```
show chassis scb user@host> show chassis scb
SCB status:
  Temperature:          30 Centigrade
  CPU utilization:      5 percent
  Interrupt utilization: 0 percent
  Heap utilization:     0 percent
  Buffer utilization:    2 percent
  DRAM:                 64 Mbytes
  Start time:           1998-10-28 18:35:46 UTC
  Uptime:               6 minutes, 16 seconds
Internet Processor memory:
  IP routes:            16
  MPLS routes:          1
  SRAM banks enabled:   [ 1 1 1 1 ]
  SRAM size:            4 Mbytes
  SRAM used:            256 bytes
  SRAM utilization:     0 percent
```

show chassis sfm

Syntax	<code>show chassis sfm</code> <code><detail <sfm-slot>></code>
Release Information	Command introduced before Junos OS Release 7.4.
Description	(M40e and M160 routers only) Display Switching and Forwarding Module (SFM) status information.
Options	<p>none—Display standard status information about all SFMs.</p> <p>detail—(Optional) Display detailed SFM status information.</p> <p>sfm-slot—(Optional) Display status information about the SFM in the specified slot only. For the M40e router, replace sfm-slot with 0 or 1. For the M160 router, replace sfm-slot with a value from 0 through 3.</p>
Required Privilege Level	view
Related Documentation	<ul style="list-style-type: none"> • request chassis sfm on page 201 • request chassis sfm master switch on page 202 • Switching the Global Master and Backup Roles in a Virtual Chassis Configuration
List of Sample Output	show chassis sfm (M160 Router) on page 619 show chassis sfm detail (M40e Router) on page 619 show chassis sfm detail (M160 Router) on page 620
Output Fields	Table 95 on page 618 lists the output fields for the show chassis sfm command. Output fields are listed in the approximate order in which they appear.

Table 95: show chassis sfm Output Fields

Field Name	Field Description	Level of Output
Slot	Slot number.	All levels
State	Status of the SFM. State can be any of the following: <ul style="list-style-type: none"> • Online—SFM is online and running. • Online-Standby (M40e router only)—SFM is online, operating as Standby. • Offline—SFM is powered down. • Empty—No SFM is present. 	All levels
Reason	If the status is Offline , reason for this state.	All levels
Temp	Temperature of air passing by the SFM, in degrees Celsius.	none specified
CPU Utilization (%)	Information about CPU usage.	none specified

Table 95: show chassis sfm Output Fields (*continued*)

Field Name	Field Description	Level of Output
Total	Total percentage of the CPU being used by the SFM's processor.	All levels
Interrupt	Of the total CPU being used by the SFM's processor, the percentage being used for interrupts.	All levels
Memory Utilization	Information about memory usage.	none specified
DRAM	Total DRAM available to the SFM's processor, in megabytes (MB).	All levels
Heap	Percentage of heap space (dynamic memory) being used by the SFM's processor. If this number exceeds 80 percent, it might indicate a software problem (memory leak).	All levels
Buffer	Percentage of buffer space being used by the SFM's processor for buffering internal messages.	All levels
SPP Temperature	Temperature of air passing by the Switch Plane Processor card, in degrees Celsius and Fahrenheit	detail
SPR Temperature	Temperature of air passing by the Switch Plane Router card, in degrees Celsius and Fahrenheit.	detail
Total CPU DRAM	Total amount of CPU DRAM being used by the SFM's processor.	detail
Total SSRAM	Total amount of SSRAM being used by the SFM's processor.	detail
Internet processor II	(M160 router only) Processor type.	detail
Start time	Time this SFM became active.	detail
Uptime	How long the SFM has been up and running.	detail
Packet scheduling mode	(M160 router only) Enabled or disabled.	detail

Sample Output

```
show chassis sfm user@host> show chassis sfm
(M160 Router)   Sfm status:
```

Slot	State	Temp (C)	CPU Utilization (%)		Memory	Utilization (%)	
			Total	Interrupt	DRAM (MB)	Heap	Buffer
0	Online	39	0	0	64	0	6
1	Online	43	0	0	64	0	6
2	Empty	0	0	0	0	0	0
3	Empty	0	0	0	0	0	0

```
show chassis sfm user@host> show chassis sfm detail
detail (M40e Router)
```

```
Slot 0 information:
  State                Offline
  Reason:              - power configured off
Slot 1 information:
  State                Present
  SPP temperature      0 degrees C / 32 degrees F
  SPR temperature      0 degrees C / 32 degrees F
  Total CPU DRAM       0 MB
  Total SSRAM          0 MB

show chassis sfm      user@host> show chassis sfm detail
detail (M160 Router) Slot 0 information:
  State                Online
  SPP temperature      37 degrees C / 98 degrees F
  SPR temperature      39 degrees C / 102 degrees F
  Total CPU DRAM       64 MB
  Total SSRAM          8 MB
  Internet Processor II Version 1, Foundry IBM, Part number 9
  Start time:          2004-08-17 09:23:08 PDT
  Uptime:              72 days, 1 hour, 15 minutes, 57 seconds
Slot 1 information:
  State                Online
  SPP temperature      36 degrees C / 96 degrees F
  SPR temperature      37 degrees C / 98 degrees F
  Total CPU DRAM       64 MB
  Total SSRAM          8 MB
  Internet Processor II Version 1, Foundry IBM, Part number 9
  Start time:          2004-08-17 09:23:08 PDT
  Uptime:              72 days, 1 hour, 15 minutes, 57 seconds
Slot 2 information:
....
Packet scheduling mode : Disabled
```

show chassis sibs

Syntax	show chassis sibs
Syntax (TX Matrix Router)	show chassis sibs <lcc <i>number</i> scc>
Syntax (TX Matrix Plus Router)	show chassis sibs <lcc <i>number</i> sfc <i>number</i> >
Syntax (PTX Series Packet Transport Switches)	show chassis sibs <detail> <slot>
Release Information	<p>Command introduced before Junos OS Release 7.4.</p> <p>Command introduced in Junos OS Release 12.1 for the PTX Series Packet Transport Switches.</p> <p>sfc option introduced for the TX Matrix Plus router in Junos OS Release 9.6.</p> <p>detail and sib-slot options introduced for the PTX Packet Transport Switch in Junos OS Release 12.1</p>
Description	(M320 and T Series routers only) Display Switch Interface Boards (SIBs) status information.
Options	<p>none—(TX Matrix and TX Matrix Plus routers only) On a TX Matrix router, display the SIB status for the TX Matrix router and its attached T640 routers. On a TX Matrix Plus router, display the SIB status for the TX Matrix Plus router and its attached T1600 routers.</p> <p>detail—(PTX Series) (Optional) Display detailed SIB status information.</p> <p>lcc <i>number</i>—(TX Matrix and TX Matrix Plus router only) (Optional) On a TX Matrix router, display SIB status information for a specified T640 router (or line-card chassis) that is connected to the TX Matrix router. On a TX Matrix Plus router, display SIB status information for a specified T1600 router that is connected to the TX Matrix Plus router. Replace <i>number</i> with a value from 0 through 3.</p> <p>scc—(TX Matrix routers only) (Optional) Display SIB status information for the TX Matrix router (or switch-card chassis).</p> <p>sfc <i>number</i>—(TX Matrix Plus routers only) (Optional) Display SIB status information for the TX Matrix Plus router (or switch-fabric chassis). Replace <i>number</i> with 0.</p> <p>slot—(PTX Series) (Optional) Display status information about the SIB in the specified slot only. The range of values is 0 through 8.</p>
Required Privilege Level	view

- Related Documentation**
- [request chassis sib on page 203](#)
 - [show chassis spmb sibs on page 636](#)
 - [show chassis environment sib on page 334](#)
 - Monitoring the SIBs
 - M320 SIB Description

- List of Sample Output**
- [show chassis sibs \(T640 Router\) on page 624](#)
 - [show chassis sibs \(T4000 Router\) on page 624](#)
 - [show chassis sibs \(TX Matrix Router\) on page 625](#)
 - [show chassis sibs \(T1600 Router\) on page 625](#)
 - [show chassis sibs \(TX Matrix Plus Router\) on page 625](#)
 - [show chassis sibs sfc \(TX Matrix Plus Router\) on page 626](#)
 - [show chassis sibs lcc \(TX Matrix Plus Router\) on page 627](#)
 - [show chassis sibs \(M320 Router\) on page 627](#)
 - [show chassis sibs \(PTX Series\) on page 627](#)
 - [show chassis sibs \(PTX Series\) on page 627](#)

- Output Fields** Table 96 on page 622 lists the output fields for the **show chassis sibs** command. Output fields are listed in the approximate order in which they appear.

Table 96: show chassis sibs Output Fields

Field Name	Field Description
Slot	SIB slot number.
Type	(TX Matrix Plus router only) SIB type.
Uptime	How long the SIB has been up and running.
State	<p>SIB status:</p> <ul style="list-style-type: none"> • Activating—SIB is coming online; this is a transitional state. • Deactivating—SIB is going offline; this is a transitional state. • Connected—SIBs on a T1600 router are connected and trained but are either not online or are spare, because the plane on the TX Matrix Plus router (or switch-fabric chassis) is still offline. • Disconnected—SIBs on all T640 routers on the TX Matrix router (or switch-card chassis) are in the Disconnected state, because a SIB on the SCC has gone offline. Likewise, SIBs on all T1600 routers on the TX Matrix Plus router (or switch-fabric chassis) are in the Disconnected state, because a SIB on the SFC has gone offline. • Online—SIB is operational and running. • Offline—SIB is powered down. <p>NOTE: If a SIB transitions to the Offline state, the command displays an appropriate reason in the output. For instance, if the SIB is taken offline using the request chassis sib command, the show chassis sibs command displays --- Offlined by cli command --- in the output.</p>

Table 96: show chassis sibs Output Fields (*continued*)

Field Name	Field Description
	<ul style="list-style-type: none"> • Spare—SIB is redundant and will move to active state if one of the working SIBs fails to pass traffic. <p>NOTE: Spare does not apply to PTX Series Packet Transport Switches, as there are no spare SIBs.</p> <ul style="list-style-type: none"> • Empty—No SIB is present. • Fault—SIB is in an alarmed state in which the SIB's plane is not operational for one of the following reasons: <ul style="list-style-type: none"> • Onboard fabric ASIC is not operational. • Fiber-optic connector faults. • FPC connector faults. • SIB midplane connector faults. • Check—SIB is in an alarmed state due to link errors or destination errors. A SIB can transition to the Check state from the online or spare state. The Check state can be caused by the following reasons: <ul style="list-style-type: none"> • Unsupported FPC installed on a router. • SIB not inserted properly (such as bent pins). • Destination errors are detected on the SIB. In this case, the Packet Forwarding Engine stops using the SIB to send traffic to the affected destination Packet Forwarding Engine. When a Packet Forwarding Engine cannot be reached on that plane or SIB, a destination error is reported against that SIB. <p>NOTE: For SIBs in the Check state, the output displays some additional information:</p> <ul style="list-style-type: none"> • In Junos OS Release 9.6 and later, the Check state message shows the number of Packet Forwarding Engines in the plane having destination errors. For example, Check (10 destination errors) indicates 10 Packet Forwarding Engines cannot be reached on that particular SIB. If there are no destination errors, and if the SIB transitions to the Check state because of link errors only, the Check state message shows Check (0 destination errors). • In Junos OS Release 9.5 and earlier, the Check state message shows Check (destination errors) if there are Packet Forwarding Engines with destination errors in this plane. However, it does not show the number of Packet Forwarding Engines having destination errors. If there are no destination errors and if the SIB transitions to the Check state because of link errors only, the Check state message shows Check (no destination errors). <p>If the SIB is in a Check state, because of destination errors, the CLI displays an additional line in the output, use "show chassis fabric fpcs" and "show chassis fabric sibs" for more details.</p> <ul style="list-style-type: none"> • Link errors are detected on the channel between the SIB and a Packet Forwarding Engine. Link errors can be detected at initialization time or runtime: <ul style="list-style-type: none"> • Link errors caused by a link training failure at initialization time—The Packet Forwarding Engine does not use the SIB to send traffic. The show chassis fabric fpcs command shows Plane disabled as status for this link.

Table 96: show chassis sibs Output Fields (*continued*)

Field Name	Field Description
	<ul style="list-style-type: none"> Link errors caused by CRC errors detected at runtime—The Packet Forwarding Engine continues to use the SIB to send traffic. The show chassis fabric fpcs command shows Link error as the status for this link. <p>NOTE: The Check state does not apply to PTX Series Packet Transport Switches.</p> <ul style="list-style-type: none"> SFC Error—If an F13 SIB on the TX Matrix Plus router (SFC) transitions to the Fault state (for instance, because of link errors), and then if an LCC SIB (connected to the F13 SIB) comes online, the LCC SIB transitions to the SFC Error state. This state indicates that the F13 SIB to which the LCC SIB is connected has errors. <p>NOTE: The Connected, Disconnected, and SFC Error states are only applicable to the SIBs on an LCC.</p> <ul style="list-style-type: none"> Invalid—The specific SIB slot is not valid for 4-LCC chassis configuration. See the <i>TX Matrix Plus Hardware Guide</i> for more information about the supported SIB slots. <p>NOTE: The Invalid state is applicable to TX Matrix Plus routers only.</p>
Fabric links	<p>Indicates status of fabric links on the SIB.</p> <ul style="list-style-type: none"> Active—All Fabric links on SIB are active. Errors detected on the SIB's Fabric links, if any, are reported in the Errors column. Unused—All Fabric links on the SIB are not used for fabric traffic.
Errors	<p>Indicates if there is any error on the SIB.</p> <ul style="list-style-type: none"> None—No errors Link Errors—Fabric link errors were found on SIB RX link. Cell drops—Fabric cell drops were found on the SIB ASIC. Link Errors, Cell drops—Both Link errors and cell drops were detected on at least one of the SIB's Fabric links.

Sample Output

```

show chassis sibs (T640 Router) user@host> show chassis sibs
Slot State Uptime
0 Empty
1 Offline --- Offlined by cli command ---
2 Check (21 destination errors) 1 day, 1 hour, 32 minutes, 55 seconds
3 Check (0 destination errors) 1 day, 1 hour, 32 minutes, 45 seconds
4 Empty

use "show chassis fabric fpcs" and "show chassis fabric sibs" for more details

show chassis sibs (T4000 Router) user@host> show chassis sibs
Slot State Uptime
0 Spare
1 Online 3 hours, 48 minutes, 38 seconds

```

```

2    Online          3 hours, 48 minutes, 22 seconds
3    Online          3 hours, 48 minutes, 5 seconds
4    Online          3 hours, 47 minutes, 49 seconds

```

show chassis sibs (TX Matrix Router)

```

user@host> show chassis sibs
scc-re0:
-----
Slot  State          Uptime
0     Empty
1     Empty
2     Offline        --- Offlined by cli command ---
3     Offline
4     Online          7 days, 21 hours, 50 minutes, 4 seconds
lcc0-re0:
-----
Slot  State          Uptime
0     Offline        --- Offlined by cli command ---
1     Empty
2     Check (21 destination errors)  1 day, 1 hour, 32 minutes, 55 seconds
3     Check (0 destination errors)   1 day, 1 hour, 32 minutes, 45 seconds
4     Empty

```

use "show chassis fabric fpcs" and "show chassis fabric sibs" for more details

show chassis sibs (T1600 Router)

```

user@host> show chassis sibs
Slot
Slot  State          Uptime
0     Check (destination errors)  2 hours, 23 minutes, 2 seconds
1     Offline        --- Offlined by cli command ---
2     Check (destination errors)  2 hours, 23 minutes, 3 seconds
3     Check (destination errors)  2 hours, 23 minutes, 3 seconds
4     Check (destination errors)  2 hours, 23 minutes, 3 seconds

```

use "show chassis fabric fpcs" and "show chassis fabric sibs" for more details

show chassis sibs (TX Matrix Plus Router)

```

user@host> show chassis sibs
sfc0-re0:
-----
Slot  State          Type          Uptime
0     Offline        SIB F13      --- Offlined by cli command ---
1     Online          SIB F13      4 hours, 1 minute, 39 seconds
2     Invalid
3     Empty
4     Empty
5     Invalid
6     Empty
7     Empty
8     Empty
9     Empty
10    Invalid
11    Empty
12    Empty
13    Invalid
14    Invalid
15    Invalid
0/0   Online          SIB F2S      4 hours, 2 minutes, 17 seconds
0/2   Online          SIB F2S      4 hours, 2 minutes, 15 seconds
0/4   Online          SIB F2S      4 hours, 2 minutes, 14 seconds
0/6   Online          SIB F2S      4 hours, 2 minutes, 13 seconds

```

1/0	Online	SIB F2S	4 hours, 2 minutes, 25 seconds
1/2	Online	SIB F2S	4 hours, 2 minutes, 24 seconds
1/4	Online	SIB F2S	4 hours, 2 minutes, 23 seconds
1/6	Online	SIB F2S	4 hours, 2 minutes, 22 seconds
2/0	Online	SIB F2S	4 hours, 2 minutes, 20 seconds
2/2	Online	SIB F2S	4 hours, 2 minutes, 19 seconds
2/4	Online	SIB F2S	4 hours, 2 minutes, 18 seconds
2/6	Empty		
3/0	Empty		
3/2	Empty		
3/4	Empty		
3/6	Empty		
4/0	Empty		
4/2	Empty		
4/4	Empty		
4/6	Empty		

lcc0-re0:

Slot	State	Uptime
0	Check (destination errors)	2 hours, 23 minutes, 2 seconds
1	Offline	--- Offlined by cli command ---
2	Check (destination errors)	2 hours, 23 minutes, 3 seconds
3	Check (destination errors)	2 hours, 23 minutes, 3 seconds
4	Check (destination errors)	2 hours, 23 minutes, 3 seconds

use "show chassis fabric fpcs" and "show chassis fabric sibs" for more details

show chassis sibs sfc
(TX Matrix Plus
Router)

user@host> show chassis sibs sfc 0
sfc0-re0:

Slot	State	Type	Uptime
0	Online	SIB F13	4 hours, 15 minutes, 29 seconds
1	Offline		--- Offlined by cli command ---
2	Invalid		
3	Empty		
4	Empty		
5	Invalid		
6	Empty		
7	Empty		
8	Empty		
9	Empty		
10	Invalid		
11	Empty		
12	Empty		
13	Invalid		
14	Invalid		
15	Invalid		
0/0	Online	SIB F2S	4 hours, 15 minutes, 50 seconds
0/2	Online	SIB F2S	4 hours, 15 minutes, 48 seconds
0/4	Online	SIB F2S	4 hours, 15 minutes, 47 seconds
0/6	Online	SIB F2S	4 hours, 15 minutes, 46 seconds
1/0	Online	SIB F2S	4 hours, 15 minutes, 58 seconds
1/2	Online	SIB F2S	4 hours, 15 minutes, 57 seconds
1/4	Online	SIB F2S	4 hours, 15 minutes, 56 seconds
1/6	Online	SIB F2S	4 hours, 15 minutes, 55 seconds
2/0	Online	SIB F2S	4 hours, 15 minutes, 53 seconds
2/2	Online	SIB F2S	4 hours, 15 minutes, 52 seconds
2/4	Online	SIB F2S	4 hours, 15 minutes, 51 seconds
2/6	Empty		
3/0	Empty		


```

3/2 Empty
3/4 Empty
3/6 Empty
4/0 Empty
4/2 Empty
4/4 Empty
4/6 Empty

```

show chassis sibs lcc user@host> **show chassis sibs lcc 0**
(TX Matrix Plus lcc0-re0:
Router)

```

-----
Slot State          Uptime
0     SFC error      3 seconds
1     Offline        --- Offlined by cli command ---
2     Empty
3     Online          1 hour, 18 minutes, 18 seconds
4     Online          1 hour, 18 minutes, 3 seconds

```

show chassis sibs user@host> **show chassis sibs**
(M320 Router)

```

0     Online          1 hour, 18 minutes, 3 seconds
1     Offline        --- Offlined by cli command ---
2     Online          1 hour, 18 minutes, 18 seconds
3     Online          1 hour, 18 minutes, 3 seconds

```

show chassis sibs user@host> **show chassis sibs**
(PTX Series)

```

Slot State      Fabric links    Errors
0     Online     Active           None
1     Online     Active           Link Errors
2     Online     Active           None
3     Online     Active           Cell drops
4     Offline    Unused           None
5     Online     Active           None
6     Online     Active           None
7     Online     Active           None
8     Online     Active           None

```

show chassis sibs user@host> **show chassis sibs detail**
(PTX Series) Slot 4 information

```

State          Offline
Reason         Offlined by cli command
Fabric links    Unused
Errors          None

```

show chassis spmb

Syntax	show chassis spmb
Syntax (T4000 Routers)	show chassis spmb <sibs>
Syntax (TX Matrix Routers)	show chassis spmb <sibs> <lcc <i>number</i> scc>
Syntax (TX Matrix Plus Routers)	show chassis spmb <sibs> <lcc <i>number</i> sfc <i>number</i> >
Release Information	Command introduced before Junos OS Release 7.4. sibs option introduced for the T1600 and TX Matrix Plus routers in Junos OS Release 9.6.
Description	(T Series routers only) Display Switch Processor Mezzanine Board (SPMB) status information.
Options	<p>none—(TX Matrix and TX Matrix Plus routers only) On a TX Matrix router, display SPMB status for the TX Matrix router and its attached T640 routers. On a TX Matrix Plus router, display SPMB status for the TX Matrix Plus router and its attached T1600 routers.</p> <p>lcc <i>number</i>—(TX Matrix and TX Matrix Plus routers only) (Optional) On a TX Matrix router, display information about the SPMB on a specified T640 router (or line-card chassis) that is connected to the TX Matrix router. On a TX Matrix Plus router, display information about the SPMB on a specified T1600 router (or line-card chassis) that is connected to the TX Matrix Plus router. Replace <i>number</i> with a value from 0 through 3.</p> <p>scc—(TX Matrix routers only) (Optional) Display information about the SPMB on the TX Matrix router (or switch-card chassis).</p> <p>sfc <i>number</i>—(TX Matrix Plus routers only) (Optional) Display information about the SPMB on the TX Matrix Plus router (or switch-fabric chassis). Replace <i>number</i> with 0.</p> <p>sibs—(TX Matrix and TX Matrix Plus routers only) (Optional) Display information about the SIBS on the TX Matrix router (or switch-card chassis) or TX Matrix Plus routers (or switch-fabric chassis). The sibs option has the following sub-options:</p> <p>lcc <i>number</i> (TX Matrix and TX Matrix Plus routers only) (Optional) On a TX Matrix router, display information about the SIBs on a specified T640 router (or line-card chassis) that is connected to the TX Matrix router. On a TX Matrix Plus router, display information about the SIBS on a specified T1600 router (or line-card chassis) that is connected to the TX Matrix Plus router. Replace <i>number</i> with a value from 0 through 3.</p>

scc number—(TX Matrix routers only) (Optional) Display information about the SIBs on the TX Matrix router (or switch-card chassis). Replace **number** with **0**.

sfc number—(TX Matrix Plus routers only) (Optional) Display information about the SIBs on the TX Matrix Plus router (or switch-fabric chassis). Replace **number** with **0**.

Required Privilege Level view

Related Documentation

- [request chassis sib on page 203](#)
- [show chassis spmb sibs on page 636](#)

List of Sample Output

- [show chassis spmb on page 630](#)
- [show chassis spmb \(T4000 Router\) on page 630](#)
- [show chassis spmb lcc \(TX Matrix Router\) on page 630](#)
- [show chassis spmb scc \(TX Matrix Router\) on page 630](#)
- [show chassis spmb \(T1600 Router\) on page 631](#)
- [show chassis spmb sibs \(T1600 Router\) on page 631](#)
- [show chassis spmb \(TX Matrix Plus Router\) on page 631](#)
- [show chassis spmb lcc \(TX Matrix Plus Router\) on page 633](#)
- [show chassis spmb scc \(TX Matrix Plus Router\) on page 633](#)
- [show chassis spmb sibs \(TX Matrix Plus Router\) on page 633](#)

Output Fields [Table 97 on page 629](#) lists the output fields for the **show chassis spmb** command. Output fields are listed in the approximate order in which they appear.

Table 97: show chassis spmb Output Fields

Field Name	Field Description
Slot	SPMB slot number: 0 or 1.
State	SPMB status: <ul style="list-style-type: none"> • Online—SPMB is operational and running. • Offline—SPMB is powered down.
Total CPU Utilization (%)	Total percentage of CPU being used by the SPMB processor.
Interrupt CPU Utilization (%)	Of the total CPU being used by the SPMB processor, the percentage being used for interrupts.
Memory Heap Utilization (%)	Percentage of heap space (dynamic memory) being used by the FPC processor. If this number exceeds 80 percent, there may be a software problem (memory leak).
Buffer Utilization (%)	Percentage of buffer space being used by the SPMB processor for buffering internal messages.
Start time	Time at which the SPMB last came online.

Table 97: show chassis spmb Output Fields (*continued*)

Field Name	Field Description
Uptime	How long the SPMB has been up and running.

Sample Output

```

show chassis spmb  user@host> show chassis spmb
Slot 0 information:
  State                Online
  Total CPU Utilization 1%
  Interrupt CPU Utilization 0%
  Memory Heap Utilization 0%
  Buffer Utilization    40%
  Start time:          2001-08-27 14:05:04 PDT
  Uptime:              46 minutes, 36 seconds

```

```

show chassis spmb  user@host> show chassis spmb
(T4000 Router)
Slot 0 information:
  State                Online
  Total CPU Utilization 18%
  Interrupt CPU Utilization 0%
  Memory Heap Utilization 0%
  Buffer Utilization    22%
  Start time:          2012-02-09 22:51:09 PST
  Uptime:              2 hours, 25 minutes, 45 seconds
Slot 1 information:
  State                Online - Standby
  Total CPU Utilization 0%
  Interrupt CPU Utilization 0%
  Memory Heap Utilization 0%
  Buffer Utilization    22%
  Start time:          2012-02-09 22:51:10 PST
  Uptime:              2 hours, 25 minutes, 44 seconds

```

```

show chassis spmb lcc user@host> show chassis spmb lcc 0
(TX Matrix Router)  lcc0-re0:
-----
Slot 0 information:
  State                Online
  Total CPU Utilization 0%
  Interrupt CPU Utilization 0%
  Memory Heap Utilization 0%
  Buffer Utilization    42%
  Start time:          2004-08-05 18:43:38 PDT
  Uptime:              8 days, 55 minutes, 52 seconds

```

```

show chassis spmb scc user@host> show chassis spmb scc
(TX Matrix Router)  scc-re0:
-----
Slot 0 information:
  State                Online
  Total CPU Utilization 1%
  Interrupt CPU Utilization 0%
  Memory Heap Utilization 0%
  Buffer Utilization    42%

```

```

Start time:                2004-08-05 18:43:37 PDT
Uptime:                    8 days, 1 hour, 6 minutes, 51 seconds

show chassis spmb          user@host> show chassis spmb
(T1600 Router)            Slot 0 information:
                          State                Online
                          Total CPU Utilization 2%
                          Interrupt CPU Utilization 0%
                          Memory Heap Utilization 0%
                          Buffer Utilization 24%
                          Start time:          2009-05-07 22:34:03 PDT
                          Uptime:              3 days, 4 hours, 14 minutes, 33 seconds
                          Slot 1 information:
                          State                Online - Standby
                          Total CPU Utilization 0%
                          Interrupt CPU Utilization 0%
                          Memory Heap Utilization 0%
                          Buffer Utilization 24%
                          Start time:          2009-05-07 22:34:02 PDT
                          Uptime:              3 days, 4 hours, 14 minutes, 34 seconds

```

```

show chassis spmb          user@host> show chassis spmb sibs
sibs (T1600 Router)       Slot  State                Uptime
                          0    Check                3 days, 4 hours, 11 minutes, 59 seconds
                          1    Disconnected         3 days, 4 hours, 12 minutes, 36 seconds
                          2    Disconnected         3 days, 4 hours, 12 minutes, 26 seconds
                          3    Disconnected         3 days, 4 hours, 12 minutes, 17 seconds
                          4    Disconnected         3 days, 4 hours, 12 minutes, 8 seconds

```

```

show chassis spmb          user@host> show chassis spmb
(TX Matrix Plus           sfc0-re0:
Router)                   -----
                          Slot 0 information:
                          State                Online
                          Total CPU Utilization 84%
                          Interrupt CPU Utilization 0%
                          Memory Heap Utilization 0%
                          Buffer Utilization 24%
                          Start time:          2009-05-11 01:25:20 PDT
                          Uptime:              46 minutes, 6 seconds
                          Slot 1 information:
                          State                Online - Standby
                          Total CPU Utilization 0%
                          Interrupt CPU Utilization 0%
                          Memory Heap Utilization 0%
                          Buffer Utilization 24%
                          Start time:          2009-05-11 01:25:20 PDT
                          Uptime:              46 minutes, 6 seconds

                          lcc0-re1:
                          -----
                          Slot 0 information:
                          State                Online - Standby
                          Total CPU Utilization 0%
                          Interrupt CPU Utilization 0%
                          Memory Heap Utilization 0%
                          Buffer Utilization 24%
                          Start time:          2009-05-11 01:25:09 PDT
                          Uptime:              46 minutes, 24 seconds
                          Slot 1 information:

```

State	Online
Total CPU Utilization	5%
Interrupt CPU Utilization	0%
Memory Heap Utilization	0%
Buffer Utilization	24%
Start time:	2009-05-11 01:25:08 PDT
Uptime:	46 minutes, 25 seconds

lcc1-re1:

Slot 0 information:

State	Online - Standby
Total CPU Utilization	1%
Interrupt CPU Utilization	0%
Memory Heap Utilization	0%
Buffer Utilization	24%
Start time:	2009-05-11 01:25:09 PDT
Uptime:	46 minutes, 24 seconds

Slot 1 information:

State	Online
Total CPU Utilization	5%
Interrupt CPU Utilization	0%
Memory Heap Utilization	0%
Buffer Utilization	24%
Start time:	2009-05-11 01:25:10 PDT
Uptime:	46 minutes, 23 seconds

lcc2-re1:

Slot 0 information:

State	Online - Standby
Total CPU Utilization	0%
Interrupt CPU Utilization	0%
Memory Heap Utilization	0%
Buffer Utilization	24%
Start time:	2009-05-11 01:25:08 PDT
Uptime:	46 minutes, 25 seconds

Slot 1 information:

State	Online
Total CPU Utilization	5%
Interrupt CPU Utilization	0%
Memory Heap Utilization	0%
Buffer Utilization	24%
Start time:	2009-05-11 01:25:10 PDT
Uptime:	46 minutes, 23 seconds

lcc3-re1:

Slot 0 information:

State	Online - Standby
Total CPU Utilization	1%
Interrupt CPU Utilization	0%
Memory Heap Utilization	0%
Buffer Utilization	24%
Start time:	2009-05-11 01:25:10 PDT
Uptime:	46 minutes, 23 seconds

Slot 1 information:

State	Online
Total CPU Utilization	5%
Interrupt CPU Utilization	0%
Memory Heap Utilization	0%

```

Buffer Utilization          24%
Start time:                 2009-05-11 01:25:09 PDT
Uptime:                     46 minutes, 24 seconds

show chassis spmb lcc      user@host> show chassis spmb lcc 2
(TX Matrix Plus          lcc2-re1:
Router)
-----
Slot 0 information:
  State                      Online - Standby
  Total CPU Utilization      0%
  Interrupt CPU Utilization  0%
  Memory Heap Utilization    0%
  Buffer Utilization         24%
  Start time:                2009-05-11 01:25:08 PDT
  Uptime:                    45 minutes, 18 seconds
Slot 1 information:
  State                      Online
  Total CPU Utilization      6%
  Interrupt CPU Utilization  0%
  Memory Heap Utilization    0%
  Buffer Utilization         24%
  Start time:                2009-05-11 01:25:10 PDT
  Uptime:                    45 minutes, 16 seconds

show chassis spmb scc     user@host> show chassis spmb sfc 0
(TX Matrix Plus          sfc0-re0:
Router)
-----
Slot 0 information:
  State                      Online
  Total CPU Utilization      87%
  Interrupt CPU Utilization  0%
  Memory Heap Utilization    0%
  Buffer Utilization         24%
  Start time:                2009-05-11 01:25:20 PDT
  Uptime:                    43 minutes, 32 seconds
Slot 1 information:
  State                      Online - Standby
  Total CPU Utilization      0%
  Interrupt CPU Utilization  0%
  Memory Heap Utilization    0%
  Buffer Utilization         24%
  Start time:                2009-05-11 01:25:20 PDT
  Uptime:                    43 minutes, 32 seconds

show chassis spmb         user@host> show chassis spmb sibs
sibs (TX Matrix Plus     sfc0-re0:
Router)
-----
Slot  State          Type          Uptime
0    Online          SIB F13      1 hour, 18 minutes, 54 seconds
1    Online          SIB F13      1 hour, 18 minutes, 45 seconds
2    Invalid
3    Online          SIB F13      1 hour, 20 minutes, 21 seconds
4    Online          SIB F13      1 hour, 20 minutes, 18 seconds
5    Invalid
6    Online          SIB F13      1 hour, 19 minutes, 51 seconds
7    Fault           SIB F13
8    Online          SIB F13      1 hour, 19 minutes, 17 seconds
9    Online          SIB F13      1 hour, 19 minutes, 13 seconds
10   Invalid
11   Online          SIB F13      1 hour, 17 minutes, 54 seconds

```

12	Online	SIB F13	1 hour, 17 minutes, 51 seconds
13	Invalid		
14	Invalid		
15	Invalid		
0/0	Online	SIB F2S	1 hour, 18 minutes, 52 seconds
0/2	Online	SIB F2S	1 hour, 18 minutes, 51 seconds
0/4	Online	SIB F2S	1 hour, 18 minutes, 49 seconds
0/6	Online	SIB F2S	1 hour, 18 minutes, 48 seconds
1/0	Online	SIB F2S	1 hour, 20 minutes, 16 seconds
1/2	Online	SIB F2S	1 hour, 20 minutes, 15 seconds
1/4	Online	SIB F2S	1 hour, 20 minutes, 14 seconds
1/6	Online	SIB F2S	1 hour, 20 minutes, 13 seconds
2/0	Online	SIB F2S	1 hour, 19 minutes, 48 seconds
2/2	Online	SIB F2S	1 hour, 19 minutes, 47 seconds
2/4	Online	SIB F2S	1 hour, 19 minutes, 46 seconds
2/6	Online	SIB F2S	1 hour, 19 minutes, 44 seconds
3/0	Online	SIB F2S	1 hour, 19 minutes, 24 seconds
3/2	Online	SIB F2S	1 hour, 19 minutes, 22 seconds
3/4	Online	SIB F2S	1 hour, 19 minutes, 21 seconds
3/6	Online	SIB F2S	1 hour, 19 minutes, 20 seconds
4/0	Online	SIB F2S	1 hour, 18 minutes, 2 seconds
4/2	Online	SIB F2S	1 hour, 18 minutes
4/4	Online	SIB F2S	1 hour, 17 minutes, 58 seconds
4/6	Online	SIB F2S	1 hour, 17 minutes, 58 seconds

lcc0-re1:

Slot	State	Uptime
0	Online	1 hour, 18 minutes, 58 seconds
1	Online	1 hour, 20 minutes, 25 seconds
2	Fault	
3	Online	1 hour, 18 minutes, 30 seconds
4	Online	1 hour, 18 minutes, 28 seconds

lcc1-re1:

Slot	State	Uptime
0	Online	1 hour, 18 minutes, 58 seconds
1	Online	1 hour, 20 minutes, 26 seconds
2	Fault	
3	Online	1 hour, 18 minutes, 22 seconds
4	Online	1 hour, 18 minutes, 20 seconds

lcc2-re1:

Slot	State	Uptime
0	Online	1 hour, 18 minutes, 19 seconds
1	Online	1 hour, 20 minutes, 25 seconds
2	Fault	
3	Online	1 hour, 18 minutes, 17 seconds
4	Online	1 hour, 18 minutes, 15 seconds

lcc3-re1:

Slot	State	Uptime
0	Online	1 hour, 18 minutes, 27 seconds
1	Online	1 hour, 20 minutes, 24 seconds
2	Fault	
3	Online	1 hour, 18 minutes, 25 seconds
4	Online	1 hour, 18 minutes, 23 seconds

show chassis spmb sibs

Syntax	show chassis spmb sibs
Syntax (TX Matrix Router)	show chassis spmb sibs <lcc <i>number</i> scc>
Syntax (TX Matrix Plus Router)	show chassis spmb sibs <lcc <i>number</i> sfc <i>number</i> >
Release Information	Command introduced before Junos OS Release 7.4. sfc option introduced for the TX Matrix Plus router in Junos OS Release 9.6.
Description	(T Series routers only) Display Switch Processor Mezzanine Board (SPMB) Switch Interface Board (SIB) status information.
Options	<p>none—(TX Matrix and TX Matrix Plus routers only) On a TX Matrix router, display the SIB status for the TX Matrix router and its attached T640 routers. On a TX Matrix Plus router, display the SIB status for the TX Matrix Plus router and its attached T1600 routers.</p> <p>lcc <i>number</i>—(TX Matrix and TX Matrix Plus routers only) (Optional) On a TX Matrix router, display SIB status information for a specified T640 router (or line-card chassis) that is connected to a TX Matrix router. On a TX Matrix Plus router, display SIB status information for a specified T1600 router (or line-card chassis) that is connected to a TX Matrix Plus router. Replace <i>number</i> with a value from 0 through 3.</p> <p>scc—(TX Matrix router only) (Optional) Display SIB status information for the TX Matrix router (or switch-card chassis).</p> <p>sfc—(TX Matrix Plus router only) (Optional) Display SIB status information for the TX Matrix Plus router (or switch-fabric chassis).</p>
Additional Information	On a T Series router, you can use either this command or the show chassis sibs command to produce the same output. The show chassis sibs command is supported on the M320 router and on the T Series routers.
Required Privilege Level	view
Related Documentation	<ul style="list-style-type: none">• show chassis sibs on page 621• request chassis sib on page 203• request chassis spmb restart on page 209
List of Sample Output	show chassis spmb sibs (T320 Router) on page 637 show chassis-spmb-sibs (T1600 Router) on page 638 show chassis spmb sibs (T4000 Router) on page 638 show chassis spmb sibs (TX Matrix Router) on page 638

[show chassis spmb sibs lcc \(TX Matrix Router\) on page 638](#)
[show chassis spmb sibs scc \(TX Matrix Router\) on page 638](#)
[show chassis spmb sibs \(TX Matrix Plus Router\) on page 638](#)
[show chassis spmb sibs sfc \(TX Matrix Plus Router\) on page 639](#)

Output Fields Table 98 on page 637 lists the output fields for the **show chassis spmb sibs** command. Output fields are listed in the approximate order in which they appear.

Table 98: show chassis spmb sibs Output Fields

Field Name	Field Description
Slot	<p>SIB slot number:</p> <ul style="list-style-type: none"> T640 router, T1600 router or TX Matrix router—0 through 4 TX Matrix Plus router: <ul style="list-style-type: none"> TXP-F13 SIB Slots—0 through 16 TXP-F2S SIB Slots —0 – 4/[0 2 4 6] T320 router—0 through 2
State	<p>SIB status:</p> <ul style="list-style-type: none"> Disconnected—SIBs on all T640 routers on the TX Matrix router (or switch-card chassis) are in the Disconnected state, because a SIB on the SCC has gone offline. Likewise, SIBs on all T1600 routers on the TX Matrix Plus router (or switch-fabric chassis) are in the Disconnected state, because a SIB on the SFC has gone offline. Online—SPMB is operational and running. Offline—SPMB is powered down. Spare—SIB is redundant and will move to active state if one of the working SIBs fail to pass traffic. Empty—No SPMB is present. Fault—SIB is in alarmed state where the SIB's plane is not operational for the following reasons: <ul style="list-style-type: none"> On-board F-chip is not operational. Fiber optic connector faults. FPC connector faults. SIB midplane connector faults. Check—SIB is in alarmed state where the SIB's plane is partially operational for the following reasons: <ul style="list-style-type: none"> SIB is not inserted properly. Two or more links between the SIB and PFE fails.
Uptime	How long the SIB has been up and running.

Sample Output

```

show chassis spmb sibs (T320 Router) user@host> show chassis spmb sibs
Slot State
0 Spare

```

```

1    Online
2    Online

show chassis-spmbsibs (T1600 Router) user@host> show chassis spmb sibs
Slot State
0     Spare
1     Online
2     Empty
3     Online
4     Offline

show chassis spmb sibs (T4000 Router) user@host> show chassis spmb sibs
Slot State Uptime
0     Spare
1     Online 2 hours, 28 minutes, 13 seconds
2     Online 2 hours, 27 minutes, 57 seconds
3     Online 2 hours, 27 minutes, 40 seconds
4     Online 2 hours, 27 minutes, 24 seconds

show chassis spmb sibs (TX Matrix Router) user@host> show chassis spmb sibs
Slot State
0     Online
1     Online
2     Empty
3     Online
4     Offline

show chassis spmb sibs lcc (TX Matrix Router) user@host> show chassis spmb sibs lcc 0
lcc0-re0:
-----
Slot State Uptime
0     Empty
1     Empty
2     Empty
3     Disconnected 8 days, 48 minutes, 58 seconds
4     Online 8 days, 48 minutes, 57 seconds

show chassis spmb sibs scc (TX Matrix Router) user@host> show chassis spmb sibs scc
scc-re0:
-----
Slot State Uptime
0     Empty
1     Empty
2     Empty
3     Offline
4     Online 8 days, 54 minutes, 1 second

show chassis spmb sibs (TX Matrix Plus Router) user@host> show chassis spmb sibs
sfc0-re0:
-----
Slot State Type Uptime
0     Online SIB F13 1 hour, 52 minutes, 55 seconds
1     Empty
2     Invalid
3     Online SIB F13 1 hour, 53 minutes, 3 seconds
4     Empty
5     Invalid
6     Empty

```

```

 7   Empty
 8   Empty
 9   Empty
10   Invalid
11   Empty
12   Empty
13   Invalid
14   Invalid
15   Invalid
0/0  Online      SIB F2S      1 hour, 53 minutes, 2 seconds
0/2  Online      SIB F2S      1 hour, 53 minutes, 1 second
0/4  Online      SIB F2S      1 hour, 52 minutes, 59 seconds
0/6  Online      SIB F2S      1 hour, 52 minutes, 58 seconds
1/0  Online      SIB F2S      1 hour, 53 minutes, 10 seconds
1/2  Online      SIB F2S      1 hour, 53 minutes, 8 seconds
1/4  Online      SIB F2S      1 hour, 53 minutes, 7 seconds
1/6  Online      SIB F2S      1 hour, 53 minutes, 6 seconds
2/0  Empty
2/2  Empty
2/4  Empty
2/6  Empty
3/0  Empty
3/2  Empty
3/4  Empty
3/6  Empty
4/0  Empty
4/2  Empty
4/4  Empty
4/6  Empty

```

lcc0-re0:

```

-----
Slot  State      Uptime
 0   Online      1 hour, 53 minutes, 1 second
 1   Online      1 hour, 53 minutes, 3 seconds
 2   Empty
 3   Empty
 4   Empty

```

lcc1-re1:

```

-----
Slot  State      Uptime
 0   Online      1 hour, 47 minutes, 13 seconds
 1   Online      1 hour, 47 minutes, 15 seconds
 2   Empty
 3   Empty
 4   Empty

```

**show chassis spmb
sibs sfc (TX Matrix
Plus Router)**

```

user@host> show chassis spmb sibs sfc 0
sfc0-re0:

```

```

-----
Slot 0 information:
  State      Online
  Total CPU Utilization      16%
  Interrupt CPU Utilization   0%
  Memory Heap Utilization     0%
  Buffer Utilization          24%
  Start time:      2009-06-17 20:59:47 PDT
  Uptime:          1 hour, 56 minutes, 30 seconds
Slot 1 information:
  State      Online - Standby

```

Total CPU Utilization	0%
Interrupt CPU Utilization	0%
Memory Heap Utilization	0%
Buffer Utilization	24%
Start time:	2009-06-17 20:59:48 PDT
Uptime:	1 hour, 56 minutes, 29 seconds

show chassis ssb

Syntax	show chassis ssb <slot>
Release Information	Command introduced before Junos OS Release 7.4.
Description	(M20 routers only) Display status information about the System and Switch Board (SSB).
Options	<p>none—Display information about all SSBs.</p> <p>slot—(Optional) Display information about the SSB in the specified slot. Replace slot with 0 or 1.</p>
Required Privilege Level	view
Related Documentation	<ul style="list-style-type: none"> request chassis ssb master switch on page 210
List of Sample Output	show chassis ssb on page 642
Output Fields	Table 99 on page 641 lists the output fields for the show chassis ssb command. Output fields are listed in the approximate order in which they appear.

Table 99: show chassis ssb Output Fields

Field Name	Field Description
Failover	Number of times mastership has changed.
Slot	SSB slot number.
State	<p>Current state of the SSB in this slot. State can be any one of the following:</p> <ul style="list-style-type: none"> Master—SSB is online, operating as master. Backup—SSB running as backup. Empty—No SSB is present.
Temperature	Temperature of the air passing by the SSB, in degrees Celsius.
CPU utilization	Total percentage of the CPU being used by the SSB's processor.
Interrupt utilization	Of the total CPU being used by the SSB's processor, the percentage being used for interrupts.
Heap utilization	Percentage of heap space being used by the SSB's processor.
Buffer utilization	Percentage of buffer space being used by the SSB's processor.
DRAM	Total DRAM available to the SSB's processor.

Table 99: show chassis ssb Output Fields (*continued*)

Field Name	Field Description
Start time	Time when the SSB started running.
Uptime	How long the SSB has been up and running.

Sample Output

```
show chassis ssb user@host> show chassis ssb
SSB status:
  Failover:                0 time
  Slot 0:
    State:                  Master
    Temperature:            33 Centigrade
    CPU utilization:         0 percent
    Interrupt utilization:   0 percent
    Heap utilization:        0 percent
    Buffer utilization:       6 percent
    DRAM:                   64 Mbytes
    Start time:              1999-01-15 22:05:36 UTC
    Uptime:                  21 hours, 21 minutes, 22 seconds
...
```


show chassis synchronization

Syntax	show chassis synchronization <extensive> <backup master>
Release Information	Command introduced in Junos OS Release 7.6 for M320 routers. Command introduced in Junos OS Release 8.3 for M40e routers. Command introduced in Junos OS Release 9.3 for M120 routers. Command introduced in Junos OS Release 10.2 for T320, T640, and T1600 routers. Command introduced in Junos OS Release 12.1 for PTX Series Packet Transport Switches.
Description	(M320, M40e, M120, T320, T640, and T1600 routers and PTX Series Packet Transport Switches only) Display information about the external clock source currently used for chassis synchronization.
Options	extensive —(Optional) Display clock synchronization information in detail. backup —(Optional) Display clock synchronization information about the backup clock. master —(Optional) Display clock synchronization information about the master clock.
Required Privilege Level	maintenance
Related Documentation	<ul style="list-style-type: none"> • request chassis synchronization switch on page 212 • Configuring an External Clock Synchronization Interface for MX Series Routers • Supported Time Synchronization Standard
List of Sample Output	show chassis synchronization on page 645 show chassis synchronization master on page 645 show chassis synchronization backup on page 645 show chassis synchronization extensive on page 645 show chassis synchronization (T320, T640, and T1600 Routers) on page 645 show chassis synchronization (PTX Series Packet Transport Switches) on page 646
Output Fields	Table 100 on page 644 lists the output fields for the show chassis synchronization command. Output fields are listed in the approximate order in which they appear.

Table 100: show chassis synchronization Output Fields

Field Name	Field Description
Current state	Indicates current status of external clock sources: <ul style="list-style-type: none"> • backup—Source is currently the backup clock source. • master—Source is currently the master clock source. • Online-Master—(PTX Series Packet Transport Switches) Source is the master clock. Source is online. • Online-Standby—(PTX Series Packet Transport Switches) Source is the standby (backup) clock. Source is online.
Current clock state	Indicates current source of external synchronization: <ul style="list-style-type: none"> • internal—Source is providing its own clocking. • locked to master CB—(M320, M40e, and M120 routers) Source is locked to master clock source. • locked to master SCG—(T320, T640, and T1600 routers) Source is locked to master clock source. • locked to master CCG—(PTX Series Packet Transport Switches) Source is locked to master clock source.
Selected for	Number of seconds this clock has been the master or backup clock source.
Selected since	Timestamp for establishment as master or backup clock source.
Deviation (in ppm)	Difference in clock timing, in parts per million (ppm).
Last deviation (in ppm)	Previous difference in clock timing, if any, in ppm.
Configured sources	Information about clock sources eligible for selection as master clock.
Source	Information about external clock sources.
Priority	Indicates priority of external clock sources: <ul style="list-style-type: none"> • primary—Source is a primary reference. • secondary—Source is a secondary reference.
Deviation (in ppm)	Current difference in clock timing, in ppm: <ul style="list-style-type: none"> • measuring—Establishing source deviation. • number—Deviation in ppm.
Last deviation (in ppm)	Previous difference in clock timing, in ppm: <ul style="list-style-type: none"> • number—Deviation in ppm.
Status	Indicates status of external sources: <ul style="list-style-type: none"> • present—Source is configured and present. • qualified—Source is eligible for synchronization source.

Sample Output

```

show chassis synchronization      user@host> show chassis synchronization
Clock Synchronization Status :
  Clock module on CB 0
    Current state           : master
    Current clock state     : internal
    Selected for            : 18 hours, 12 minutes, 43 seconds
    Selected since         : 2008-09-10 03:27:47 PDT
    Deviation (in ppm)     : +0.00
    Last deviation (in ppm): +0.00
  Clock Synchronization Status :
  Clock module on CB 1
    Current state           : backup
    Current clock state     : locked to master CB
    Selected for            : 1 day, 12 hours, 49 minutes, 20 seconds
    Selected since         : 2008-09-09 08:51:10 PDT

show chassis synchronization master user@host> show chassis synchronization master
Clock Synchronization Status :
  Clock module on CB 0
    Current state           : master
    Current clock state     : internal
    Selected for            : 8 days, 21 minutes, 12 seconds
    Selected since         : 2008-08-27 21:05:40 PDT
    Deviation (in ppm)     : +0.00
    Last deviation (in ppm): +0.00

show chassis synchronization backup user@host> show chassis synchronization backup
Clock Synchronization Status :
  Clock module on CB 1
    Current state           : backup
    Current clock state     : locked to master CB
    Selected for            : 34 days, 20 hours, 17 minutes, 8 seconds
    Selected since         : 2008-08-01 01:22:16 PDT

show chassis synchronization extensive user@host> show chassis synchronization extensive
Clock Synchronization Status :
  Clock module on CB 0
    Current state           : master
    Current clock state     : internal
    Selected for            : 8 days, 36 minutes, 29 seconds
    Selected since         : 2008-08-27 21:05:40 PDT
    Deviation (in ppm)     : +0.00
    Last deviation (in ppm): +0.00
  Clock Synchronization Status :
  Clock module on CB 1
    Current state           : backup
    Current clock state     : locked to master CB
    Selected for            : 34 days, 20 hours, 19 minutes, 53 seconds
    Selected since         : 2008-08-01 01:22:16 PDT

show chassis synchronization (T320, T640, and T1600 Routers) user@host> show chassis synchronization
Clock Synchronization Status :
  Clock module on SCG 0
    Current state           : master
    Current clock state     : locked to external-a
    Selected for            : 2 hours, 28 minutes, 4 seconds
    Selected since         : 2006-02-17 01:12:58 PST

```

```

Configured sources
Source      Priority  Deviation    Last deviation  Status
              (in ppm)    (in ppm)
external-a  primary   measuring    -0.10           in-use
external-b  secondary -0.10        -0.10           qualified
Clock Synchronization Status :
Clock module on SCG 1
Current state      : backup
Current clock state : locked to master SCG
Selected for       : 19 hours, 49 minutes, 14 seconds
Selected since     : 2006-02-16 07:51:48 PST
Configured sources
Source      Priority  Deviation    Last deviation  Status
              (in ppm)    (in ppm)
external-a  primary   -0.25        -0.25           qualified
external-b  secondary -0.25        -0.25           qualified

```

```

show chassis synchronization (PTX Series Packet Transport Switches)
user@host> show chassis synchronization
Clock Synchronization Status :
Clock module on CCG 0
Current state      : Online - Master
Current clock state : internal
Selected for       : 1 hour, 24 minutes, 21 seconds
Selected since     : 2011-03-21 15:59:37 PDT
Deviation (in ppm) : +0.51
Last deviation (in ppm): +0.51
Clock Synchronization Status :
Clock module on CCG 1
Current state      : Online - Standby
Current clock state : locked to master CCG
Selected for       : 1 hour, 39 minutes, 12 seconds
Selected since     : 2011-03-21 15:44:46 PDT

```

show chassis temperature-thresholds

Syntax	show chassis temperature-thresholds
Syntax (TX Matrix Router)	show chassis temperature-thresholds <lcc <i>number</i> scc>
Syntax (TX Matrix Plus Router)	show chassis temperature-thresholds <lcc <i>number</i> sfc <i>number</i> >
Syntax (MX Series Router)	show chassis temperature-thresholds <all-members> <local> <member <i>member-id</i> >
Syntax (QFX Series)	show chassis temperature-thresholds <interconnect-device <i>name</i> > <node-device <i>name</i> >
Release Information	<p>Command introduced in Junos OS Release 8.0.</p> <p>Command introduced in Junos OS Release 9.0 for EX Series switches.</p> <p>sfc command introduced for the TX Matrix Plus router in Junos OS Release 9.6.</p> <p>Command introduced in Junos OS Release 11.1 for the QFX Series.</p> <p>Command introduced in Junos OS Release 12.1 for the T4000 Core Routers.</p> <p>Command introduced in Junos OS Release 12.1 for PTX Series Packet Transport Switches.</p>
Description	Display chassis temperature threshold settings, in degrees Celsius.
Options	<p>none—Display the temperature threshold details.</p> <p>all-members—(MX Series routers only) (Optional) Display the chassis temperature threshold settings of all member routers in the Virtual Chassis configuration.</p> <p>interconnect-device <i>name</i>—(QFabric switches only) (Optional) Display the chassis temperature threshold settings of the Interconnect device.</p> <p>lcc <i>number</i>—(TX Matrix and TX Matrix Plus routers only) (Optional) On a TX Matrix router, display the temperature threshold details of a specified T640 router (or line-card chassis) that is connected to a TX Matrix router. On a TX Matrix Plus router, display the temperature threshold details of a specified T1600 router (or line-card chassis) that is connected to a TX Matrix Plus router. Replace <i>number</i> with a value from 0 through 3.</p> <p>local—(MX Series routers only) (Optional) Display the chassis temperature threshold settings of the local Virtual Chassis member.</p> <p>member <i>member-id</i>—(MX Series routers only) (Optional) Display the chassis temperature threshold settings of the specified member of the Virtual Chassis configuration. Replace <i>member-id</i> with a value of 0 or 1.</p>

node-device *name*—(QFabric switches only) (Optional) Display the chassis temperature threshold settings of the Node device.

scc—(TX Matrix routers only) (Optional) Display the temperature threshold details of the TX Matrix router (or switch-card chassis).

sfc *number*—(TX Matrix Plus routers only) (Optional) Display the temperature threshold details of the TX Matrix Plus router (or switch-fabric chassis). Replace *number* with 0.

Required Privilege Level view

Related Documentation

- Defining Alarm Thresholds for System Temperature Sensors

List of Sample Output [show chassis temperature-thresholds on page 649](#)
[show chassis temperature-thresholds \(T4000 Core Routers\) on page 649](#)
[show chassis temperature-thresholds \(TX Matrix Plus Router\) on page 649](#)
[show chassis temperature-thresholds lcc \(TX Matrix Plus Router\) on page 651](#)
[show chassis temperature-thresholds sfc \(TX Matrix Plus Router\) on page 651](#)
[show chassis temperature-thresholds \(QFX3500 Switch\) on page 652](#)
[show chassis temperature-thresholds interconnect-device \(QFabric Switch\) on page 652](#)
[show chassis temperature-thresholds \(PTX5000 Packet Transport Switch\) on page 652](#)

Output Fields [Table 101 on page 648](#) lists the output fields for the **show chassis temperature-thresholds** command. Output fields are listed in the approximate order in which they appear.

Table 101: show chassis temperature-thresholds Output Fields

Field name	Field Description
Item	Chassis component. If per FRU per slot thresholds are configured, the components about which information is displayed include the chassis, the Routing Engines, FPCs, and FEBs. If per FRU per slot thresholds are not configured, the components about which information is displayed include the chassis and the Routing Engines.
Fan speed	<p>Temperature threshold settings, in degrees Celsius, for the fans to operate at normal and high speeds.</p> <ul style="list-style-type: none"> Normal—The fans operate at normal speed if the component is at or below this temperature and all the fans are present and functioning normally. High—The fans operate at high speed if the component has exceeded this temperature or a fan has failed or is missing. <p>An alarm is not triggered until the temperature exceeds the threshold settings for a yellow alarm or a red alarm.</p>
Yellow alarm	<p>Temperature threshold settings, in degrees Celsius, that trigger a yellow alarm.</p> <ul style="list-style-type: none"> Normal—The temperature that must be exceeded on the component to trigger a yellow alarm when the fans are running at full speed. Bad fan—The temperature that must be exceeded on the component to trigger a yellow alarm when one or more fans have failed or are missing.

Table 101: show chassis temperature-thresholds Output Fields (*continued*)

Field name	Field Description
Red alarm	<p>Temperature threshold settings, in degrees Celsius, that trigger a red alarm.</p> <ul style="list-style-type: none"> • Normal—The temperature that must be exceeded on the component to trigger a red alarm when the fans are running at full speed. • Bad fan—The temperature that must be exceeded on the component to trigger a red alarm when one or more fans have failed or are missing.
Fire Shutdown	(T4000 routers and PTX Series Packet Transport Switches only)—Temperature threshold settings, in degrees Celsius, for the network device to shut down.

Sample Output

```
show chassis temperature-thresholds user@host> show chassis temperature-thresholds
```

Item	Fan speed (degrees C)		Yellow alarm (degrees C)		Red alarm (degrees C)	
	Normal	High	Normal	Bad fan	Normal	Bad fan
Chassis default	48	54	65	55	75	65
Routing Engine 0	70	80	95	95	110	110
Routing Engine 1	70	80	95	95	110	110
FPC 0	55	60	75	65	90	80
FPC 1	55	60	75	65	90	80
FPC 2	55	60	75	65	90	80
FPC 3	55	60	75	65	90	80
FPC 4	55	60	75	65	90	80
FPC 5	55	60	75	65	90	80
FPC 6	55	60	75	65	90	80
FPC 7	55	60	75	65	90	80
FPC 8	55	60	75	65	90	80
FPC 9	55	60	75	65	90	80
FPC 10	55	60	75	65	90	80
FPC 11	55	60	75	65	90	80

```
show chassis temperature-thresholds (T4000 Core Routers) user@host> show chassis temperature-thresholds
```

Item	Fan speed (degrees C)		Yellow alarm (degrees C)		Red alarm (degrees C)		Fire Shutdown (degrees C)
	Normal	High	Normal	Bad fan	Normal	Bad fan	Normal
Chassis default	48	54	65	55	75	65	100
Routing Engine 0	55	65	85	85	100	100	102
Routing Engine 1	55	65	85	85	100	100	102
FPC 0	63	68	75	70	90	83	95
FPC 3	63	68	75	70	90	83	95
FPC 5	56	62	75	63	83	76	95
FPC 6	63	68	75	70	90	83	95
SIB 0	64	70	76	72	87	84	95
SIB 1	64	70	76	72	87	84	95
SIB 2	64	70	76	72	87	84	95
SIB 3	64	70	76	72	87	84	95
SIB 4	64	70	76	72	87	84	95

```
show chassis temperature-thresholds user@host> show chassis temperature-thresholds
sfc0-re0:
```

**(TX Matrix Plus
Router)**

Item	Fan speed (degrees C)		Yellow alarm (degrees C)		Red alarm (degrees C)	
	Normal	High	Normal	Bad fan	Normal	Bad fan
Chassis default	48	54	65	55	75	65
Routing Engine 0	55	65	85	85	100	100
Routing Engine 1	55	65	85	85	100	100
SIB F13 0	64	70	76	72	90	84
SIB F13 3	64	70	76	72	90	84
SIB F13 6	64	70	76	72	90	84
SIB F13 8	64	70	76	72	90	84
SIB F13 11	64	70	76	72	90	84
SIB F13 12	64	70	76	72	90	84
SIB F2S 16	64	70	76	72	90	84
SIB F2S 17	64	70	76	72	90	84
SIB F2S 18	64	70	76	72	90	84
SIB F2S 19	64	70	76	72	90	84
SIB F2S 20	64	70	76	72	90	84
SIB F2S 21	64	70	76	72	90	84
SIB F2S 22	64	70	76	72	90	84
SIB F2S 23	64	70	76	72	90	84
SIB F2S 24	64	70	76	72	90	84
SIB F2S 25	64	70	76	72	90	84
SIB F2S 26	64	70	76	72	90	84
SIB F2S 27	64	70	76	72	90	84
SIB F2S 28	64	70	76	72	90	84
SIB F2S 29	64	70	76	72	90	84
SIB F2S 30	64	70	76	72	90	84
SIB F2S 31	64	70	76	72	90	84
SIB F2S 32	64	70	76	72	90	84
SIB F2S 33	64	70	76	72	90	84
SIB F2S 34	64	70	76	72	90	84
SIB F2S 35	64	70	76	72	90	84

lcc0-re0:

Item	Fan speed (degrees C)		Yellow alarm (degrees C)		Red alarm (degrees C)	
	Normal	High	Normal	Bad fan	Normal	Bad fan
Chassis default	48	54	65	55	75	65
Routing Engine 0	55	65	85	85	100	100
Routing Engine 1	55	65	85	85	100	100
FPC 1	56	62	75	63	83	76
FPC 3	56	62	75	63	83	76
FPC 4	56	62	75	63	83	76
FPC 6	56	62	75	63	83	76
FPC 7	56	62	75	63	83	76
SIB 0	48	54	65	60	80	75
SIB 1	48	54	65	60	80	75
SIB 2	48	54	65	60	80	75
SIB 3	48	54	65	60	80	75
SIB 4	48	54	65	60	80	75

lcc1-re0:

Item	Fan speed (degrees C)		Yellow alarm (degrees C)		Red alarm (degrees C)	
	Normal	High	Normal	Bad fan	Normal	Bad fan
Chassis default	48	54	65	55	75	65
Routing Engine 0	55	65	85	85	100	100
Routing Engine 1	55	65	85	85	100	100
FPC 1	56	62	75	63	83	76


```

FPC 3          56    62    75    63    83    76
FPC 4          56    62    75    63    83    76
FPC 6          56    62    75    63    83    76
...

```

**show chassis
temperature-thresholds
lcc (TX Matrix Plus
Router)**

```

user@host> show chassis temperature-thresholds lcc 1
lcc1-re0:

```

```

-----
Item              Fan speed      Yellow alarm      Red alarm
                  (degrees C)      (degrees C)      (degrees C)
                  Normal   High   Normal   Bad fan   Normal   Bad fan
Chassis default   48     54     65      55      75      65
Routing Engine 0  55     65     85      85     100     100
Routing Engine 1  55     65     85      85     100     100
FPC 1             56     62     75      63      83      76
FPC 3             56     62     75      63      83      76
FPC 4             56     62     75      63      83      76
FPC 6             56     62     75      63      83      76
SIB 0             48     54     65      60      80      75
SIB 1             48     54     65      60      80      75
SIB 2             48     54     65      60      80      75
SIB 3             48     54     65      60      80      75
SIB 4             48     54     65      60      80      75

```

**show chassis
temperature-thresholds
sfc (TX Matrix Plus
Router)**

```

user@host> show chassis temperature-thresholds sfc 0
sfc0-re0:

```

```

-----
Item              Fan speed      Yellow alarm      Red alarm
                  (degrees C)      (degrees C)      (degrees C)
                  Normal   High   Normal   Bad fan   Normal   Bad fan
Chassis default   48     54     65      55      75      65
Routing Engine 0  55     65     85      85     100     100
Routing Engine 1  55     65     85      85     100     100
SIB F13 0         64     70     76      72      90      84
SIB F13 3         64     70     76      72      90      84
SIB F13 6         64     70     76      72      90      84
SIB F13 8         64     70     76      72      90      84
SIB F13 11        64     70     76      72      90      84
SIB F13 12        64     70     76      72      90      84
SIB F2S 16        64     70     76      72      90      84
SIB F2S 17        64     70     76      72      90      84
SIB F2S 18        64     70     76      72      90      84
SIB F2S 19        64     70     76      72      90      84
SIB F2S 20        64     70     76      72      90      84
SIB F2S 21        64     70     76      72      90      84
SIB F2S 22        64     70     76      72      90      84
SIB F2S 23        64     70     76      72      90      84
SIB F2S 24        64     70     76      72      90      84
SIB F2S 25        64     70     76      72      90      84
SIB F2S 26        64     70     76      72      90      84
SIB F2S 27        64     70     76      72      90      84
SIB F2S 28        64     70     76      72      90      84
SIB F2S 29        64     70     76      72      90      84
SIB F2S 30        64     70     76      72      90      84
SIB F2S 31        64     70     76      72      90      84
SIB F2S 32        64     70     76      72      90      84
SIB F2S 33        64     70     76      72      90      84
SIB F2S 34        64     70     76      72      90      84
SIB F2S 35        64     70     76      72      90      84

```

show chassis temperature-thresholds (QFX3500 Switch)	user@switch> show chassis temperature-thresholds							
	Item	Fan speed (degrees C)		Yellow alarm (degrees C)		Red alarm (degrees C)		
		Normal	High	Normal	Bad fan	Normal	Bad fan	
	FPC Sensor TopLeft I	30	65	55	45	60	50	
	FPC Sensor TopRight I	30	65	55	45	60	50	
	FPC Sensor TopLeft E	30	65	55	45	60	50	
	FPC Sensor TopRight E	30	65	55	45	60	50	
	FPC Sensor TopMiddle I	30	65	55	45	60	50	
	FPC Sensor TopMiddle E	30	65	55	45	60	50	
	FPC Sensor Bottom I	30	65	55	45	60	50	
	FPC Sensor Bottom E	30	65	55	45	60	50	
	FPC Sensor Die Temp	30	65	55	45	60	50	
	FPC Sensor Mgmt Brd I	30	65	55	45	60	50	
	FPC Sensor Switch I	30	60	55	45	70	60	

show chassis temperature-thresholds interconnect-device (QFabric Switch)	user@switch> show chassis temperature-thresholds interconnect-device interconnect1							
	Item	Fan speed		Yellow alarm		Red alarm		
		Normal	High	Normal	Bad fan	Normal	Bad fan	
	Chassis default	48	54	65	55	75	65	

show chassis temperature-thresholds (PTX5000 Packet Transport Switch)	user@switch> show chassis temperature-thresholds							
	Item	Fan speed (degrees C)		Yellow alarm (degrees C)		Red alarm (degrees C)		Fire Shutdown (degrees C)
		Normal	High	Normal	Bad fan	Normal	Bad fan	Normal
	Routing Engine 0	70	75	90	87	102	97	115
	Routing Engine 1	70	75	90	87	102	97	115
	CB 0 Exhaust A	60	65	78	75	85	80	95
	CB 0 Exhaust B	60	65	78	75	85	80	95
	CB 1 Exhaust A	60	65	78	75	85	80	95
	CB 1 Exhaust B	20	25	65	60	80	75	100
	FPC 1 Exhaust A	60	65	78	75	85	80	95
	FPC 1 Exhaust B	60	65	78	75	85	80	95
	FPC 1 TL0	70	75	90	87	102	97	115
	FPC 1 TQ0	70	75	90	87	102	97	115
	FPC 1 TL1	70	75	90	87	102	97	115
	FPC 1 TQ1	70	75	90	87	102	97	115
	FPC 1 TL2	70	75	90	87	102	97	115
	FPC 1 TQ2	70	75	90	87	102	97	115
	FPC 1 TL3	70	75	90	87	102	97	115
	FPC 1 TQ3	70	75	90	87	102	97	115
	FPC 2 Exhaust A	60	65	78	75	85	80	95
	FPC 2 Exhaust B	60	65	78	75	85	80	95
	FPC 2 TL0	70	75	90	87	102	97	115
	FPC 2 TQ0	70	75	90	87	102	97	115
	FPC 2 TL1	70	75	90	87	102	97	115
	FPC 2 TQ1	70	75	90	87	102	97	115
	FPC 2 TL2	70	75	90	87	102	97	115
	FPC 2 TQ2	70	75	90	87	102	97	115
	FPC 2 TL3	70	75	90	87	102	97	115
	FPC 2 TQ3	70	75	90	87	102	97	115
	PIC 2/0 Ambient	60	65	78	75	85	80	95
	PIC 2/0 cfp-2/0/1	60	65	70	67	75	72	85
	PIC 2/1 Ambient	60	65	78	75	85	80	95
	SIB 0 Exhaust	60	65	78	75	85	80	95
	SIB 0 Junction	70	75	90	87	102	97	115
	SIB 1 Exhaust	60	65	78	75	85	80	95

SIB 1 Junction	70	75	90	87	102	97	115
SIB 2 Exhaust	60	65	78	75	85	80	95
SIB 2 Junction	70	75	90	87	102	97	115
SIB 3 Exhaust	60	65	78	75	85	80	95
SIB 3 Junction	70	75	90	87	102	97	115
SIB 4 Exhaust	60	65	78	75	85	80	95
SIB 4 Junction	70	75	90	87	102	97	115
SIB 5 Exhaust	60	65	78	75	85	80	95
SIB 5 Junction	70	75	90	87	102	97	115
SIB 6 Exhaust	60	65	78	75	85	80	95
SIB 6 Junction	70	75	90	87	102	97	115
SIB 7 Exhaust	60	65	78	75	85	80	95
SIB 7 Junction	70	75	90	87	102	97	115
SIB 8 Exhaust	60	65	78	75	85	80	95
SIB 8 Junction	70	75	90	87	102	97	115

show chassis zones

show chassis zones (QFX Series)	show chassis zones <detail> <interconnect-device <i>name</i> >
Release Information	Command introduced in Junos OS Release 11.3 for the QFX Series.
Description	Displays the status of the two cooling system zones on the Interconnect device. Zone 1 consists of eight (0 – 7) front cards, which are cooled by two fan trays. Zone 2 consists of two control boards and eight rear cards, which are cooled by eight (0 – 7) fan trays.
Options	<p>detail <i>device-name</i>— (QFabric switches only) (Optional) Display detailed status of the two cooling systems on the Interconnect device.</p> <p>interconnect-device <i>name</i>— (QFabric switches only) (Optional) Display the status of the cooling zones on the Interconnect device.</p>
Required Privilege Level	view
Related Documentation	<ul style="list-style-type: none"> request chassis beacon
List of Sample Output	show chassis zones interconnect-device (QFabric Switch) on page 654 show chassis beacon interconnect-device (QFabric Switch) on page 655 show chassis beacon interconnect-device fpc (QFabric Switch) on page 655 show chassis beacon node-device (QFabric Switch) on page 655 show chassis beacon node-device fpc (QFabric Switch) on page 655
Output Fields	Table 102 on page 654 lists the output fields for the show chassis beacon command. Output fields are listed in the approximate order in which they appear.

Table 102: show chassis zones Output Fields

Field Name	Field Description
Slot	FPC slot number of the device whose content is being displayed. On QFX3500 standalone switches, the number is always 0.
Beacon State	Status of the beacon state: <ul style="list-style-type: none"> Off—The beacon is OFF. On—The beacon is ON.

Sample Output

```

show chassis zones interconnect-device (QFabric Switch)
user@switch> show chassis zones interconnect-device interconnect1
Slot          Beacon State
FPC           0             OFF

```

```
show chassis beacon      user@switch> show chassis beacon interconnect-device interconnect1
interconnect-device      Chassis                OFF
(QFabric Switch)        CB 0                OFF
                          CB 1                OFF
                          FC 0 FPC 0          OFF
                          FC 1 FPC 1          OFF
                          RC 0 FPC 8          OFF
                          RC 1 FPC 9          OFF
```

```
show chassis beacon      user@switch> show chassis beacon interconnect-device interconnect1 fpc 0
interconnect-device      FPC 0                ON
fpc (QFabric Switch)
```

```
show chassis beacon      user@switch> show chassis beacon node-device node1
node-device (QFabric     node1                ON
Switch)
```

```
show chassis beacon      user@switch> show chassis beacon node-device node1 fpc 0
node-device fpc          FPC 0                ON
(QFabric Switch)
```

show chassis zones (PTX Series Packet Transport Switches)

Syntax	<code>show chassis zones</code> <code><detail></code>
Release Information	Command introduced in Junos OS Release 12.1 for PTX Series Packet Transport Switches.
Description	(PTX5000 Packet Transport Switch only) Display the status of the two cooling system zones of the chassis. Zone 0 consists of the Routing Engine, Control Board, SIB, PMB, and the CCG, and is cooled by the vertical fan tray. Zone 1 consists of the eight (0–7) FPCs, and their respective PICs, and is cooled by the horizontal fan trays. The vertical fan tray is located at the front of the chassis. One horizontal fan tray is located at the front top of the chassis, and another is located at the front bottom of the chassis.
Options	detail —(Optional) Display status of each FRU and fan belonging to the cooling system zones.
Required Privilege Level	view
Related Documentation	<ul style="list-style-type: none"> • show chassis fan on page 377 • show chassis temperature-thresholds on page 647
List of Sample Output	show chassis zones (PTX5000 Packet Transport Switch) on page 656 show chassis zones detail (PTX5000 Packet Transport Switch) on page 657
Output Fields	Table 103 on page 656 lists the output fields for the show chassis zones detail command.

Table 103: show chassis zones detail Output Fields

Field Name	Field Description
Item	Chassis component: <ul style="list-style-type: none"> • (PTX Series Packet Transport Switches)—Information about the chassis, Routing Engines, Control Boards (CBs), Switch Interface Boards (SIBs), PICs, and Flexible PIC Concentrators (FPCs).
Status	Status of the specified item. Status can be OK , Absent , or Offline .
Measurement	Fan tray speed utilization in percentage.

Sample Output

```

show chassis zones (PTX5000 Packet Transport Switch)
user@host> show chassis zones
ZONE 0 Status
  Driving FRU           Routing Engine 1
  Temperature           62 degrees C / 143 degrees F
  Condition              OK
  Num Fans Missing       0
  Num Fans Failed        0
  Fan Duty Cycle         0

```

```

ZONE 1 Status
  Driving FRU          FPC 0 TL0
  Temperature          71 degrees C / 159 degrees F
  Condition            OK
  Num Fans Missing     0
  Num Fans Failed      0
  Fan Duty Cycle       0

show chassis zones    user@host> show chassis zones detail
detail (PTX5000
Packet Transport
Switch)
ZONE 0 Status
Item                Status                Measurement
CB 0                OK
CB 1                OK
Routing Engine 0    OK
Routing Engine 1    OK
SIB 0               OK
SIB 1               OK
SIB 2               OK
SIB 3               OK
SIB 4               OK
SIB 5               Absent
SIB 6               Absent
SIB 7               Absent
SIB 8               Absent
Fan Tray 0          OK                    Spinning at 30% fan tray speed

ZONE 1 Status
Item                Status                Measurement
FPC 0               OK
FPC 1               OK
FPC 2               OK
FPC 3               OK
FPC 4               OK
FPC 5               Absent
FPC 6               Offline
FPC 7               OK
Fan Tray 1          OK                    Spinning at 33% fan tray speed
Fan Tray 2          OK                    Spinning at 36% fan tray speed

```


CHAPTER 8

Command-Line Interface Operational Mode Commands

Table 104 on page 659 summarizes the command-line interface (CLI) commands you can use to perform and monitor CLI management functions. Commands are listed in alphabetical order.

Table 104: CLI Operational Mode Commands

Task	Command
Clear the logical system view and return to a full router view.	<code>clear cli logical-system</code>
Set the CLI to complete partial command entries.	<code>set cli complete-on-space</code>
Set the current working directory.	<code>set cli directory</code>
Set the maximum time that an individual session can be idle before the user is logged off the router.	<code>set cli idle-timeout</code>
Set the CLI to the specified logical routing instance.	<code>set cli logical-system</code>
Set the CLI prompt.	<code>set cli prompt</code>
Set the CLI to prompt you to restart the router after a software upgrade.	<code>set cli restart-on-upgrade</code>
Set the number of lines on the screen.	<code>set cli screen-length</code>
Set the number of characters on a line.	<code>set cli screen-width</code>
Set the terminal type.	<code>set cli terminal</code>
Timestamp CLI output.	<code>set cli timestamp</code>
Set the system date and time.	<code>set date</code>
Display all CLI settings.	<code>show cli</code>

Table 104: CLI Operational Mode Commands (*continued*)

Task	Command
Display login permissions for the current user.	show cli authorization
Display the current working directory.	show cli directory
Display a list of previous CLI commands.	show cli history



NOTE: For information about how to configure CLI parameters, see the [Junos OS CLI User Guide](#).

For information about related tasks performed by network operations center (NOC) personnel, see the [Junos Baseline Network Operations Guide](#).

clear cli logical-system

Syntax	clear cli logical-system
Release Information	Command introduced before Junos OS Release 7.4.
Description	Clear the logical system view and return to a full router view. In a logical system view, the output of the command displays information related to the logical system only.
Options	This command has no options.
Required Privilege Level	clear
Related Documentation	<ul style="list-style-type: none">• set cli logical-system on page 665
List of Sample Output	clear cli logical-system on page 661
Output Fields	When you enter this command, you are provided feedback on the status of your request.

Sample Output

```
clear cli logical-system  user@host:1r1> clear cli logical-system

                          Cleared default logical system

                          user@host>
```

set cli complete-on-space

Syntax	set cli complete-on-space (off on)
Release Information	Command introduced before Junos OS Release 7.4. Command introduced in Junos OS Release 9.0 for EX Series switches.
Description	Set the command-line interface (CLI) to complete a partial command entry when you type a space or a tab. This is the default behavior of the CLI.
Options	off —Turn off command completion. on —Allow either a space or a tab to be used for command completion.
Required Privilege Level	view
Related Documentation	<ul style="list-style-type: none">CLI User Interface Overviewshow cli on page 673
List of Sample Output	set cli complete-on-space on page 662
Output Fields	When you enter this command, you are provided feedback on the status of your request.

Sample Output

set cli complete-on-space	<p>In the following example, pressing the Spacebar changes the partial command entry from com to complete-on-space. The example shows how adding the keyword off at the end of the command disables command completion.</p> <pre>user@host> set cli com<Space> user@host>set cli complete-on-space off Disabling complete-on-space</pre>
----------------------------------	---

set cli directory

Syntax	set cli directory <i>directory</i>
Release Information	Command introduced before Junos OS Release 7.4. Command introduced in Junos OS Release 9.0 for EX Series switches. Command introduced in Junos OS Release 11.1 for the QFX Series.
Description	Set the current working directory.
Options	<i>directory</i> —Pathname of the working directory.
Required Privilege Level	view
Related Documentation	<ul style="list-style-type: none">• CLI User Interface Overview• show cli directory on page 678
List of Sample Output	set cli directory on page 663
Output Fields	When you enter this command, you are provided feedback on the status of your request.

Sample Output

```
set cli directory  user@host> set cli directory /var/home/regress
                   Current directory: /var/home/regress
```

set cli idle-timeout

Syntax	set cli idle-timeout < <i>minutes</i> >
Release Information	Command introduced before Junos OS Release 7.4. Command introduced in Junos OS Release 9.0 for EX Series switches. Command introduced in Junos OS Release 11.1 for the QFX Series.
Description	Set the maximum time that an individual session can be idle before the user is logged off the router or switch.
Options	<i>minutes</i> —(Optional) Maximum idle time. The range of values, in minutes, is 0 through 100,000. If you do not issue this command, and the user's login class does not specify this value, the user is never forced off the system after extended idle times. Setting the value to 0 disables the timeout.
Required Privilege Level	view
Related Documentation	<ul style="list-style-type: none">• CLI User Interface Overview• show cli on page 673
List of Sample Output	set cli idle-timeout on page 664
Output Fields	When you enter this command, you are provided feedback on the status of your request.

Sample Output

```
set cli idle-timeout  user@host> set cli idle-timeout 60
                        Idle timeout set to 60 minutes
```

set cli logical-system

Syntax	set cli logical-system <i>logical-system</i>
Release Information	Command introduced before Junos OS Release 7.4.
Description	Set the CLI to the specified logical system view.
Options	<i>logical-system</i> —logical system name.
Required Privilege Level	view
List of Sample Output	set cli logical-system on page 665
Output Fields	When you enter this command, you are provided feedback on the status of your request.

Sample Output

set cli logical-system	user@host> set cli logical-system log-router-A logical system: log-router-A user@host:log-router-A>
------------------------	---

set cli prompt

Syntax	<code>set cli prompt <i>string</i></code>
Release Information	Command introduced before Junos OS Release 7.4. Command introduced in Junos OS Release 9.0 for EX Series switches. Command introduced in Junos OS Release 11.1 for the QFX Series.
Description	Set the prompt so that it is displayed within the CLI.
Options	<i>string</i> —CLI prompt string. To include spaces in the prompt, enclose the string in quotation marks. By default, the string is <i>username@hostname</i> .
Required Privilege Level	view
Related Documentation	<ul style="list-style-type: none">• CLI User Interface Overview• show cli on page 673
List of Sample Output	set cli prompt on page 666
Output Fields	When you enter this command, the new CLI prompt is displayed.

Sample Output

```
set cli prompt  user@host> set cli prompt lab1-router>
                  lab1-router>
```


set cli restart-on-upgrade

Syntax	set cli restart-on-upgrade string (off on)
Release Information	Command introduced before Junos OS Release 7.4. Command introduced in Junos OS Release 9.0 for EX Series switches. Command introduced in Junos OS Release 11.1 for the QFX Series.
Description	For an individual session, set the CLI to prompt you to restart the router or switch after upgrading the software.
Options	off —Disables the prompt. on —Enables the prompt.
Required Privilege Level	view
Related Documentation	<ul style="list-style-type: none">• CLI User Interface Overview• show cli on page 673
List of Sample Output	set cli restart-on-upgrade on page 667
Output Fields	When you enter this command, you are provided feedback on the status of your request.

Sample Output

set cli	user@host> set cli restart-on-upgrade on
restart-on-upgrade	Enabling restart-on-upgrade

set cli screen-length

Syntax	set cli screen-length <i>length</i>
Release Information	Command introduced before Junos OS Release 7.4. Command introduced in Junos OS Release 9.0 for EX Series switches. Command introduced in Junos OS Release 11.1 for the QFX Series.
Description	Set terminal screen length.
Options	<i>length</i> —Number of lines of text that the terminal screen displays (0 through 10,000). The default is 24.
Additional Information	The point at which the ---(more)--- prompt appears on the screen is a function of this setting and the settings for the set cli screen-width and set cli terminal commands.
Required Privilege Level	view
Related Documentation	<ul style="list-style-type: none">• CLI User Interface Overview• set cli screen-width on page 669• set cli terminal on page 670• show cli on page 673
List of Sample Output	set cli screen-length on page 668
Output Fields	When you enter this command, you are provided feedback on the status of your request.

Sample Output

set cli screen-length	user@host> set cli screen-length 75 Screen length set to 75
-----------------------	--

set cli screen-width

Syntax	set cli screen-width <i>width</i>
Release Information	Command introduced before Junos OS Release 7.4. Command introduced in Junos OS Release 9.0 for EX Series switches. Command introduced in Junos OS Release 11.1 for the QFX Series.
Description	Set the terminal screen width.
Options	<i>width</i> —Number of characters (0 through 1024) in a line. The default is 80.
Additional Information	The point at which the ---(more)--- prompt appears on the screen is a function of this setting and the settings for the set cli screen-length and set cli terminal commands.
Required Privilege Level	view
Related Documentation	<ul style="list-style-type: none">• CLI User Interface Overview• set cli screen-length on page 668• set cli terminal on page 670• show cli on page 673
List of Sample Output	set cli screen-width on page 669
Output Fields	When you enter this command, you are provided feedback on the status of your request.

Sample Output

set cli screen-width	user@host> set cli screen-width Screen width set to 132
----------------------	--

set cli terminal

Syntax	set cli terminal <i>terminal-type</i>
Release Information	Command introduced before Junos OS Release 7.4. Command introduced in Junos OS Release 9.0 for EX Series switches. Command introduced in Junos OS Release 11.1 for the QFX Series.
Description	Set the terminal type.
Options	<i>terminal-type</i> —Type of terminal that is connected to the Ethernet management port: <ul style="list-style-type: none">• ansi—ANSI-compatible terminal (80 characters by 24 lines)• small-xterm—Small xterm window (80 characters by 24 lines)• vt100—VT100-compatible terminal (80 characters by 24 lines)• xterm—Large xterm window (80 characters by 65 lines)
Required Privilege Level	view
Related Documentation	<ul style="list-style-type: none">• CLI User Interface Overview• set cli screen-length on page 668• set cli screen-width on page 669• show cli on page 673
List of Sample Output	set cli terminal on page 670
Output Fields	This command provides no output.

Sample Output

```
set cli terminal  user@host> set cli terminal xterm
```

set cli timestamp

Syntax	set cli timestamp (format <i>timestamp-format</i> disable)
Release Information	Command introduced before Junos OS Release 7.4. Command introduced in Junos OS Release 9.0 for EX Series switches. Command introduced in Junos OS Release 11.1 for the QFX Series.
Description	Set a timestamp for CLI output.
Options	<p>format <i>timestamp-format</i>—Set the date and time format for the timestamp. The timestamp format you specify can include the following placeholders in any order:</p> <ul style="list-style-type: none"> • %m—Two-digit month • %d—Two-digit date • %T—Six-digit hour, minute, and seconds <p>disable—Remove the timestamp from the CLI.</p>
Required Privilege Level	view
Related Documentation	<ul style="list-style-type: none"> • CLI User Interface Overview • show cli on page 673
List of Sample Output	set cli timestamp on page 671
Output Fields	When you enter this command, you are provided feedback on the status of your request.

Sample Output

```
set cli timestamp user@host> set cli timestamp format '%m-%d-%T'
'04-21-17:39:13'
CLI timestamp set to: '%m-%d-%T'
```

set date

Syntax	<code>set date (<i>date-time</i> ntp <<i>servers</i>> <<i>source-address source-address</i>>)</code>
Release Information	Command introduced before Junos OS Release 7.4. Command introduced in Junos OS Release 9.0 for EX Series switches. Command introduced in Junos OS Release 11.1 for the QFX Series.
Description	Set the date and time.
Options	<p><i>date-time</i>—Date and time. Enter this string inside quotation marks.</p> <p><i>ntp</i>—Use a Network Time Protocol (NTP) server to synchronize the current date and time setting on the router or switch.</p> <p><i>servers</i>—(Optional) Specify the IP address of one or more NTP servers.</p> <p><i>source-address source-address</i>—Specify the source address that the router or switch uses to contact the remote NTP server.</p>
Required Privilege Level	view
Related Documentation	<ul style="list-style-type: none">Setting the Date and Time
List of Sample Output	set date on page 672
Output Fields	When you enter this command, you are provided feedback on the status of your request.

Sample Output

```
set date user@host> set date ntp
21 Apr 17:22:02 ntpdate[3867]: step time server 172.17.27.46 offset 8.759252 sec
```

show cli

Syntax	show cli
Syntax (QFX Series)	show cli <authorization> <directory> <history <i>count</i> >
Release Information	Command introduced before Junos OS Release 7.4. Command introduced in Junos OS Release 9.0 for EX Series switches. Command introduced in Junos OS Release 11.1 for the QFX Series.
Description	Display configured CLI settings.
Options	This command has no options.
Required Privilege Level	view
List of Sample Output	show cli on page 674
Output Fields	Table 105 on page 673 lists the output fields for the show cli command. Output fields are listed in the approximate order in which they appear.

Table 105: show cli Output Fields

Field Name	Field Description
CLI complete-on-space	Capability to complete a partial command entry when you type a space or a tab: on or off .
CLI idle-timeout	Maximum time that an individual session can be idle before the user is logged out from the router or switch. When this feature is enabled, the number of minutes is displayed. Otherwise, the state is disabled .
CLI restart-on-upgrade	CLI is set to prompt you to restart the router or switch after upgrading the software: on or off .
CLI screen-length	Number of lines of text that the terminal screen displays.
CLI screen-width	Number of characters in a line on the terminal screen.
CLI terminal	Terminal type.
CLI is operating in	Mode: enhanced .
CLI timestamp	Date and time format for the timestamp. If the timestamp is not set, the state is disabled .
CLI working directory	Pathname of the working directory.

Sample Output

```
show cli  user@host> show cli
CLI complete-on-space set to on
CLI idle-timeout disabled
CLI restart-on-upgrade set to on
CLI screen-length set to 47
CLI screen-width set to 132
CLI terminal is 'vt100'
CLI is operating in enhanced mode
CLI timestamp disabled
CLI working directory is '/var/home/regress'
```


show cli authorization

Syntax	show cli authorization
Release Information	Command introduced before Junos OS Release 7.4. Command introduced in Junos OS Release 9.0 for EX Series switches. Command introduced in Junos OS Release 11.1 for the QFX Series.
Description	Display the permissions for the current user.
Options	This command has no options.
Required Privilege Level	view
List of Sample Output	show cli authorization on page 677
Output Fields	Table 106 on page 675 lists the output fields for the show cli authorization command. In the table, all possible permissions are displayed and output fields are listed in alphabetical order.

Table 106: show cli authorization Output Fields

Field Name	Field Description
access	Can view access configuration information.
access-control	Can modify access configuration.
admin	Can view user account information.
admin-control	Can modify user account information.
clear	Can clear learned network information.
configure	Can enter configuration mode.
control	Can modify any configuration.
edit	Can edit configuration files.
field	Reserved for field (debugging) support.
firewall	Can view firewall configuration information.
firewall-control	Can modify firewall configuration information.
floppy	Can read from and write to removable media.
flow-tap	Can view flow-tap configuration information.

Table 106: show cli authorization Output Fields (*continued*)

Field Name	Field Description
flow-tap-control	Can configure flow-tap configuration information.
idp-profiler-operation	Can configure Profiler data.
interface	Can view interface configuration information.
interface-control	Can modify interface configuration information.
maintenance	Can perform system maintenance.
network	Can access the network by entering the ping , ssh , telnet , and traceroute commands.
pgcp-session-mirroring	Can view Packet Gateway Control Protocol session mirroring configuration.
pgcp-session-mirroring-control	Can modify Packet Gateway Control Protocol session mirroring configuration all-control.
reset	Can reset or restart interfaces and system processes.
rollback	Can roll back to previous configurations.
routing	Can view routing configuration information.
routing-control	Can modify routing configuration information.
secret	Can view passwords and authentication keys in the configuration.
secret-control	Can modify passwords and authentication keys in the configuration.
security	Can view security configuration information.
security-control	Can modify security configuration information.
shell	Can start a local shell.
snmp	Can view SNMP configuration information.
snmp-control	Can modify SNMP configuration information.
system	Can view system configuration information.
system-control	Can modify system configuration information.
trace	Can view trace file settings information.

Table 106: show cli authorization Output Fields (*continued*)

Field Name	Field Description
trace-control	Can modify trace file settings information.
view	Can view current values and statistics.
view-configuration	Can view all configuration information (not including secrets).

Sample Output

```

show cli authorization user@host> show cli authorization
Current user: 'remote' login: 'user' class ''
Permissions:
  admin      -- Can view user accounts
  admin-control-- Can modify user accounts
  clear      -- Can clear learned network information
  configure  -- Can enter configuration mode
  control    -- Can modify any configuration
  edit       -- Can edit full files
  field      -- Special for field (debug) support
  floppy     -- Can read and write from the floppy
  interface  -- Can view interface configuration
  interface-control-- Can modify interface configuration
  network    -- Can access the network
  reset      -- Can reset/restart interfaces and daemons
  routing    -- Can view routing configuration
  routing-control-- Can modify routing configuration
  shell      -- Can start a local shell
  snmp       -- Can view SNMP configuration
  snmp-control-- Can modify SNMP configuration
  system     -- Can view system configuration
  system-control-- Can modify system configuration
  trace      -- Can view trace file settings
  trace-control-- Can modify trace file settings
  view       -- Can view current values and statistics
  maintenance -- Can become the super-user
  firewall   -- Can view firewall configuration
  firewall-control-- Can modify firewall configuration
  secret     -- Can view secret configuration
  secret-control-- Can modify secret configuration
  rollback   -- Can rollback to previous configurations
  security   -- Can view security configuration
  security-control-- Can modify security configuration
  access     -- Can view access configuration
  access-control-- Can modify access configuration
  view-configuration-- Can view all configuration (not including secrets)
  flow-tap    -- Can view flow-tap configuration
  flow-tap-control-- Can configure flow-tap service
Individual command authorization:
  Allow regular expression: none
  Deny regular expression: none
  Allow configuration regular expression: none
  Deny configuration regular expression: none

```

show cli directory

Syntax	show cli directory
Release Information	Command introduced before Junos OS Release 7.4. Command introduced in Junos OS Release 9.0 for EX Series switches. Command introduced in Junos OS Release 11.1 for the QFX Series.
Description	Display the current working directory.
Options	This command has no options.
Required Privilege Level	view
List of Sample Output	show cli directory on page 678
Output Fields	Table 107 on page 678 lists the output fields for the show cli directory command. Output fields are listed in the approximate order in which they appear.

Table 107: show cli directory Output Fields

Field Name	Field Description
Current directory	Pathname of the current working directory.

Sample Output

```
show cli directory  user@host> show cli directory
Current directory: /var/home/regress
```

show cli history

Syntax	<code>show cli history</code> <code><count></code>
Release Information	Command introduced before Junos OS Release 7.4. Command introduced in Junos OS Release 9.0 for EX Series switches. Command introduced in Junos OS Release 11.1 for the QFX Series.
Description	Display a list of previous CLI commands.
Options	none —Display all previous CLI commands. count —(Optional) Maximum number of commands to display.
Required Privilege Level	view
List of Sample Output	show cli history on page 679
Output Fields	Table 108 on page 679 lists the output fields for the show cli history command. Output fields are listed in the approximate order in which they appear.

Table 108: show cli history Output Fields

Field Name	Field Description
<i>timestamp</i>	Time at which the command was entered.
<i>command-syntax</i>	Command that was entered.

Sample Output

```
show cli history user@host> show cli history
                  11:14:14 -- show arp
                  11:22:10 -- show cli authorization
                  11:27:12 -- show cli history
```


CHAPTER 9

File Management Operational Mode Commands

Table 109 on page 681 summarizes the command-line interface (CLI) commands you can use to perform and monitor file management functions. Commands are listed in alphabetical order.

Table 109: File Management Operational Mode Commands

Task	Command
Remove contents of a log file.	<code>clear log</code>
Archive files or archive and compress files.	<code>file archive</code>
Calculate checksum using MD5 has algorithm.	<code>file checksum md5</code>
Calculate checksum using Secure Hash Algorithm SHA1.	<code>file checksum sha1</code>
Calculate checksum using Secure Hash Algorithm SHA-256.	<code>file checksum sha-256</code>
Compare two files.	<code>file compare</code>
Copy files.	<code>file copy</code>
Delete files.	<code>file delete</code>
List files and directories on the router.	<code>file list</code>
Rename files.	<code>file rename</code>
Display the contents of a file.	<code>file show</code>
List log files, display log file contents, and display information about users who have logged in to the router.	<code>show log</code>



.....

NOTE: See also the `monitor list`, `monitor start`, and `monitor stop` commands, which are documented in *Real-Time Router Monitoring Operational Mode Commands*.

For information about how to configure file parameters, see the [Junos OS System Basics Configuration Guide](#).

For information about related tasks performed by network operations center (NOC) personnel, see the *Junos Baseline Network Operations Guide*.

.....

clear log

Syntax	<code>clear log <i>filename</i></code> <code><all></code>
Release Information	Command introduced before Junos OS Release 7.4. Command introduced in Junos OS Release 9.0 for EX Series switches. Command introduced in Junos OS Release 11.1 for the QFX Series.
Description	Remove contents of a log file.
Options	<i>filename</i> —Name of the specific log file to delete. <code>all</code> —(Optional) Delete the specified log file and all archived versions of it.
Required Privilege Level	clear
Related Documentation	<ul style="list-style-type: none"> • show log on page 701
List of Sample Output	clear log on page 683
Output Fields	See file list for an explanation of output fields.

Sample Output

clear log The following sample commands list log file information, clear the contents of a log file, and then display the updated log file information:

```
user@host> file list lcc0-re0:/var/log/sampled detail
lcc0-re0:
-----
-rw-r----- 1 root  wheel      26450 Jun 23 18:47 /var/log/sampled
total 1

user@host> clear log lcc0-re0:sampled
lcc0-re0:
-----

user@host> file list lcc0-re0:/var/log/sampled detail
lcc0-re0:
-----
-rw-r----- 1 root  wheel      57 Sep 15 03:44 /var/log/sampled
total 1
```

file archive

Syntax	<code>file archive destination <i>destination</i> source <i>source</i> <compress></code>
Release Information	Command introduced before Junos OS Release 7.4. Command introduced in Junos OS Release 9.0 for EX Series switches. Command introduced in Junos OS Release 11.1 for the QFX Series.
Description	Archive, and optionally compress, one or multiple local system files as a single file, locally or at a remote location.
Options	<p>destination <i>destination</i>—Destination of the archived file or files. Specify the destination as a URL or filename. The Junos OS adds one of the following suffixes if the destination filename does not already have it:</p> <ul style="list-style-type: none">• For archived files—The suffix .tar• For archived and compressed files—The suffix .tgz <p>source <i>source</i>—Source of the original file or files. Specify the source as a URL or filename.</p> <p>compress—(Optional) Compress the archived file with the GNU zip (gzip) compression utility. The compressed files have the suffix .tgz.</p>
Required Privilege Level	maintenance
List of Sample Output	file archive (Multiple Files) on page 684 file archive (Single File) on page 684 file archive (with Compression) on page 684
Output Fields	When you enter this command, you are provided feedback on the status of your request.

Sample Output

file archive (Multiple Files)	<p>The following sample command archives all message files in the local directory <code>/var/log/messages</code> as the single file messages-archive.tar.</p> <pre>user@host> file archive source /var/log/messages* destination /var/log/messages-archive.tar /usr/bin/tar: Removing leading / from absolute path names in the archive. user@host></pre>
file archive (Single File)	<p>The following sample command archives one message file in the local directory <code>/var/log/messages</code> as the single file messages-archive.tar.</p> <pre>user@host> file archive source /var/log/messages destination /var/log/messages-archive.tar /usr/bin/tar: Removing leading / from absolute path names in the archive. user@host></pre>
file archive (with Compression)	<p>The following sample command archives and compresses all message files in the local directory <code>/var/log/messages</code> as the single file messages-archive.tgz.</p>

```
user@host> file archive compress source /var/log/messages* destination  
/var/log/messages-archive.tgz  
/usr/bin/tar: Removing leading / from absolute path names in the archive.
```

file checksum md5

Syntax	<code>file checksum md5 <pathname> filename</code>
Release Information	Command introduced before Junos OS Release 7.4. Command introduced in Junos OS Release 9.0 for EX Series switches. Command introduced in Junos OS Release 11.1 for the QFX Series.
Description	Calculate the Message Digest 5 (MD5) checksum of a file.
Options	pathname —(Optional) Path to a filename. filename —Name of a local file for which to calculate the MD5 checksum.
Required Privilege Level	maintenance
Related Documentation	<ul style="list-style-type: none">• Configuring Checksum Hashes for a Commit Script in the <i>Junos OS Configuration and Operations Automation Guide</i>• Configuring Checksum Hashes for an Event Script in the <i>Junos OS Configuration and Operations Automation Guide</i>• Configuring Checksum Hashes for an Op Script in the <i>Junos OS Configuration and Operations Automation Guide</i>• Executing an Op Script from a Remote Site in the <i>Junos OS Configuration and Operations Automation Guide</i>• file checksum sha-256 on page 688• file checksum sha1 on page 687• op on page 844
List of Sample Output	file checksum md5 on page 686
Output Fields	When you enter this command, you are provided feedback on the status of your request.

Sample Output

```
file checksum md5      user@host> file checksum md5 jbundle-5.3R2.4-export-signed.tgz
MD5 (jbundle-5.3R2.4-export-signed.tgz) = 2a3b69e43f9bd4893729cc16f505a0f5
```

file checksum sha1

Syntax	<code>file checksum sha1 <pathname> filename</code>
Release Information	<p>Command introduced in Junos OS Release 9.5.</p> <p>Command introduced in Junos OS Release 9.5 for EX Series switches.</p> <p>Command introduced in Junos OS Release 11.1 for the QFX Series.</p>
Description	Calculate the Secure Hash Algorithm (SHA-1) checksum of a file.
Options	<p>pathname—(Optional) Path to a filename.</p> <p>filename—Name of a local file for which to calculate the SHA-1 checksum.</p>
Required Privilege Level	maintenance
Related Documentation	<ul style="list-style-type: none"> • Configuring Checksum Hashes for a Commit Script in the <i>Junos OS Configuration and Operations Automation Guide</i> • Configuring Checksum Hashes for an Event Script in the <i>Junos OS Configuration and Operations Automation Guide</i> • Configuring Checksum Hashes for an Op Script in the <i>Junos OS Configuration and Operations Automation Guide</i> • Executing an Op Script from a Remote Site in the <i>Junos OS Configuration and Operations Automation Guide</i> • file checksum md5 on page 686 • file checksum sha-256 on page 688 • op on page 844
List of Sample Output	file checksum sha1 on page 687
Output Fields	When you enter this command, you are provided feedback on the status of your request.

Sample Output

```

file checksum sha1  user@host> file checksum sha1 /var/db/scripts/opscript.slax

SHA1 (/var/db/scripts/commitscript.slax) = ba9e47120c7ce55cff29afd73eacd370e162c676

```

file checksum sha-256

Syntax	<code>file checksum sha-256 <pathname> filename</code>
Release Information	Command introduced in Junos OS Release 9.5. Command introduced in Junos OS Release 9.5 for EX Series switches. Command introduced in Junos OS Release 11.1 for the QFX Series.
Description	Calculate the Secure Hash Algorithm 2 family (SHA-256) checksum of a file.
Options	pathname —(Optional) Path to a filename. filename —Name of a local file for which to calculate the SHA-256 checksum.
Required Privilege Level	maintenance
Related Documentation	<ul style="list-style-type: none">• Configuring Checksum Hashes for a Commit Script in the <i>Junos OS Configuration and Operations Automation Guide</i>• Configuring Checksum Hashes for an Event Script in the <i>Junos OS Configuration and Operations Automation Guide</i>• Configuring Checksum Hashes for an Op Script in the <i>Junos OS Configuration and Operations Automation Guide</i>• Executing an Op Script from a Remote Site in the <i>Junos OS Configuration and Operations Automation Guide</i>• file checksum md5 on page 686• file checksum sha1 on page 687• op on page 844
List of Sample Output	file checksum sha-256 on page 688
Output Fields	When you enter this command, you are provided feedback on the status of your request.

Sample Output

```
file checksum sha-256  user@host> file checksum sha-256 /var/db/scripts/commitscript.slax

SHA256 (/var/db/scripts/commitscript.slax) =
94c2b061fb55399e15babd2529453815601a602b5c98e5c12ed929c9d343dd71
```

file compare

Syntax	<pre>file compare (files <i>filename filename</i>) <context unified> <ignore-white-space></pre>
Release Information	<p>Command introduced before Junos OS Release 7.4.</p> <p>Command introduced in Junos OS Release 9.0 for EX Series switches.</p> <p>Command introduced in Junos OS Release 11.1 for the QFX Series.</p>
Description	<p>Compare two local files and describe the differences between them in default, context, or unified output styles:</p> <ul style="list-style-type: none"> • Default—In the first line of output, c means lines were changed between the two files, d means lines were deleted between the two files, and a means lines were added between the two files. The numbers preceding this alphabetical marker represent the first file, and the lines after the alphabetical marker represent the second file. A left angle bracket (<) in front of output lines refers to the first file. A right angle bracket (>) in front of output lines refers to the second file. • Context—The display is divided into two parts. The first part is the first file; the second part is the second file. Output lines preceded by an exclamation point (!) have changed. Additions are marked with a plus sign (+), and deletions are marked with a minus sign (-). • Unified—The display is preceded by the line number from the first and the second file (xx,xxx,x). Before the line number, additions to the file are marked with a plus sign (+), and deletions to the file are marked with a minus sign (-). The body of the output contains the affected lines. Changes are viewed as additions plus deletions.
Options	<p>files <i>filename</i>—Names of two local files to compare.</p> <p>context—(Optional) Display output in context format.</p> <p>ignore-white-space—(Optional) Ignore changes in the amount of white space.</p> <p>unified—(Optional) Display output in unified format.</p>
Required Privilege Level	none
List of Sample Output	<p>file compare files on page 690</p> <p>file compare files context on page 690</p> <p>file compare files unified on page 690</p> <p>file compare files unified ignore-white-space on page 690</p>
Output Fields	When you enter this command, you are provided feedback on the status of your request.

Sample Output

```

file compare files user@host> file compare files /tmp/one /tmp/two
100c100
<          full-name "File 1";
---
>          full-name "File 2";
102c102
<          class foo; # 'foo' is not defined
---
>          class super-user;

file compare files user@host> file compare files /tmp/one /tmp/two context
context *** /tmp/one    Wed Dec  3 17:12:50 2003
--- /tmp/two    Wed Dec  3 09:13:14 2003
*****
*** 97,104 ****
        }
    }
    user bill {
!         full-name "Bill Smith";
!         class foo; # 'foo' is not defined
        authentication {
            encrypted-password SECRET;
        }
--- 97,105 ----
    }
    user bill {
!         full-name "Bill Smith";
!         uid 1089;
!         class super-user;
        authentication {
            encrypted-password SECRET;
        }

file compare files user@host> file compare files /tmp/one /tmp/two unified
unified --- /tmp/one    Wed Dec  3 17:12:50 2003
+++ /tmp/two    Wed Dec  3 09:13:14 2003
@@ -97,8 +97,9 @@
    }
}
user bill {
-     full-name "Bill Smith";
-     class foo; # 'foo' is not defined
+     full-name "Bill Smith";
+     uid 1089;
+     class super-user;
    authentication {
        encrypted-passwordSECRET;
    }

file compare files user@host> file compare files /tmp/one /tmp/two unified ignore-white-space
unified ignore-white-space --- /tmp/one    Wed Dec  3 09:13:10 2003
+++ /tmp/two    Wed Dec  3 09:13:14 2003
@@ -99,7 +99,7 @@
    user bill {
        full-name "Bill Smith";
        uid 1089;

```



```
-      class foo; # 'foo' is not defined
+      class super-user;
      authentication {
          encrypted-password <SECRET>; # SECRET-DATA
      }
```

file copy

Syntax	<code>file copy <i>source destination</i></code> <code><source-address <i>address</i>></code>
Release Information	Command introduced before Junos OS Release 7.4. source-address option added in Junos OS Release 7.4. Command introduced in Junos OS Release 9.0 for EX Series switches. Command introduced in Junos OS Release 11.1 for QFX Series switches.
Description	Copy files from one place to another on the local router or switch or between the local router or switch and a remote system.
Options	source —Source of the original file. Specify this as a URL or filename. destination —Destination of the copied file. Specify this as a URL or filename. If you are copying a file to the current directory (your home directory on the local router or switch) and are not renaming the file, specify the destination with a period (.). source-address <i>address</i> —(Optional) Source IP host address. This option is useful for specifying the source address of a secure copy (scp) file transfer.
Required Privilege Level	maintenance
List of Sample Output	file copy (A File from the Router or Switch to a PC) on page 692 file copy (A Configuration File Between Routing Engines) on page 692 file copy (A Log File Between Routing Engines) on page 692 file copy (A File from the TX Matrix Plus Router to a T1600 Router Connected to the TX Matrix Plus Router) on page 692
Output Fields	When you enter this command, you are provided feedback on the status of your request.

Sample Output

file copy (A File from the Router or Switch to a PC)	<pre>user@host> file copy /var/tmp/rpd.core.4 berry:/c/junipero/tmp ...transferring.file..... 0 KB 0.3 kB/s ETA: 00:00:00 100%</pre>
file copy (A Configuration File Between Routing Engines)	<p>The following sample command copies a configuration file from Routing Engine 0 to Routing Engine 1:</p> <pre>user@host> file copy /config/juniper.conf re1:/var/tmp/copied-juniper.conf</pre>
file copy (A Log File Between Routing Engines)	<p>The following sample command copies a log file from Routing Engine 0 to Routing Engine 1:</p> <pre>user@host> file copy lcc0-re0:/var/log/chassisd lcc0-re1:/var/tmp</pre>
file copy (A File from the TX Matrix Plus Router to a T1600)	<p>The following sample command copies a text file from Routing Engine 1 on the switch-fabric chassis sfc0 to Routing Engine 1 on the line-card chassis lcc0:</p>

Router Connected to the TX Matrix Plus Router)

```
user@host> file copy sfc0-re1:/tmp/sample.txt lcc0-re1:/var/tmp
```

file delete

Syntax	<code>file delete <i>filename</i></code> <code><purge></code>
Release Information	Command introduced before Junos OS Release 7.4. Command introduced in Junos OS Release 9.0 for EX Series switches. Command introduced in Junos OS Release 11.1 for the QFX Series.
Description	Delete a file on the local router or switch.
Options	<i>filename</i> —Name of the file to delete. For a routing matrix, include chassis information in the filename if the file to be deleted is not local to the Routing Engine from which the command is issued. <i>purge</i> —(Optional) Overwrite regular files before deleting them.
Required Privilege Level	maintenance
List of Sample Output	file delete on page 694 file delete (Routing Matrix) on page 694
Output Fields	When you enter this command, you are provided feedback on the status of your request.

Sample Output

file delete	<pre>user@host> file list /var/tmp dcd.core rpd.core snmpd.core user@host> file delete /var/tmp/snmpd.core user@host> file list /var/tmp dcd.core rpd.core</pre>
file delete (Routing Matrix)	<pre>user@host> file list lcc0-re0:/var/tmp dcd.core rpd.core snmpd.core user@host> file delete lcc0-re0:/var/tmp/snmpd.core user@host> file list /var/tmp dcd.core rpd.core</pre>

file list

Syntax	file list <detail recursive> <filename>
Release Information	Command introduced before Junos OS Release 7.4. Command introduced in Junos OS Release 9.0 for EX Series switches. Command introduced in Junos OS Release 11.1 for the QFX Series.
Description	Display a list of files on the local router or switch.
Options	<p>none—Display a list of all files for the current directory.</p> <p>detail recursive—(Optional) Display detailed output or descend recursively through the directory hierarchy, respectively.</p> <p>filename—(Optional) Display a list of files. For a routing matrix, the filename must include the chassis information.</p>
Additional Information	The default directory is the home directory of the user logged in to the router or switch. To view available directories, enter a space and then a backslash (/) after the file list command. To view files within a specific directory, include a backslash followed by the directory and, optionally, subdirectory name after the file list command.
Required Privilege Level	maintenance
List of Sample Output	file list on page 695 file list (Routing Matrix) on page 695
Output Fields	When you enter this command, you are provided feedback on the status of your request.

Sample Output

file list	<pre>user@host> file list /var/tmp dcd.core rpd.core snmpd.core</pre>
file list (Routing Matrix)	<pre>user@host> file list lcc0-re0:var/tmp lcc0-re0: ----- /var/tmp/: .gdbinit .pccardd Test/ chassisd* chassisd.nathan* check_time* cores/ diagTestPrep* diagtest*</pre>

diagtest.regress*
do_switchovers*
dump_test*
err.manoj.log
esw_clearstats*
esw_counter*
esw_debug*
esw_debug_ge*
esw_filt_test*
esw_filter_tnp_addr*
esw_getstats*
esw_phy*
esw_stats*

file rename

Syntax	<code>file rename <i>source destination</i></code>
Release Information	Command introduced before Junos OS Release 7.4. Command introduced in Junos OS Release 9.0 for EX Series switches. Command introduced in Junos OS Release 11.1 for the QFX Series.
Description	Rename a file on the local router or switch.
Options	<i>destination</i> —New name for the file. <i>source</i> —Original name of the file. For a routing matrix, the filename must include the chassis information.
Required Privilege Level	maintenance
List of Sample Output	file rename on page 697 file rename (Routing Matrix) on page 697
Output Fields	When you enter this command, you are provided feedback on the status of your request.

Sample Output

file rename	<p>The following example lists the files in <code>/var/tmp</code>, renames one of the files, and then displays the list of files again to reveal the newly named file.</p> <pre> user@host> file list /var/tmp dcd.core rpd.core snmpd.core user@host> file rename /var/tmp/dcd.core /var/tmp/dcd.core.990413 user@host> file list /var/tmp dcd.core.990413 rpd.core snmpd.core </pre>
file rename (Routing Matrix)	<p>The following example lists the files in <code>/var/tmp</code>, renames one of the files, and then displays the list of files again to reveal the newly named file.</p> <pre> user@host> file list lcc0-re1:/var/tmp lcc0-re1: ----- /var/tmp: .pccardd sartre.conf snmpd syslogd.core-tarball.0.tgz user@host> file rename lcc0-re0:/var/tmp/snmpd /var/tmp/snmpd.rr user@host> file list lcc0-re1:/var/tmp </pre>

lcc0-re1:

/var/tmp:

.pccardd

sartre.conf

snmpd.rr

syslogd.core-tarball.0.tgz

file show

Syntax	<code>file show <i>filename</i></code> <code><encoding (base64 raw)></code>
Release Information	Command introduced before Junos OS Release 7.4. Command introduced in Junos OS Release 9.0 for EX Series switches. Command introduced in Junos OS Release 11.1 for the QFX Series.
Description	Display the contents of a file.
Options	<i>filename</i> —Name of a file. For a routing matrix, the filename must include the chassis information. <code>encoding (base64 raw)</code> —(Optional) Encode file contents with base64 encoding or show raw text.
Required Privilege Level	maintenance
List of Sample Output	file show on page 699 file show (Routing Matrix) on page 699
Output Fields	When you enter this command, you are provided feedback on the status of your request.

Sample Output

```

file show user@host> file show /var/log/messages
Apr 13 21:00:08 romney /kernel: so-1/1/2: loopback suspected; going to standby.
Apr 13 21:00:40 romney /kernel: so-1/1/2: loopback suspected; going to standby.
Apr 13 21:02:48 romney last message repeated 4 times
Apr 13 21:07:04 romney last message repeated 8 times
Apr 13 21:07:13 romney /kernel: so-1/1/0: Clearing SONET alarm(s) RDI-P
Apr 13 21:07:29 romney /kernel: so-1/1/0: Asserting SONET alarm(s) RDI-P
...

file show user@host> file show lcc0-re0:/var/tmp/gdbinit
(Routing Matrix) lcc0-re0:
-----
#####
# Settings
#####

set print pretty

#####
# Basic stuff
#####

define msgbuf
    printf "%s", msgbufp->msg_ptr
end
# hex dump of a block of memory
# usage: dump address length
define dump

```

```
p $arg0, $arg1
set $ch = $arg0
set $j = 0
set $n = $arg1
while ($j < $n)
    #printf "%x %x ",&$ch[$j],$ch[$j]
    printf "%x ",$ch[$j]
    set $j = $j + 1
    if (!($j % 16))
        printf "\n"
    end
end
end
end
```

show log

Syntax	show log <filename user <username>>
Syntax (TX Matrix Router)	show log <all-lcc lcc <i>number</i> scc> <filename user <username>>
Release Information	Command introduced before Junos OS Release 7.4. Command introduced in Junos OS Release 9.0 for EX Series switches. Command introduced in Junos OS Release 11.1 for the QFX Series.
Description	List log files, display log file contents, or display information about users who have logged in to the router or switch.
Options	<p>none—List all log files.</p> <p><all-lcc lcc <i>number</i> scc>—(Routing matrix only) (Optional) Display logging information about all T640 routers (or line-card chassis) or a specific T640 router (replace <i>number</i> with a value from 0 through 3) connected to a TX Matrix router. Or, display logging information about the TX Matrix router (or switch-card chassis).</p> <p>filename—(Optional) Display the log messages in the specified log file. For the routing matrix, the filename must include the chassis information.</p> <p>user <username>—(Optional) Display logging information about users who have recently logged in to the router or switch. If you include <i>username</i>, display logging information about the specified user.</p>
Required Privilege Level	trace
List of Sample Output	show log on page 701 show log filename on page 702 show log user on page 702

Sample Output

```

user@host> show log
total 57518
-rw-r--r--  1 root  bin      211663 Oct  1 19:44 dcd
-rw-r--r--  1 root  bin      999947 Oct  1 19:41 dcd.0
-rw-r--r--  1 root  bin      999994 Oct  1 17:48 dcd.1
-rw-r--r--  1 root  bin       238815 Oct  1 19:44 rpd
-rw-r--r--  1 root  bin     1049098 Oct  1 18:00 rpd.0
-rw-r--r--  1 root  bin     1061095 Oct  1 12:13 rpd.1
-rw-r--r--  1 root  bin     1052026 Oct  1 06:08 rpd.2
-rw-r--r--  1 root  bin     1056309 Sep 30 18:21 rpd.3
-rw-r--r--  1 root  bin     1056371 Sep 30 14:36 rpd.4
-rw-r--r--  1 root  bin     1056301 Sep 30 10:50 rpd.5
-rw-r--r--  1 root  bin     1056350 Sep 30 07:04 rpd.6

```

```
-rw-r--r--  1 root  bin      1048876 Sep 30 03:21 rpd.7
-rw-rw-r--  1 root  bin      19656 Oct  1 19:37 wtmp
```

```
show log filename  user@host> show log rpd
Oct  1 18:00:18 trace_on: Tracing to ?/var/log/rpd? started
Oct  1 18:00:18 EVENT <MTU> ds-5/2/0.0 index 24 <Broadcast PointToPoint Multicast
Oct  1 18:00:18
Oct  1 18:00:19 KRT rcv len 56 V9 seq 148 op add Type route/if af 2 addr
13.13.13.21 nhop type local nhop 13.13.13.21
Oct  1 18:00:19 KRT rcv len 56 V9 seq 149 op add Type route/if af 2 addr
13.13.13.22 nhop type unicast nhop 13.13.13.22
Oct  1 18:00:19 KRT rcv len 48 V9 seq 150 op add Type ifaddr index 24 devindex
43
Oct  1 18:00:19 KRT rcv len 144 V9 seq 151 op chnge Type ifdev devindex 44
Oct  1 18:00:19 KRT rcv len 144 V9 seq 152 op chnge Type ifdev devindex 45
Oct  1 18:00:19 KRT rcv len 144 V9 seq 153 op chnge Type ifdev devindex 46
Oct  1 18:00:19 KRT rcv len 1272 V9 seq 154 op chnge Type ifdev devindex 47
...
```

```
show log user      user@host> show log user
darius  mg2546      Thu Oct  1 19:37   still logged in
darius  mg2529      Thu Oct  1 19:08 - 19:36 (00:28)
darius  mg2518      Thu Oct  1 18:53 - 18:58 (00:04)
root    mg1575      Wed Sep 30 18:39 - 18:41 (00:02)
root    ttyt2      jun.site.per Wed Sep 30 18:39 - 18:41 (00:02)
alex    ttyt1      192.168.1.2 Wed Sep 30 01:03 - 01:22 (00:19)
```

Packet Forwarding Engine Operational Mode Commands

Table 110 on page 703 summarizes the command-line interface (CLI) commands you can use to perform and monitor Packet Forwarding Engine management functions. Commands are listed in alphabetical order.

Table 110: Packet Forwarding Engine Operational Mode Commands

Task	Command
Display Packet Forwarding Engine Compact Forwarding Engine Board (CFEB) status and statistics information.	<code>show pfe cfeb</code>
Display Packet Forwarding Engine Forwarding Engine Board (FEB) status and statistics information.	<code>show pfe feb</code>
Display Packet Forwarding Engine statistics for the specified Flexible PIC Concentrator (FPC).	<code>show pfe fpc</code>
(J Series router only) Display Packet Forwarding Engine forwarding process (fwdd) status and statistics information.	<code>show pfe fwdd</code>
(Routing matrix only) Display Packet Forwarding Engine information for the specified T640 router (or line-card chassis).	<code>show pfe lcc</code>
Display Packet Forwarding Engine next-hop information.	<code>show pfe next-hop</code>
Display IPv4 Packet Forwarding Engine statistics.	<code>show pfe statistics ip</code>
(M320 and T320 routers, and T-640 only) Display Packet Forwarding Engine resource and L-chip SRAM memory usage statistics.	<code>show pfe resource usage memory</code>
Display the routes in the Packet Forwarding Engine forwarding table.	<code>show pfe route</code>
(M40 routers only) Display Packet Forwarding Engine System Control Board (SCB) status and statistics information.	<code>show pfe scb</code>

Table 110: Packet Forwarding Engine Operational Mode Commands (*continued*)

Task	Command
(M40e and M160 routers only) Display Packet Forwarding Engine Switching and Forwarding Module (SFM) status and statistics information.	show pfe sfm
(M20 routers only) Display Packet Forwarding Engine System and Switch Board (SSB) status and statistics information.	show pfe ssb
Display Packet Forwarding Engine direct memory access (DMA) statistics.	show pfe statistics dma
Display Packet Forwarding Engine error statistics.	show pfe statistics error
Display Packet Forwarding Engine IPv6 statistics.	show pfe statistics ip6
Display Packet Forwarding Engine notification statistics.	show pfe statistics notification
Display Packet Forwarding Engine polled I/O (PIO) statistics.	show pfe statistics pio
Display Packet Forwarding Engine traffic statistics.	show pfe statistics traffic
Display Packet Forwarding Engine traffic statistics for Bidirectional Forwarding Detection (BFD).	show pfe statistics traffic protocol bfd
Display Packet Forwarding Engine traffic statistics for connectivity fault management (CFM).	show pfe statistics traffic protocol cfm
Display Packet Forwarding Engine traffic statistics for link fault management (LFM).	show pfe statistics traffic protocol lfm
Display Packet Forwarding Engine status information.	show pfe terse
(M320 and T320 routers, and T-640 only) Display Packet Forwarding Engine resource and L-chip SRAM memory usage statistics.	show pfe resource usage memory
Display Packet Forwarding Engine version information.	show pfe version



NOTE: For information about how to configure PFE parameters, see the [Junos OS System Basics Configuration Guide](#).

show pfe cfeb

Syntax	show pfe cfeb
Release Information	Command introduced before Junos OS Release 7.4.
Description	(M7i routers only) Display Packet Forwarding Engine Compact Forwarding Engine Board (CFEB) status and statistics information.
Options	This command has no options.
Required Privilege Level	admin
List of Sample Output	show pfe cfeb on page 705

Sample Output

```

user@host> show pfe cfeb
CFEB status:
  Slot:                Present
  State:                Online
  Last State Change:    2005-03-10 09:01:25 PST
  Uptime (total):       2d 00:44
  Failures:             0
  Pending:              0

Peer message type receive qualifiers:
Message Type          Receive Qualifier
-----
TTP                   All
IFD                   All
IFL                   All
Nexthop               All
COS                   All
Route                 All
SW Firewall           All
HW Firewall           All
PFE Statistics        All
PIC Statistics        All
Sampling              All
Monitoring            None
ASP                   None
L2TP                  None
Collector             None
PIC Configuration     All
Queue Statistics      All
  (null)              None

PFE listener statistics:
  Open:                1
  Close:               0
  Sleep:               0
  Wakeup:              0
  Resync Request:      0
  Resync Done:         1
  Resync Fail:         0

```

Resync Time: 0

PFE IPC statistics:

type	TX Messages	RX messages
-----	-----	-----
Header	0	0
Test	0	0
Interface	562	14582
Chassis	0	0
Boot	0	0
Next-hop	104	0
Jtree	0	0
Cprod	0	0
Route	103	1
Pfe	3770	2925
Dfw	10	0
Mastership	0	0
Sampling	0	0
GUCP	0	0
CoS	50	0
GCCP	0	0
GHCP	0	0
IRSD	0	0
Monitoring	0	0
RE	0	0
PIC	0	0
ASP cfg	0	0
ASP cmd	0	0
L2TP cfg	0	0
Collector	0	0
PIC state	0	0
Aggregator	0	0
Empty	0	0

PFE socket-buffer mbuf depth:

bucket	count
-----	-----
0	0
1	0
2	0
3	0
4	0
5	0
6	0
7	0
8	0
9	0
10	0
11	0
12	0
13	0
14	0
15	0
16	0
17	0
18	0
19	0
20	0
21	0

PFE socket-buffer bytes pending transmit:

bucket	count
-----	-----
0	0
1	0
2	0
3	0
4	0
5	0
6	0
7	0
8	0
9	0
10	0
11	0
12	0
13	0
14	0
15	0
16	0
17	0
18	0
19	0
20	0
21	0

show pfe feb

Syntax	show pfe feb
Release Information	Command introduced before Junos OS Release 7.4.
Description	(M5 and M10 routers only) Display Packet Forwarding Engine Forwarding Engine Board (FEB) status and statistics information.
Options	This command has no options.
Required Privilege Level	admin
List of Sample Output	show pfe feb on page 708

Sample Output

```

user@host> show pfe feb
FEB status:
  Slot:                Present
  State:                Online
  Last State Change:    2005-03-11 00:33:57 PST
  Uptime (total):       1d 09:14
  Failures:             0
  Pending:              0

Peer message type receive qualifiers:
Message Type           Receive Qualifier
-----
      TTP              All
      IFD              All
      IFL              All
      Nexthop          All
      COS              All
      Route            All
      SW Firewall      All
      HW Firewall      All
      PFE Statistics   All
      PIC Statistics   All
      Sampling         All
      Monitoring       None
      ASP              None
      L2TP             None
      Collector        None
      PIC Configuration All
      Queue Statistics All
      (null)           None

PFE listener statistics:
  Open:                1
  Close:               0
  Sleep:               0
  Wakeup:              0
  Resync Request:      0
  Resync Done:         1
  Resync Fail:         0

```

Resync Time: 0

PFE IPC statistics:

type	TX Messages	RX messages
Header	0	0
Test	0	0
Interface	639	11889
Chassis	0	0
Boot	0	0
Next-hop	104	0
Jtree	0	0
Cprod	0	0
Route	940	0
Pfe	3008	1995
Dfw	9	0
Mastership	0	0
Sampling	0	0
GUCP	0	0
CoS	35	0
GCCP	0	0
GHCP	0	0
IRSD	0	0
Monitoring	0	0
RE	0	0
PIC	0	0
ASP cfg	0	0
ASP cmd	0	0
L2TP cfg	0	0
Collector	0	0
PIC state	0	0
Aggregator	0	0
Empty	0	0

PFE socket-buffer mbuf depth:

bucket	count
0	0
1	0
2	0
3	0
4	0
5	0
6	0
7	0
8	0
9	0
10	0
11	0
12	0
13	0
14	0
15	0
16	0
17	0
18	0
19	0
20	0
21	0

PFE socket-buffer bytes pending transmit:

bucket	count
-----	-----
0	0
1	0
2	0
3	0
4	0
5	0
6	0
7	0
8	0
9	0
10	0
11	0
12	0
13	0
14	0
15	0
16	0
17	0
18	0
19	0
20	0
21	0

show pfe fpc

Syntax	show pfe fpc <i>slot</i> <detail extensive>
Syntax (TX Matrix and TX Matrix Plus Router)	show pfe fpc <lcc <i>number</i> >
Syntax (MX Series Router)	show pfe fpc <i>slot</i> <detail extensive> <all-members> <local> <member <i>member-id</i> >
Release Information	Command introduced before Junos OS Release 7.4.
Description	Display Packet Forwarding Engine statistics for the specified Flexible PIC Concentrator (FPC).
Options	<p>slot—FPC slot number. Replace slot with a value from 0 through 2.</p> <p>detail extensive—(Optional) Display the specified level of detail.</p> <p>all-members—(MX Series routers only) (Optional) Display Packet Forwarding Engine statistics for the specified FPC in all members of the Virtual Chassis configuration.</p> <p>lcc number—(TX Matrix and TX Matrix Plus routers only) (Optional) On a TX Matrix router, the slot number of the T640 router (or line-card chassis) that houses the FPC. On a TX Matrix Plus router, lcc number represents the slot number of the T1600 router (or line-card chassis) that houses the FPC. Replace number with a value from 0 through 3.</p> <p>local—(MX Series routers only) (Optional) Display Packet Forwarding Engine statistics for the specified FPC in the local Virtual Chassis member.</p> <p>member member-id—(MX Series routers only) (Optional) Display Packet Forwarding Engine statistics for the specified FPC in the specified member of the Virtual Chassis configuration. Replace member-id with a value of 0 or 1.</p>
Required Privilege Level	admin
List of Sample Output	show pfe fpc on page 711 show pfe fpc lcc on page 712 show pfe fpc 0 detail on page 714

Sample Output

```

show pfe fpc user@host> show pfe fpc 1
FPC 1 status:
Slot:                Present
State:               Online
Last State Change:   2000-01-10 18:12:27 UTC

```

```

Uptime:                1d 03:31
Failures:               0
Pending:                0
Route Memory Enhanced: 0
PFE listener statistics:
Open:                   1
Close:                  0
Sleep:                  0
Wakeup:                 0
Resync Request:         0
Resync Done:             0
Resync Fail:            0
Resync Time:            0

PFE IPC statistics:
type      TX Messages  RX messages
-----
Header    0            0
Test      0            0
Interface 2251          2219
Chassis   0            0
Boot      0            0
Next-hop  0            0
Jtree     0            0
Cprod     0            0
Route     0            0
Pfe       0            1
Dfw

```

show pfe fpc lcc user@host> show pfe fpc 0 lcc 0
lcc0-re0:

```

-----
GFPC 0 status:
Slot:                Present
State:                Online
Last State Change:   2009-06-17 21:00:35 PDT
Uptime (total):      02:31:45
Failures:             0
Pending:              0

```

Peer message type receive qualifiers [non-NONE(s) only]:
IPC Msg Type (subtype) Receive Qualifier

```

-----
Interface (0)            A11
Interface (1)            A11
Interface (2)            A11
Interface (3)            A11
Interface (4)            A11
Interface (5)            A11
Interface (6)            A11
Interface (7)            A11
Interface (8)            A11
Interface (9)            A11
Interface (10)           A11
Interface (11)           A11
Interface (12)           A11
Interface (13)           A11
Interface (14)           A11
Interface (15)           A11
Interface (16)           A11
Interface (17)           A11

```

```

Interface      (18)      All
Interface      (19)      All
Interface      (20)      Slot only
Interface      (21)      All
...
Next-hop       (0)       All
Next-hop       (1)       All
Next-hop       (2)       All
Next-hop       (3)       All
Next-hop       (4)       All
Next-hop       (5)       Always TRUE
...
Route          (0)       All
Route          (1)       All
Route          (2)       All
Route          (3)       All
Route          (4)       All
Route          (5)       All
Route          (6)       All
Route          (7)       All
Route          (8)       All
...
Pfe            (1)       Always TRUE
Pfe            (3)       Always TRUE
Pfe            (5)       Always TRUE
...
Dfw            (0)       All
Dfw            (1)       All
Dfw            (2)       All
Dfw            (3)       All
...
Sampling       (1)       All
Sampling       (2)       All
Sampling       (3)       All
CoS            (0)       All
CoS            (1)       All
CoS            (2)       All
CoS            (3)       All
...
PIC            (1)       Always TRUE
PIC            (3)       Always TRUE
...
GenCfg         (8)       All
GenCfg         (15)      All
...
IFSTATE BITS SET:
-----
IFD
IFL
IFF
IFA
RTTABLE
ROUTE
NEXTHOP
FIREWALL
NAME_TABLE
COS_FABRIC
COS_POLICY
COS_RED

```

```

COS_REWRT_TABLE
COS_REWRT_IFLMAP
COS_CLASS_TABLE
COS_CLASS_IFLMAP
COS_POLICER
COS_SHAPER
SAMPLE
RTCOS
SYSCONF
IFVP
SADB
IFVC
COS_FC_QUEUE
COS_FRAGMAP_TABLE
COS_FRAGMAP_IFLMAP
Generic config
Mesh group

```

PFE listener statistics:

```

Open: 1
Close: 0
Sleep: 0
Wakeup: 0
Resync Request: 0
Resync Done: 1
Resync Fail: 0
Resync Time: 0

```

PFE IPC statistics:

Type (subtype)	TX Messages	RX messages
Interface (3)	165	0
Interface (4)	81	0
Interface (5)	0	190
Interface (8)	145	0
Interface (9)	425	0
Interface (10)	24	0

...

PFE socket-buffer mbuf depth:

bucket	count
0	0
1	0
2	0

PFE socket-buffer bytes pending transmit:

bucket	count
0	0
1	0

...

show pfe fpc 0 detail user@host> show pfe fpc 0 detail

GFPC 2 status:

```

Slot: Present
State: Online
Last State Change: 2010-11-16 03:55:25 PST
Uptime (total): 00:11:06
Failures: 1
Pending: 0

```


Route Memory Enhanced: 0

Filter Memory Enhanced: 1

Peer message type receive qualifiers [non-NONE(s) only]:

IPC Msg Type (subtype)		Receive Qualifier
Interface	(0)	All
Interface	(1)	All
Interface	(2)	All
Interface	(3)	All
Interface	(4)	All
Interface	(5)	All
Interface	(6)	All
Interface	(7)	All
Interface	(8)	All
Interface	(9)	All
Interface	(10)	All
Interface	(11)	All
...		
Next-hop	(0)	All
Next-hop	(1)	All
Next-hop	(2)	All
Next-hop	(3)	All
Next-hop	(4)	All
Next-hop	(5)	All
...		
Route	(0)	All
Route	(1)	All
Route	(2)	All
Route	(3)	All
Route	(4)	All
Route	(5)	All
...		
Pfe	(1)	Always TRUE
Pfe	(3)	Always TRUE
Pfe	(5)	Always TRUE
...		
Dfw	(0)	All
Dfw	(1)	All
Dfw	(2)	All
Dfw	(3)	All
...		
Sampling	(1)	All
Sampling	(2)	All
Sampling	(3)	All
CoS	(0)	All
CoS	(1)	All
CoS	(2)	All
CoS	(3)	All
CoS	(4)	All
...		
PIC	(1)	Always TRUE
PIC	(3)	Always TRUE
...		
GenCfg	(8)	All
GenCfg	(15)	All
...		

IFSTATE BITS SET:

IFD
IFL

```

IFF
IFA
RTTABLE
ROUTE
NEXTHOP
FIREWALL
NAME TABLE
COS_FABRIC
COS_POLICY
COS_RED
COS_REWRT_TABLE
COS_REWRT_IFLMAP
COS_CLASS_TABLE
COS_CLASS_IFLMAP
COS_POLICER
COS_SHAPER
SAMPLE
RTCOS
SYSCONF
IFVP
SADB
IFVC
COS_FC_QUEUE
COS_FRAGMAP_TABLE
COS_FRAGMAP_IFLMAP
Generic config
Mesh group

```

PFE listener statistics:

```

Open:                2
Close:               1
Sleep:               0
Wakeup:              0
Resync Request:      0
Resync Done:         2
Resync Fail:         0
Resync Time:         0

```

PFE IPC statistics:

Type (subtype)	TX Messages	RX messages
-----	-----	-----
Interface (3)	104	0
Interface (5)	0	8
Interface (8)	85	0
Interface (9)	67	0
Interface (10)	4	0
...		
Next-hop (1)	364	0
Next-hop (3)	12	0
Next-hop (11)	33	0
Next-hop (23)	39	0
Route (1)	331	0
Route (2)	34	0
Route (3)	1	0
Route (6)	1	0
Route (9)	48	0
Pfe (1)	0	1
Pfe (3)	1	0
Pfe (4)	0	1
Pfe (5)	1	0
...		

Dfw	(1)	20	0
Dfw	(18)	1	0
GenCfg	(8)	45	0
GenCfg	(15)	1	0

show pfe fwdd

Syntax	show pfe fwdd
Release Information	Command introduced before Junos OS Release 7.4.
Description	(J Series routers only) Display Packet Forwarding Engine forwarding process (fwdd) status and statistics information.
Options	This command has no options.
Required Privilege Level	view
List of Sample Output	show pfe fwdd on page 718

Sample Output

```

user@host> show pfe fwdd
FWDD status:
  Slot:                Present
  State:                Online
  Last State Change:   2004-09-15 16:00:36 PDT
  Uptime (total):      1d 01:16
  Failures:            0
  Pending:             0

Peer message type receive qualifiers:
Message Type          Receive Qualifier
-----
          TTP          Slot only
          IFD          All
          IFL          All
        Nexthop        All
          COS          All
          Route        All
        SW Firewall    All
        HW Firewall    All
    PFE Statistics     All
    PIC Statistics     All
        Sampling       All
        Monitoring     All
          ASP          Slot only
          L2TP         None
        Collector     None

PFE listener statistics:
  Open:                1
  Close:               0
  Sleep:               0
  Wakeup:              0
  Resync Request:      0
  Resync Done:         1
  Resync Fail:         0
  Resync Time:         0

PFE IPC statistics:

```

type	TX Messages	RX messages
Header	0	0
Test	0	0
Interface	221	3189
Chassis	0	0
Boot	0	0
Next-hop	40	0
Jtree	0	0
Cprod	0	0
Route	45	0
Pfe	1907	1520
Dfw	16	0
Mastership	0	0
Sampling	0	0
GUCP	0	0
CoS	20	0
GCCP	0	0
GHCP	0	0
IRSD	0	0
Monitoring	0	0
RE	0	0
PIC	0	0
ASP cfg	0	0
ASP cmd	0	0
L2TP cfg	0	0
Collector	0	0
PIC state	0	0

PFE socket-buffer mbuf depth:

bucket	count
0	0
1	0
2	0
3	0
4	0
5	0
6	0
7	0
8	0
9	0
10	0
11	0
12	0
13	0
14	0
15	0
16	0
17	0
18	0
19	0
20	0
21	0

PFE socket-buffer bytes pending transmit:

bucket	count
0	0
1	0
2	0

3	0
4	0
5	0
6	0
7	0
8	0
9	0
10	0
11	0
12	0
13	0
14	0
15	0
16	0
17	0
18	0
19	0
20	0
21	0

show pfe lcc

Syntax (TX Matrix and TX Matrix Plus Router) `show pfe lcc number`

Release Information Command introduced before Junos OS Release 7.4.

Description (TX Matrix and TX Matrix Plus router only) On a TX Matrix router, display Packet Forwarding Engine status and statistics for the specified T640 router (or line-card chassis). On a TX Matrix Plus router, display Packet Forwarding Engine status and statistics for the specified T1600 router (or line-card chassis).

Options ***lcc number***—On a TX Matrix router, the slot number of the T640 router (or line-card chassis) that is connected to the TX Matrix router. On a TX Matrix Plus router, the slot number of the T1600 router (or line-card chassis) that is connected to the TX Matrix Plus router. Replace ***number*** with a value from 0 through 3.

Required Privilege Level admin

List of Sample Output [show pfe lcc on page 721](#)

Sample Output

```

user@host> show pfe lcc 0
LCC 0 status:
  Slot:                Present
  State:               Online
  Last State Change:   2005-03-10 19:31:50 PST
  Uptime (total):      1d 14:20
  Failures:            23
  Pending:             0

Peer message type receive qualifiers:
Message Type      Receive Qualifier
-----
                TTP  All detail
                IFD  All detail
                IFL  All detail
                Nexthop All
                COS  All
                Route  All
                SW Firewall All
                HW Firewall All
                PFE Statistics All
                PIC Statistics All
                Sampling All detail
                Monitoring All detail
                ASP  All detail
                L2TP All detail
                Collector All detail

PFE listener statistics:
  Open:              25
  Close:             23
  Sleep:             0

```

```

Wakeup:          0
Resync Request:  0
Resync Done:     2
Resync Fail:     0
Resync Time:     0

```

PFE IPC statistics:

type	TX Messages	RX messages
-----	-----	-----
Header	0	0
Test	0	0
Interface	163	2923
Chassis	0	0
Boot	0	0
Next-hop	15	0
Jtree	0	0
Cprod	0	0
Route	100	0
Pfe	5369	3072
Dfw	11	0
Mastership	0	0
Sampling	0	0
GUCP	0	0
CoS	20	0
GCCP	0	0
GHCP	0	0
IRSD	0	0
Monitoring	0	0
RE	3	6930
PIC	0	0
ASP cfg	0	0
ASP cmd	0	0
L2TP cfg	0	0
Collector	0	0
PIC state	4	0

PFE socket-buffer mbuf depth:

bucket	count
-----	-----
0	0
1	0
2	0
3	0
4	0
5	0
6	0
7	0
8	0
9	0
10	0
11	0
12	0
13	0
14	0
15	0
16	0
17	0
18	0
19	0
20	0
21	0


```
PFE socket-buffer bytes pending transmit:
bucket          count
-----
0               0
1               0
2               0
3               0
4               0
5               0
6               0
7               0
8               0
9               0
10              0
11              0
12              0
13              0
14              0
15              0
16              0
17              0
18              0
19              0
20              0
21              0
```

show pfe next-hop

Syntax	show pfe next-hop <interface <i>interface-name</i> >
Syntax (TX Matrix and TX Matrix Plus Routers)	show pfe next-hop <fpc <i>slot</i> > <interface <i>interface-name</i> > <lcc <i>number</i> >
Release Information	Command introduced before Junos OS Release 7.4. Command introduced in Junos OS Release 9.0 for EX Series switches. Command introduced in Junos OS Release 11.1 for the QFX Series.
Description	Display Packet Forwarding Engine next-hop information.
Options	<p>none—Display all Packet Forwarding Engine next-hop information.</p> <p>fpc <i>slot</i>—(TX Matrix and TX Matrix Plus routers only) (Optional) Show the next hops for a Flexible PIC Concentrator (FPC) slot. On a TX Matrix router, if you specify the number of a T640 router by using the lcc <i>number</i> option (the recommended method), replace <i>slot</i> with a value from 0 through 7. Otherwise, replace <i>slot</i> with a value from 0 through 31. On a TX Matrix Plus router, if you specify the number of a T1600 router by using the lcc <i>number</i> option (the recommended method), replace <i>slot</i> with a value from 0 through 7. Otherwise, replace <i>slot</i> with a value from 0 through 31. For example, the following commands have the same result:</p> <pre> user@host> show pfe next-hop fpc 1 lcc 1 user@host> show pfe next-hop fpc 9 </pre> <p>interface <i>interface-name</i>—(Optional) Display the Packet Forwarding Engine next-hop interface.</p> <p>lcc <i>number</i>—(TX Matrix and TX Matrix Plus routers only) (Optional) On a TX Matrix router, the slot number of the T640 router (or line-card chassis) that houses the FPC. On a TX Matrix Plus router, the slot number of the T1600 router (or line-card chassis) that houses the FPC. Replace <i>number</i> with a value from 0 through 3.</p>
Required Privilege Level	admin
List of Sample Output	show pfe next-hop on page 725 show pfe next-hop fpc (TX Matrix Router) on page 725 show pfe next-hop fpc (TX Matrix Plus Router) on page 725

Sample Output

show pfe next-hop user@host> show pfe next-hop

NextHop Info:

ID	Type	Interface	Protocol	Encap	Next Hop Addr	MTU
---	---	---	---	---	---	---
4	Mcast	-	IPv4	-	0.0.0.0	0
5	Bcast	-	IPv4	-	-	0
7	Discard	-	IPv4	-	-	0
8	MDiscard	-	IPv4	-	-	0
9	Reject	-	IPv4	-	-	0
13	Local	-	IPv4	-	192.168.4.60	0
14	Resolve	fxp0.0	IPv4	Unspecified	-	0
17	Local	-	IPv4	-	127.0.0.1	0
18	Unicast	fxp0.0	IPv4	Unspecified	192.168.4.254	0
21	Local	-	IPv4	-	11.1.0.1	0
22	Unicast	at-0/1/0.0	IPv4	ATM SNAP	11.1.0.2	4482
...						

show pfe next-hop fpc user@host> show pfe next-hop fpc 1
(TX Matrix Router) Slot 1

NextHop Info:

ID	Type	Interface	Next Hop Addr	Protocol	Encap	MTU
---	---	---	---	---	---	---
5	Mcast	-	default	IPv4	-	0
6	Bcast	-	-	IPv4	-	0
8	Discard	-	-	IPv4	-	0
9	MDiscard	-	-	IPv4	-	0
13	Mcast	-	default	IPv6	-	0
17	MDiscard	-	-	IPv6	-	0
18	Reject	-	-	IPv6	-	0
24	Discard	-	-	None	-	0
68	Local	-	192.168.66.113	IPv4	-	0
69	Resolve	fxp0.0	-	IPv4	Unspecified	0
70	Unicast	fxp0.0	192.168.71.254	IPv4	Unspecified	0
256	Local	-	10.71.71.1	IPv4	-	0
257	Local	-	127.0.0.1	IPv4	-	0
258	Mcast.local..1	default	-	IPv4	Unspecified	0
259	Bcast.local..1	-	-	IPv4	Unspecified	0
261	Discard.local..1	-	-	IPv4	Unspecified	0
262	MDiscard.local..1	-	-	IPv4	Unspecified	0
269	Mcast.local..1	default	-	IPv6	Unspecified	0
271	Discard.local..1	-	-	IPv6	Unspecified	0
...						

show pfe next-hop fpc user@host> show pfe next-hop fpc 0
(TX Matrix Plus Router) Slot 0

ID	Type	Interface	Next Hop Addr	Protocol	Encap	MTU
---	---	---	---	---	---	---
31	Mcast	-	default	IPv4	-	0
32	Bcast	-	-	IPv4	-	0
34	Discard	-	-	IPv4	-	0
35	MDiscard	-	-	IPv4	-	0
36	Reject	-	-	IPv4	-	0
39	Mcast	-	default	IPv6	-	0
42	Discard	-	-	IPv6	-	0
43	MDiscard	-	-	IPv6	-	0
44	Reject	-	-	IPv6	-	0

49	Receive	-	-	MPLS	-	0
50	Discard	-	-	MPLS	-	0
111	Mcast	.local..1	default	IPv4	Unspecified	0
112	Bcast	.local..1	-	IPv4	Unspecified	0
114	Discard	.local..1	-	IPv4	Unspecified	0
115	MDiscard	.local..1	-	IPv4	Unspecified	0
116	Reject	.local..1	-	IPv4	Unspecified	0
119	Mcast	.local..1	default	IPv6	Unspecified	0
122	Discard	.local..1	-	IPv6	Unspecified	0
123	MDiscard	.local..1	-	IPv6	Unspecified	0
124	Reject	.local..1	-	IPv6	Unspecified	0
191	Mcast	.local..2	default	IPv4	Unspecified	0
192	Bcast	.local..2	-	IPv4	Unspecified	0
194	Discard	.local..2	-	IPv4	Unspecified	0
195	MDiscard	.local..2	-	IPv4	Unspecified	0
196	Reject	.local..2	-	IPv4	Unspecified	0
322	Local	-	10.1.0.5	IPv4	-	0
323	Resolve	bcm0.0	-	IPv4	Unspecified	0
326	Local	-	129.0.0.5	IPv4	-	0
327	Resolve	bcm0.0	-	IPv4	Unspecified	0
328	Local	-	fe80::201:ff:fe01:5	IPv6	-	0
329	Receive	bcm0.0	ff02::1:ff01:5	IPv6	Unspecified	0
330	Receive	bcm0.0	fe80::	IPv6	Unspecified	0
331	Resolve	bcm0.0	-	IPv6	Unspecified	0
332	Local	-	fec0::a:1:0:5	IPv6	-	0
333	Receive	bcm0.0	ff02::1:ff00:5	IPv6	Unspecified	0
334	Receive	bcm0.0	fec0::	IPv6	Unspecified	0
335	Resolve	bcm0.0	-	IPv6	Unspecified	0
348	Local	-	192.168.178.4	IPv4	-	0
349	Resolve	em0.0	-	IPv4	Unspecified	0
350	Unicast	em0.0	192.168.178.126	IPv4	Unspecified	0
357	Local	-	fe80::201:1ff:fe01:5	IPv6	-	0
512	Local	-	10.255.178.11	IPv4	-	0
513	Local	-	127.0.0.1	IPv4	-	0
515	Local	-	abcd::10:255:178:11	IPv6	-	0
516	Local	-	fe80::200:ff:fe00:0	IPv6	-	0
517	Local	-	127.0.0.1	IPv4	-	0
518	Mcast	.local..3	default	IPv4	Unspecified	0
519	Bcast	.local..3	-	IPv4	Unspecified	0
521	Discard	.local..3	-	IPv4	Unspecified	0
522	MDiscard	.local..3	-	IPv4	Unspecified	0
523	Reject	.local..3	-	IPv4	Unspecified	0
531	Mcast	.local..3	default	IPv6	Unspecified	0
533	Discard	.local..3	-	IPv6	Unspecified	0
534	MDiscard	.local..3	-	IPv6	Unspecified	0
535	Reject	.local..3	-	IPv6	Unspecified	0
539	Mgroup	-	-	IPv4	-	0
540	Bcast	ge-15/0/3.0	-	IPv4	Ethernet	0
541	Receive	ge-15/0/3.0	14.2.1.0	IPv4	Ethernet	0
542	Local	-	14.2.1.1	IPv4	-	0
543	Resolve	ge-15/0/3.0	-	IPv4	Ethernet	0
544	Bcast	ge-31/0/4.0	-	IPv4	Ethernet	0
545	Receive	ge-31/0/4.0	14.1.1.0	IPv4	Ethernet	0
546	Local	-	14.1.1.1	IPv4	-	0
547	Resolve	ge-31/0/4.0	-	IPv4	Ethernet	0
548	Unicast	ge-31/0/4.0	14.1.1.2	IPv4	Ethernet	0
549	Unicast	ge-15/0/3.0	14.2.1.2	IPv4	Ethernet	0

550	Bcast	ae1.0	-	IPv4	Ethernet	0
551	Receive	ae1.0	11.1.1.0	IPv4	Ethernet	0
552	Local	-	11.1.1.1	IPv4	-	0
553	Resolve	ae1.0	-	IPv4	Ethernet	0
554	Aggreg.	ae1.0	-	IPv4	Ethernet	0
555	Unicast	ge-23/0/8.0	11.1.1.2	IPv4	Ethernet	0
556	Unicast	ge-7/0/9.0	11.1.1.2	IPv4	Ethernet	0
557	Aggreg.	ae1.0	-	MPLS	Ethernet	0
558	Unicast	ge-23/0/8.0	-	MPLS	Ethernet	0
559	Unicast	ge-7/0/9.0	-	MPLS	Ethernet	0
560	Aggreg.	ae1.0	-	MPLS	Ethernet	0
561	Unicast	ge-23/0/8.0	-	MPLS	Ethernet	0
562	Unicast	ge-7/0/9.0	-	MPLS	Ethernet	0

show pfe route

Syntax	<pre>show pfe route <<inet6 ip iso> <prefix prefix> <table <table-name> <index index> <prefix prefix>>> <mpls> <summary></pre>
Syntax (EX Series Switch and QFX Series)	<pre>show pfe route <<inet6 ip> <prefix prefix> <table <table-name> <index index> <prefix prefix>>> <mpls> <summary></pre>
Syntax (TX Matrix and TX Matrix Plus Routers)	<pre>show pfe route <fpc slot> <<inet6 ip iso> <prefix prefix> <table <table-name> <index index> <prefix prefix>>> <lcc number> <mpls> <summary></pre>

Release Information Command introduced before Junos OS Release 7.4.
 Command introduced in Junos OS Release 9.0 for EX Series switches.
 Command introduced in Junos OS Release 11.1 for the QFX Series.

Description Display the routes in the Packet Forwarding Engine forwarding table. The Packet Forwarding Engine forwards packets between input and output interfaces.



NOTE: The Routing Engine maintains a master copy of the forwarding table. It copies the forwarding table to the Packet Forwarding Engine, which is the part of the router or switch responsible for forwarding packets. To display the routes in the Routing Engine forwarding table, use the `show route forwarding table` command. For more information, see the [Junos OS Routing Protocols and Policies Command Reference](#).

Options **none**—Display all Packet Forwarding Engine forwarding table information.

fpc slot—(TX Matrix and TX Matrix Plus routers only) (Optional) Show the next hops for a Flexible PIC Concentrator (FPC) slot.

On a TX Matrix router, if you specify the number of a T640 router by using the **lcc number** option (the recommended method), replace **slot** with a value from 0 through 7. Otherwise, replace **slot** with a value from 0 through 31. On a TX Matrix Plus router, if you specify the number of a T1600 router by using the **lcc number** option (the recommended method), replace **slot** with a value from 0 through 7. Otherwise, replace **slot** with a value from 0 through 31. For example, the following commands have the same result:

```
user@host> show pfe route fpc 1 lcc 1
user@host> show pfe route fpc 9
```

index *index*—(Optional) Display table index.

inet6—(Optional) Display Packet Forwarding Engine IPv6 routes.

ip—(Optional) Display Packet Forwarding Engine IPv4 routes.

iso —(Optional) Display ISO version routing tables.

lcc *number*—(TX Matrix and TX Matrix Plus routers only) (Optional) On a TX Matrix router, the slot number of the T640 router (or line-card chassis) that houses the FPC. On a TX Matrix Plus router, the slot number of the T1600 router (or line-card chassis) that houses the FPC. Replace ***number*** with a value from 0 through 3.

mpls—(Optional) Display Packet Forwarding Engine MPLS information.

prefix *prefix*—(Optional) IPv4 or IPv6 prefix for which to show table entries.

summary—(Optional) Display summary of Packet Forwarding Engine information.

table <*table-name*>—(Optional) Display table information.

Required Privilege Level

admin

List of Sample Output

[show pfe route ip on page 729](#)
[show pfe route iso on page 729](#)
[show pfe route lcc summary \(TX Matrix Router\) on page 730](#)
[show pfe route lcc summary \(TX Matrix Plus Router\) on page 731](#)

Sample Output

show pfe route ip user@host> show pfe route ip

```
IPv4 Route Table 0, default.0, 0x0:
Destination                NH IP Addr      Type      NH ID Interface
-----
default                    127.0.0.1       Discard    8
127.0.0.1                  127.0.0.1       Local      256
172.16/12                  192.168.71.254  Unicast    68 fxp0.0
192.168.0/18               192.168.71.254  Unicast    68 fxp0.0
192.168.40/22              192.168.71.254  Unicast    68 fxp0.0
192.168.64/18              192.168.71.254  Unicast    68 fxp0.0
192.168.64/21              192.168.71.254  Resolve    67 fxp0.0
192.168.71.249             192.168.71.249  Local      66
192.168.220.0/30           192.168.71.249  Resolve    303 fe-0/0/0.0
192.168.220.0              192.168.220.0   Receive    301 fe-0/0/0.0
224.0.0.1                  192.168.220.0   Receive    301 fe-0/0/0.0
224.0.0.1                  192.168.220.0   Receive    301 fe-0/0/0.0
255.255.255.255           192.168.220.0   Receive    301 fe-0/0/0.0
...

```

show pfe route iso user@host# show pfe route iso

```
CLNS Route Table 0, CLNP.0, 0x0:
Destination                Type      NH ID Interface
-----
default                    Reject    60

```

```

47.0005.80ff.f800.0000.0108.0001.0102.5508.2159/152    Local  514
49.0001.00a0.c96b.c491/72                                Local  536

```

**show pfe route lcc
summary (TX Matrix
Router)**

```
user@host> show pfe route lcc 2 summary
```

Slot 0

```

IPv4 Route Tables:
Index      Routes      Size(b)
-----
Default    43          3081
1          4           281

```

```

MPLS Route Tables:
Index      Routes      Size(b)
-----
Default    1           68

```

```

IPv6 Route Tables:
Index      Routes      Size(b)
-----
Default    9           717
1          5           389

```

Slot 1

```

IPv4 Route Tables:
Index      Routes      Size(b)
-----
Default    43          3081
1          4           281

```

```

MPLS Route Tables:

Index      Routes      Size(b)
-----
Default    1           68

```

```

IPv6 Route Tables:
Index      Routes      Size(b)
-----
Default    9           717
1          5           389

```

Slot 16

```

IPv4 Route Tables:
Index      Routes      Size(b)
-----
Default    41          2938
1          4           281

```

```

MPLS Route Tables:
Index      Routes      Size(b)
-----
Default    1           68

```

```

IPv6 Route Tables:
Index      Routes      Size(b)
-----

```


Default	9	717
1	5	389

Slot 17

IPv4 Route Tables:

Index	Routes	Size(b)
-----	-----	-----
Default	41	2938
1	4	281

MPLS Route Tables:

Index	Routes	Size(b)
-----	-----	-----
Default	1	68

IPv6 Route Tables:

Index	Routes	Size(b)
-----	-----	-----
Default	9	717
1	5	389

show pfe route lcc summary (TX Matrix Plus Router)

user@host> show pfe route lcc 2 summary

Slot 0

IPv4 Route Tables:

Index	Routes	Size(b)
-----	-----	-----
Default	25	2266
1	9	815
2	6	545
3	5	453
4	15	1371
5	5	453
6	13	1187

MPLS Route Tables:

Index	Routes	Size(b)
-----	-----	-----
Default	1	88
4	5	452

IPv6 Route Tables:

Index	Routes	Size(b)
-----	-----	-----
Default	7	697
1	13	1305
3	4	385
4	4	385
5	4	385
6	18	1833

Slot 6

IPv4 Route Tables:

Index	Routes	Size(b)
-----	-----	-----

Default	25	2266
1	9	815
2	6	545
3	5	453
4	15	1371
5	5	453
6	13	1187

MPLS Route Tables:

Index	Routes	Size(b)
-----	-----	-----
Default	1	88
4	5	452

IPv6 Route Tables:

Index	Routes	Size(b)
-----	-----	-----
Default	7	697
1	13	1305
3	4	385
4	4	385
5	4	385
6	18	1833
...		

show pfe scb

Syntax	show pfe scb
Release Information	Command introduced before Junos OS Release 7.4.
Description	(M40 routers only) Display Packet Forwarding Engine System Control Board (SCB) status and statistics information.
Options	This command has no options.
Required Privilege Level	admin
List of Sample Output	show pfe scb on page 733

Sample Output

```

user@host> show pfe scb
SCB status:
  Slot:          Present
  State:         Online
  Last State Change: 1999-02-05 11:02:36 UTC
  Uptime:        1d 02:31
  Failures:      0
  Pending:       0

PFE listener statistics:
  Open:          1
  Close:         0
  Sleep:         1
  Wakeup:        0
  Resync Request: 1
  Resync Done:   1
  Resync Fail:   0
  Resync Time:   0

PFE IPC statistics:
type            TX Messages  RX messages
-----
  Header         0             0
  Test           0             0
  Interface     10715          10594
  Chassis        0             0
  Boot           0             0
  Next-hop       8             0
  Jtree          0             0
  Cprod          0             0
  Route         11             0
  Pfe           1592          1593
  Dfw            0             0
  Mastership     0             0
  Empty          0             0

PFE socket-buffer mbuf depth:
bucket          count
-----

```

0	5298
1	0
2	0
3	0
4	0
5	0
6	0
7	0

...

PFE socket-buffer bytes pending transmit:

bucket	count
0	5298
1	0
2	0
3	0
4	2
5	3
6	1
7	1

...

show pfe sfm

Syntax	<code>show pfe sfm slot</code> <detail extensive>
Release Information	Command introduced before Junos OS Release 7.4.
Description	(M40e and M160 routers only) Display Packet Forwarding Engine Switching and Forwarding Module (SFM) status and statistics information.
Options	<p>slot—Display statistics from the specified SFM slot. Replace slot with a value from 0 through 3.</p> <p>detail extensive—(Optional) Display the specified level of detail.</p>
Additional Information	This command applies only to systems with multiple SFMs.
Required Privilege Level	admin
List of Sample Output	show pfe sfm on page 735

Sample Output

```

show pfe sfm user@host> show pfe sfm 1
SFM 1 status:
  Slot:                Offline
  State:                Init
  Last State Change:    2000-03-01 07:45:55 UTC
  Downtime:             17:47:29
  Failures:             167
  Pending:              0

PFE listener statistics:
  Open:                 167
  Close:                167
  Sleep:                2
  Wakeup:               1
  Resync Request:       2
  Resync Done:          2
  Resync Fail:          0
  Resync Time:          1

PFE IPC statistics:
  type      TX Messages  RX messages
  -----
    Header      0          0
    Test        0          0
  Interface    0          0
    Chassis     0          0
    Boot        0          0
  Next-hop     0          0
    Jtree       0          0
    Cprod       0          0
    Route       0          0
    Pfe         0          0

```

Dfw	0	0
Mastership	0	0
Empty	0	0

PFE socket-buffer mbuf depth:

bucket	count
-----	-----
0	0
1	0
2	0
3	0
4	0
5	0
6	0
7	0
8	0
9	0
10	0
11	0
12	0
13	0
14	0
15	0
16	0
17	0
18	0
19	0
20	0
21	0

PFE socket-buffer bytes pending transmit:

bucket	count
-----	-----
0	0
1	0
2	0
3	0
4	0
5	0
6	0
7	0
8	0
9	0
10	0
11	0
12	0
13	0
14	0
15	0
16	0
17	0
18	0
19	0
20	0
21	0

show pfe ssb

Syntax	show pfe ssb
Release Information	Command introduced before Junos OS Release 7.4.
Description	(M20 routers only) Display Packet Forwarding Engine System and Switch Board (SSB) status and statistics information.
Options	This command has no options.
Required Privilege Level	admin
List of Sample Output	show pfe ssb on page 737

Sample Output

```

user@host> show pfe ssb
SSB status:
  Slot:          Present
  State:         Online
  Last State Change: 2005-03-06 03:10:28 PST
  Uptime (total):  11:23:27
  Failures:       0
  Pending:        0

Peer message type receive qualifiers:
Message Type      Receive Qualifier
-----
                TTP Slot only
                IFD All
                IFL All
                Nexthop All
                COS All
                Route All
                SW Firewall All
                HW Firewall All
                PFE Statistics All
                PIC Statistics None
                Sampling All
                Monitoring None
                ASP None
                L2TP None
                Collector None
                PIC Configuration None
                Queue Statistics None
                (null) None

PFE listener statistics:
  Open:          1
  Close:         0
  Sleep:         0
  Wakeup:        0
  Resync Request: 0
  Resync Done:   1

```

```

Resync Fail:      0
Resync Time:      0

```

PFE IPC statistics:

type	TX Messages	RX messages
-----	-----	-----
Header	0	0
Test	0	0
Interface	737	9911
Chassis	0	0
Boot	0	0
Next-hop	48	0
Jtree	0	0
Cprod	0	0
Route	94	0
Pfe	2034	683
Dfw	8	0
Mastership	0	0
Sampling	0	0
GUCP	0	0
CoS	73	0
GCCP	0	0
GHCP	0	0
IRSD	0	0
Monitoring	0	0
RE	0	0
PIC	0	0
ASP cfg	0	0
ASP cmd	0	0
L2TP cfg	0	0
Collector	0	0
PIC state	0	0
Aggregator	0	0
Empty	0	0

PFE socket-buffer mbuf depth:

bucket	count
-----	-----
0	0
1	0
2	0
3	0
4	0
5	0
6	0
7	0
8	0
9	0
10	0
11	0
12	0
13	0
14	0
15	0
16	0
17	0
18	0
19	0
20	0
21	0

PFE socket-buffer bytes pending transmit:

bucket	count
-----	-----
0	0
1	0
2	0
3	0
4	0
5	0
6	0
7	0
8	0
9	0
10	0
11	0
12	0
13	0
14	0
15	0
16	0
17	0
18	0
19	0
20	0
21	0

show pfe statistics dma

Syntax	show pfe statistics dma
Syntax (TX Matrix and TX Matrix Plus Router)	show pfe statistics dma <fpc slot> <lcc number>
Release Information	Command introduced before Junos OS Release 7.4.
Description	Display Packet Forwarding Engine direct memory access (DMA) statistics.
Options	<p>none—Display all Packet Forwarding Engine direct memory access statistics.</p> <p>fpc slot—(TX Matrix and TX Matrix Plus routers only) (Optional) Display statistics for a Flexible PIC Concentrator (FPC) slot.</p> <p>On a TX Matrix router, if you specify the number of a T640 router by using the lcc number option (the recommended method), replace slot with a value from 0 through 7. Otherwise, replace slot with a value from 0 through 31. On a TX Matrix Plus router, if you specify the number of a T1600 router by using the lcc number option (the recommended method), replace slot with a value from 0 through 7. Otherwise, replace slot with a value from 0 through 31. For example, the following commands have the same result:</p> <pre> user@host> show pfe statistics dma fpc 1 lcc 1 user@host> show pfe statistics dma fpc 9 </pre> <p>lcc number—(TX Matrix and TX Matrix Plus routers only) (Optional) On a TX Matrix router, display statistics for a specific T640 router (or line-card chassis) that is connected to a TX Matrix router. On a TX Matrix Plus router, display statistics for a specific T1600 router (or line-card chassis) that is connected to a TX Matrix router. Replace number with a value from 0 through 3.</p>
Required Privilege Level	admin
List of Sample Output	show pfe statistics dma on page 740 show pfe statistics dma lcc (Routing Matrix) on page 741

Sample Output

```

show pfe statistics dma user@host> show pfe statistics dma
DMA Statistics:
      Name      Requests    Completed    Failed
-----
Packet Read      905119      905119         0
Packet Write     943761      943761         0
Physical Read         0         0         0
Physical Write        0         0         0

DMA Errors:
      Name      Write 0    Write 1    Read 0    Read 1
-----

```

Illegal Bank	0	0	0	0
Address Range	0	0	0	0
ECC Error	0	0	0	0
PCI Retries	0	0	0	0
PCI Error	0	0	0	0

DMA Requests:

Requests available: 256, Requests used: 0

show pfe statistics dma lcc (Routing Matrix)

user@host> show pfe statistics dma lcc 2

Slot 0

DMA Statistics:

Name	Requests	Completed	Failed
Packet Read	10718	10718	0
Packet Write	9935	9935	0

DMA Errors:

Name	Write 0	Write 1	Read 0	Read 1
Illegal Bank	0	0		
Address Range	0	0		
ECC Error	0	0		

DMA Requests:

Requests available: 768, Requests used: 0

DMA Statistics:

Name	Requests	Completed	Failed
Packet Read	0	0	0
Packet Write	0	0	0

DMA Errors:

Name	Write 0	Write 1	Read 0	Read 1
Illegal Bank	0	0		
Address Range	0	0		
ECC Error	0	0		

DMA Requests:

Requests available: 768, Requests used: 0

Slot 1

DMA Statistics:

Name	Requests	Completed	Failed
Packet Read	2	2	0
Packet Write	10154	10154	0

DMA Errors:

Name	Write 0	Write 1	Read 0	Read 1

Illegal Bank	0	0
Address Range	0	0
ECC Error	0	0

DMA Requests:

Requests available: 768, Requests used: 0

Slot 16

DMA Statistics:

Name	Requests	Completed	Failed
-----	-----	-----	-----
Packet Read	0	0	0
Packet Write	0	0	0

DMA Errors:

Name	Write 0	Write 1	Read 0	Read 1
-----	-----	-----	-----	-----
Illegal Bank	0	0		
Address Range	0	0		
ECC Error	0	0		

DMA Requests:

Requests available: 768, Requests used: 0

DMA Statistics:

Name	Requests	Completed	Failed
-----	-----	-----	-----
Packet Read	0	0	0
Packet Write	0	0	0

DMA Errors:

Name	Write 0	Write 1	Read 0	Read 1
-----	-----	-----	-----	-----
Illegal Bank	0	0		
Address Range	0	0		
ECC Error	0	0		

DMA Requests:

Requests available: 768, Requests used: 0

Slot 17

DMA Statistics:

Name	Requests	Completed	Failed
-----	-----	-----	-----
Packet Read	0	0	0
Packet Write	0	0	0

DMA Errors:

Name	Write 0	Write 1	Read 0	Read 1
-----	-----	-----	-----	-----
Illegal Bank	0	0		
Address Range	0	0		
ECC Error	0	0		

DMA Requests:
Requests available: 768, Requests used: 0

show pfe statistics error

Syntax	show pfe statistics error
Syntax (TX Matrix and TX Matrix Plus Router)	show pfe statistics error <fpc slot> <lcc number>
Release Information	Command introduced before Junos OS Release 7.4.
Description	Display Packet Forwarding Engine error statistics.
Options	<p>none—Display all Packet Forwarding Engine error statistics.</p> <p>fpc slot—(TX Matrix and TX Matrix Plus routers only) (Optional) Display error statistics for a Flexible PIC Concentrator (FPC) slot. On a TX Matrix router, if you specify the number of a T640 router by using the lcc number option (the recommended method), replace slot with a value from 0 through 7. Otherwise, replace slot with a value from 0 through 31. On a TX Matrix Plus router, if you specify the number of a T1600 router by using the lcc number option (the recommended method), replace slot with a value from 0 through 7. Otherwise, replace slot with a value from 0 through 31. For example, the following commands have the same result:</p> <pre> user@host> show pfe statistics error fpc 1 lcc 1 user@host> show pfe statistics error fpc 9 </pre> <p>lcc number—(TX Matrix and TX Matrix Plus routers only) (Optional) On a TX Matrix router, display error statistics for a specific T640 router (or line-card chassis) that is connected to a TX Matrix. On a TX Matrix Plus router, display error statistics for a specific T1600 router (or line-card chassis) that is connected to a TX Matrix Plus router. Replace number with a value from 0 through 3.</p>
Required Privilege Level	admin
List of Sample Output	show pfe statistics error on page 744 show pfe statistics error lcc (Routing Matrix) on page 745 show pfe statistics error on page 746



NOTE: The output of the `show pfe statistics error` statement contains sensitive information that cannot be made explicit.

Sample Output

```

show pfe statistics error user@host> show pfe statistics error
error                    PFE error statistics:
                        C chip    A1 chip    A2 chip
                        -----
                        0          0          0  scan fail
                        0          0          N/A  A1<->C FCS error

```

```

      0      N/A      0 A2<->C FCS error
      N/A      0      0 A<->B FCS error
B chip slots:
      0      1      2      3
-----
      0      0      0      0 scan fail
      0      0      0      0 A1->B FCS error
      0      0      0      0 A2->B FCS error
      0      0      0      0 correctable ECC error
      0      0      0      0 uncorrectable ECC error
      0      0      0      0 multiple ECC errors
      0      0      0      0 B->HS link error
      0      0      0      0 A1->Bm error
      0      0      0      0 A2->Bo error
      0      0      0      0 write buffer overflow
      0      0      0      0 Bo FIFO sync error
      0      0      0      0 Bo FIFO size error
      0      0      0      0 Bo stream stuck error
      0      0      0      0 Bo SRAM parity error
      4      5      6      7
-----
      0      0      0      0 scan fail
      0      0      0      0 A1->B FCS error
      0      0      0      0 A2->B FCS error
      0      0      0      0 correctable ECC error
      0      0      0      0 uncorrectable ECC error
      0      0      0      0 multiple ECC errors
      0      0      0      0 B->HS link error
      0      0      0      0 A1->Bm error
      0      0      0      0 A2->Bo error
      0      0      0      0 write buffer overflow
      0      0      0      0 Bo FIFO sync error
      0      0      0      0 Bo FIFO size error
      0      0      0      0 Bo stream stuck error
      0      0      0      0 Bo SRAM parity error

```

show pfe statistics user@host> show pfe statistics error lcc 2
 error lcc
 (Routing Matrix) Slot 0

LCHIP Error statistics:

```

LCHIP      0      1      2      3
-----
Lin PIF:    0      0      0      0
Lin SRCTL:  0      0      0      0
Lout NLIF:  0      0      0      0
Lout DESRD: 0      0      0      0
Lout HDRF:  0      0      0      0

```

HSL Map for PFE complex 0 (Top):

```

Index  HST Name      ----> Index  HSR Name      Errors
=====
***** No errors on this PFE *****

```

HSL Map for PFE complex 1 (Bottom):

```

Index  HST Name      ----> Index  HSR Name      Errors
=====

```

***** No errors on this PFE *****

Slot 1

LCHIP Error statistics:

LCHIP	0	1	2	3
-----	-----	-----	-----	-----
Lin PIF:	0	0	0	0
Lin SRCTL:	0	0	0	0
Lout NLIF:	0	0	0	0
Lout DESRD:	0	0	0	0
Lout HDRF:	0	0	0	0

HSL Map for PFE complex 1 (Bottom):

Index	HST Name	----	Index	HSR Name	Errors
=====	=====		=====	=====	=====

***** No errors on this PFE *****

show pfe statistics error
user@host> show pfe statistics error

Slot 1

ICHIP Error statistics:

ICHIP	0	1	2	3
-----	-----	-----	-----	-----
SPI4 Sink(Rx):	0	0	0	0
SPI4 Src(Tx):	0	0	0	0
Iwi SPI Total:	0	0	0	0
Iwi PIF:	0	0	0	0
Iwo DESRD:	0	0	0	0
Iwo HDRF:	0	0	0	0
Ipktwr Drops:	0	0	0	0
f_burst_fc Drops:	0	0	0	0
f_burst_nfc Drops:	0	0	0	0
f_rord_fc Drops:	0	0	0	0
f_rord_nfc Drops:	0	0	0	0
HSL2 Errors:				
-----	-----	-----	-----	-----

***** No errors on this PFE *****

show pfe statistics ip

Syntax	show pfe statistics ip <icmp options>
Syntax (TX Matrix and TX Matrix Plus Router)	show pfe statistics ip <fpc slot> <icmp options> <lcc number>
Release Information	Command introduced before Junos OS Release 7.4. Command introduced in Junos OS Release 9.0 for EX Series switches.
Description	Display IPv4 Packet Forwarding Engine statistics.
Options	<p>none—Display all IPv4 Packet Forward Engine statistics.</p> <p>fpc slot—(TX Matrix and TX Matrix Plus routers only) (Optional) Display statistics for a Flexible PIC Concentrator (FPC) slot. On a TX Matrix router, if you specify the number of a T640 router by using the lcc number option (the recommended method), replace slot with a value from 0 through 7. On a TX Matrix Plus router, if you specify the number of a T1600 router by using the lcc number option (the recommended method), replace slot with a value from 0 through 7. Otherwise, replace slot with a value from 0 through 31. For example, the following commands have the same result:</p> <pre> user@host> show pfe statistics ip fpc 1 lcc 1 user@host> show pfe statistics ip fpc 9 </pre> <p>icmp—(Optional) Display Packet Forwarding Engine IP ICMP statistics.</p> <p>lcc number—(TX Matrix and TX Matrix Plus routers only) (Optional) On a TX Matrix router, display error statistics for a specific T640 router (or line-card chassis) that is connected to a TX Matrix router. On a TX Matrix Plus router, display error statistics for a specific T1600 router (or line-card chassis) that is connected to a TX Matrix Plus router. Replace number with a value from 0 through 3.</p> <p>options—(Optional) Display Packet Forwarding Engine IP options statistics.</p>
Required Privilege Level	admin
List of Sample Output	show pfe statistics ip icmp on page 748 show pfe statistics ip options on page 749
Output Fields	Table 111 on page 748 lists the output fields for the show pfe statistics ip command. Output fields are listed in the approximate order in which they appear.

Table 111: show pfe statistics ip Output Fields

Field Name	Field Description
ICMP Statistics	<p>ICMP statistics, including the following:</p> <ul style="list-style-type: none"> requests—Number of ICMP notifications sent to the PFE. If a throttler is configured, the number of notifications might not reflect all requests made. (See the throttled icmps field description.) network unreachable—When route lookups fail, ICMP packets are sent to the source. These packets are ICMP TypeDestination Unreachable (3) and ICMP Code=Network Unreachable (0). ttl expired—Number of notifications processed as a result of time-to-live (TTL) expiration packets. ttl captured—Number of TTL expired packets sent by PFE interfaces to the Routing Engine. redirects—Number of ICMP errors sent with Type=Redirect (5). mtu exceeded—Number of ICMP errors sent with Type=Source Quench (4). icmp/option handoffs—Number of packets that the PFE hardware requests the PFE software to process.
ICMP errors	<p>ICMP errors, including the following:</p> <ul style="list-style-type: none"> unknown unreachable—Unknown code (greater than 16) found for an unknown unreachable type ICMP error. unsupported ICMP type—Any ICMP type other than UNREACH, REDIRECT, TIME_EXCEED, and PARAM_PROB. unprocessed redirects—When trying to find the neighbor to send redirects to, the PFE could not find the next-hop information. invalid ICMP type—Any ICMP type other than UNREACH, REDIRECT, TIME_EXCEED, and PARAM_PROB. invalid protocol—An incorrect protocol was detected by the ICMP processor. bad input interface ifl—The PFE software cannot map the interface index supplied by the chips to a proper data structure in the microkernel. throttled icmps—Number of requests dropped because of rate limiting by the PFE. runs—Number of packets for which the IP header length is less than the minimum length that is supported.
ICMP Discards	<p>ICMP discard statistics, including the following:</p> <ul style="list-style-type: none"> multicasts—ICMP packets are not sent for link-layer multicast packets. These are counted as invalid source addresses (not a unicast address or all zeros). bad source addresses—ICMP packets were received from an invalid source address (not a unicast address or all zeros). bad dest addresses—ICMP packets were sent to an invalid destination address (not a unicast address or all zeros). IP fragments—ICMP responses are sent only for the first fragments. The rest do not receive a response. This is the count for ICMP requests that receive no response. ICMP errors—Number of ICMP error packets.

Sample Output

```

show pfe statistics ip  user@host> show pfe statistics ip icmp
icmp                   ICMP Statistics:
                        0 requests
                        0 network unreachable
                        0 ttl expired
                        0 ttl captured

```

```

0 redirects
0 mtu exceeded
0 icmp/option handoffs
ICMP Errors:
0 unknown unreachable
0 unsupported ICMP type
0 unprocessed redirects
0 invalid ICMP type
0 invalid protocol
0 bad input interface
0 throttled icmps
0 runts
ICMP Discards:
0 multicasts
0 bad source addresses
0 bad dest addresses
0 IP fragments
0 ICMP errors

```

```

show pfe statistics ip options user@host> show pfe statistics ip options
options IP Option Values:
LSRR/SSRR forwarding enabled
IP Option Statistics:
0 loose source routes
0 strict source routes
0 record routes
889382 router alerts
0 other options
IP Option Errors:
0 runts
2 bad versions
0 runt header lengths
0 giant header lengths
0 null frames
0 bad option lengths
0 duplicate options
0 bad option pointers
0 source route frames dropped
188 frames queued
1126 frames dropped

```

show pfe statistics ip6

Syntax	show pfe statistics ip6 <icmp>
Syntax (TX Matrix and TX Matrix Plus Router)	show pfe statistics ip6 <fpc slot> <icmp> < lcc number>
Release Information	Command introduced before Junos OS Release 7.4. Command introduced in Junos OS Release 9.0 for EX Series switches.
Description	Display Packet Forwarding Engine IPv6 statistics.
Options	<p>none—Display all Packet Forwarding Engine IPv6 statistics.</p> <p>fpc slot—(TX Matrix and TX Matrix Plus router only) (Optional) Display statistics for a Flexible PIC Concentrator slot. On a TX Matrix router, if you specify the number of a T640 router by using the lcc number option (the recommended method), replace slot with a value from 0 through 7. Otherwise, replace slot with a value from 0 through 31. Likewise, on a TX Matrix Plus router, if you specify the number of a T1600 router by using the lcc number option (the recommended method), replace slot with a value from 0 through 7. Otherwise, replace slot with a value from 0 through 31. For example, the following commands have the same result:</p> <pre> user@host> show pfe statistics ip6 fpc 1 lcc 1 user@host> show pfe statistics ip6 fpc 9 </pre> <p>icmp—(Optional) Display Packet Forwarding Engine IP ICMP statistics.</p> <p>lcc number—(TX Matrix and TX Matrix Plus router only) (Optional) On a TX Matrix router, display statistics for a specific T640 router (or line-card chassis) that is connected to the TX Matrix router. On a TX Matrix Plus router, display statistics for a specific T1600 router (or line-card chassis) that is connected to the TX Matrix Plus router. Replace number with a value from 0 through 3.</p>
Required Privilege Level	admin
List of Sample Output	show pfe statistics ip6 icmp on page 751 show pfe statistics ip6 lcc on page 752
Output Fields	Table 112 on page 751 lists the output fields for the show pfe statistics ip6 command. Output fields are listed in the approximate order in which they appear.

Table 112: show pfe statistics ip6 Output Fields

Field Name	Field Description
ICMP6 Statistics	<p>ICMP6 statistics, including the following:</p> <ul style="list-style-type: none"> requests—Number of ICMP notifications sent to the PFE. If a throttler is configured, the number of notifications might not reflect all requests made. (See the throttled icmps field description.) network unreachable—When route lookups fail, ICMP packets are sent to the source. These packets are ICMP Type= Destination Unreachable (3) and ICMP Code= Network Unreachable (0). ttl expired—Number of notifications processed as a result of time-to-live (TTL) expiration packets. ttl captured—Number of TTL expired packets sent by PFE interfaces to the Routing Engine. redirects—Number of ICMP errors sent with Type=Redirect (5). mtu exceeded—Number of ICMP errors sent with Type=Source Quench (4). icmp/option handoffs—Number of packets that the PFE hardware requests the PFE software to process.
ICMP6 errors	<p>ICMP6 errors, including the following:</p> <ul style="list-style-type: none"> unknown unreachable—Unknown code (greater than 16) found for an unknown unreachable type ICMP error. unsupported ICMP type—Any ICMP type other than UNREACH, REDIRECT, TIME_EXCEED, and PARAM_PROB. unprocessed redirects—When trying to find the neighbor to send redirects to, the PFE could not find the next-hop information. invalid ICMP type—Any ICMP type other than UNREACH, REDIRECT, TIME_EXCEED, and PARAM_PROB. invalid protocol—An incorrect protocol was detected by the ICMP processor. bad input interface ifl—The PFE software cannot map the interface index supplied by the chips to a proper data structure in the microkernel. throttled icmps—Number of requests dropped because of rate limiting by the PFE. runs—Number of packets for which the IP header length is less than the minimum length that is supported.
ICMP6 Discards	<p>ICMP6 discard statistics, including the following:</p> <ul style="list-style-type: none"> multicasts—ICMP packets are not sent for link-layer multicast packets. These are counted as invalid source addresses (not a unicast address or all zeros). bad source addresses—ICMP packets were received from an invalid source address (not a unicast address or all zeros). bad dest addresses—ICMP packets were sent to an invalid destination address (not a unicast address or all zeros). IP fragments—ICMP responses are sent only for the first fragments. The rest do not receive a response. This is the count for ICMP requests that receive no response. ICMP errors—Number of ICMP error packets.

Sample Output

```

show pfe statistics ip6 icmp  user@host> show pfe statistics ip6 icmp
                                ICMP6 Statistics:
                                0 requests
                                0 network unreachable
                                0 ttl expired
                                0 ttl captured

```

```
0 redirects
0 mtu exceeded
0 icmp/option handoffs
ICMP6 Errors:
0 unknown unreachable
0 unsupported ICMP type
0 unprocessed redirects
0 invalid ICMP type
0 invalid protocol
0 bad input interface
0 throttled icmps
0 runts
ICMP6 Discards:
0 multicasts
0 bad source addresses
0 bad dest addresses
0 IP fragments
0 ICMP errors
```

```
show pfe statistics ip6 user@host> show pfe statistics ip6 lcc 0 fpc 0
lcc sfc0-re0:
```

```
-----
ICMP Statistics:
0 requests
0 network unreachable
0 ttl expired
0 ttl captured
0 redirects
0 mtu exceeded
0 icmp/option handoffs

ICMP Errors:
0 unknown unreachable
0 unsupported ICMP type
0 unprocessed redirects
0 invalid ICMP type
0 invalid protocol
0 bad input interface
0 throttled icmps
0 runts

ICMP Discards:
0 multicasts
0 bad source addresses
0 bad dest addresses
0 IP fragments
0 ICMP errors
```

show pfe statistics notification

Syntax	show pfe statistics notification
Syntax (TX Matrix and TX Matrix Plus Router)	show pfe statistics notification <fpc slot> <lcc number>
Release Information	Command introduced before Junos OS Release 7.4.
Description	Display Packet Forwarding Engine notification statistics.
Options	<p>none—(TX Matrix and TX Matrix Plus routers only) On a TX Matrix router, display statistics about the Packet Forwarding Engine notification on the TX Matrix router and its attached T640 routers. On a TX Matrix Plus router, display statistics about the Packet Forwarding Engine notification on the TX Matrix Plus router and its attached T1600 routers.</p> <p>fpc slot—(TX Matrix and TX Matrix Plus routers only) (Optional) Display notification for a Flexible PIC Concentrator (FPC) slot. On a TX Matrix router, if you specify the number of a T640 router by using the lcc number option (the recommended method), replace <i>slot</i> with a value from 0 through 7. On a TX Matrix Plus router, if you specify the number of a T1600 router by using the lcc number option (the recommended method), replace <i>slot</i> with a value from 0 through 7. Otherwise, replace <i>slot</i> with a value from 0 through 31. For example, the following commands have the same result:</p> <pre> user@host> show pfe statistics notification fpc 1 lcc 1 user@host> show pfe statistics notification fpc 9 </pre> <p>lcc number—(TX Matrix and TX Matrix Plus routers only) (Optional) On a TX Matrix router, display notification for a specific T640 router (or line-card chassis) that is connected to a TX Matrix router. On a TX Matrix Plus router, display notification for a specific T1600 router (or line-card chassis) that is connected to a TX Matrix Plus router. Replace <i>number</i> with a value from 0 through 3.</p>
Required Privilege Level	admin
List of Sample Output	show pfe statistics notification on page 753 show pfe statistics notification lcc (Routing Matrix) on page 754

Sample Output

```

show pfe statistics notification user@host> show pfe statistics notification
                                PFE Notification statistics:
                                2453 parsed
                                0 aged
                                0 corrupt
                                0 illegal
                                0 sample
                                0 giants
                                0 transit options/ttl-exceeded

```

```

PFE Notification Type statistics:
  Parsed      Input      Failed      Ignored
  Illegal      0          0          0          0
  Unclass     1733        1733        0          0
  Option       0          0          0          0
  Next-Hop    720         720         0          0
  Discard      0          0          0          0
  Sample       0          0          0          0
  Redirect     0          0          0          0
  DontFrag     0          0          0          0
  CfDF         0          0          0          0

```

```

show pfe statistics notification lcc 0
notification lcc
(Routing Matrix) Slot 0

```

```

PFE Notification statistics:
  1252 parsed
    0 aged
    0 corrupt
    0 illegal
    0 sample
    0 giants
    0 transit options/ttl-exceeded
    0 transit options/ttl-exceeded errors
    0 svc options sent to ASP
    0 svc options sent to RE
    0 post svc options sent out
  121 options or ttl expired (not RE-destined)

```

```

PFE Notification Type statistics:
  Parsed      Input      Failed      Ignored
  Illegal      0          0          0          0
  Unclass     695        695        0          0
  Option      30         30         0          0
  Next-Hop    527        527        0          0
  Discard      0          0          0          0
  Sample       0          0          0          0
  Redirect     0          0          0          0
  DontFrag     0          0          0          0
  CfDF         0          0          0          0
  Poison       0          0          0          0

```

```
Slot 1
```

```

PFE Notification statistics:
  0 parsed
  0 aged
...

```


show pfe statistics pio

Syntax	show pfe statistics pio
Syntax (TX Matrix Router)	show pfe statistics pio <fpc slot> < lcc number>
Release Information	Command introduced before Junos OS Release 7.4.
Description	Display Packet Forwarding Engine polled I/O (PIO) statistics.
Options	<p>none—(TX Matrix routers only) Display statistics about the Packet Forwarding Engine polled I/O on the TX Matrix routers and its attached T640 routers.</p> <p>fpc slot—(TX Matrix routers only) (Optional) Display statistics for a Flexible PIC Concentrator (FPC) slot. If you specify the number of a T640 router by using the lcc number option (the recommended method), replace slot with a value from 0 through 7. Otherwise, replace slot with a value from 0 through 31. For example, the following commands have the same result:</p> <pre>user@host> show pfe statistics pio fpc 1 lcc 1 user@host> show pfe statistics pio fpc 9</pre> <p>lcc number—(TX Matrix routers only) (Optional) Display statistics for a specific T640 router (or line-card chassis) that is connected to a TX Matrix router. Replace number with a value from 0 through 3.</p>
Required Privilege Level	admin
List of Sample Output	show pfe statistics pio on page 755 show pfe statistics pio lcc (Routing Matrix) on page 755

Sample Output

show pfe statistics pio	<pre>user@host> show pfe statistics pio PIO Statistics: 8542732 PIO read requests 8542732 PIO read replies 586193 PIO write requests 586191 PIO write replies 0 PIO error replies 0 PIO bad requests 0 PIO bad replies 0 PIO bad address 0 PIO extra replies 0 PIO timeouts</pre>
show pfe statistics pio lcc (Routing Matrix)	<pre>user@host> show pfe statistics pio lcc 0 Slot 0 PIO Statistics (chip 0): 425582 PIO reads 120303 PIO writes PIO Statistics (chip 1):</pre>

```
406993 PIO reads
    117769 PIO writes
...
```

show pfe statistics traffic

Syntax	show pfe statistics traffic <fpc slot>
Syntax (TX Matrix and TX Matrix Plus Router)	show pfe statistics traffic <fpc slot> < lcc number>
Release Information	Command introduced before Junos OS Release 7.4.
Description	Display Packet Forwarding Engine traffic statistics.
Options	<p>none—Display statistics about PFE traffic. On the TX Matrix router, display statistics about PFE traffic for all its attached T640 routers. On the TX Matrix Plus router, display statistics about PFE traffic for all its attached T1600 routers</p> <p>fpc slot—(T Series and M320 router only) (Optional) Display statistics for a Flexible PIC Concentrator (FPC) slot. On a TX Matrix router, if you specify the number of a T640 router by using the lcc number option (the recommended method), replace <i>slot</i> with a value from 0 through 7. Otherwise, replace <i>slot</i> with a value from 0 through 31. On a TX Matrix Plus router, if you specify the number of a T1600 router by using the lcc number option (the recommended method), replace <i>slot</i> with a value from 0 through 7. Otherwise, replace <i>slot</i> with a value from 0 through 31. For example, the following commands have the same result:</p> <pre> user@host> show pfe statistics traffic fpc 1 lcc 1 user@host> show pfe statistics traffic fpc 9 </pre> <p>lcc number—(TX Matrix and TX Matrix Plus routers only) (Optional) On a TX Matrix router, display statistics for a specific T640 router (or line-card chassis) that is connected to the TX Matrix router. On a TX Matrix Plus router, display statistics for a specific T1600 router (or line-card chassis) that is connected to the TX Matrix Plus router. Replace <i>number</i> with a value from 0 through 3.</p>
Required Privilege Level	admin
List of Sample Output	show pfe statistics traffic on page 759
Output Fields	Table 113 on page 757 lists the output fields for the show pfe statistics traffic command. Output fields are listed in the approximate order in which they appear.

Table 113: show pfe statistics traffic Output Fields

Field Name	Field Description
Packet Forwarding Engine Traffic statistics	<p>Information about Packet Forwarding Engine traffic:</p> <ul style="list-style-type: none"> Input Packets—Number and rate of input packets. Output Packets—Number and rate of output packets.

Table 113: show pfe statistics traffic Output Fields (*continued*)

Field Name	Field Description
Packet Forwarding Engine Local Traffic statistics	<p>Information about Packet Forwarding Engine local traffic:</p> <ul style="list-style-type: none"> • Local packets input—Number of local input packets. • Local packets output—Number of local output packets. • Software input high drops—Number of software input high-priority drops. • Software input medium drops—Number of software input medium-priority drops. • Software input low drops—Number of software input low-priority drops. • Software output drops—Number of software output drops. • Hardware input drops—Number of hardware input drops.
Packet Forwarding Engine Local Protocol statistics	<p>Information about the Packet Forwarding Engine Local Protocol:</p> <ul style="list-style-type: none"> • HDLC keepalives—Number of HDLC keepalive packets. • ATM OAM—Number of Asynchronous Transfer Mode (ATM) Operation, Administration, and Maintenance (OAM) packets. • Frame Relay LMI—Number of Frame Relay Local Management Interface (LMI) packets. • PPP LCP/NCP—Number of Point-to-Point Protocol (PPP) Link Control Protocol (LCP) or Network Control Protocol (NCP) packets. • OSPF hello—Number of Open Shortest Path First (OSPF) hello packets. • OSPF3 hello—Number of Open Shortest Path First version 3 (OSPFv3) hello packets. • RSVP hello—Number of Reservation Setup Protocol (RSVP) hello packets. • LDP hello—Number of Label Distribution Protocol (LDP) hello packets. • BFD—Number of Bidirectional Forwarding Detection Protocol (BFD) hello packets. • IS-IS IIH—Number of Intermediate System-to-Intermediate System Hello (IIH) packets. • LACP—Number of Link Aggregation Control Protocol (LACP) packets. • ARP—Number of Address Resolution Protocol (ARP) packets. • ETHER OAM—Number of Ethernet Operations, Administration, and Management (OAM) packets. • Unknown—Number of unknown packets not matching any of the packet types listed above.

Table 113: show pfe statistics traffic Output Fields (*continued*)

Field Name	Field Description
Packet Forwarding Engine Hardware Discard statistics	<p>Information about Packet Forwarding Engine hardware discards:</p> <ul style="list-style-type: none"> • Timeout—Number of packets discarded because of timeouts. • Truncated key—Number of packets discarded because of truncated keys. • Bits to test—Number of bits to test. • Data error—Number of packets discarded because of data errors. • Stack underflow—Number of packets discarded because of stack underflows. • Stack overflow—Number of packets discarded because of stack overflows. • Normal discard—Number of packets discarded because of discard routes. Packets are dropped silently without being further processed by the host. Normal discards are reported when packets match a firewall filter term that has an action of discard or when the final result of the route look-up is a next hop of discard. • Extended discard—Number of packets discarded because of illegal next hops. Packets are dropped silently but are also sent to the Routing Engine for further processing. Extended discards are reported when packets match a firewall filter term that has an action of discard and an additional action that requires Routing Engine processing, such as log, count, sample, or syslog. • Invalid interface—Number of packets discarded because of invalid incoming interfaces. • Info cell drops—Number of information cell drops. • Fabric drops—Number of fabric drops.

Sample Output

```

show pfe statistics traffic user@host> show pfe statistics traffic
                             Packet Forwarding Engine traffic statistics:
                             Input packets:                102682                5 pps
                             Output packets:               58033                 4 pps
                             Packet Forwarding Engine local traffic statistics:
                             Local packets input           :                44628
                             Local packets output          :                46146
                             Software input control plane drops :                0
                             Software input high drops      :                0
                             Software input medium drops    :                0
                             Software input low drops       :                0
                             Software output drops          :                0
                             Hardware input drops           :                0
                             Packet Forwarding Engine local protocol statistics:
                             HDLC keepalives                :                0
                             ATM OAM                       :                0
                             Frame Relay LMI                :                0
                             PPP LCP/NCP                   :                5597
                             OSPF hello                    :                3195
                             OSPF3 hello                   :                0
                             RSVP hello                    :                0
                             LDP hello                     :                7478
                             BFD                           :                0
                             IS-IS IIH                     :                0
                             LACP                          :                0
                             ARP                            :                0
                             ETHER OAM                     :                0
                             Unknown                       :                8
                             Packet Forwarding Engine hardware discard statistics:
                             Timeout                       :                0

```

Truncated key	:	0
Bits to test	:	0
Data error	:	0
Stack underflow	:	0
Stack overflow	:	0
Normal discard	:	0
Extended discard	:	0
Invalid interface	:	0
Info cell drops	:	39
Fabric drops	:	0

Packet Forwarding Engine Input IPv4 Header Checksum Error and Output MTU Error statistics:

Input Checksum	:	0
Output MTU	:	0

show pfe statistics traffic protocol bfd

Syntax	show pfe statistics traffic protocol bfd <fpc slot>
Syntax (TX Matrix and TX Matrix Plus Router)	show pfe statistics traffic protocol bfd <fpc slot> <lcc number>
Release Information	Command introduced in Junos OS Release 8.4.
Description	Display Packet Forwarding Engine traffic protocol statistics for Bidirectional Forwarding Detection hello packets.
Options	<p>None—Display all Packet Forwarding Engine traffic protocol BFD statistics.</p> <p>fpc slot—(M320 and MX960 routers, and T Series routers only) (Optional) Display statistics for a Flexible PIC Concentrator (FPC) slot.</p> <p>user@host> show pfe statistics traffic protocol bfd fpc 1</p> <p>lcc number—(TX Matrix and TX Matrix Plus routers only) (Optional) On a TX Matrix router, display statistics for a specific T640 router (or line-card chassis) that is connected to a TX Matrix router. On a TX Matrix Plus router, display statistics for a specific T1600 router (or line-card chassis) that is connected to a TX Matrix Plus router. Replace <i>number</i> with a value from 0 through 3.</p> <p>user@host> show pfe statistics traffic protocol bfd fpc 1 lcc 1</p>
Required Privilege Level	admin
List of Sample Output	show pfe statistics traffic protocol bfd on page 762
Output Fields	Table 114 on page 761 lists the output fields for the show pfe statistics traffic protocol bfd command. Output fields are listed in the approximate order in which they appear.

Table 114: show pfe statistics traffic protocol bfd Output Fields

Field Name	Field Description
Packets with invalid interface	Number of packets discarded because of invalid interface.
Packets with invalid address family	Number of packets discarded because of invalid address family.
Packets with bad IP checksum	Number of packets discarded because of bad IP checksum.
Packets with bad IP options	Number of packets discarded because of bad IP options.

Table 114: show pfe statistics traffic protocol bfd Output Fields (*continued*)

Field Name	Field Description
Packets with bad IP length	Number of packets discarded because of bad IP length.
Packets with bad udp checksum	Number of packets discarded because of bad UDP checksum.
Packets with bad udp length	Number of packets discarded because of bad UDP length.
Packets with bad udp ports	Number of packets discarded because of bad UDP ports.
Packets with no logical interface	(T640 and M20 routers only) Number of packets discarded because of nonavailability of logical interface.
Packets with prefix length mismatch	(T640 and M20 routers only) Number of packets discarded because of prefix length mismatch.
Packets received	Number of packets received.
Packets absorbed	Number of packets absorbed.
Packets failed to transmit	Number of packets discarded because of transmission failure.
Packets receive failures	Number of packet receive failures.
Packets allocation failures	Number of packet allocation failures.

Sample Output

```
show pfe statistics traffic protocol bfd
user@host> show pfe statistics traffic protocol bfd
```

```
BFD protocol statistics:
Packets with invalid interface      : 0
Packets with invalid address family : 0
Packets with bad IP checksum        : 0
Packets with bad IP options         : 0
Packets with bad IP length          : 0
Packets with bad udp checksum       : 0
Packets with bad udp length         : 0
Packets with bad udp ports          : 0
Packets with no logical interface    : 0
Packets with prefix length mismatch : 0
Packets received                    : 0
Packets absorbed                     : 0
Packets failed to transmit           : 0
Packets receive failures             : 0
Packets allocation failures          : 0
```


show pfe statistics traffic protocol cfm

Syntax	show pfe statistics traffic protocol cfm <fpc slot >
Syntax (TX Matrix and TX Matrix Plus Router)	show pfe statistics traffic protocol cfm <fpc slot > <lcc number>
Release Information	Command introduced in Junos OS Release 8.5.
Description	Display Packet Forwarding Engine traffic protocol statistics for connectivity fault management (CFM).
Options	<p>None—Display all PFE traffic protocol CFM statistics.</p> <p>fpc slot—(M320 and MX960 routers, and T Series routers only) (Optional) Display statistics for a Flexible PIC Concentrator (FPC) slot.</p> <p>user@host> show pfe statistics traffic protocol cfm fpc 1</p> <p>lcc number—(TX Matrix and TX Matrix Plus routers only) (Optional) On a TX Matrix router, display statistics for a specific T640 router (or line-card chassis) that is connected to a TX Matrix routers. On a TX Matrix Plus router, display statistics for a specific T1600 router (or line-card chassis) that is connected to a TX Matrix Plus router. Replace <i>number</i> with a value from 0 through 3.</p> <p>user@host> show pfe statistics traffic protocol cfm fpc 1 lcc 1</p>
Required Privilege Level	admin
List of Sample Output	show pfe statistics traffic protocol cfm on page 765
Output Fields	Table 115 on page 764 lists the output fields for the show pfe statistics traffic protocol cfm command. Output fields are listed in the approximate order in which they appear.

Table 115: show pfe statistics traffic protocol cfm Output Fields

Field Name	Field Description
Packets transmitted	Number of packets transmitted.
Packets failed to transmit	Number of packets that were not transmitted.
Packets received	Number of packets received.
Packets sent to RE	Number of packets sent to the Routing Engine.
Packets absorbed	Number of packets absorbed.

Table 115: show pfe statistics traffic protocol cfm Output Fields (*continued*)

Field Name	Field Description
Packets with invalid length	Number of packets with invalid length.
Packets with sequence number	Number of packets with a sequence number.
Packets dropped (Invalid)	Number of invalid packets dropped.

Sample Output

```

show pfe statistics user@host> show pfe statistics traffic protocol cfm
traffic protocol cfm
CFM protocol statistics:
Packets transmitted      : 0
Packets failed to transmit : 0
Packets received         : 0
Packets send to RE       : 0
Packets absorbed         : 0
Packets with invalid length : 0
Packets with sequence number : 0
Packets dropped (Invalid) : 0

```

show pfe statistics traffic protocol lfm

Syntax	show pfe statistics traffic protocol lfm <fpc slot >
Syntax (TX Matrix and TX Matrix Plus Router)	show pfe statistics traffic protocol lfm <fpc slot> <lcc number>
Release Information	Command introduced in Junos OS Release 8.5
Description	Display Packet Forwarding Engine traffic protocol link fault management (LFM) statistics.
Options	<p>none—Display all PFE traffic protocol LFM statistics.</p> <p>fpc slot—(M320 and MX960 routers, and T Series routers only) (Optional) Display statistics for a Flexible PIC Concentrator (FPC) slot.</p> <p>user@host> show pfe statistics traffic protocol lfm fpc 1</p> <p>lcc number—(TX Matrix and TX Matrix Plus routers only) (Optional) On a TX Matrix router, display statistics for a specific T640 router (or line-card chassis) that is connected to a TX Matrix router. On a TX Matrix Plus router, display statistics for a specific T1600 router (or line-card chassis) that is connected to a TX Matrix Plus router. Replace <i>number</i> with a value from 0 through 3.</p> <p>user@host> show pfe statistics traffic protocol lfm fpc 1 lcc 1</p>
Required Privilege Level	admin
List of Sample Output	show pfe statistics traffic protocol lfm on page 767
Output Fields	Table 116 on page 766 lists the output fields for the show pfe statistics traffic protocol lfm command. Output fields are listed in the approximate order in which they appear.

Table 116: show pfe statistics traffic protocol lfm Output Fields

Field Name	Field Description
Packets transmitted	Number of packets transmitted.
Packets failed to transmit	Number of packets that were not transmitted.
Packets received	Number of packets received.
Packets send to RE	Number of packets sent to the Routing Engine.
Packets absorbed	Number of packets absorbed.
Packets dropped (Invalid)	Number of invalid packets dropped.

Sample Output

```
show pfe statistics      user@host> show pfe statistics traffic protocol lfm
traffic protocol lfm    user@host> show pfe statistics traffic protocol lfm

LFM protocol statistics:
  Packets transmitted      : 0
  Packets failed to transmit : 0
  Packets received         : 0
  Packets send to RE       : 0
  Packets absorbed         : 0
  Packets dropped (Invalid) : 0
```

show pfe terse

Syntax	show pfe terse
Syntax (TX Matrix and TX Matrix Plus Router)	show pfe terse <lcc <i>number</i> scc> <sfc <i>number</i> >
Syntax (MX Series Router)	show pfe terse <all-members> <local> <member <i>member-id</i> >
Release Information	Command introduced before Junos OS Release 7.4. Command introduced in Junos OS Release 9.0 for EX Series switches. Command introduced in Junos OS Release 11.1 for the QFX Series.
Description	Display Packet Forwarding Engine status information.
Options	<p>none—Display brief information about the Packet Forwarding Engine.</p> <p>all-members—(MX Series routers only) (Optional) Display Packet Forwarding Engine status information for all members in the Virtual Chassis configuration.</p> <p>lcc <i>number</i>—(TX Matrix and TX Matrix Plus routers only) (Optional) On a TX Matrix router, display Packet Forwarding Engine information for a specific T640 router (or line-card chassis) that is connected to a TX Matrix router. On a TX Matrix Plus router, display Packet Forwarding Engine information for a specific T1600 router (or line-card chassis) that is connected to a TX Matrix Plus router. Replace <i>number</i> with a value from 0 through 3.</p> <p>local—(MX Series routers only) (Optional) Display Packet Forwarding Engine status information for the local Virtual Chassis member.</p> <p>member <i>member-id</i>—(MX Series routers only) (Optional) Display Packet Forwarding Engine status information for the specified member of the Virtual Chassis configuration. Replace <i>member-id</i> with a value of 0 or 1.</p> <p>scc—(TX Matrix routers only) (Optional) Display Packet Forwarding Engine information for the TX Matrix router (or switch-card chassis).</p> <p>sfc—(TX Matrix Plus routers only) (Optional) Display Packet Forwarding Engine information for the TX Matrix Plus router (or switch-fabric chassis).</p>
Required Privilege Level	admin
List of Sample Output	show pfe terse (TX Matrix Router) on page 769 show pfe terse (TX Matrix Plus Router) on page 769 show pfe terse sfc (TX Matrix Plus Router) on page 769

Sample Output

```
show pfe terse (TX Matrix Router) user@host> show pfe terse
Slot Type Slot State Flags Uptime
0 SFM Present Online 0x0bf 01:25:42
2 SFM Present Online 0x0bf 01:25:40
0 FPC Present Online 0x102 01:25:57
1 FPC Present Online 0x102 01:25:55
2 FPC Present Online 0x102 01:25:53
```

```
show pfe terse (TX Matrix Plus Router) user@host> show pfe terse
sfc0-re0:
-----
Slot Type Slot State Uptime
0 LCC Present Online 2d 05:26
```

```
lcc0-re0:
-----
Slot Type Slot State Uptime
0 GFPC Present Online 2d 05:25
1 GFPC Present Online 2d 05:25
```

```
show pfe terse sfc (TX Matrix Plus Router) user@host> show pfe terse sfc 0
sfc0-re0:
-----
Slot Type Slot State Uptime
0 LCC Present Online 2d 05:25
```

show pfe resource usage memory

Syntax `show pfe resource usage memory`
 `<extensive | brief>`
 `<fpc <0..n>>`

Release Information Command introduced in Junos OS Release 9.3.

Description (M320 and T320 routers, and T-640 only) Display Packet Forwarding Engine resource and L-chip SRAM memory usage statistics.



NOTE: On M320 routers, this command is not supported for the following FPCs:

- M320 E3-FPC Type 1
- M320 E3-FPC Type 2
- M320 E3-FPC Type 3

Options `brief | extensive`—(Optional) Display the specified level of output.

`fpc slot`—(Optional) Display L-chip-based FPC SRAM usage statistics for a Flexible PIC Concentrator (FPC) slot.

`user@host> show pfe resource usage memory fpc 1`

Required Privilege Level admin

List of Sample Output [show pfe resource usage memory on page 771](#)

Output Fields [Table 117 on page 770](#) lists the output fields for the `show pfe resource usage memory` command. Output fields are listed in the approximate order in which they appear.

Table 117: show pfe resource usage memory Output Fields

Field Name	Field Description
Resource Name	Name of the resource, including: <ul style="list-style-type: none"> • FPC • Pfe
Free	Free L-chip SRAM memory.
Inuse	L-chip SRAM memory that is currently in use.
Total	Total of Free and Inuse memory.
%Use	Percentage of Total L-chip memory that is in use.

Sample Output

```

show pfe resource usage memory user@host> show pfe resource usage memory
Resource Name Free Inuse Total %Use

Fpc 0 (* - resource 80% used)

Pfe 1 Lin 2

SRAM Pages (Page = 4096 bytes) 510 2 512 0.39

Pfe 1 Lout 2

L2rw Zones (Bytes)
Multicast List Table 16384 0 16384 0.00
L2 Descriptor Table 2080744 24 2080768 0.00
L2 Tag Table 488 24 512 4.69

Pfe 1 Lin 3

SRAM Pages (Page = 4096 bytes) 511 1 512 0.20

Pfe 1 Lout 3

L2rw Zones (Bytes)
Multicast List Table 16384 0 16384 0.00
L2 Descriptor Table 2080768 0 2080768 0.00
L2 Tag Table 504 8 512 1.56

Resource Name Free Inuse Total %Use

Fpc 1 (* - resource 80% used)

Pfe 1 Lin 2

SRAM Pages (Page = 4096 bytes) 511 1 512 0.20

Pfe 1 Lout 2

L2rw Zones (Bytes)
Multicast List Table 16384 0 16384 0.00
L2 Descriptor Table 2080768 0 2080768 0.00
L2 Tag Table 504 8 512 1.56

Pfe 1 Lin 3

SRAM Pages (Page = 4096 bytes) 511 1 512 0.20

Pfe 1 Lout 3

L2rw Zones (Bytes)
Multicast List Table 16384 0 16384 0.00
L2 Descriptor Table 2080696 72 2080768 0.00
L2 Tag Table 496 16 512 3.12

Resource Name Free Inuse Total %Use

Fpc 3 (* - resource 80% used)

```

Fpc 5 (* - resource 80% used)

user@host> show pfe resource usage memory fpc 0 extensive

Resource Name	Free	Inuse	Total	%Use
---------------	------	-------	-------	------

Fpc 0 (* - resource 80% used)

Pfe 2 Lin 3

SRAM Pages (Page = 4096 bytes)	510	3	512	0.59
Channel Table Pages		1		
Accounting Pages		1		

Pfe 2 Lout 3

L2rw Zones (Bytes)				
Multicast List Table	16384	0	16384	0.00
L2 Descriptor Table	2080748	20	2080768	0.00
L2 Tag Table	488	24	512	4.69

Pfe 2 Lin 4

SRAM Pages (Page = 4096 bytes)	511	33	512	6.45
Channel Table Pages		0		
Accounting Pages		1		

Pfe 2 Lout 4

L2rw Zones (Bytes)				
Multicast List Table	16384	0	16384	0.00
L2 Descriptor Table	2080768	0	2080768	0.00
L2 Tag Table	504	8	512	1.56

show pfe version

Syntax	show pfe version <brief detail>
Release Information	Command introduced before Junos OS Release 7.4. Command introduced in Junos OS Release 11.1 for the QFX Series.
Description	Display Packet Forwarding Engine version information.
Options	brief detail —Display the specified level of output.
Required Privilege Level	admin
List of Sample Output	show pfe version brief on page 773 show pfe version detail on page 773

Sample Output

show pfe version brief user@host> show pfe version brief
PFED release 11.1D0 built by builder on 2010-11-11 05:16:11 UTC

show pfe version detail user@host> show pfe version detail
PFED release 11.1D0 built by builder on 2010-11-11 05:16:11 UTC

junos-core01.juniper.net:/volume/build/junos/rpd_feb11/11.1/development/20101111.0/obj-i386/
junos/usr.sbin/pfed

Remote System Access Operational Mode Commands

Table 118 on page 775 summarizes the command-line interface (CLI) commands you can use to access remote systems. Commands are listed in alphabetical order.

Table 118: Remote System Access Operational Mode Commands

Task	Command
Open an SSH connection to a remote system.	<code>ssh</code>
Open a telnet session to a remote system.	<code>telnet</code>



NOTE: To configure SSH and Telnet parameters, see the *Junos OS System Basics Configuration Guide*.

ssh

Syntax	<pre>ssh host <bypass-routing> <inet inet6> <interface interface-name> <logical-system logical-system-name> <routing-instance routing-instance-name> <source address> <v1 v2></pre>
Syntax (EX Series Switch and the QFX Series)	<pre>ssh host <bypass-routing> <inet inet6> <interface interface-name> <routing-instance routing-instance-name> <source address> <v1 v2></pre>
Release Information	<p>Command introduced before Junos OS Release 7.4.</p> <p>Command introduced in Junos OS Release 9.0 for EX Series switches.</p> <p>Command introduced in Junos OS Release 11.1 for the QFX Series.</p>
Description	<p>Use the SSH program to open a connection between a local router or switch and a remote system and execute commands on the remote system. You can issue the ssh command from the Junos OS CLI to log in to a remote system or from a remote system to log in to the local router or switch. When executing this command, you include one or more CLI commands by enclosing them in quotation marks and separating the commands with semicolons:</p> <pre>ssh address 'cli-command1 ; cli-command2 '</pre>
Options	<p>host—Name or address of the remote system.</p> <p>bypass-routing—(Optional) Bypass the normal routing tables and send ping requests directly to a system on an attached network. If the system is not on a directly attached network, an error is returned. Use this option to ping a local system through an interface that has no route through it.</p> <p>inet inet6—(Optional) Create an IPv4 or IPv6 connection, respectively.</p> <p>interface interface-name—(Optional) Interface name for the SSH session. (This option does not work when default-address-selection is configured at the [edit system] hierarchy level, because this configuration uses the loopback interface as the source address for all locally generated IP packets.)</p> <p>logical-system logical-system-name—(Optional) Name of a particular logical system for the SSH attempt.</p> <p>routing-instance routing-instance-name—(Optional) Name of the routing instance for the SSH attempt.</p>

source address—(Optional) Source address of the SSH connection.

v1 | v2—(Optional) Use SSH version 1 or 2, respectively, when connecting to a remote host.

Additional Information To configure an SSH (version 1) key for your user account, include the **authentication ssh-rsa** statement at the **[edit system login user *user-name*]** hierarchy level. To configure an SSH (version 2) key for your user account, include the **authentication dsa-rsa** statement at the **[edit system login user *user-name*]** hierarchy level. For details, see the .

You can limit the number of times a user can attempt to enter a password while logging in through SSH. To specify the number of times a user can attempt to enter a password to log in through SSH, include the **retry-options** statement at the **[edit system login]** hierarchy level. For details, see the .

Required Privilege Level network

Related Documentation

- Configuring SSH Host Keys for Secure Copying of Data

List of Sample Output [ssh on page 777](#)

Output Fields When you enter this command, you are provided feedback on the status of your request.

Sample Output

```
ssh user@switch> ssh cree
Host key not found from the list of known hosts.
Are you sure you want to continue connecting (yes/no)? yes

Host ?cree' added to the list of known hosts.
boojun@cree's password:
Last login: Sun Jun 21 10:43:42 1998 from junos-router
% ...
```

telnet

Syntax	<code>telnet <i>host</i></code> <code><8bit></code> <code><bypass-routing></code> <code><inet inet6></code> <code><interface <i>interface-name</i>></code> <code><logical-system <i>logical-system-name</i>></code> <code><no-resolve></code> <code><port <i>port-number</i>></code> <code><routing-instance <i>routing-instance-name</i>></code> <code><source <i>source-address</i>></code>
Syntax (EX Series Switches)	<code>telnet <i>host</i></code> <code><8bit></code> <code><bypass-routing></code> <code><inet inet6></code> <code><interface <i>interface-name</i>></code> <code><no-resolve></code> <code><port <i>port-number</i>></code> <code><routing-instance <i>routing-instance-name</i>></code> <code><source <i>source-address</i>></code>
Release Information	Command introduced before Junos OS Release 7.4. Command introduced in Junos OS Release 9.0 for EX Series switches.
Description	Open a telnet session to a remote system. Type Ctrl+] to escape from the telnet session to the telnet command level, and then type quit to exit from telnet.
Options	<p><i>host</i>—Name or address of the remote system.</p> <p>8bit—(Optional) Use an 8-bit data path.</p> <p>bypass-routing—(Optional) Bypass the normal routing tables and send ping requests directly to a system on an attached network. If the system is not on a directly attached network, an error is returned. Use this option to ping a local system through an interface that has no route through it.</p> <p>inet inet6—(Optional) Open an IPv4 or IPv6 session, respectively.</p> <p>interface <i>interface-name</i>—(Optional) Interface name for the telnet session. (This option does not work when default-address-selection is configured at the [edit system] hierarchy level, because this configuration uses the loopback interface as the source address for all locally generated IP packets.)</p> <p>logical-system <i>logical-system-name</i>—(Optional) Name of a particular logical system for the telnet attempt.</p> <p>no-resolve—(Optional) Do not attempt to determine the hostname that corresponds to the IP address.</p> <p>port <i>port-number</i>—(Optional) Port number or service name on the remote system.</p>

routing-instance *routing-instance-name*—(Optional) Name of the routing instance for the telnet attempt.

source *source-address*—(Optional) Source address of the telnet connection.

Additional Information You can limit the number of times a user can attempt to enter a password while logging in through telnet. To specify the number of times a user can attempt to enter a password to log in through telnet, include the **retry-options** statement at the [edit system login] hierarchy level. For details, see the [Junos OS System Basics Configuration Guide](#).

Required Privilege Level network

List of Sample Output [telnet on page 779](#)

Output Fields When you enter this command, you are provided feedback on the status of your request.

Sample Output

```
telnet user@host> telnet 192.154.1.254
Trying 192.154.169.254...
Connected to level5.company.net.
Escape character is '^]'.
ttypa
login:
```


Simple Network Management Protocol Operational Mode Commands

Table 119 on page 781 summarizes the command-line interface (CLI) commands that allow you to monitor the Simple Network Management Protocol (SNMP). Commands are listed in alphabetical order.

Table 119: SNMP Operational Commands

Task	Command
Clear SNMP statistics.	<code>clear snmp statistics</code>
Spoof (mimic) the behavior of an SNMP trap.	<code>request snmp spoof-trap</code>
Display information about health monitor alarms.	<code>show snmp health-monitor</code>
Display statistics about SNMP informs.	<code>show snmp inform-statistics</code>
Display local Management Information Base (MIB) object values through the command-line interface (CLI).	<code>show snmp mib</code>
Display information about Remote Monitoring (RMON) alarms and events.	<code>show snmp rmon</code>
Display statistics about SNMP packets sent and received.	<code>show snmp statistics</code>
Display SNMP version 3 statistics.	<code>show snmp v3</code>



NOTE: For information about how to configure SNMP, see the *Junos OS Network Management Configuration Guide*.

clear snmp statistics

Syntax	clear snmp statistics
Release Information	Command introduced before Junos OS Release 7.4. Command introduced in Junos OS Release 9.0 for EX Series switches. Command introduced in Junos OS Release 11.1 for the QFX Series.
Description	Clear Simple Network Management Protocol (SNMP) statistics.
Options	This command has no options.
Required Privilege Level	clear
Related Documentation	<ul style="list-style-type: none">• show snmp statistics on page 806
List of Sample Output	clear snmp statistics on page 782
Output Fields	See show snmp statistics for an explanation of output fields.

Sample Output

clear snmp statistics In the following example, SNMP statistics are displayed before and after the **clear snmp statistics** command is issued:

```
user@host> show snmp statistics
SNMP statistics:
  Input:
    Packets: 8, Bad versions: 0, Bad community names: 0,
    Bad community uses: 0, ASN parse errors: 0,
    Too bigs: 0, No such names: 0, Bad values: 0,
    Read onlys: 0, General errors: 0,
    Total request varbinds: 8, Total set varbinds: 0,
    Get requests: 0, Get nexts: 8, Set requests: 0,
    Get responses: 0, Traps: 0,
    Silent drops: 0, Proxy drops 0
  Output:
    Packets: 2298, Too bigs: 0, No such names: 0,
    Bad values: 0, General errors: 0,
    Get requests: 0, Get nexts: 0, Set requests: 0,
    Get responses: 8, Traps: 2290

user@host> clear snmp statistics

user@host> show snmp statistics
SNMP statistics:
  Input:
    Packets: 0, Bad versions: 0, Bad community names: 0,
    Bad community uses: 0, ASN parse errors: 0,
    Too bigs: 0, No such names: 0, Bad values: 0,
    Read onlys: 0, General errors: 0,
    Total request varbinds: 0, Total set varbinds: 0,
```

```
Get requests: 0, Get nexts: 0, Set requests: 0,  
Get responses: 0, Traps: 0,  
Silent drops: 0, Proxy drops 0  
Output:  
Packets: 0, Too bigs: 0, No such names: 0,  
Bad values: 0, General errors: 0,  
Get requests: 0, Get nexts: 0, Set requests: 0,  
Get responses: 0, Traps: 0
```

request snmp spoof-trap

Syntax	request snmp spoof-trap <trap> variable-bindings <object> <instance> <value>
Release Information	Command introduced in Junos OS Release 8.2. Command introduced in Junos OS Release 9.0 for EX Series switches. Command introduced in Junos OS Release 11.1 for the QFX Series.
Description	Spoof (mimic) the behavior of a Simple Network Management Protocol (SNMP) trap.
Options	<p><trap>—Name of the trap to spoof.</p> <p>variable-bindings <object> <instance> <value>—(Optional) List of variables and values to include in the trap. Each variable binding is specified as an object name, the object instance, and the value (for example, ifIndex[14] = 14). Enclose the list of variable bindings in quotation marks (" ") and use a comma to separate each object name, instance, and value definition (for example, variable-bindings "ifIndex[14] = 14, ifAdminStatus[14] = 1, ifOperStatus[14] = 2"). Objects included in the trap definition that do not have instances and values specified as part of the command are included in the trap and spoofed with automatically generated instances and values.</p> <p><dummy name>—A dummy trap name to display the list of available traps.</p> <p>Question mark (?)—Question mark? to display possible completions.</p>
Required Privilege Level	request
List of Sample Output	request snmp spoof-trap (with Variable Bindings) on page 784 request snmp spoof-trap (Illegal Trap Name) on page 784 request snmp spoof-trap (Question Mark ?) on page 788

Sample Output

request snmp spoof-trap (with Variable Bindings)	<pre>user@host> request snmp spoof-trap linkUp variable-bindings "ifIndex[14] = 14, ifAdminStatus[14] = 1, ifOperStatus[14] = 2" Spoof trap request result: trap sent successfully</pre>
request snmp spoof-trap (Illegal Trap Name)	<pre>user@host> request snmp spoof-trap xx Spoof trap request result: trap not found Allowed Traps: ads1AtucInitFailureTrap ads1AtucPerfESsThreshTrap ads1AtucPerfLofsThreshTrap ads1AtucPerfLossThreshTrap ads1AtucPerfLossThreshTrap ads1AtucPerfLossThreshTrap ads1AtucRateChangeTrap ads1AturPerfESsThreshTrap ads1AturPerfLofsThreshTrap ads1AturPerfLossThreshTrap ads1AturPerfLossThreshTrap</pre>

ads1AturRateChangeTrap
apsEventChannelMismatch
apsEventFEPLF
apsEventModeMismatch
apsEventPSBF
apsEventSwitchover
authenticationFailure
bfdSessDown
bfdSessUp
bgpBackwardTransition
bgpEstablished
coldStart
dlswTrapCircuitDown
dlswTrapCircuitUp
dlswTrapTConnDown
dlswTrapTConnPartnerReject
dlswTrapTConnProtViolation
dlswTrapTConnUp
dsx1LineStatusChange
dsx3LineStatusChange
entConfigChange
fallingAlarm
frDLCIStatusChange
ggsnTrapChanged
ggsnTrapCleared
ggsnTrapNew
gmp1sTunnelDown
ifMauJabberTrap
ipv6IfStateChange
isisAreaMismatch
isisAttemptToExceedMaxSequence
isisAuthenticationFailure
isisAuthenticationTypeFailure
isisCorruptedLSPDetected
isisDatabaseOverload
isisIDLenMismatch
isisLSPTooLargeToPropagate
isisManualAddressDrops
isisMaxAreaAddressesMismatch
isisOriginatingLSPBufferSizeMismatch
isisOwnLSPPurge
isisProtocolsSupportedMismatch
isisRejectedAdjacency
isisSequenceNumberSkip
isisVersionSkew
jnxAccessAuthServerDisabled
jnxAccessAuthServerEnabled
jnxAccessAuthServiceDown
jnxAccessAuthServiceUp
jnxBfdSessDetectionTimeHigh
jnxBfdSessTxIntervalHigh
jnxBgpM2BackwardTransition
jnxBgpM2Established
jnxCmCfgChange
jnxCmRescueChange
jnxCollFlowOverload
jnxCollFlowOverloadCleared
jnxCollFtpSwitchover
jnxCollMemoryAvailable
jnxCollMemoryUnavailable
jnxCollUnavailableDest

jnxCollUnavailableDestCleared
jnxCollUnsuccessfulTransfer
jnxDfcHardMemThresholdExceeded
jnxDfcHardMemUnderThreshold
jnxDfcHardPpsThresholdExceeded
jnxDfcHardPpsUnderThreshold
jnxDfcSoftMemThresholdExceeded
jnxDfcSoftMemUnderThreshold
jnxDfcSoftPpsThresholdExceeded
jnxDfcSoftPpsUnderThreshold
jnxEventTrap
jnxExampleStartup
jnxFEBSwitchover
jnxFanFailure
jnxFanOK
jnxFruCheck
jnxFruFailed
jnxFruInsertion
jnxFruOK
jnxFruOffline
jnxFruOnline
jnxFruPowerOff
jnxFruPowerOn
jnxFruRemoval
jnxHardDiskFailed
jnxHardDiskMissing
jnxJsAvPatternUpdateTrap
jnxJsChassisClusterSwitchover
jnxJsFwAuthCapacityExceeded
jnxJsFwAuthFailure
jnxJsFwAuthServiceDown
jnxJsFwAuthServiceUp
jnxJsNatAddrPoolThresholdStatus
jnxJsScreenAttack
jnxJsScreenCfgChange
jnxLdpLspDown
jnxLdpLspUp
jnxLdpSesDown
jnxLdpSesUp
jnxMIMstCistPortLoopProtectStateChangeTrap
jnxMIMstCistPortRootProtectStateChangeTrap
jnxMIMstErrTrap
jnxMIMstGenTrap
jnxMIMstInvalidBpduRxdTrap
jnxMIMstMstiPortLoopProtectStateChangeTrap
jnxMIMstMstiPortRootProtectStateChangeTrap
jnxMIMstNewRootTrap
jnxMIMstProtocolMigrationTrap
jnxMIMstRegionConfigChangeTrap
jnxMIMstTopologyChgTrap
jnxMacChangedNotification
jnxMplsLdpInitSesThresholdExceeded
jnxMplsLdpPathVectorLimitMismatch
jnxMplsLdpSessionDown
jnxMplsLdpSessionUp
jnxOspfV3IfConfigError
jnxOspfV3IfRxBadPacket
jnxOspfV3IfStateChange
jnxOspfV3LsdbApproachingOverflow
jnxOspfV3LsdbOverflow
jnxOspfV3NbrRestartHelperStatusChange

jnxOspfV3NbrStateChange
jnxOspfV3NssaTranslatorStatusChange
jnxOspfV3RestartStatusChange
jnxOspfV3VirtIfConfigError
jnxOspfV3VirtIfRxBadPacket
jnxOspfV3VirtIfStateChange
jnxOspfV3VirtNbrRestartHelperStatusChange
jnxOspfV3VirtNbrStateChange
jnxOtnAlarmCleared
jnxOtnAlarmSet
jnxOverTemperature
jnxPMonOverloadCleared
jnxPMonOverloadSet
jnxPingEgressJitterThresholdExceeded
jnxPingEgressStdDevThresholdExceeded
jnxPingEgressThresholdExceeded
jnxPingIngressJitterThresholdExceeded
jnxPingIngressStdDevThresholdExceeded
jnxPingIngressThresholdExceeded
jnxPingRttJitterThresholdExceeded
jnxPingRttStdDevThresholdExceeded
jnxPingRttThresholdExceeded
jnxPortBpduErrorStatusChangeTrap
jnxPortLoopProtectStateChangeTrap
jnxPortRootProtectStateChangeTrap
jnxPowerSupplyFailure
jnxPowerSupplyOK
jnxRedundancySwitchover
jnxRmonAlarmGetFailure
jnxRmonGetOk
jnxSecAccessIfMacLimitExceeded
jnxSecAccessSdsRateLimitCrossed
jnxSonetAlarmCleared
jnxSonetAlarmSet
jnxSpSvcSetCpuExceeded
jnxSpSvcSetCpuOk
jnxSpSvcSetZoneEntered
jnxSpSvcSetZoneExited
jnxStormEventNotification
jnxSyslogTrap
jnxTemperatureOK
jnxVccpPortDown
jnxVccpPortUp
jnxVpnIfDown
jnxVpnIfUp
jnxVpnPwDown
jnxVpnPwUp
jnxl2aldGlobalMacLimit
jnxl2aldInterfaceMacLimit
jnxl2aldRoutingInstMacLimit
linkDown
linkUp
lldpRemTablesChange
mfrMibTrapBundleLinkMismatch
mplsLspChange
mplsLspDown
mplsLspInfoChange
mplsLspInfoDown
mplsLspInfoPathDown
mplsLspInfoPathUp
mplsLspInfoUp

mplsLspPathDown
mplsLspPathUp
mplsLspUp
mplsNumVrfRouteMaxThreshExceeded
mplsNumVrfRouteMidThreshExceeded
mplsNumVrfSecIllglLb1ThrshExcd
mplsTunnelDown
mplsTunnelReoptimized
mplsTunnelRerouted
mplsTunnelUp
mplsVrfIfDown
mplsVrfIfUp
mplsXCDown
mplsXCUp
msdpBackwardTransition
msdpEstablished
newRoot
ospfIfAuthFailure
ospfIfConfigError
ospfIfRxBadPacket
ospfIfStateChange
ospfLsdbApproachingOverflow
ospfLsdbOverflow
ospfMaxAgeLsa
ospfNbrStateChange
ospfOriginateLsa
ospfTxRetransmit
ospfVirtIfAuthFailure
ospfVirtIfConfigError
ospfVirtIfRxBadPacket
ospfVirtIfStateChange
ospfVirtIfTxRetransmit
ospfVirtNbrStateChange
pethMainPowerUsageOffNotification
pethMainPowerUsageOnNotification
pethPsePortOnOffNotification
pingProbeFailed
pingTestCompleted
pingTestFailed
ptopoConfigChange
risingAlarm
rpMauJabberTrap
sdlcLSStatusChange
sdlcPortStatusChange
topologyChange
traceRoutePathChange
traceRouteTestCompleted
traceRouteTestFailed
vrrpTrapAuthFailure
vrrpTrapNewMaster
warmStart

**request snmp
spoof-trap (Question
Mark ?)**

user@host> request snmp spoof-trap ?
Possible completions:
<trap> The name of the trap to spoof
adslAtucInitFailureTrap
adslAtucPerfESsThreshTrap
adslAtucPerfLofsThreshTrap
adslAtucPerfLolsThreshTrap
adslAtucPerfLossThreshTrap
adslAtucPerfLprsThreshTrap

```
ads1AtucRateChangeTrap
ads1AturPerfESsThreshTrap
ads1AturPerfLofsThreshTrap
ads1AturPerfLossThreshTrap
ads1AturPerfLprsThreshTrap
ads1AturRateChangeTrap
apsEventChannelMismatch
apsEventFEPLF
apsEventModeMismatch
apsEventPSBF
apsEventSwitchover
authenticationFailure
bfdSessDown
bfdSessUp
bgpBackwardTransition
bgpEstablished
coldStart
dlsWTrapCircuitDown
dlsWTrapCircuitUp
---(more 10%)---
```

show snmp health-monitor

Syntax	<code>show snmp health-monitor</code> <code><alarms <detail>> <logs></code>
Release Information	Command introduced in Junos OS Release 8.0. Command introduced in Junos OS Release 9.0 for EX Series switches. Statement introduced in Junos OS Release 11.1 for the QFX Series.
Description	Display information about Simple Network Management Protocol (SNMP) health monitor alarms and logs.
Options	none —Display information about all health monitor alarms and logs. alarms <detail> —(Optional) Display detailed information about health monitor alarms. logs —(Optional) Display information about health monitor logs.
Required Privilege Level	view
List of Sample Output	show snmp health-monitor on page 792 show snmp health-monitor alarms detail on page 794
Output Fields	Table 120 on page 790 describes the output fields for the show snmp health-monitor command. Output fields are listed in the approximate order in which they appear.

Table 120: show snmp health-monitor Output Fields

Field Name	Field Description	Level of Output
Alarm Index	Alarm identifier.	All levels
Variable description	Description of the health monitor object instance being monitored.	All levels
Variable name	Name of the health monitor object instance being monitored.	All levels
Value	Current value of the monitored variable in the most recent sample interval.	All levels

Table 120: show snmp health-monitor Output Fields (*continued*)

Field Name	Field Description	Level of Output
State	<p>State of the alarm or event entry:</p> <ul style="list-style-type: none"> Alarms: <ul style="list-style-type: none"> active—Entry is fully configured and activated. falling threshold crossed—Value of the variable has crossed the lower threshold limit. rising threshold crossed—Value of the variable has crossed the upper threshold limit. under creation—Entry is being configured and is not yet activated. startup—Alarm is waiting for the first sample of the monitored variable. object not available—Monitored variable of that type is not available to the health monitor agent. instance not available—Monitored variable's instance is not available to the health monitor agent. object type invalid—Monitored variable is not a numeric value. object processing errored—An error occurred when the monitored variable was processed. unknown—State is not one of the above. 	All levels
Variable OID	Object ID to which the variable name is resolved. The format is x.x.x.x.	detail
Sample type	Method of sampling the monitored variable and calculating the value to compare against the upper and lower thresholds. It can have the value of absolute value or delta value .	detail
Startup alarm	<p>Alarm that might be sent when this entry is first activated, depending on the following criteria:</p> <ul style="list-style-type: none"> Alarm is sent when one of the following situations exists: <ul style="list-style-type: none"> Value of the alarm is above or equal to the rising threshold and the startup type is either rising alarm or rising or falling alarm. Value of the alarm is below or equal to the falling threshold and the startup type is either falling alarm or rising or falling alarm. Alarm is <i>not</i> sent when one of the following situations exists: <ul style="list-style-type: none"> Value of the alarm is above or equal to the rising threshold and the startup type is falling alarm. Value of the alarm is below or equal to the falling threshold and the startup type is rising alarm. Value of the alarm is between the thresholds. 	detail
Owner	Name of the entry configured by the user. If the entry was created through the CLI, the owner has monitor prepended to it.	detail
Creator	Mechanism by which the entry was configured (Health Monitor).	detail
Sample interval	Time period between samples (in seconds).	detail
Rising threshold	Upper limit threshold value as a percentage of the maximum possible value.	detail

Table 120: show snmp health-monitor Output Fields (*continued*)

Field Name	Field Description	Level of Output
Falling threshold	Lower limit threshold value as a percentage of the maximum possible value.	detail
Rising event index	Event triggered when the rising threshold is crossed.	detail
Falling event index	Event triggered when the falling threshold is crossed.	detail

Sample Output

```

show snmp user@host> show snmp health-monitor
health-monitor
Alarm
Index  Variable description                               Value State
-----
32768  Health Monitor: root file system utilization
      jnxHrStoragePercentUsed.1                      58 active
32769  Health Monitor: /config file system utilization
      jnxHrStoragePercentUsed.2                      0 active
32770  Health Monitor: RE 0 CPU utilization
      jnxOperatingCPU.9.1.0.0                        0 active
32773  Health Monitor: RE 0 Memory utilization
      jnxOperatingBuffer.9.1.0.0                    35 active
32775  Health Monitor: jkernel daemon CPU utilization
      Init daemon                                    0 active
      Chassis daemon                                50 active
      Firewall daemon                                0 active
      Interface daemon                               5 active
      SNMP daemon                                    11 active
      MIB2 daemon                                    42 active
      Sonet APS daemon                               0 active
      VRRP daemon                                    0 active
      Alarm daemon                                   3 active
      PFE daemon                                     0 active
      CRAFT daemon                                  0 active
      Traffic sampling control daemon                0 active
      Ilmi daemon                                    0 active
      Remote operations daemon                      0 active
      CoS daemon                                    0 active
      Pic Services Logging daemon                   0 active
      Internal Routing Service Daemon               3 active
      Network Access Service daemon                 0 active
      Forwarding UDP daemon                         0 active
      Routing socket proxy daemon                   0 active
      Disk Monitoring daemon                        1 active
      Inet daemon                                    0 active
      Syslog daemon                                 0 active
      Adaptive Services PIC daemon                  0 active
      ECC parity errors logging Daemon               0 active
      Layer 2 Tunneling Protocol daemon              0 active
      PPPoE daemon                                   3 active
      Redundancy device daemon                      0 active

```

```

PPP daemon                                0 active
Dynamic Flow Capture Daemon               0 active

32776 Health Monitor: jroute daemon CPU utilization
Routing protocol daemon                  1 active
Management daemon                       0 active
Management daemon                       0 active
Command line interface                  4 active
Periodic Packet Management daemon        0 active
Link Management daemon                  0 active
Pragmatic General Multicast daemon       0 active
Bidirectional Forwarding Detection daemon 0 active
SRC daemon                             0 active
audit daemon                           0 active
Event daemon                           0 active

32777 Health Monitor: jcrypto daemon CPU utilization
IPSec Key Management daemon              0 active

32779 Health Monitor: jkernel daemon Memory utilization
Init daemon                            47384 active
Chassis daemon                         20204 active
Firewall daemon                        1956 active
Interface daemon                       3340 active
SNMP daemon                            4540 active
MIB2 daemon                            3880 active
Sonet APS daemon                       2632 active
VRRP daemon                            2672 active
Alarm daemon                           1856 active
PFE daemon                             2600 active
CRAFT daemon                           2000 active
Traffic sampling control daemon          3164 active
Ilmi daemon                            2132 active
Remote operations daemon                 2964 active
CoS daemon                              3044 active
Pic Services Logging daemon              1944 active
Internal Routing Service Daemon           1392 active
Network Access Service daemon            1992 active
Forwarding UDP daemon                    1876 active
Routing socket proxy daemon              1296 active
Disk Monitoring daemon                   1180 active
Inet daemon                             1296 active
Syslog daemon                           1180 active
Adaptive Services PIC daemon              3220 active
ECC parity errors logging Daemon          1100 active
Layer 2 Tunneling Protocol daemon         3372 active
PPPoE daemon                            1424 active
Redundancy device daemon                  1820 active
PPP daemon                              2060 active
Dynamic Flow Capture Daemon              10740 active

32780 Health Monitor: jroute daemon Memory utilization
Routing protocol daemon                   8104 active
Management daemon                        13360 active
Management daemon                        19252 active
Command line interface                    9912 active
Periodic Packet Management daemon         1484 active
Link Management daemon                    2016 active
Pragmatic General Multicast daemon        1968 active
Bidirectional Forwarding Detection daemon 1956 active
SRC daemon                               1772 active
audit daemon                             1772 active

```

Event daemon 1808 active

32781 Health Monitor: jcrypto daemon Memory utilization
IPSec Key Management daemon 5600 active

show snmp user@host> **show snmp health-monitor alarms detail**
health-monitor alarms
detail

```
Alarm Index 32768:
  Variable name      jnxHrStoragePercentUsed.1
  Variable OID       1.3.6.1.4.1.2636.3.31.1.1.1.1.1
  Sample type        absolute value
  Startup alarm       rising alarm
  Owner              Health Monitor: root file system
                    utilization
  Creator            Health Monitor
  State              active
  Sample interval     300 seconds
  Rising threshold    80
  Falling threshold   70
  Rising event index  32768
  Falling event index 32768
  Instance Value: 58
  Instance State: active

Alarm Index 32769:
  Variable name      jnxHrStoragePercentUsed.2
  Variable OID       1.3.6.1.4.1.2636.3.31.1.1.1.1.2
  Sample type        absolute value
  Startup alarm       rising alarm
  Owner              Health Monitor: /config file system
                    utilization
  Creator            Health Monitor
  State              active
  Sample interval     300 seconds
  Rising threshold    80
  Falling threshold   70
  Rising event index  32768
  Falling event index 32768
  Instance Value: 0
  Instance State: active

Alarm Index 32770:
  Variable name      jnxOperatingCPU.9.1.0.0
  Variable OID       1.3.6.1.4.1.2636.3.1.13.1.8.9.1.0.0
  Sample type        absolute value
  Startup alarm       rising alarm
  Owner              Health Monitor: RE 0 CPU utilization

  Creator            Health Monitor
  State              active
  Sample interval     300 seconds
  Rising threshold    80
  Falling threshold   70
  Rising event index  32768
  Falling event index 32768
  Instance Value: 0
  Instance State: active

Alarm Index 32773:
  Variable name      jnxOperatingBuffer.9.1.0.0
```


Variable OID	1.3.6.1.4.1.2636.3.1.13.1.11.9.1.0.0
Sample type	absolute value
Startup alarm	rising alarm
Owner	Health Monitor: RE 0 Memory utilization

Creator	Health Monitor
State	active
Sample interval	300 seconds
Rising threshold	80
Falling threshold	70
Rising event index	32768
Falling event index	32768
Instance Value:	35
Instance State:	active

Alarm Index 32775:

Variable name	sysAppElmtRunCPU.3
Variable OID	1.3.6.1.2.1.54.1.2.3.1.9.3
Sample type	delta value
Startup alarm	rising alarm
Owner	Health Monitor: jkernel daemon CPU utilization

Creator	Health Monitor
State	active
Sample interval	300 seconds
Rising threshold	24000
Falling threshold	21000
Rising event index	32768
Falling event index	32768
Instance Name:	sysAppElmtRunCPU.3.1.1
Instance Description:	Init daemon
Instance Value:	0
Instance State:	active

Instance Name:	sysAppElmtRunCPU.3.2.2786
Instance Description:	Chassis daemon
Instance Value:	50
Instance State:	active

Instance Name:	sysAppElmtRunCPU.3.3.2938
Instance Description:	Firewall daemon
Instance Value:	0
Instance State:	active

Instance Name:	sysAppElmtRunCPU.3.4.2942
Instance Description:	Interface daemon
Instance Value:	5
Instance State:	active

Instance Name:	sysAppElmtRunCPU.3.7.7332
Instance Description:	SNMP daemon
Instance Value:	11
Instance State:	active

Instance Name:	sysAppElmtRunCPU.3.9.2914
Instance Description:	MIB2 daemon
Instance Value:	42
Instance State:	active

Instance Name:	sysAppElmtRunCPU.3.12.2916
----------------	----------------------------

Instance Description: Sonet APS daemon
Instance Value: 0
Instance State: active

Instance Name: sysAppElmtRunCPU.3.13.2917
Instance Description: VRRP daemon
Instance Value: 0
Instance State: active

Instance Name: sysAppElmtRunCPU.3.14.2787
Instance Description: Alarm daemon
Instance Value: 3
Instance State: active

Instance Name: sysAppElmtRunCPU.3.15.2940
Instance Description: PFE daemon
Instance Value: 0
Instance State: active

Instance Name: sysAppElmtRunCPU.3.16.2788
Instance Description: CRAFT daemon
Instance Value: 0
Instance State: active

Instance Name: sysAppElmtRunCPU.3.17.2918
Instance Description: Traffic sampling control daemon
---(more 23%)---

show snmp inform-statistics

Syntax	show snmp inform-statistics
Release Information	Command introduced in Junos OS Release 7.4. Command introduced in Junos OS Release 9.0 for EX Series switches. Command introduced in Junos OS Release 11.1 for the QFX Series.
Description	Display information about Simple Network Management Protocol (SNMP) inform requests.
Options	This command has no options.
Required Privilege Level	view
List of Sample Output	show snmp inform-statistics on page 797
Output Fields	Table 121 on page 797 describes the output fields for the show snmp inform-statistics command. Output fields are listed in the approximate order in which they appear.

Table 121: show snmp inform-statistics Output Fields

Field Name	Field Description
Target Name	Name of the device configured to receive and respond to SNMP informs.
Address	IP address of the target device.
Sent	Number of informs sent to the target device and acknowledged by the target device.
Pending	Number of informs held in memory pending a response from the target device.
Discarded	Number of informs discarded after the specified number of retransmissions to the target device were attempted.
Timeouts	Number of informs that did not receive an acknowledgement from the target device within the timeout specified.
Probe Failures	Connection failures that occurred (for example, when the target server returned invalid content or you incorrectly configured the target address).

Sample Output

```

user@host> show snmp inform-statistics
Inform Request Statistics:
Target Name: TA1_v3_md5_none Address: 172.17.20.184
Sent: 176, Pending: 0
Discarded: 0, Timeouts: 0, Probe Failures: 0
Target Name: TA2_v3_sha_none Address: 192.168.110.59
Sent: 0, Pending: 4
Discarded: 84, Timeouts: 0, Probe Failures: 258

```

Target Name: TA5_v2_none Address: 172.17.20.184
Sent: 0, Pending: 0
Discarded: 2, Timeouts: 10, Probe Failures: 0

show snmp mib

Syntax	<code>show snmp mib (get get-next walk) (ascii decimal) <i>object-id</i></code>
Release Information	<p>Command introduced before Junos OS Release 7.4.</p> <p>Command introduced in Junos OS Release 9.0 for EX Series switches.</p> <p>ascii and decimal options introduced in Junos OS Release 9.6.</p> <p>ascii and decimal options introduced in Junos OS Release 9.6 for EX Series switches.</p> <p>Command introduced in Junos OS Release 11.1 for the QFX Series.</p>
Description	Display local Simple Network Management Protocol (SNMP) Management Information Base (MIB) object values.
Options	<p>get—Retrieve and display one or more SNMP object values.</p> <p>get-next—Retrieve and display the next SNMP object values.</p> <p>walk—Retrieve and display the SNMP object values that are associated with the requested object identifier (OID). When you use this option, the Junos OS displays the objects below the subtree that you specify.</p> <p>ascii—Display the SNMP object's string indices as an ASCII-key representation.</p> <p>decimal—Display the SNMP object values in the decimal (default) format. The decimal option is the default option for this command. Therefore, issuing the show snmp mib (get get-next walk) decimal object-id and the show snmp mib (get get-next walk) object-id commands display the same output.</p> <p>object-id—The object can be represented by a sequence of dotted integers (such as 1.3.6.1.2.1.2) or by its subtree name (such as interfaces). When entering multiple objects, enclose the objects in quotation marks.</p>
Required Privilege Level	snmp—To view this statement in the configuration.
List of Sample Output	<p>show snmp mib get on page 800</p> <p>show snmp mib get (Multiple Objects) on page 800</p> <p>show snmp mib get-next on page 800</p> <p>show snmp mib get-next (Specify an OID) on page 800</p> <p>show snmp mib walk on page 800</p> <p>show snmp mib walk (QFX Series) on page 800</p> <p>show snmp mib walk decimal on page 800</p> <p>show snmp mib walk (ASCII) on page 800</p> <p>show snmp mib walk (Multiple Indices) on page 800</p> <p>show snmp mib walk decimal (Multiple Indices) on page 801</p>
Output Fields	<p>Table 122 on page 800 describes the output fields for the show snmp mib command. Output fields are listed in the approximate order in which they appear.</p>

Table 122: show snmp mib Output Fields

Field Name	Field Description
<i>name</i>	Object name and numeric instance value.
<i>object value</i>	Object value. The Junos OS translates OIDs into the corresponding object names.

Sample Output

```

show snmp mib get      user@host> show snmp mib get sysObjectID.0
                        sysObjectID.0 = jnxProductNameM20

show snmp mib get      user@host> show snmp mib get ?sysObjectID.0 sysUpTime.0?
(Multiple Objects)    sysObjectID.0 = jnxProductNameM20
                        sysUpTime.0 = 1640992

show snmp mib         user@host> show snmp mib get-next jnxMibs
get-next              jnxBoxClass.0 = jnxProductLineM20.0

show snmp mib         user@host> show snmp mib get-next 1.3.6.1
get-next (Specify an  sysDescr.0 = Juniper Networks, Inc. m20 internet router, kernel
OID)                  Junos OS Release: 2004-1 Build date: build date UTC Copyright (c) 1996-2004 Juniper
                        Networks, Inc.

show snmp mib walk    user@host> show snmp mib walk system
                        sysDescr.0 = Juniper Networks, Inc. m20 internet router, kernel
                        Junos OS Release #0: 2004-1 Build date: build date UTC Copyright (c) 1996-2004
                        Juniper Networks, Inc.
                        sysObjectID.0 = jnxProductNameM20
                        sysUpTime.0 = 1640992
                        sysContact.0 = Your contact
                        sysName.0 = my router
                        sysLocation.0 = building 1
                        sysServices.0 = 4

show snmp mib walk    user@switch> show snmp mib walk system
(QFX Series)         sysDescr.0 = Juniper Networks, Inc. qfx3500s internet router, kernel JUNOS
                        11.1-20100926.0 #0: 2010-09-26 06:17:38 UTC Build date: 2010-09-26 06:00:10
                        sysObjectID.0 = jnxProductQFX3500
                        sysUpTime.0 = 138980301
                        sysContact.0 = System Contact
                        sysName.0 = LabQFX3500
                        sysLocation.0 = Lab
                        sysServices.0 = 4

show snmp mib walk    user@host> show snmp mib walk decimal jnxUtilData
decimal              jnxUtilCounter32Value.102.114.101.100 = 100

show snmp mib walk    show snmp mib walk ascii jnxUtilData
(ASCII)              jnxUtilCounter32Value."fred" = 100

show snmp mib walk    show snmp mib walk ascii jnxFWCounterByteCount
(Multiple Indices)  jnxFWCounterByteCount."fe-1/3/0.0-i"."CLASS_BE-fe-1/3/0.0-i".2 = 0
                        jnxFWCounterByteCount."fe-1/3/0.0-i"."CLASS_CC-fe-1/3/0.0-i".2 = 0

```

```
jnxFWCounterByteCount."fe-1/3/0.0-i"."CLASS_RT-fe-1/3/0.0-i".2 = 0
.....
```

show snmp mib walk
decimal (Multiple
Indices)

```
show snmp mib walk ascii jnxFWCounterByteCount
jnxFWCounterByteCount."fe-1/3/0.0-i"."CLASS_BE-fe-1/3/0.0-i".2 = 0
jnxFWCounterByteCount."fe-1/3/0.0-i"."CLASS_CC-fe-1/3/0.0-i".2 = 0
jnxFWCounterByteCount."fe-1/3/0.0-i"."CLASS_RT-fe-1/3/0.0-i".2 = 0
.....
```

show snmp rmon

Syntax	show snmp rmon <alarms <brief detail> events <brief detail> logs>
Release Information	Command introduced before Junos OS Release 7.4. Command introduced in Junos OS Release 9.0 for EX Series switches.
Description	Display information about Simple Network Management Protocol (SNMP) Remote Monitoring (RMON) alarms and events.
Options	<p>none—Display information about all RMON alarms and events.</p> <p>alarms—(Optional) Display information about RMON alarms.</p> <p>brief detail—(Optional) Display brief or detailed information about RMON alarms or events.</p> <p>events—(Optional) Display information about RMON events.</p> <p>logs—(Optional) Display information about RMON monitoring logs.</p>
Required Privilege Level	view
List of Sample Output	show snmp rmon on page 804 show snmp rmon alarms detail on page 804 show snmp rmon events detail on page 805
Output Fields	Table 123 on page 802 describes the output fields for the show snmp rmon command. Output fields are listed in the approximate order in which they appear.

Table 123: show snmp rmon Output Fields

Field Name	Field Description	Level of Output
Alarm Index	Alarm identifier.	All levels

Table 123: show snmp rmon Output Fields (*continued*)

Field Name	Field Description	Level of Output
State	<p>State of the alarm or event entry:</p> <p>Alarms:</p> <ul style="list-style-type: none"> • active—Entry is fully configured and activated. • falling threshold crossed—Value of the variable has crossed the lower threshold limit. • rising threshold crossed—Value of the variable has crossed the upper threshold limit. • under creation—Entry is being configured and is not yet activated. • startup—Alarm is waiting for the first sample of the monitored variable. • object not available—Monitored variable of that type is not available to the SNMP agent. • instance not available—Monitored variable's instance is not available to the SNMP agent. • object type invalid—Monitored variable is not a numeric value. • object processing errored—An error occurred when the monitored variable was processed. • unknown—State is not one of the above. <p>Events:</p> <ul style="list-style-type: none"> • active—Entry has been fully configured and activated. • under creation—Entry is being configured and is not yet activated. • unknown—State is not one of the above. 	All levels
Variable name	Name of the SNMP object instance being monitored.	All levels
Event Index	Event identifier.	All levels
Type	<p>Type of notification made when an event is triggered. It can be one of the following:</p> <ul style="list-style-type: none"> • log—A system log message is generated and an entry is made to the log table. • snmptrap—An SNMP trap is sent to the configured destination. • log and trap—A system log message is generated, an entry is made to the log table, and an SNMP trap is sent to the configured destination. • none—Neither log nor trap will be sent. 	detail
Last Event	Date and time of the last event. It has the format <i>yyyy-mm-dd hh:mm:ss timezone</i> .	brief
Community	Identifies the trap group used for sending the SNMP trap.	detail
Variable OID	Object ID to which the variable name is resolved. The format is x.x.x.x.	detail
Sample type	Method of sampling the monitored variable and calculating the value to compare against the upper and lower thresholds. It can have the value of absolute value or delta value .	detail

Table 123: show snmp rmon Output Fields (*continued*)

Field Name	Field Description	Level of Output
Startup alarm	Alarm that might be sent when this entry is first activated, depending on the following criteria: <ul style="list-style-type: none"> Alarm is sent when one of the following situations exists: <ul style="list-style-type: none"> Value of the alarm is above or equal to the rising threshold and the startup type is either rising alarm or rising or falling alarm. Value of the alarm is below or equal to the falling threshold and the startup type is either falling alarm or rising or falling alarm. Alarm is <i>not</i> sent when one of the following situations exists: <ul style="list-style-type: none"> Value of the alarm is above or equal to the rising threshold and the startup type is falling alarm. Value of the alarm is below or equal to the falling threshold and the startup type is rising alarm. Value of the alarm is between the thresholds. 	detail
Owner	Name of the entry configured by the user. If the entry was created through the CLI, the owner has monitor prepended to it.	detail
Creator	Mechanism by which the entry was configured (CLI or SNMP).	detail
Sample interval	Time period between samples (in seconds).	detail
Rising threshold	Upper limit threshold value configured by the user.	detail
Falling threshold	Lower limit threshold value configured by the user.	detail
Rising event index	Event triggered when the rising threshold is crossed.	detail
Falling event index	Event triggered when the falling threshold is crossed.	detail
Current value	Current value of the monitored variable in the most recent sample interval.	detail

Sample Output

```

show snmp rmon      user@host> show snmp rmon
                    Alarm
                    Index  State                      Variable name
                      1  falling threshold crossed  ifInOctets.1

                    Event
                    Index  Type                      Last Event
                      1  log and trap                2002-01-30 01:13:01 PST

show snmp rmon      user@host> show snmp rmon alarms detail
alarms detail
                    Alarm Index 1:
                    Variable name  ifInOctets.1
                    Variable OID   1.3.6.1.2.1.2.2.1.10.1

```

Sample type		delta value
Startup alarm		rising or falling alarm
Owner		monitor
Creator		CLI
State		falling threshold crossed
Sample interval	60	seconds
Rising threshold	100000	
Falling threshold	80000	
Rising event index	1	
Falling event index	1	
Current value	0	

```
show snmp rmon events detail user@host> show snmp rmon events detail
Event Index 1:
  Type          log and trap
  Community     boy-elroy
  Last event    2002-01-30 01:13:01 PST
  Creator       CLI
  State         active
```

show snmp statistics

Syntax	show snmp statistics
Release Information	Command introduced before Junos OS Release 7.4. Command introduced in Junos OS Release 9.0 for EX Series switches. Command introduced in Junos OS Release 11.1 for the QFX Series.
Description	Display statistics about Simple Network Management Protocol (SNMP) packets sent and received by the router or switch.
Options	This command has no options.
Required Privilege Level	view
Related Documentation	<ul style="list-style-type: none"> clear snmp statistics on page 782
List of Sample Output	show snmp statistics on page 809
Output Fields	Table 124 on page 806 describes the output fields for the show snmp statistics command. Output fields are listed in the approximate order in which they appear.

Table 124: show snmp statistics Output Fields

Field Name	Field Description
Input	<p>Information about received packets:</p> <ul style="list-style-type: none"> Packets(snmplnPkts)—Total number of messages delivered to the SNMP entity from the transport service. Bad versions—(snmplnBadVersions) Total number of messages delivered to the SNMP entity that were for an unsupported SNMP version. Bad community names—(snmplnBadCommunityNames) Total number of messages delivered to the SNMP entity that used an SNMP community name not known to the entity. Bad community uses—(snmplnBadCommunityUses) Total number of messages delivered to the SNMP entity that represented an SNMP operation that was not allowed by the SNMP community named in the message. ASN parse errors—(snmplnASNParseErrs) Total number of ASN.1 or BER errors encountered by the SNMP entity when decoding received SNMP messages. Too big—(snmplnTooBig) Total number of SNMP PDUs delivered to the SNMP entity with an error status field of tooBig. No such names—(snmplnNoSuchNames) Total number of SNMP PDUs delivered to the SNMP entity with an error status field of noSuchName. Bad values—(snmplnBadValues) Total number of SNMP PDUs delivered to the SNMP entity with an error status field of badValue. Read only—(snmplnReadOnly) Total number of valid SNMP PDUs delivered to the SNMP entity with an error status field of readOnly. Only incorrect implementations of SNMP generate this error.

Table 124: show snmp statistics Output Fields (*continued*)

Field Name	Field Description
Input (continued)	<ul style="list-style-type: none"> • General errors—(snmpInGenErrs) Total number of SNMP PDUs delivered to the SNMP entity with an error status field of genErr. • Total requests varbinds—(snmpInTotalReqVars) Total number of MIB objects retrieved successfully by the SNMP entity as a result of receiving valid SNMP GetRequest and GetNext PDUs. • Total set varbinds—(snmpInSetVars) Total number of MIB objects modified successfully by the SNMP entity as a result of receiving valid SNMP SetRequest PDUs. • Get requests—(snmpInGetRequests) Total number of SNMP GetRequest PDUs that have been accepted and processed by the SNMP entity. • Get nexts—(snmpInGetNexts) Total number of SNMP GetNext PDUs that have been accepted and processed by the SNMP entity. • Set requests—(snmpInSetRequests) Total number of SNMP SetRequest PDUs that have been accepted and processed by the SNMP entity. • Get responses—(snmpInGetResponses) Total number of SNMP GetResponse PDUs that have been accepted and processed by the SNMP entity. • Traps—(snmpInTraps) Total number of SNMP traps generated by the SNMP entity. • Silent drops—(snmpSilentDrops) Total number of GetRequest, GetNextRequest, GetBulkRequest, SetRequests, and InformRequest PDUs delivered to the SNMP entity that were silently dropped because the size of a reply containing an alternate response PDU with an empty variable-bindings field was greater than either a local constraint or the maximum message size associated with the originator of the requests. • Proxy drops—(snmpProxyDrops) Total number of GetRequest, GetNextRequest, GetBulkRequest, SetRequests, and InformRequest PDUs delivered to the SNMP entity that were silently dropped because the transmission of the message to a proxy target failed in such a way (other than a timeout) that no response PDU could be returned. • Commit pending drops—Number of SNMP packets for Set requests dropped because of a previous pending SNMP Set request on the committed configuration. • Throttle drops—Number of SNMP packets for any requests dropped reaching the throttle limit.

Table 124: show snmp statistics Output Fields (*continued*)

Field Name	Field Description
V3 Input	<p>Information about SNMP version 3 packets:</p> <ul style="list-style-type: none"> • Unknown security models—(snmpUnknownSecurityModels) Total number of packets received by the SNMP engine that were dropped because they referenced a security model that was not known to or supported by the SNMP engine. • Invalid messages—(snmpInvalidMsgs) Number of packets received by the SNMP engine that were dropped because there were invalid or inconsistent components in the SNMP message. • Unknown pdu handlers—(snmpUnknownPDUHandlers) Number of packets received by the SNMP engine that were dropped because the PDU contained in the packet could not be passed to an application responsible for handling the PDU type. • Unavailable contexts—(snmpUnavailableContexts) Number of requests received for a context that is known to the SNMP engine, but is currently unavailable. • Unknown contexts—(snmpUnknownContexts) Total number of requests received for a context that is unknown to the SNMP engine. • Unsupported security levels—(usmStatsUnsupportedSecLevels) Total number of packets received by the SNMP engine that were dropped because they requested a security level unknown to the SNMP engine (or otherwise unavailable). • Not in time windows—(usmStatsNotInTimeWindows) Total number of packets received by the SNMP engine that were dropped because they appeared outside the authoritative SNMP engine's window. • Unknown user names—(usmStatsUnknownUserNames) Total number of packets received by the SNMP engine that were dropped because they referenced a user that was not known to the SNMP engine. • Unknown engine ids—(usmStatsUnknownEngineIDs) Total number of packets received by the SNMP engine that were dropped because they referenced an SNMP engine ID that was not known to the SNMP engine. • Wrong digests—(usmStatsWrongDigests) Total number of packets received by the SNMP engine that were dropped because they did not contain the expected digest value. • Decryption errors—(usmStatsDecryptionErrors) Total number of packets received by the SNMP engine that were dropped because they could not be decrypted.

Table 124: show snmp statistics Output Fields (*continued*)

Field Name	Field Description
Output	<p>Information about transmitted packets:</p> <ul style="list-style-type: none"> • Packets—(snmpOutPkts) Total number of messages passed from the SNMP entity to the transport service. • Too big—(snmpOutTooBigs) Total number of SNMP PDUs generated by the SNMP entity with an error status field of tooBig. • No such names—(snmpOutNoSuchNames) Total number of SNMP PDUs delivered to the SNMP entity with an error status field of noSuchName. • Bad values—(snmpOutBadValues) Total number of SNMP PDUs generated by the SNMP entity with an error status field of badValue. • General errors—(snmpOutGenErrs) Total number of SNMP PDUs generated by the SNMP entity with an error status field of genErr. • Get requests—(snmpOutGetRequests) Total number of SNMP GetRequest PDUs generated by the SNMP entity. • Get nexts—(snmpOutGetNexts) Total number of SNMP GetNext PDUs generated by the SNMP entity. • Set requests—(snmpOutSetRequests) Total number of SNMP SetRequest PDUs generated by the SNMP entity. • Get responses—(snmpOutGetResponses) Total number of SNMP GetResponse PDUs generated by the SNMP entity. • Traps—(snmpOutTraps) Total number of SNMP traps generated by the SNMP entity.

Sample Output

```

show snmp statistics user@host> show snmp statistics
SNMP statistics:
  Input:
    Packets: 246213, Bad versions: 12, Bad community names: 12,
    Bad community uses: 0, ASN parse errors: 96,
    Too big: 0, No such names: 0, Bad values: 0,
    Read onlys: 0, General errors: 0,
    Total request varbinds: 227084, Total set varbinds: 67,
    Get requests: 44942, Get nexts: 190371, Set requests: 10712,
    Get responses: 0, Traps: 0,
    Silent drops: 0, Proxy drops: 0, Commit pending drops: 0,
    Throttle drops: 0,
  V3 Input:
    Unknown security models: 0, Invalid messages: 0
    Unknown pdu handlers: 0, Unavailable contexts: 0
    Unknown contexts: 0, Unsupported security levels: 1
    Not in time windows: 0, Unknown user names: 0
    Unknown engine ids: 44, Wrong digests: 23, Decryption errors: 0
  Output:
    Packets: 246093, Too big: 0, No such names: 31561,
    Bad values: 0, General errors: 2,
    Get requests: 0, Get nexts: 0, Set requests: 0,
    Get responses: 246025, Traps: 0

```

show snmp v3

Syntax	<code>show snmp v3</code> <code><access <brief detail> community general groups notify <filter> target <address parameters> users></code>
Release Information	Command introduced before Junos OS Release 7.4. Command introduced in Junos OS Release 9.0 for EX Series switches.
Description	Display the Simple Network Management Protocol version 3 (SNMPv3) operating configuration.
Options	<p>none—Display all of the SNMPv3 operating configuration.</p> <p>access—(Optional) Display SNMPv3 access information.</p> <p>brief detail—(Optional) Display brief or detailed information about SNMPv3 access information.</p> <p>community—(Optional) Display SNMPv3 community information.</p> <p>general—(Optional) Display SNMPv3 general information.</p> <p>groups—(Optional) Display SNMPv3 security-to-group information.</p> <p>notify <filter>—(Optional) Display SNMPv3 notify and, optionally, notify filter information.</p> <p>target <address parameters>—(Optional) Display SNMPv3 target and, optionally, either target address or target parameter information.</p> <p>users—(Optional) Display SNMPv3 user information.</p>
Additional Information	To edit the default display of the show snmp v3 command, specify options in the show statement at the [edit snmp v3] hierarchy level.
Required Privilege Level	view
List of Sample Output	show snmp v3 on page 812
Output Fields	Table 125 on page 811 describes the output fields for the show snmp v3 command. Output fields are listed in the approximate order in which they appear.

Table 125: show snmp v3 Output Fields

Field Name	Field Description
Access control	<p>Information about access control:</p> <ul style="list-style-type: none"> • Group—Group name for which the configured access privileges apply. The group, together with the context prefix and the security model and security level, forms the index for this table. • Context prefix—SNMPv3 context for which the configured access privileges apply. • Security model/level—Security model and security level for which the configuration access privileges apply. • Read view—Identifies the MIB view applied to SNMPv3 read operations. • Write view—Identifies the MIB view applied to SNMPv3 write operations. • Notify view—Identifies the MIB view applied to outbound SNMP notifications.
Engine	<p>Information about local engine configuration:</p> <ul style="list-style-type: none"> • Local engine ID—Identifier that uniquely and unambiguously identifies the local SNMPv3 engine. • Engine boots—Number of times the local SNMPv3 engine has rebooted or reinitialized since the engine ID was last changed. • Engine time—Number of seconds since the local SNMPv3 engine was last rebooted or reinitialized. • Max msg size—Maximum message size the sender can accommodate.
Engine ID	<p>Information about engine ID:</p> <ul style="list-style-type: none"> • Local engine ID—Identifier that uniquely and unambiguously identifies the local SNMPv3 engine. • Engine boots—Number of times the local SNMPv3 engine has rebooted or reinitialized since the engine ID was last changed. • Engine time—Number of seconds since the local SNMPv3 engine was last rebooted or reinitialized. • Max msg size—Maximum message size the sender can accommodate. • Engine ID—SNMPv3 engine ID associated with each user. • User—SNMPv3 user. • Auth/Priv—Authentication and encryption algorithm available for use by each user. • Storage—Indicates whether a user is saved to the configuration file (nonvolatile) or not (volatile). Applies only to users with active status. • Status—Status of the conceptual row. Only rows with an active status are used by the SNMPv3 engine.
Group name	Name of the group to which this entry belongs.
Security model	Identifies the security model context for the security name.
Security name	Used with the security model; identifies a specific security name instance. Each security model/security name combination can be assigned to a specific group.
Storage type	Indicates whether a user is saved to the configuration file (nonvolatile) or not (volatile). Applies only to users with active status.
Status	Status of the conceptual row. Only rows with active status are used by the SNMPv3 engine.

Sample Output

```

user@host> show snmp v3
Local engine ID: 80 00 0a 4c e04 31 32 33 34
Engine boots:      38
Engine time:       64583 seconds
Max msg size:      2048 bytes

Engine ID: local
  User          Auth/Priv  Storage  Status
  user1         md5/des   nonvolatile active
  user2         sha/none  nonvolatile active
  user3         none/none nonvolatile active

Engine ID: 81 00 0a 4c 04 64 64 64 64
  User          Auth/Priv  Storage  Status
  UNEW         md5/none  nonvolatile active

Group name      Security model  Security name  Storage type  Status
g1              usm            user1          nonvolatile   active
g2              usm            user2          nonvolatile   active
g3              usm            user3          nonvolatile   active

Access control:
Group          Context prefix  Security model/level  Read view  Write view  Notify view
g1             usm/privacy  v1                   v1
g2             usm/authent  v1                   v1
g3             usm/none    v1                   v1

```

System Software Operational Mode Commands

Table 126 on page 813 summarizes the command-line interface (CLI) commands you can use to perform and monitor system software management functions. Commands are listed in alphabetical order.

Table 126: System Software Operational Mode Commands

Task	Command
Clear the Address Resolution Protocol (ARP) table.	<code>clear arp</code>
Clear the binding state of a Dynamic Host Configuration Protocol (DHCP) client from the client table on the extended DHCP local server.	<code>clear dhcp server binding</code>
Clear all extended DHCP local server statistics.	<code>clear dhcp server statistics</code>
Clear DHCP statistics	<code>clear dhcp statistics</code>
Clear the binding state from the client table on the DHCPv6 local server.	<code>clear dhcpv6 server binding</code>
Clear all DHCPv6 local server statistics.	<code>clear dhcpv6 server statistics</code>
Clear AAA statistics.	<code>clear network-access aaa statistics</code>
Log out AAA subscribers and clear the AAA subscriber statistics.	<code>clear network-access aaa subscriber</code>
Clear a pending commit operation.	<code>clear system commit</code>
Clear a pending system halt or reboot.	<code>clear system reboot</code>
(J Series routers only) Remove obsolete IP address bindings on a Dynamic Host Configuration Protocol (DHCP) server.	<code>clear system services dhcp binding</code>

Table 126: System Software Operational Mode Commands (*continued*)

Task	Command
(J Series routers only) Clear IP addresses from the DHCP server conflicts list.	<code>clear system services dhcp conflict</code>
(J Series routing routers only) Clear DHCP server statistics.	<code>clear system services dhcp statistics</code>
Enter configuration mode.	<code>configure</code>
Execute an operation (op) script.	<code>op</code>
Force lease renewal for DHCPv4 clients.	<code>request dhcp server reconfigure</code>
Initiate reconfiguration processing for DHCPv6 clients.	<code>request dhcpv6 server reconfigure</code>
Send messages to users currently logged in to the router.	<code>request message</code>
Activate a dynamic subscriber service.	<code>request network-access aaa subscriber add session-id</code>
Deactivate a dynamic subscriber service.	<code>request network-access aaa subscriber delete session-id</code>
Modify a predefined variable applied to a current subscriber.	<code>request network-access aaa subscriber modify session-id</code>
On a router with two Routing Engines, specify a tty connection for login.	<code>request routing-engine login</code>
Resets the state of an interface group on which static subscribers were forcibly logged out.	<code>request services static-subscribers login group</code>
Forces static subscribers on the interfaces in the group to be logged out.	<code>request services static-subscribers login interface</code>
Resets the state of an interface on which a static subscriber was forcibly logged out.	<code>request services static-subscribers logout group</code>
Forces static subscriber on the interface to be logged out.	<code>request services static-subscribers logout interface</code>
Collect information for customer support.	<code>request support information</code>
Delete an existing rescue configuration.	<code>request system configuration rescue delete</code>
Save the most recently committed configuration as the rescue configuration.	<code>request system configuration rescue save</code>

Table 126: System Software Operational Mode Commands (*continued*)

Task	Command
(J Series routers only) Upgrade or downgrade firmware.	<code>request system firmware</code>
Stop the routing software.	<code>request system halt</code>
Add a license key.	<code>request system license add</code>
Delete a license key.	<code>request system license delete</code>
(J Series routers only) Save installed license keys to a file or URL.	<code>request system license save</code>
Log out a user from the configuration database.	<code>request system logout</code>
Abort a previously scheduled partition request.	<code>request system partition abort</code>
Schedule the hard disk for partitioning.	<code>request system partition hard-disk</code>
Power off the routing software.	<code>request system power-off</code>
Reboot the routing software.	<code>request system reboot</code>
Convert an Extensible Stylesheet Language Transformations (XSLT) script to Stylesheet Language, Alternative syntaX (SLAX), or convert a SLAX script to XSLT.	<code>request system scripts convert</code>
Back up the file systems on the router.	<code>request system snapshot</code>
(M320 router, T320 router, and T640 router only) Abort a unified in-service software upgrade (ISSU).	<code>request system software abort</code>
Install software bundles or packages onto the router.	<code>request system software add</code>
Remove software bundles or packages from the router.	<code>request system software delete</code>
(J Series routers only) Delete the backup Junos OS file (if it exists) to free up compact flash drive space.	<code>request system software delete-backup</code>
(M320 router, T320 router, and T640 router only) Perform a unified ISSU.	<code>request system software in-service-upgrade</code>
MX Series 3D Universal Edge Routers	<code>request system software in-service-upgrade (MX Series 3D Universal Edge Routers)</code>

Table 126: System Software Operational Mode Commands (*continued*)

Task	Command
Roll back to a previously installed version.	<code>request system software rollback</code>
Check candidate software compatibility against the current configuration.	<code>request system software validate</code>
Free storage space on the router by rotating log files and deleting unnecessary files.	<code>request system storage cleanup</code>
Perform a compatibility check to ensure that the software and hardware components and the configuration on the device support unified ISSU. The <code>request system software validate in-service-upgrade</code> command enables you to detect any compatibility issues before actually issuing the <code>request system software in-service upgrade</code> command to initiate unified ISSU.	<code>request system software validate-in-service-upgrade</code>
Restart a Junos OS process.	<code>restart</code>
Display the contents of the ARP table.	<code>show arp</code>
Display the current running system configuration.	<code>show configuration</code>
Display the address bindings in the client table on the extended DHCP local server.	<code>show dhcp server binding</code>
Display extended DHCP local server statistics.	<code>show dhcp server statistics</code>
Display DHCP statistics	<code>show dhcp statistics</code>
Display the address bindings in the client table on the extended DHCPv6 local server.	<code>show dhcpv6 server binding</code>
Display extended DHCPv6 local server statistics.	<code>show dhcpv6 server statistics</code>
Display DHCPv6 statistics	<code>show dhcpv6 statistics</code>
Display Domain Name System (DNS) hostname information.	<code>show host</code>
Display RADIUS server status and information.	<code>show network-access aaa radius-servers</code>
Display AAA statistics.	<code>show network-access aaa statistics</code>
Display AAA authentication statistics.	<code>show network-access aaa statistics authentication</code>
Display information about AAA subscribers.	<code>show network-access aaa subscribers</code>

Table 126: System Software Operational Mode Commands (*continued*)

Task	Command
Display information about AAA subscriber sessions.	<code>show network-access aaa subscribers session-id</code>
Display state information for address-assignment pools.	<code>show network-access address-assignment pool</code>
Display information for domain maps.	<code>show network-access domain-map</code>
Display Network Time Protocol (NTP) peers.	<code>show ntp associations</code>
Display variables returned by NTP peers.	<code>show ntp status</code>
Display Information about static subscriber sessions.	<code>show static-subscribers sessions</code>
Display information about active subscribers	<code>show subscribers</code>
Show system alarms.	<code>show system alarms</code>
Display state and checksum values for files in a file system.	<code>show system audit</code>
(J Series routers only) Display autoinstallation status information.	<code>show system autoinstallation status</code>
Display boot messages.	<code>show system boot-messages</code>
Display system memory and buffer usage information.	<code>show system buffers</code>
Display information about a pending commit operation.	<code>show system commit</code>
Display directory and number of files queued for archival transfer.	<code>show system configuration archival</code>
Display information about the rescue configuration.	<code>show system configuration rescue</code>
Display information about active IP sockets on the Routing Engine.	<code>show system connections</code>
Display directory usage information.	<code>show system directory-usage</code>
(J Series routers only) Display system firmware information.	<code>show system firmware</code>
Display a list of installed licenses.	<code>show system license</code>

Table 126: System Software Operational Mode Commands (*continued*)

Task	Command
Display system-wide memory distribution and usage including the Junos OS kernel, software processes, and memory disks.	<code>show system memory</code>
Display dynamic hostname to IP address mappings.	<code>show system name-resolution</code>
Display software processes running on the router.	<code>show system processes</code>
Display statistics about queues on interfaces.	<code>show system queues</code>
Display any pending system reboots or halts.	<code>show system reboot</code>
View or compare previous configurations.	<code>show system rollback</code>
(J Series routers only) Display client binding information.	<code>show system services dhcp binding</code>
(J Series routers only) Display DHCP client-detected conflicts for IP addresses.	<code>show system services dhcp conflict</code>
(J Series routers only) Display global configuration settings for a DHCP server.	<code>show system services dhcp global</code>
(J Series routers only) Display IP address pools defined for a DHCP server.	<code>show system services dhcp pool</code>
(J Series routers only) Display statistics associated with a DHCP server.	<code>show system services dhcp statistics</code>
Display information about a Session and Resource Control (SRC) client.	<code>show system services service-deployment</code>
Display information about the backup software that located in the <code>/altroot</code> and <code>/altconfig</code> file systems.	<code>show system snapshot</code>
Display Junos OS extensions.	<code>show system software</code>
Display system-wide protocol-related statistics.	<code>show system statistics</code>
Display system-wide Address Resolution Protocol (ARP) statistics.	<code>show system statistics arp</code>
Display system-wide Connectionless Network Service (CLNS) statistics.	<code>show system statistics clns</code>

Table 126: System Software Operational Mode Commands (*continued*)

Task	Command
Display system-wide End System-to-Intermediate System (ES-IS) statistics.	<code>show system statistics esis</code>
Display system-wide Internet Control Message Protocol (ICMP) statistics.	<code>show system statistics icmp</code>
Display system-wide ICMP version 6 statistics.	<code>show system statistics icmp6</code>
Display system-wide Internet Group Management Protocol (IGMP) statistics.	<code>show system statistics igmp</code>
Display system-wide IPv4 statistics.	<code>show system statistics ip</code>
Display system-wide IPv6 statistics.	<code>show system statistics ip6</code>
Display system-wide Multiprotocol Label Switching (MPLS) statistics.	<code>show system statistics mpls</code>
Display system-wide Reliable Datagram Protocol (RDP) statistics.	<code>show system statistics rdp</code>
Display system-wide Transmission Control Protocol (TCP) statistics.	<code>show system statistics tcp</code>
Display system-wide Trivial Network Protocol (TNP) statistics.	<code>show system statistics tnp</code>
Display system-wide Trivial User Datagram Protocol (TUDP) statistics.	<code>show system statistics tudp</code>
Display system-wide User Datagram Protocol (UDP) statistics.	<code>show system statistics udp</code>
Display system-wide Virtual Private LAN Services (VPLS) statistics.	<code>show system statistics vpls</code>
Display statistics about the amount of free disk space in the router's file systems.	<code>show system storage</code>
View configurations of the primary and secondary Routing Engines.	<code>show system switchover</code>
Display the current time and information about how long the router, router software, and routing protocols have been running.	<code>show system uptime</code>
Display complete subscriber management database summary information.	<code>show system subscriber-management summary</code>

Table 126: System Software Operational Mode Commands (*continued*)

Task	Command
Display users currently logged in to the router.	<code>show system users</code>
Display Junos kernel memory usage.	<code>show system virtual-memory</code>
Display routing protocol tasks on the Routing Engine.	<code>show task</code>
Display I/O statistics for routing protocol tasks on the Routing Engine.	<code>show task io</code>
Display memory utilization for routing protocol tasks on the Routing Engine.	<code>show task memory</code>
Display whether or not graceful Routing Engine switchover (GRES) and nonstop active routing (NSR) are configured on the router.	<code>show task replication</code>
Display the hostname and version information about the software running on the router.	<code>show version</code>
Display the hostname and version information about the software running on the master and backup Routing Engines.	<code>show version invoke-on</code>
Create a UNIX-level shell.	<code>start shell</code>
Verify authd-lite subscriber AAA configuration.	<code>test aaa authd-lite user</code>
Verify DHCP subscriber AAA configuration.	<code>test aaa dhcp user</code>
Verify PPP subscriber AAA configuration.	<code>test aaa ppp user</code>
Verify the syntax of a configuration file.	<code>test configuration</code>



NOTE: For information about the request system certificate add and show system certificate commands, see IP Security Operational Mode Commands.



NOTE: For information about how to configure system software parameters, see the *Junos OS System Basics Configuration Guide*.

For information about related tasks performed by network operations center (NOC) personnel, see the *Junos Baseline Network Operations Guide*.

clear arp

Syntax	clear arp <hostname <i>hostname</i> > <logical-system <i>logical-system-name</i> > <vpn <i>vpn</i> >
Release Information	Command introduced before Junos OS Release 7.4.
Description	Remove entries from the Address Resolution Protocol (ARP) table for the current CLI view. To clear entries for a specific logical system, you must first enter the set cli logical-system <i>logical-system-name</i> command, and then issue the clear arp command.
Options	<p>none—Clear all entries from the ARP table.</p> <p>hostname <i>hostname</i>—(Optional) Clear the specified host entry only.</p> <p>logical-system <i>logical-system-name</i>—(Optional) Clear entries for the specified logical system; only available in main router context.</p> <p>vpn <i>vpn</i>—(Optional) Clear entries from the ARP table for the specified virtual private network (VPN).</p>
Required Privilege Level	clear
Related Documentation	<ul style="list-style-type: none"> • set cli logical-system on page 665 • show arp on page 957
List of Sample Output	clear arp on page 821 clear arp logical-system ls1 on page 821
Output Fields	When you enter this command, you are provided feedback on the status of your request.

Sample Output

```
clear arp  user@host> clear arp
           192.168.71.254    deleted
           192.168.65.46     deleted
           192.168.64.10     deleted
           10.0.12.14        deleted
           10.0.17.14        deleted

clear arp  user@host> clear arp logical-system ls1
logical-system ls1 192.168.71.254    deleted
                   192.168.65.46     deleted
                   192.168.64.10     deleted
                   10.0.12.14        deleted
                   10.0.17.14        deleted
```

clear dhcp server binding

Syntax `clear dhcp server binding`
 `<address>`
 `<all>`
 `<interface interface-name>`
 `<interfaces-vlan>`
 `<interfaces-wildcard>`
 `<logical-system logical-system-name>`
 `<routing-instance routing-instance-name>`

Release Information Command introduced in Junos OS Release 9.0.
 Options *interfaces-vlan* and *interfaces-wildcard* added in Junos OS Release 12.1.

Description Clear the binding state of a Dynamic Host Configuration Protocol (DHCP) client from the client table on the extended DHCP local server.

Options *address*—(Optional) Clear the binding state for the DHCP client, using one of the following entries:

- *ip-address*—The specified IP address.
- *mac-address*—The specified MAC address.
- *session-id*—The specified session ID.

all—(Optional) Clear the binding state for all DHCP clients.

interface interface-name—(Optional) Clear the binding state for DHCP clients on the specified interface.



NOTE: This option clears all bindings whose initial login requests were received over the specified interface. Dynamic demux login requests are not received over the dynamic demux interface, but rather the underlying interface of the dynamic demux interface. To clear a specific dynamic demux interface, use the *ip-address* or *mac-address* options.

interfaces-vlan—(Optional) Clear the binding state on the interface VLAN ID and S-VLAN ID.

interfaces-wildcard—(Optional) Clear bindings on a set of interfaces. This option supports the use of the wildcard character (*).

logical-system logical-system-name—(Optional) Clear the binding state for DHCP clients on the specified logical system.

routing-instance routing-instance-name—(Optional) Clear the binding state for DHCP clients on the specified routing instance.

Required Privilege Level view

Related Documentation

- Clearing DHCP Bindings for Subscriber Access
- [show dhcp server binding on page 966](#)

List of Sample Output

[clear dhcp server binding <ip-address> on page 823](#)
[clear dhcp server binding all on page 823](#)
[clear dhcp server binding interface on page 823](#)
[clear dhcp server binding <interfaces-vlan> on page 823](#)
[clear dhcp server binding <interfaces-wildcard> on page 824](#)

Output Fields See [show dhcp server binding](#) for an explanation of output fields.

Sample Output

clear dhcp server binding <ip-address> The following sample output displays the address bindings in the DHCP client table on the extended DHCP local server before and after the **clear dhcp server binding** command is issued.

```
user@host> show dhcp server binding
```

```
2 clients, (0 bound, 0 selecting, 0 renewing, 0 rebinding)
```

IP address	Hardware address	Type	Lease expires at
100.20.32.1	90:00:00:01:00:01	active	2007-01-17 11:38:47 PST
100.20.32.3	90:00:00:02:00:01	active	2007-01-17 11:38:41 PST

```
user@host> clear dhcp server binding 10.20.32.1
```

```
user@host> show dhcp server binding
```

```
1 clients, (0 bound, 0 selecting, 0 renewing, 0 rebinding)
```

IP address	Hardware address	Type	Lease expires at
100.20.32.3	90:00:00:02:00:01	active	2007-01-17 11:38:41 PST

clear dhcp server binding all The following command clears all DHCP local server bindings:

```
user@host> clear dhcp server binding all
```

clear dhcp server binding interface The following command clears DHCP local server bindings on a specific interface:

```
user@host> clear dhcp server binding interface fe-0/0/2
```

clear dhcp server binding <interfaces-vlan> The following command uses the *interfaces-vlan* option to clear all DHCP local server bindings on top of the underlying interface **ae0**, which clears DHCP bindings on all demux VLANs on top of **ae0**:

```
user@host> clear dhcp server binding ae0
```

clear dhcp server binding The following command uses the *interfaces-wildcard* option to clear all DHCP local server bindings over a specific interface:
<interfaces-wildcard> user@host> **clear dhcp server binding ge-1/0/0.***

clear dhcp server statistics

Syntax	<code>clear dhcp server statistics</code> <code><interface <i>interface-name</i>></code> <code><logical-system <i>logical-system-name</i>></code> <code><routing-instance <i>routing-instance-name</i>></code>
Release Information	Command introduced in Junos OS Release 9.0.
Description	Clear all extended Dynamic Host Configuration Protocol (DHCP) local server statistics.
Options	<p>logical-system <i>logical-system-name</i>—(Optional) Clear the statistics for DHCP clients on the specified logical system. If you do not specify a logical system, statistics are cleared for the default logical system.</p> <p>routing-instance <i>routing-instance-name</i>—(Optional) Clear the statistics for DHCP clients on the specified routing instance. If you do not specify a routing instance, statistics are cleared for the default routing instance.</p>
Required Privilege Level	view
List of Sample Output	clear dhcp server statistics on page 825
Output Fields	See show dhcp server statistics for an explanation of output fields.

Sample Output

clear dhcp server statistics The following sample output displays the extended DHCP local server statistics before and after the **clear dhcp server statistics** command is issued.

```

user@host> show dhcp server statistics
Packets dropped:
  Total                  0

Messages received:
  BOOTREQUEST           89163
  DHCPDECLINE            0
  DHCPDISCOVER          8110
  DHCPINFORM             0
  DHCPRELEASE            0
  DHCPREQUEST           81053

Messages sent:
  BOOTREPLY              32420
  DHCPOFFER              8110
  DHCPACK                8110
  DHCPNAK                8100

user@host> clear dhcp server statistics

user@host> show dhcp server statistics
Packets dropped:
  Total                  0

```

```

Messages received:
  BOOTREQUEST      0
  DHCPDECLINE      0
  DHCPDISCOVER     0
  DHCPINFORM       0
  DHCPRELEASE      0
  DHCPREQUEST      0
  
```

```

Messages sent:
  BOOTREPLY        0
  DHCPOFFER        0
  DHCPACK          0
  DHCPNAK          0
  
```


clear dhcp statistics

Syntax	<code>clear dhcp statistics</code> <code><interface <i>interface-name</i>></code>
Release Information	Command introduced in Junos OS Release 11.3.
Description	Clear all extended Dynamic Host Configuration Protocol (DHCP) statistics.
Options	<code>interface <i>interface-name</i></code> —(Optional) Clear the statistics for DHCP clients on the specified interface. If you do not specify an interface, statistics are cleared for the default interface.
Required Privilege Level	view
List of Sample Output	clear dhcp statistics on page 827
Output Fields	See show dhcp statistics for an explanation of output fields.

Sample Output

`clear dhcp statistics` `user@host> clear dhcp statistics`

clear dhcpv6 server binding

Syntax	clear dhcpv6 server binding <address> <all> <interface <i>interface-name</i>> <interfaces-vlan> <interfaces-wildcard> <logical-system <i>logical-system-name</i>> <routing-instance <i>routing-instance-name</i>>
Release Information	Command introduced in Junos OS Release 9.6. Options <i>interfaces-vlan</i> and <i>interfaces-wildcard</i> added in Junos OS Release 12.1.
Description	Clear the binding state of a Dynamic Host Configuration Protocol for IPv6 (DHCPv6) client from the client table on the extended DHCPv6 local server.
Options	<p><i>address</i>—(Optional) Clear the binding state for the DHCPv6 client, using one of the following entries:</p> <ul style="list-style-type: none">• <i>CID</i>—The specified Client ID (CID).• <i>ipv6-prefix</i>—The specified IPv6 prefix.• <i>session-id</i>—The specified session ID. <p><i>all</i>—(Optional) Clear the binding state for all DHCPv6 clients.</p> <p><i>interface interface-name</i>—(Optional) Clear the binding state for DHCPv6 clients on the specified interface.</p> <p><i>interfaces-vlan</i>—(Optional) Clear the binding state on the interface VLAN ID and S-VLAN ID.</p> <p><i>interfaces-wildcard</i>—(Optional) Clear bindings on a set of interfaces. This option supports the use of the wildcard character (*).</p> <p><i>logical-system logical-system-name</i>—(Optional) Clear the binding state for DHCPv6 clients on the specified logical system.</p> <p><i>routing-instance routing-instance-name</i>—(Optional) Clear the binding state for DHCPv6 clients on the specified routing instance.</p>
Required Privilege Level	clear
Related Documentation	<ul style="list-style-type: none">• Clearing DHCP Bindings for Subscriber Access• show dhcpv6 server binding on page 975
List of Sample Output	clear dhcpv6 server binding all on page 829 clear dhcpv6 server binding <ipv6-prefix> on page 829

[clear dhcpv6 server binding interface on page 829](#)
[clear dhcpv6 server binding <interfaces-vlan> on page 829](#)
[clear dhcpv6 server binding <interfaces-wildcard> on page 829](#)

Output Fields When you enter this command, you are provided feedback on the status of your request.

Sample Output

clear dhcpv6 server binding all	<p>The following command clears all DHCPv6 local server bindings:</p> <pre>user@host> clear dhcpv6 server binding all</pre>
clear dhcpv6 server binding <ipv6-prefix>	<p>The following command clears DHCPv6 local server bindings for a specific IPv6 prefix:</p> <pre>user@host> clear dhcpv6 server binding 14/0x00010001/0x02b3be8f/0x00109400/0x0005</pre>
clear dhcpv6 server binding interface	<p>The following command clears DHCPv6 local server bindings on a specific interface:</p> <pre>user@host> clear dhcpv6 server binding interface fe-0/0/2</pre>
clear dhcpv6 server binding <interfaces-vlan>	<p>The following command uses the <i>interfaces-vlan</i> option to clear all DHCPv6 local server bindings on top of the underlying interface ae0, which clears DHCPv6 bindings on all demux VLANs on top of ae0:</p> <pre>user@host> clear dhcpv6 server binding interface ae0</pre>
clear dhcpv6 server binding <interfaces-wildcard>	<p>The following command uses the <i>interfaces-wildcard</i> option to clear all DHCPv6 local server bindings over a specific interface:</p> <pre>user@host> clear dhcpv6 server binding ge-1/0/0.*</pre>

clear dhcpv6 server statistics

Syntax	<code>clear dhcpv6 server statistics</code> <code><interface <i>interface-name</i>></code> <code><logical-system <i>logical-system-name</i>></code> <code><routing-instance <i>routing-instance-name</i>></code>
Release Information	Command introduced in Junos OS Release 9.6.
Description	Clear all extended Dynamic Host Configuration Protocol for IPv6 (DHCPv6) local server statistics.
Options	<p>logical-system <i>logical-system-name</i>—(Optional) Clear the statistics for DHCPv6 clients on the specified logical system. If you do not specify a logical system, statistics are cleared for the default logical system.</p> <p>routing-instance <i>routing-instance-name</i>—(Optional) Clear the statistics for DHCPv6 clients on the specified routing instance. If you do not specify a routing instance, statistics are cleared for the default routing instance.</p>
Required Privilege Level	clear
Related Documentation	<ul style="list-style-type: none">• show dhcpv6 server statistics on page 980
List of Sample Output	clear dhcpv6 server statistics on page 830
Output Fields	When you enter this command, you are provided feedback on the status of your request.

Sample Output

<code>clear dhcpv6 server statistics</code>	<code>user@host> clear dhcpv6 server statistics</code>
---	---

clear dhcpv6 statistics

Syntax	<code>clear dhcpv6 statistics</code> <code><interface <i>interface-name</i>></code>
Release Information	Command introduced in Junos OS Release 12.1.
Description	Clear all extended Dynamic Host Configuration Protocol (DHCPv6) statistics.
Options	<code>interface <i>interface-name</i></code> —(Optional) Clear the statistics for DHCPv6 clients on the specified interface. If you do not specify an interface, statistics are cleared for the default interface.
Required Privilege Level	view
List of Sample Output	clear dhcpv6 statistics on page 831
Output Fields	See show dhcpv6 statistics for an explanation of output fields.

Sample Output

`clear dhcpv6 statistics` `user@host> clear dhcpv6 statistics`

clear network-access aaa statistics

Syntax	<code>clear network-access aaa statistics</code> <code><accounting></code> <code><address-assignment (client pool <i>pool-name</i>)></code> <code><authentication></code> <code><dynamic-requests></code> <code><radius></code> <code><re-authentication></code> <code><terminate-code></code>
Release Information	Command introduced in Junos OS Release 10.0. Option radius introduced in Junos OS Release 11.4. Option terminate-code introduced in Junos OS Release 11.4.
Description	Clear AAA statistics.
Options	accounting —(Optional) Clear AAA accounting statistics. address-assignment client —(Optional) Clear AAA address-assignment statistics for the client. address-assignment pool <i>pool-name</i> —(Optional) Clear AAA address-assignment pool statistics. authentication —(Optional) Clear AAA authentication statistics. dynamic-requests —(Optional) Clear AAA dynamic-request statistics. radius —(Optional) Clears the values in the Peak and Exceeded columns only. re-authentication —(Optional) Clear AAA reauthentication statistics. terminate-code —(Optional) Clear AAA termination code statistics.
Required Privilege Level	maintenance
List of Sample Output	clear network-access aaa statistics accounting on page 832 clear network-access aaa statistics address-assignment pool on page 832 clear network-access aaa statistics radius on page 833
Output Fields	When you enter this command, you are provided feedback on the status of your request.

Sample Output

<code>clear network-access aaa statistics accounting</code>	<code>user@host> clear network-access aaa statistics accounting</code>
<code>clear network-access aaa statistics</code>	<code>user@host> clear network-access aaa statistics address-assignment pool isp_1</code>

address-assignment
pool

clear network-access user@host> **clear network-access aaa statistics radius**
aaa statistics radius

clear network-access aaa subscriber

Syntax	<code>clear network-access aaa subscriber</code> <code><statistics username <i>username</i>></code> <code><username <i>username</i>></code>
Release Information	Command introduced in Junos OS Release 9.1.
Description	Clear AAA subscriber statistics and log out subscribers.
Options	statistics username <i>username</i> —Clear AAA subscriber statistics and log out the subscriber. username <i>username</i> —Log out the AAA subscriber.
Required Privilege Level	maintenance
List of Sample Output	clear network-access aaa subscriber statistics username on page 834 clear network-access aaa subscriber username on page 834
Output Fields	When you enter this command, you are provided feedback on the status of your request.

Sample Output

```
clear network-access user@host> clear network-access aaa subscriber statistics username dsmith@isp5555.com
aaa subscriber
statistics username

clear network-access user@host> clear network-access aaa subscriber username dsmith@isp5555.com
aaa subscriber
username
```


clear system commit

Syntax	clear system commit
Release Information	Command introduced before Junos OS Release 7.4. Command introduced in Junos OS Release 9.0 for EX Series switches. Command introduced in Junos OS Release 11.1 for the QFX Series.
Description	Clear any pending commit operation.
Options	This command has no options.
Required Privilege Level	maintenance (or the actual user who scheduled the commit)
Related Documentation	<ul style="list-style-type: none"> • show system commit on page 1044
List of Sample Output	clear system commit on page 835 clear system commit (None Pending) on page 835 clear system commit (User Does Not Have Required Privilege Level) on page 835
Output Fields	When you enter this command, you are provided feedback on the status of your request.

Sample Output

clear system commit	user@host> clear system commit Pending commit cleared.
clear system commit (None Pending)	user@host> clear system commit No commit scheduled.
clear system commit (User Does Not Have Required Privilege Level)	user@host> clear system commit error: Permission denied

clear system reboot

Syntax	clear system reboot <both-routing-engines>
Syntax (EX Series Switches)	clear system reboot <all-members> <both-routing-engines> <local> <member <i>member-id</i> >
Syntax (TX Matrix Router)	clear system reboot <both-routing-engines> <all-chassis all-lcc lcc <i>number</i> scc>
Syntax (TX Matrix Plus Router)	clear system reboot <both-routing-engines> <all-chassis all-lcc lcc <i>number</i> sfc <i>number</i> >
Syntax (QFX Series)	clear system reboot <infrastructure <i>name</i> > <interconnect-device <i>name</i> > <node-group <i>name</i> >
Release Information	Command introduced before Junos OS Release 7.4. Command introduced in Junos OS Release 9.0 for EX Series switches. sfc option introduced for the TX Matrix Plus router in Junos OS Release 9.6. Command introduced in Junos OS Release 11.1 for the QFX Series.
Description	Clear any pending system software reboots or halts. When issued on a TX Matrix router without any options, the default behavior clears all pending system software reboots or halts on all T640 routers connected to the TX Matrix router. When issued on a TX Matrix Plus router without any options, the default behavior clears all pending system software reboots or halts on all T1600 routers connected to the TX Matrix Plus router.
Options	<p>none—Clear all pending system software reboots or halts.</p> <p>all-chassis—(TX Matrix and TX Matrix Plus routers only) (Optional) Clear all halt or reboot requests for all the Routing Engines in the chassis.</p> <p>all-lcc—(TX Matrix and TX Matrix Plus routers only) (Optional) On a TX Matrix router, clear all halt or reboot requests for all T640 routers (or line-card chassis) connected to the TX Matrix router. On a TX Matrix Plus router, clear all halt or reboot requests for all T1600 routers (or line-card chassis) connected to the TX Matrix Plus router.</p> <p>all-members—(EX4200 switches only) (Optional) Clear all halt or reboot requests on all members of the Virtual Chassis configuration.</p> <p>both-routing-engines—(Systems with multiple Routing Engines) (Optional) Clear all halt or reboot requests on both Routing Engines. On a TX Matrix router, clear both Routing Engines on all chassis connected to the TX Matrix router. Likewise, on a TX Matrix</p>

Plus router, clear both Routing Engines on all chassis connected to the TX Matrix Plus router.

infrastructure *name*—(QFabric switches) (Optional) Clear all halt or reboot requests on the fabric control Routing Engines or fabric manager Routing Engines.

interconnect-device *name*—(QFabric switches) (Optional) Clear all halt or reboot requests on the Interconnect device.

lcc *number*—(TX Matrix and TX Matrix Plus routers only) (Optional) On a TX Matrix router, clear all halt or reboot requests for a specific T640 router that is connected to the TX Matrix router. On a TX Matrix Plus router, clear all halt or reboot requests for a specific T1600 router that is connected to the TX Matrix Plus router. Replace ***number*** with a value from 0 through 3.

local—(EX4200 switches only) (Optional) Clear all halt or reboot requests on the local Virtual Chassis member.

member *member-id*—(EX4200 switches only) (Optional) Clear all halt or reboot requests on the specified member of the Virtual Chassis configuration. Replace ***member-id*** with a value from 0 through 9.

node-group *name*—(QFabric switches) (Optional) Clear all halt or reboot requests on the Node group.

scc—(TX Matrix routers only) (Optional) Clear all halt or reboot requests for the TX Matrix router (or switch-card chassis).

sfc *number*—(TX Matrix Plus routers only) (Optional) Clear all halt or reboot requests for the TX Matrix Plus router (or switch-fabric chassis). Replace ***number*** with 0.

Required Privilege Level maintenance

Related Documentation

- [request system reboot on page 888](#)
- request system reboot
- Rebooting and Halting a QFX Series Product

List of Sample Output

[clear system reboot on page 838](#)
[clear system reboot \(TX Matrix Router\) on page 838](#)
[clear system reboot \(QFX Series\) on page 838](#)

Output Fields When you enter this command, you are provided feedback on the status of your request.

Sample Output

clear system reboot user@host> clear system reboot
 reboot requested by root at Sat Dec 12 19:37:34 1998
 [process id 17855]
 Terminating...

clear system reboot user@host> clear system reboot
(TX Matrix Router) scc-re0:

 No shutdown/reboot scheduled.
 lcc0-re0:

 No shutdown/reboot scheduled.
 lcc2-re0:

 No shutdown/reboot scheduled.

clear system reboot user@switch> clear system reboot node-group node1
(QFX Series) No shutdown/reboot scheduled.

clear system services dhcp binding

Syntax	clear system services dhcp binding <address>
Release Information	Command introduced before Junos OS Release 7.4. Command introduced in Junos OS Release 9.0 for EX Series switches.
Description	(J Series routers and EX Series switches only) Remove obsolete IP address bindings on a Dynamic Host Configuration Protocol (DHCP) server and return them to the IP address pool.
Options	address —(Optional) Remove a specific IP address binding and return it to the address pool.
Required Privilege Level	view and system
Related Documentation	<ul style="list-style-type: none">• show system services dhcp binding on page 1152
List of Sample Output	clear system services dhcp binding on page 839
Output Fields	When you enter this command, you are provided feedback on the status of your request.

Sample Output

clear system services dhcp binding	user@host> clear system services dhcp binding
---------------------------------------	---

clear system services dhcp conflict

Syntax	clear system services dhcp conflict <address>
Release Information	Command introduced before Junos OS Release 7.4. Command introduced in Junos OS Release 9.0 for EX Series switches.
Description	(J Series routers and EX Series switches only) Remove IP addresses from the Dynamic Host Configuration Protocol (DHCP) server conflict list and return them to the IP address pool.
Options	address —(Optional) Remove a specific IP address from the conflict list and return it to the address pool.
Required Privilege Level	view and system
Related Documentation	<ul style="list-style-type: none">• show system services dhcp conflict on page 1155
List of Sample Output	clear system services dhcp conflict on page 840
Output Fields	When you enter this command, you are provided feedback on the status of your request.

Sample Output

clear system services dhcp conflict	user@host> clear system services dhcp conflict
--	--

clear system services dhcp statistics

Syntax	clear system services dhcp statistics
Release Information	Command introduced before Junos OS Release 7.4. Command introduced in Junos OS Release 9.0 for EX Series switches.
Description	(J Series routers and EX Series switches only) Clear Dynamic Host Configuration Protocol (DHCP) server statistics.
Options	This command has no options.
Required Privilege Level	view and system
Related Documentation	<ul style="list-style-type: none">• show system services dhcp statistics on page 1160
List of Sample Output	clear system services dhcp statistics on page 841
Output Fields	When you enter this command, you are provided feedback on the status of your request.

Sample Output

clear system services dhcp statistics	user@host> clear system services dhcp statistics
--	--

configure

Syntax	<code>configure</code> <code><dynamic></code> <code><exclusive></code> <code><private></code>
Release Information	Command introduced before Junos OS Release 7.4. Command introduced in Junos OS Release 9.0 for EX Series switches.
Description	Enter configuration mode. When this command is entered without any optional keywords, everyone can make configuration changes and commit all changes made to the configuration.
Options	<p>none—Enter configuration mode.</p> <p>dynamic—(Optional) Configure routing policies and certain routing policy objects in a dynamic database that is not subject to the same verification required in the standard configuration database. As a result, the time it takes to commit changes to the dynamic database is much shorter than for the standard configuration database. You can then reference these policies and policy objects in routing policies you configure in the standard database.</p> <p>exclusive—(Optional) Lock the candidate configuration for as long as you remain in configuration mode, allowing you to make changes without interference from other users. Other users can enter and exit configuration mode, but they cannot change the configuration.</p> <p>private—(Optional) Allow multiple users to edit different parts of the configuration at the same time and to commit only their own changes, or to roll back without interfering with one another's changes. You cannot commit changes in configure private mode when another user is in configure exclusive mode.</p>
Additional Information	For more information about the different methods of entering configuration mode and the restrictions that apply, see the Junos OS System Basics Configuration Guide .
Required Privilege Level	configure
Related Documentation	<ul style="list-style-type: none">• show configuration on page 959
List of Sample Output	configure on page 842
Output Fields	When you enter this command, you are placed in configuration mode and the system prompt changes from <i>hostname></i> to <i>hostname#</i> .

Sample Output

```
configure  user@host> configure
```



```
Entering configuration mode  
[edit]  
user@host#
```

op

Syntax	<code>op filename</code> <code><detail></code> <code><argument-name argument-value></code> <code><key (md5 sha-256 sha1) key-value</code> <code><url url></code>
Release Information	Command introduced in Junos OS Release 7.6. Command introduced in Junos OS Release 9.0 for EX Series switches. key option introduced in Junos OS Release 10.0. url option introduced in Junos OS Release 10.0.
Description	Execute an op script stored in one of the following locations: <ul style="list-style-type: none">• On the router or switch in the <code>/var/db/scripts/op</code> directory• At a remote URL
Options	detail —(Optional) Display detailed output. argument-name argument-value —(Optional) Specify one or more arguments to the script. For each argument you include on the command line, you must specify a corresponding value for the argument. key (md5 sha-256 sha1) key-value —(Optional) With the <code><url></code> option, specify a checksum hash to verify the integrity of the script. You can include the <code><key></code> option if the checksum statement is included at the <code>[edit system scripts op file filename]</code> hierarchy level. url url —(Optional) Specify a URL where the script is located.
Additional Information	For more information about Junos op scripts, see the Junos OS Configuration and Operations Automation Guide .
Required Privilege Level	maintenance
Related Documentation	<ul style="list-style-type: none">• Executing an Op Script in the Junos OS Configuration and Operations Automation Guide• Executing an Op Script from a Remote Site in the Junos OS Configuration and Operations Automation Guide• checksum• file checksum md5 on page 686• file checksum sha-256 on page 688• file checksum sha1 on page 687
List of Sample Output	op on page 845

[op url on page 845](#)

Output Fields When you enter this command, you are provided feedback on the status of your request.

Sample Output

```
op user@host> op script1 interface ge-0/2/0.0 protocol inet
op url user@host> op url https://www.juniper.net/fa/2009-04-01.01.slax key md5
8de24d09e1d90b2581bb937d2a5ad590 interface ge-0/2/0.0 protocol inet
```

request dhcp server reconfigure

Syntax `request dhcp server reconfigure (all | address | interface interface-name | logical-system logical-system-name | routing-instance routing-instance-name)`

Release Information Command introduced in Junos OS Release 10.0.

Description Initiate reconfiguration processing for the specified DHCP clients if they are in the bound state. If the clients are in the reconfiguring state, this command has no effect. If the clients are in any state other than bound or reconfiguring, this command has the same effect as the **clear dhcp server binding** command.

When the local server state machine starts the reconfiguration process on a bound client, the client transitions to the reconfiguring state and the local server sends a **forcerenew** message to the client. Because the client was in the bound state before entering the reconfiguring state, all subscriber services, such as forwarding and statistics, continue to work. An exponential back-off timer determines the interval at which the **forcerenew** message is sent. If the final attempt is unsuccessful, the client is returned to its original state by default. You can optionally include the **clear-on-abort** statement to configure the client to be cleared when reconfiguration fails.

Options **all**—Initiate reconfiguration for all DHCP clients.

address—Initiate reconfiguration for DHCP client with the specified IP address or MAC address.

interface *interface-name*—Initiate reconfiguration for all DHCP clients on this logical interface (clients whose initial login requests were received over the specified interface).



NOTE: You cannot use the **interface *interface-name*** option with the **request dhcp server reconfigure** command for DHCP passive clients (clients that are added as a result of DHCP snooped packets). For passive clients, the interface is not guaranteed to be the next-hop interface to the client, as is the case for active clients.

logical-system *logical-system-name*—Initiate reconfiguration for all DHCP clients on the specified logical system.

routing-instance *routing-instance-name*—Initiate reconfiguration reconfigured for all DHCP clients in the specified routing instance.

Required Privilege Level view

Related Documentation

- Configuring Extended DHCP Local Server Dynamic Client Reconfiguration

List of Sample Output [request dhcp server reconfigure on page 847](#)

Output Fields When you enter this command, you are provided feedback on the status of your request.

Sample Output

```
request dhcp server user@host> request dhcp server reconfigure interface fe-0/0/0.100
reconfigure
```

request dhcpv6 server reconfigure

Syntax	request dhcpv6 server reconfigure (all address client-id interface <i>interface-name</i> logical-system <i>logical-system-name</i> routing-instance <i>routing-instance-name</i> session-id)
Release Information	Command introduced in Junos OS Release 10.4.
Description	<p>Initiate reconfiguration processing for the specified DHCPv6 clients if they are in the bound state. If the clients are in the reconfiguring state, this command has no effect. If the clients are in any state other than bound or reconfiguring, this command has the same effect as the clear dhcpv6 server binding command.</p> <p>When the local server state machine starts the reconfiguration process on a bound client, the client transitions to the reconfigure state and the local server sends a reconfigure message to the client. Because the client was in the bound state before entering the reconfiguring state, all subscriber services, such as forwarding and statistics, continue to work. An exponential back-off timer determines the interval at which the reconfigure message is sent. If the final attempt is unsuccessful, the client is returned to its original state by default. You can optionally include the clear-on-abort statement to configure the client to be cleared when reconfiguration fails.</p>
Options	<p>all—Initiate reconfiguration for all DHCPv6 clients.</p> <p>address—Initiate reconfiguration for DHCPv6 client with the specified IPv6 address.</p> <p>client-id—Initiate reconfiguration for DHCPv6 client with the specified client ID.</p> <p>interface <i>interface-name</i>—Initiate reconfiguration for all DHCPv6 clients on this logical interface (clients whose initial login requests were received over the specified interface).</p> <p>logical-system <i>logical-system-name</i>—Initiate reconfiguration for all DHCPv6 clients on the specified logical system.</p> <p>routing-instance <i>routing-instance-name</i>—Initiate reconfiguration reconfigured for all DHCPv6 clients in the specified routing instance.</p> <p>session-id—Initiate reconfiguration for DHCPv6 client with the specified session ID.</p>
Required Privilege Level	view
Related Documentation	<ul style="list-style-type: none">Configuring Extended DHCP Local Server Dynamic Client Reconfiguration
List of Sample Output	request dhcpv6 server reconfigure on page 849
Output Fields	When you enter this command, you are provided feedback on the status of your request.

Sample Output

```
request dhcpv6 server user@host> request dhcpv6 server reconfigure 2001::2/16
reconfigure
```

request message

Syntax	<code>request message all message "text"</code> <code>request message message "text" (terminal <i>terminal-name</i> user <i>user-name</i>)</code>
Release Information	Command introduced before Junos OS Release 7.4. Command introduced in Junos OS Release 9.0 for EX Series switches. Command introduced in Junos OS Release 11.1 for the QFX Series.
Description	Display a message on the screens of all users who are logged in to the router or switch or on specific screens.
Options	all —Display a message on the terminal of all users who are currently logged in. message "text" —Message to display. terminal <i>terminal-name</i> —Name of the terminal on which to display the message. user <i>user-name</i> —Name of the user to whom to direct the message.
Required Privilege Level	maintenance
List of Sample Output	request message message on page 850
Output Fields	When you enter this command, you are provided feedback on the status of your request.

Sample Output

request message	user@host> request message message "Maintenance window in 10 minutes" user maria
message	Message from user@host on tty0 at 20:27 ... Maintenance window in 10 minutes EOF

request network-access aaa subscriber add session-id

Syntax	<code>request network-access aaa subscriber add session-id <i>subscriber-session-id</i> service-profile <i>profile-name</i></code>
Release Information	Command introduced in Junos OS Release 11.2.
Description	Locally activate a dynamic subscriber service for a subscriber who is currently logged in to the network.
Options	<p><i>profile-name</i>—Name of service-profile to activate.</p> <p><i>subscriber-session-id</i>—ID of the subscriber session for which the service will be added.</p>
Required Privilege Level	view
Related Documentation	<ul style="list-style-type: none"> CLI-Activated Subscriber Services Activating and Deactivating Subscriber Services Locally with the CLI request network-access aaa subscriber delete session-id on page 853
List of Sample Output	request network-access aaa subscriber add session-id service-profile on page 852
Output Fields	When you enter this command, you are provided feedback on the status of your request. Table 127 on page 851 lists possible error messages that might be returned if the service activation fails.

Table 127: Service Activation/Deactivation Error Messages

Message	Description	Corrective Action
Command failed: <i>reason</i>	—	—
Error: AUTHD ISSU in progress	A unified ISSU operation is active.	Wait until the unified ISSU operation completes and then retry the service activation/deactivation.
Provisioning is already active	Remote provisioning by a JSRC server or Gx-plus server is active.	—
Service activation/deactivation already in progress	Another service activation/deactivation operation is currently in progress.	Wait until the active operation completes and then retry the activation/deactivation operation.
Session identifier is not for a subscriber session	The session ID is incorrect.	Verify the correct session ID for the subscriber and then retry the activation/deactivation operation.

Sample Output

request	user@host> request network-access aaa subscriber add session-id 49 service-profile
network-access aaa	service-bronze
subscriber add	Successful completion
session-id	
service-profile	

request network-access aaa subscriber delete session-id

Syntax	<code>request network-access aaa subscriber delete session-id <i>subscriber-session-id</i> service-profile <i>profile-name</i></code>
Release Information	Command introduced in Junos OS Release 11.2.
Description	Deactivate a dynamic subscriber service for a subscriber who is currently logged in to the network.
Options	<p><i>profile-name</i>—Name of the service-profile to deactivate.</p> <p><i>subscriber-session-id</i>—ID of the subscriber session for which the service will be deleted.</p>
Required Privilege Level	view
Related Documentation	<ul style="list-style-type: none"> CLI-Activated Subscriber Services Activating and Deactivating Subscriber Services Locally with the CLI request network-access aaa subscriber add session-id on page 851
List of Sample Output	request network-access aaa subscriber delete session-id service-profile on page 854
Output Fields	When you enter this command, you are provided feedback on the status of your request. Table 128 on page 853 lists possible error messages that might be returned if the service deactivation fails.

Table 128: Service Activation/Deactivation Error Messages

Message	Description	Corrective Action
Command failed: <i>reason</i>	Error condition that caused the command to fail.	Correct the error condition.
Error: AUTHD ISSU in progress	A unified ISSU operation is active.	Wait until the unified ISSU operation completes and then retry the service activation/deactivation.
Provisioning is already active	Remote provisioning by a JSRC server or Gx-plus server is active.	Disable provisioning.
Service activation/deactivation already in progress	Another service activation/deactivation operation is currently in progress.	Wait until the active operation completes and then retry the activation/deactivation operation.
Session identifier is not for a subscriber session	The session ID is incorrect.	Verify the correct session ID for the subscriber and then retry the activation/deactivation operation.

Sample Output

request	user@host> request network-access aaa subscriber delete session-id 49 service-profile
network-access aaa	service-silver
subscriber delete	Successful completion
session-id	
service-profile	

request network-access aaa subscriber modify session-id

Syntax	<code>request network-access aaa subscriber modify session-id <i>subscriber-session-id</i> <i>predefined-variable</i> <i>variable-option</i></code>
Release Information	Command introduced in Junos OS Release 11.2.
Description	Modify a predefined variable that is applied to a subscriber who is currently logged in to the network.
Options	<p><i>predefined-variable</i>—Name of the predefined variable that you want to modify.</p> <p><i>subscriber-session-id</i>—ID of the subscriber session.</p> <p><i>variable-option</i>—Name of the variable option that you want to apply to the predefined variable.</p>
Required Privilege Level	view
Related Documentation	<ul style="list-style-type: none"> Using the CLI to Modify Traffic-Control Profiles That Are Currently Applied to Subscribers CLI-Activated Subscriber Services
List of Sample Output	request network-access aaa subscriber modify session-id on page 855
Output Fields	When you enter this command, you are provided feedback on the status of your request. Table 129 on page 855 lists possible messages that might be returned.

Table 129: Service Activation/Deactivation Error Messages

Message	Description	Corrective Action
Successful completion	Variable was successfully modified	—
Error: AUTHD ISSU in progress	A unified ISSU operation is active.	Wait until the unified ISSU operation completes and then retry the service activation/deactivation.

Sample Output

```

request user@host> request network-access aaa subscriber modify session-id 49
network-access aaa junos-cos-traffic-control-profile TCP-gold
subscriber modify Successful completion
session-id
```

request routing-engine login

Syntax	request routing-engine login (backup master other-routing-engine re0 re1)
Syntax (Root System Domain)	request routing-engine login (backup (psd <i>n</i> rsd) master (psd <i>n</i> rsd) other-routing-engine re0 (psd <i>n</i> rsd) re1 (psd <i>n</i> rsd))
Syntax (TX Matrix Router)	request routing-engine login (backup master other-routing-engine re0 re1) <lcc <i>number</i> > <scc <i>number</i> >
Syntax (TX Matrix Plus Router)	request routing-engine login (backup master other-routing-engine re0 re1) <lcc <i>number</i> > <sfc <i>number</i> >
Syntax (MX Series Router)	request routing-engine login (backup master other-routing-engine re0 re1) <all-members> <local> <member <i>member-id</i> >
Release Information	<p>Command introduced before Junos OS Release 7.4.</p> <p>psd and rsd options added in Junos OS Release 9.1. These options are available from the Root System Domain (RSD). An RSD is supported on a T320 router or T640 or T1600 router that is interconnected with the JCS1200 platform.</p> <p>sfc option introduced for the TX Matrix Plus router in Junos OS Release 9.6.</p>
Description	On a router with two Routing Engines, specify a tty connection for login.
Options	<p>backup—Log in to the backup Routing Engine.</p> <p>lcc <i>number</i>—(TX Matrix and TX Matrix Plus routers only) (Optional) On a TX Matrix router, log in to a specific T640 router (or line-card chassis) that is connected to the TX Matrix router. On a TX Matrix Plus router, log in to a specific T1600 router (or line-card chassis) that is connected to the TX Matrix router. Replace <i>number</i> with a value from 0 through 3.</p> <p>master—Log in to the master Routing Engine.</p> <p>other-routing-engine—Log in to the other Routing Engine.</p> <p>psd <i>n</i>—(RSD only) Log in to the specified Protected System Domain (PSD). Replace <i>n</i> with a value from 1 to 31. A PSD is accessible from a T320 router or a T640 or T1600 router that is interconnected with the JCS1200 platform. When you log in to a PSD, you are required to provide user authentication.</p> <p>re0—Log in to the Routing Engine in slot 0.</p> <p>re1—Log in to the Routing Engine in slot 1.</p> <p>all-members—(MX Series routers only) (Optional) Log in to all members of the Virtual Chassis configuration.</p>

local—(MX Series routers only) (Optional) Log in to the local Virtual Chassis member.

member *member-id*—(MX Series routers only) (Optional) Log in to the specified member of the Virtual Chassis configuration. Replace *member-id* with a value of 0 or 1.

rsd—(RSD only) Log in to the RSD (as opposed to a PSD). A T320 router or a T640 or T1600 router that is interconnected with the JCS1200 platform can be configured as an RSD.

sfc *number*—(TX Matrix Plus routers only) Log in to the specified Routing Engine on the TX Matrix Plus router (or switch-fabric chassis):

- **backup**—Log in to the backup Routing Engine.
- **master**—Log in to the master Routing Engine.
- **re0**—Log in to the Routing Engine in slot 0.
- **re1**—Log in to the Routing Engine in slot 1.

Additional Information For more information about PSDs, RSDs, and the JCS1200 platform, see the *Junos OS Protected System Domain Configuration Guide*.

Required Privilege Level maintenance

List of Sample Output [request routing-engine login other-routing-engine on page 857](#)
[request routing-engine login psd on page 857](#)

Output Fields When you enter this command, you are provided feedback on the status of your request.

Sample Output

```

request routing-engine login other-routing-engine
user@host> request routing-engine login other-routing-engine
--- JUNOS 7.2-20050217.0 built 2005-02-17 08:12:50 UTC

request routing-engine login psd
{master}
user@host> request routing-engine login psd 1 re0
€login: regress
Password:

--- JUNOS 9.1-20080321.0 built 2008-03-21 05:43:06 UTC
% cli
user@psd1>

```

request services static-subscribers login group

Syntax	request services static-subscribers login group <i>group-name</i>
Release Information	Command introduced in Junos OS Release 9.6.
Description	Resets the state of an interface group on which static subscribers were forcibly logged out by the request services static-subscribers logout group command. This action enables static subscriber to login on the interfaces in the group.
Options	group <i>group-name</i> —Group of static subscriber interfaces on which static subscribers have been created.
Required Privilege Level	view
Related Documentation	<ul style="list-style-type: none">Resetting the State of an Interface Group for Static Subscriber Loginrequest services static-subscribers logout group on page 860
List of Sample Output	request services static-subscribers login group on page 858
Output Fields	When you enter this command, you are provided feedback on the status of your request.

Sample Output

<pre>request services static-subscribers login group</pre>	<pre>user@host> request services static-subscribers login group boston</pre>
--	---

request services static-subscribers login interface

Syntax	<code>request services static-subscribers login interface <i>interface-name</i></code>
Release Information	Command introduced in Junos OS Release 9.6.
Description	Resets the state of an interface on which a static subscriber was forcibly logged out by the <code>request services static-subscribers logout interface</code> command. This action enables a static subscriber to login on the interface.
Options	<code>interface <i>interface-name</i></code> —Static interface on which a static subscriber has been created.
Required Privilege Level	view
Related Documentation	<ul style="list-style-type: none"> Resetting the State of an Interface for Static Subscriber Login request services static-subscribers logout interface on page 861
List of Sample Output	request services static-subscribers login interface on page 859
Output Fields	When you enter this command, you are provided feedback on the status of your request.

Sample Output

```

request services static-subscribers login interface
user@host> request services static-subscribers login interface ge-2/0/1.5
interface

```

request services static-subscribers logout group

Syntax	request services static-subscribers logout group <i>igroup-name</i>
Release Information	Command introduced in Junos OS Release 9.6.
Description	Force static subscribers on the interfaces in the group to be logged out. No subscriber can subsequently log in on the interface group until the interface state is reset by a router reset or the request services static-subscribers login group command.
Options	group <i>group-name</i> —Group of static subscriber interfaces on which static subscribers have been created.
Required Privilege Level	view
Related Documentation	<ul style="list-style-type: none">Forcing a Group of Static Subscribers to Be Logged Outrequest services static-subscribers login group on page 858
List of Sample Output	request services static-subscribers logout group on page 860
Output Fields	When you enter this command, you are provided feedback on the status of your request.

Sample Output

request services static-subscribers logout group	user@host> request services static-subscribers logout group boston
--	--

request services static-subscribers logout interface

Syntax	<code>request services static-subscribers logout interface <i>interface-name</i></code>
Release Information	Command introduced in Junos OS Release 9.6.
Description	Force static subscriber on the interface to be logged out. No subscriber can subsequently log in on the interface until the interface state is reset by a router reset or the request services static-subscribers login interface command.
Options	<code>interface <i>interface-name</i></code> —Static interface on which a static subscriber has been created.
Required Privilege Level	view
Related Documentation	<ul style="list-style-type: none"> Forcing a Static Subscriber to Be Logged Out request services static-subscribers login interface on page 859
List of Sample Output	request services static-subscribers logout interface on page 861
Output Fields	When you enter this command, you are provided feedback on the status of your request.

Sample Output

```

request services static-subscribers
logout interface
user@host> request services static-subscribers logout interface ge-2/0/1.5

```

request support information

Syntax	request support information
Syntax (EX Series Switch and MX Series Router)	request support information <all-members> <local> <member <i>member-id</i> >
Syntax (TX Matrix Router)	request support information <all-lcc lcc <i>number</i> scc>
Syntax (TX Matrix Plus Router)	request support information <all-chassis all-lcc lcc <i>number</i> sfc <i>number</i> >
Release Information	Command introduced before Junos OS Release 7.4. Command introduced in Junos OS Release 9.0 for EX Series switches.
Description	Display information about the system. Issue this command before contacting customer support, and then include the command output in your support request. Output from this command varies somewhat, depending on which platform you issue the command from. However, the command always executes a series of show commands, with the appropriate information for your device automatically included.
Options	<p>all-chassis—(TX Matrix and TX Matrix Plus routers) (Optional) Display system information for all chassis.</p> <p>all-lcc—(TX Matrix and TX Matrix Plus routers) (Optional) On a TX Matrix router, display system information for all T640 routers (or line-card chassis) connected to the TX Matrix router. On a TX Matrix Plus router, display system information for all chassis for all T1600 routers (or line-card chassis) connected to the TX Matrix Plus router.</p> <p>all-members—(EX Series switches and MX Series routers) (Optional) Display system information for all members of the Virtual Chassis configuration.</p> <p>lcc <i>number</i>—(TX Matrix and TX Matrix Plus routers) (Optional) On a TX Matrix router, display system information for a specific T640 router that is connected to the TX Matrix router. On a TX Matrix Plus router, display system storage information for a specific T1600 router that is connected to the TX Matrix Plus router. Replace <i>number</i> with a value from 0 through 3.</p> <p>local—(EX Series switches and MX Series routers) (Optional) Display system information for the local Virtual Chassis member.</p> <p>member <i>member-id</i>—(EX Series switches and MX Series routers) (Optional) Display system information for the specified member of the Virtual Chassis configuration. On EX Series switches, replace <i>member-id</i> with a value appropriate for that Virtual Chassis configuration. On MX Series routers, replace <i>member-id</i> with a value of 0 or 1.</p>

scc—(TX Matrix routers) (Optional) Display system information for the TX Matrix router (or switch-card chassis).

sfc *number*—(TX Matrix Plus routers) (Optional) Display system information for the TX Matrix Plus router (or switch-fabric chassis). Replace *number* with 0.

Additional Information The **show** commands issued as a result of this command vary depending on which platform you issue the command from. Output is always appropriate for the device. For example, [Table 130 on page 863](#) lists the **show** commands that are called when you issue **request support information** on an MX Series router.

Table 130: Sample show Commands Called by the request information support command on an MX Series Router

show chassis alarms no-forwarding	show pfe statistics traffic
show chassis environment no-forwarding	show route summary
show chassis firmware no-forwarding	show system boot-messages no-forwarding
show chassis fpc detail	show system buffer no-forwarding
show chassis hardware detail no-forwarding	show system core-dumps no-forwarding
show chassis hardware extensive no-forwarding	show system processes extensive no-forwarding
show chassis routing-engine no-forwarding	show system queues no-forwarding
show configuration except SECRET-DATA	show system statistics no-forwarding
show interfaces extensive no-forwarding	show system storage no-forwarding
show krt queue	show system uptime no-forwarding
show krt state	show system virtual-memory no-forwarding
show pfe statistics error	show version detail no-forwarding

The **no-forwarding** option ensures that all mgd processes associated with the **show** command are properly halted if you break into the output (Ctrl+C) while the command is still running.

Required Privilege Level maintenance

List of Sample Output [request support information | save on page 864](#)
[request support information scc \(TX Matrix Router\) on page 864](#)
[request support information sfc \(TX Matrix Plus Router\) on page 865](#)

Output Fields For information about output fields, see the description for the specific command—listed in the output— in which you are interested.

Sample Output

```

request support user@host> request support information | save goose
information | save Wrote 1143 lines of output to 'goose'

user@host>

request support user@host> request support information scc
information scc (TX
Matrix Router)

user@host> show system uptime

scc-re0:
-----
Current time: 2004-09-15 00:49:06 PDT
System booted: 2004-09-14 12:53:26 PDT (11:55:40 ago)
Protocols started: 2004-09-14 12:54:19 PDT (11:54:47 ago)
Last configured: 2004-09-14 13:07:47 PDT (11:41:19 ago) by regress
12:49AM PDT up 11:56, 3 users, load averages: 0.00, 0.02, 0.03

lcc0-re0:
-----
Current time: 2004-09-15 00:49:06 PDT
System booted: 2004-09-14 15:36:41 PDT (09:12:25 ago)
Last configured: 2004-09-14 15:38:06 PDT (09:11:00 ago) by root
12:49AM PDT up 9:12, 0 users, load averages: 0.13, 0.05, 0.02

lcc2-re0:
-----
Current time: 2004-09-15 00:49:06 PDT
System booted: 2004-09-14 15:36:47 PDT (09:12:19 ago)
Last configured: 2004-09-14 15:38:09 PDT (09:10:57 ago) by root
12:49AM PDT up 9:12, 0 users, load averages: 0.00, 0.00, 0.00

user@host> show version

scc-re0:
-----
Hostname: hostA
Model: TX Matrix
JUNOS Base OS boot [7.0I20040914_1707_mapte]
JUNOS Base OS Software Suite [7.0I20040907_1922_rtuplur]
JUNOS Kernel Software Suite [7.0I20040914_1707_mapte]
JUNOS Packet Forwarding Engine Support (T Series) [7.0I20040914_1707_mapte]
JUNOS Routing Software Suite [7.0I20040914_1707_mapte]
JUNOS Online Documentation [7.0I20040914_1707_mapte]
JUNOS Crypto Software Suite [7.0I20040914_1707_mapte]
JUNOS Support Tools Package [7.0-20040908.0]

lcc0-re0:
-----
Hostname: hostB
Model: t640
JUNOS Base OS boot [7.0I20040914_1707_mapte]
JUNOS Base OS Software Suite [7.0I20040907_1922_rtuplur]
JUNOS Kernel Software Suite [7.0I20040914_1707_mapte]
JUNOS Packet Forwarding Engine Support (T-Series) [7.0I20040914_1707_mapte]
JUNOS Routing Software Suite [7.0I20040914_1707_mapte]
JUNOS Online Documentation [7.0I20040914_1707_mapte]
JUNOS Crypto Software Suite [7.0I20040914_1707_mapte]

```

```

lcc2-re0:
-----
Hostname: dewey
Model: t640
JUNOS Base OS boot [7.0I20040914_1707_mapte]
JUNOS Base OS Software Suite [7.0I20040907_1922_rtuplur]
JUNOS Kernel Software Suite [7.0I20040914_1707_mapte]
JUNOS Packet Forwarding Engine Support (T-Series) [7.0I20040914_1707_mapte]
JUNOS Routing Software Suite [7.0I20040914_1707_mapte]
JUNOS Online Documentation [7.0I20040914_1707_mapte]
JUNOS Crypto Software Suite [7.0I20040914_1707_mapte]
...

request support information sfc (TX Matrix Plus Router) user@host> request support information sfc 0
sfc0-re0:
-----

root@host> show system uptime no-forwarding

Current time: 2009-05-25 03:43:28 PDT
System booted: 2009-05-25 01:15:04 PDT (02:28:24 ago)
Protocols started: 2009-05-25 01:16:01 PDT (02:27:27 ago)
Last configured: 2009-05-25 03:03:42 PDT (00:39:46 ago) by regress
3:43AM up 2:28, 7 users, load averages: 0.00, 0.00, 0.00

root@host> show version detail no-forwarding

Hostname: aj
Model: txp
JUNOS Base OS boot [9.6-20090519.0]
JUNOS Base OS Software Suite [9.6-20090519.0]
JUNOS Kernel Software Suite [9.6-20090519.0]
...
root@host> show system core-dumps no-forwarding

-rw----- 1 root wheel 152223744 May 25 03:10 /var/crash/vmcore.0
-rw-r--r-- 1 bdeleon field 139417 May 22 10:17
/var/tmp/aj-core-apps-config-n-gres.txt
...
root@host> show chassis alarms no-forwarding

9 alarms currently active
Alarm time          Class Description
2009-05-25 01:27:08 PDT Minor LCC 0 Minor Errors
2009-05-25 01:27:08 PDT Minor Spare SIB F13 6 Fault
...
root@host> show chassis hardware detail no-forwarding

Hardware inventory:
Item          Version Part number Serial number Description
Chassis              REV 05  710-022574 TS4027      SFC Midplane
FPM Display         REV 03  710-024027 DX0282      TXP FPM Display
...
root@host> show system processes extensive no-forwarding

last pid: 6639; load averages: 0.00, 0.00, 0.00 up 0+02:28:54 03:43:28
161 processes: 5 running, 138 sleeping, 18 waiting

```

Mem: 236M Active, 227M Inact, 104M Wired, 392M Cache, 69M Buf, 2296M Free
 Swap: 2048M Total, 2048M Free

PID	USERNAME	THR	PRI	NICE	SIZE	RES	STATE	TIME	WCPU	COMMAND
11	root	1	171	52	OK	12K	RUN	143:00	96.78%	idle
1530	root	1	96	0	38160K	24812K	select	2:54	1.12%	chassisd
1343	root	1	76	0	OK	12K		0:18	0.00%	bcmLINK.0
1345	root	1	76	0	OK	12K		0:15	0.00%	brq17: uhci1

uhci*
 ...
 root@host> show pfe statistics error

Slot 4

SLCHIP Error statistics:

SLCHIP	0	1
Lin XIF :	0	0
Lin SRCTL :	0	0

...
 root@host> show pfe statistics traffic

Packet Forwarding Engine traffic statistics:

Input packets:	2590754	0 pps
Output packets:	2640010	0 pps

Packet Forwarding Engine local traffic statistics:

Local packets input :	2064527
Local packets output :	2115925
Software input control plane drops :	0
Software input high drops :	0
Software input medium drops :	0
Software input low drops :	0
Software output drops :	0
Hardware input drops :	0

Packet Forwarding Engine local protocol statistics:

HDLC keepalives :	0
ATM OAM :	0
Frame Relay LMI :	0
PPP LCP/NCP :	0
OSPF hello :	20048
OSPF3 hello :	109
RSVP hello :	3485
LDP hello :	7191
BFD :	0
IS-IS IIH :	11318
LACP :	0
ARP :	629
ETHER OAM :	930
Unknown :	13212

Packet Forwarding Engine hardware discard statistics:

Timeout :	0
Truncated key :	0
Bits to test :	0
Data error :	0
Stack underflow :	0
Stack overflow :	0
Normal discard :	18060
Extended discard :	0


```

Invalid interface      :          0
Info cell drops       :          0
Fabric drops          :          0
Packet Forwarding Engine Input IPv4 Header Checksum Error and Output MTU Error
statistics:
Input Checksum         :          0
Output MTU             :          0

```

```
root@host> show chassis routing-engine no-forwarding
```

```
Routing Engine status:
```

```
Slot 0:
```

```

Current state          Master
Election priority      Master (default)
Temperature            32 degrees C / 89 degrees F
CPU temperature        46 degrees C / 114 degrees F
DRAM                  3327 MB

```

```
...
```

```
root@host> show chassis environment no-forwarding
```

```

Class Item              Status      Measurement
Temp PEM 0              OK          30 degrees C / 86 degrees F

```

```
...
```

```
root@host> show chassis firmware no-forwarding
```

```

Part                    Type        Version
Global FPC 4
Global FPC 6
Global FPC 7

```

```
...
```

```
root@host> show system boot-messages no-forwarding
```

```
...
```

request system configuration rescue delete

Syntax request system configuration rescue delete

Release Information Command introduced before Junos OS Release 7.4.
Command introduced in Junos OS Release 9.0 for EX Series switches.
Command introduced in Junos OS Release 11.1 for the QFX Series.

Description Delete an existing rescue configuration.



.....
NOTE: The [edit system configuration] hierarchy is not available on QFabric switches.
.....

Options This command has no options.

Required Privilege Level maintenance

Related Documentation

- [request system configuration rescue save on page 869](#)
- [request system software rollback on page 930](#)
- [show system commit on page 1044](#)


List of Sample Output [request system configuration rescue delete on page 868](#)

Output Fields This command produces no output.

Sample Output

```
request system user@host> request system configuration rescue delete
configuration rescue delete
```

request system configuration rescue save

Syntax	request system configuration rescue save
Release Information	Command introduced before Junos OS Release 7.4. Command introduced in Junos OS Release 9.0 for EX Series switches. Command introduced in Junos OS Release 11.1 for the QFX Series.
Description	Save the most recently committed configuration as the rescue configuration so that you can return to it at any time by using the rollback command.
	<div>  <p>NOTE: The [edit system configuration] hierarchy is not available on QFabric switches.</p> </div>
Options	This command has no options.
Required Privilege Level	maintenance
Related Documentation	<ul style="list-style-type: none"> • request system software delete on page 909 • request system software rollback on page 930 • show system commit on page 1044
List of Sample Output	request system configuration rescue save on page 869
Output Fields	This command produces no output.

Sample Output

```
request system user@host> request system configuration rescue save
configuration rescue
save
```

request system firmware

Syntax	<code>request system firmware (<i>upgrade</i> <i>downgrade</i>) (<i>fpc</i> <<i>slot slot-number</i>> <i>pic</i> <<i>assembly-id assembly-id</i>> <<i>fpc-slot fpc-slot-number</i>> <<i>partnumber partnumber</i>> <<i>pic-slot pic-slot-number</i>> <<i>tag tag</i>>)</code>
Release Information	Command introduced in Junos OS Release 7.4.
Description	(J Series routers only) Upgrade or downgrade firmware on a Physical Interface Modules (PIM).
Options	<p>fpc—Flexible PIM concentrator (FPC).</p> <p>slot <i>slot-number</i>—(Optional) Location of the FPC to upgrade or downgrade.</p> <p>pic—Physical interface card (PIC).</p> <p>assembly-id <i>assembly-id</i>—(Optional) Component assembly identifier.</p> <p>fpc-slot <i>fpc-slot-number</i>—(Optional) Physical location of the PIC to upgrade or downgrade.</p> <p>partnumber <i>partnumber</i>—(Optional) Part number of the component to upgrade or downgrade.</p> <p>pic-slot <i>pic-slot-number</i>—(Optional) Location of the PIC to upgrade or downgrade.</p> <p>tag <i>tag</i>—(Optional) Firmware release number.</p>
Required Privilege Level	maintenance
List of Sample Output	request system firmware upgrade on page 870
Output Fields	When you enter this command, you are provided feedback on the status of your request.

Sample Output

request system firmware upgrade	<code>user@host> request system configuration firmware upgrade fpc</code>
--	--

request system halt

Syntax	request system halt <at <i>time</i> > <both-routing-engines> <other-routing-engine> <in <i>minutes</i> > <media (compact-flash disk removable-compact-flash usb)> <message " <i>text</i> ">
Syntax (EX Series Switches)	request system halt <all-members> <at <i>time</i> > <both-routing-engines> <in <i>minutes</i> > <local> <media (external internal)> <member <i>member-id</i> > <message " <i>text</i> "> <other-routing-engine> <slice <i>slice</i> >
Syntax (TX Matrix Router)	request system halt <all-lcc lcc <i>number</i> scc> <at <i>time</i> > <both-routing-engines> <other-routing-engine> <in <i>minutes</i> > <media (compact-flash disk)> <message " <i>text</i> ">
Syntax (TX Matrix Plus Router)	request system halt <all-chassis all-lcc lcc <i>number</i> sfc <i>number</i> > <at <i>time</i> > <both-routing-engines> <other-routing-engine> <in <i>minutes</i> > <media (compact-flash disk)> <message " <i>text</i> ">
Syntax (MX Series Router)	request system halt <all-members> <at <i>time</i> > <both-routing-engines> <in <i>minutes</i> > <local> <media (external internal)> <member <i>member-id</i> > <message " <i>text</i> "> <other-routing-engine>
Syntax (QFX Series)	request system halt <at <i>time</i> >

<in *minutes*>
<media >
<message "*text*">
<slice *slice*>

Release Information Command introduced before Junos OS Release 7.4.
other-routing-engine option introduced in Junos OS Release 8.0.
Command introduced in Junos OS Release 9.0 for EX Series switches.
sfc option introduced for the TX Matrix Plus router in Junos OS Release 9.6.
Command introduced in Junos OS Release 11.1 for the QFX Series.

Description Stop the router or switch software.



NOTE: When you issue this command on an individual component in a QFabric system, you will receive a warning that says “Hardware-based members will halt, Virtual Junos Routing Engines will reboot.” If you want to halt only one member, use the **member** option. You cannot issue this command from the QFabric CLI.

Options **none**—Stop the router or switch software immediately.

all-chassis—(TX Matrix and TX Matrix Plus routers only) (Optional) Halt all chassis.

all-lcc—(TX Matrix and TX Matrix Plus routers only) (Optional) On a TX Matrix router, halt all T640 routers (or line-card chassis) connected to the TX Matrix router. On a TX Matrix Plus router, halt all T1600 routers (or line-card chassis) connected to the TX Matrix Plus router.

all-members—(EX4200 switches and MX Series routers only) (Optional) Halt all members of the Virtual Chassis configuration.

at time —(Optional) Time at which to stop the software, specified in one of the following ways:

- **now**—Stop the software immediately. This is the default.
- **+minutes**—Number of minutes from now to stop the software.
- **yymmddhhmm**—Absolute time at which to stop the software, specified as year, month, day, hour, and minute.
- **hh:mm**—Absolute time on the current day at which to stop the software.

both-routing-engines—(Optional) Halt both Routing Engines at the same time.

lcc number—(TX Matrix and TX Matrix Plus routers only) (Optional) On a TX Matrix router, halt a specific T640 router that is connected to the TX Matrix router. On a TX Matrix Plus router, halt a specific T1600 router that is connected to the TX Matrix Plus router. Replace **number** with a value from 0 through 3.

local—(EX4200 switches and MX Series routers only) (Optional) Halt the local Virtual Chassis member.

in *minutes*—(Optional) Number of minutes from now to stop the software. This option is an alias for the **at +*minutes*** option.

media (*compact-flash* | *disk* | *removable-compact-flash* | *usb*)—(Optional) Boot medium for the next boot. (The options **removable-compact-flash** and **usb** pertain to J Series routers only.)

media (*external* | *internal*)—(EX Series and QFX Series switches and MX Series routers only) (Optional) Halt the boot media:

- **external**—Halt the external mass storage device.
- **internal**—Halt the internal flash device.

member *member-id*—(EX4200 switches and MX Series routers only) (Optional) Halt the specified member of the Virtual Chassis configuration. For EX4200 switches, replace ***member-id*** with a value from 0 through 9. For an MX Series Virtual Chassis, replace ***member-id*** with a value of 0 or 1.

message "*text*"—(Optional) Message to display to all system users before stopping the software.

other-routing-engine—(Optional) Halt the other Routing Engine from which the command is issued. For example, if you issue the command from the master Routing Engine, the backup Routing Engine is halted. Similarly, if you issue the command from the backup Routing Engine, the master Routing Engine is halted.

scc—(TX Matrix routers only) (Optional) Halt the TX Matrix router (or switch-card chassis).

sfc *number*—(TX Matrix Plus routers only) (Optional) Halt the TX Matrix Plus router (or switch-fabric chassis). Replace ***number*** with 0.

slice *slice*—(EX Series and QFX Series switches only) (Optional) Halt a partition on the boot media. This option has the following suboptions:

- 1—Halt partition 1.
- 2—Halt partition 2.
- **alternate**—Reboot from the alternate partition.

Additional Information On the M7i router, the **request system halt** command does not immediately power down the Packet Forwarding Engine. The power-down process can take as long as 5 minutes.

On a TX Matrix or TX Matrix Plus router, if you issue the **request system halt** command on the master Routing Engine, all the master Routing Engines connected to the routing matrix are halted. If you issue this command on the backup Routing Engine, all the backup Routing Engines connected to the routing matrix are halted. If you issue the **request system halt both-routing-engines** command on the TX Matrix or TX Matrix Plus router, all the Routing Engines on the routing matrix are halted.



NOTE: If you have a router or switch with two Routing Engines and you want to shut the power off to the router or switch or remove a Routing Engine, you must first halt the backup Routing Engine (if it has been upgraded), and then halt the master Routing Engine. To halt a Routing Engine, issue the `request system halt` command. You can also halt both Routing Engines at the same time by issuing the `request system halt both-routing-engines` command.

Required Privilege Level	maintenance
Related Documentation	<ul style="list-style-type: none">• clear system reboot on page 836• request system power-off on page 884• Rebooting and Halting a QFX Series Product
List of Sample Output	request system halt on page 875 request system halt (In 2 Hours) on page 875 request system halt (Immediately) on page 875 request system halt (At 1:20 AM) on page 875
Output Fields	When you enter this command, you are provided feedback on the status of your request.

Sample Output

request system halt user@host> request system halt
Halt the system ? [yes,no] (no) yes

*** FINAL System shutdown message from root@section2 ***
System going down IMMEDIATELY
Terminated
...
syncing disks... 11 8 done
The operating system has halted.
Please press any key to reboot.

**request system halt
(In 2 Hours)** The following example, which assumes that the time is 5 PM (1700), illustrates three different ways to request that the system stop 2 hours from now:

user@host> request system halt at +120
user@host> request system halt in 120
user@host> request system halt at 19:00

**request system halt
(Immediately)** user@host> request system halt at now

**request system halt
(At 1:20 AM)** To stop the system at 1:20 AM, enter the following command. Because 1:20 AM is the next day, you must specify the absolute time.

user@host> request system halt at yymmdd120
request system halt at 120
Halt the system at 120? [yes,no] (no) yes

request system license add

Syntax	<code>request system license add (<i>filename</i> terminal)</code>
Release Information	Command introduced before Junos OS Release 7.4. Command introduced in Junos OS Release 9.0 for EX Series switches. Command introduced in Junos OS Release 11.1 for the QFX Series.
Description	Add a license key.
Options	<i>filename</i> —License key from a file or URL. Specify the filename or the URL where the key is located. <i>terminal</i> —License key from the terminal.
Required Privilege Level	maintenance
Related Documentation	<ul style="list-style-type: none">• Adding New Licenses (CLI Procedure)
List of Sample Output	request system license add on page 876
Output Fields	When you enter this command, you are provided feedback on the status of your request.

Sample Output

<code>request system license add</code>	<code>user@host> request system license add terminal</code>
---	--

request system license delete

Syntax	<code>request system license delete <i>license-id</i></code>
Syntax (QFX Series)	<code>request system license delete <i>license-identifier</i></code>
Release Information	Command introduced before Junos OS Release 7.4. Command introduced in Junos OS Release 9.0 for EX Series switches. Command introduced in Junos OS Release 11.1 for the QFX Series.
Description	Delete a license key. You can delete only one license at a time.
Options	<i>license-id</i> —License ID that uniquely identifies a license key. <i>license-identification</i> —(QFX Series) License ID that uniquely identifies a license key.
Required Privilege Level	maintenance
Related Documentation	<ul style="list-style-type: none"> Deleting a License (CLI Procedure)
List of Sample Output	request system license delete on page 877
Output Fields	When you enter this command, you are provided feedback on the status of your request.

Sample Output

```
request system license delete  user@host> request system license delete G03000002223
```

request system license save

Syntax	<code>request system license save (<i>filename</i> terminal)</code>
Release Information	Command introduced before Junos OS Release 7.4. Command introduced in Junos OS Release 9.0 for EX Series switches. Command introduced in Junos OS Release 11.1 for the QFX Series.
Description	Save installed license keys to a file or URL.
Options	<i>filename</i> —License key from a file or URL. Specify the filename or the URL where the key is located. <i>terminal</i> —License key from the terminal.
Required Privilege Level	maintenance
Related Documentation	<ul style="list-style-type: none">• Saving License Keys
List of Sample Output	request system license save on page 878
Output Fields	When you enter this command, you are provided feedback on the status of your request.

Sample Output

<code>request system license save</code>	<code>user@host> request system license save ftp://user@host/license.conf</code>
--	---

request system logout

Syntax	<code>request system logout (pid <i>pid</i> terminal <i>terminal</i> user <i>username</i>)</code> <code><all></code>
Release Information	Command introduced before Junos OS Release 7.4. Command introduced in Junos OS Release 9.0 for EX Series switches. Command introduced in Junos OS Release 11.1 for the QFX Series.
Description	Log out users from the router or switch and the configuration database. If a user held the configure exclusive lock, this command clears the exclusive lock.
Options	<p>all—(Optional) Log out all sessions owned by a particular PID, terminal session, or user. (On a TX Matrix or TX Matrix Plus router, this command is broadcast to all chassis.)</p> <p>pid <i>pid</i>—Log out the user session using the specified management process identifier (PID). The PID type must be management process.</p> <p>terminal <i>terminal</i>—Log out the user for the specified terminal session.</p> <p>user <i>username</i>—Log out the specified user.</p>
Required Privilege Level	configure
Related Documentation	<ul style="list-style-type: none"> • Junos OS System Basics Configuration Guide
List of Sample Output	request system logout on page 879
Output Fields	When you enter this command, you are provided feedback on the status of your request.

Sample Output

```
request system logout user@host> request system logout user tammy all
Connection closed by foreign host.
```

request system partition abort

Syntax	request system partition abort
Syntax (TX Matrix Router)	request system partition abort <all-chassis all-lcc lcc <i>number</i> scc>
Syntax (TX Matrix Plus Router)	request system partition abort <all-chassis all-lcc lcc <i>number</i> sfc <i>number</i> >
Syntax (MX Series Router)	request system partition abort <all-members> <local> <member <i>member-id</i> >
Release Information	Command introduced before Junos OS Release 7.4. sfc option introduced for the TX Matrix Plus router in Junos OS Release 9.6.
Description	Terminate a previously scheduled storage media partition operation. If the command is issued between the time of a partition request and a reboot, the partition request is aborted and the storage media is not affected.
Options	<p>all-chassis—(TX Matrix and TX Matrix Plus routers only) (Optional) Abort a previously scheduled partition operation for all chassis.</p> <p>all-lcc—(TX Matrix and TX Matrix Plus routers only) (Optional) On a TX Matrix router, abort a previously scheduled partition operation on all T640 routers (or line-card chassis) connected to the TX Matrix router. On a TX Matrix Plus router, abort a previously scheduled partition operation on all T1600 routers (or line-card chassis) connected to the TX Matrix Plus router.</p> <p>all-members—(MX Series routers only) (Optional) Abort a previously scheduled partition operation for all members of the Virtual Chassis configuration.</p> <p>lcc <i>number</i>—(TX Matrix and TX Matrix Plus routers only) (Optional) On a TX Matrix Plus router, abort a previously scheduled partition operation on a specific T640 router that is connected to the TX Matrix router. On a TX Matrix Plus router, abort a previously scheduled partition operation on a specific T1600 router that is connected to the TX Matrix Plus router. Replace <i>number</i> with a value from 0 through 3.</p> <p>local—(MX Series routers only) (Optional) Abort a previously scheduled partition operation for the local Virtual Chassis member.</p> <p>member <i>member-id</i>—(MX Series routers only) (Optional) Abort a previously scheduled partition operation for the specified member of the Virtual Chassis configuration. Replace <i>member-id</i> with a value of 0 or 1.</p> <p>scc—(TX Matrix routers only) (Optional) Abort a previously scheduled partition operation on the TX Matrix router (or switch-card chassis).</p>

sfc *number*—(TX Matrix Plus routers only) (Optional) Abort a previously scheduled partition operation on the TX Matrix Plus router (or switch-fabric chassis). Replace *number* with 0.

Required Privilege Level maintenance

Related Documentation • [request system partition hard-disk on page 882](#)

List of Sample Output [request system partition abort on page 881](#)

Output Fields When you enter this command, you are provided feedback on the status of your request.

Sample Output

request system partition abort	user@host> request system partition abort The hard disk is no longer scheduled to be partitioned.
---------------------------------------	--

request system partition hard-disk

Syntax	request system partition hard-disk
Syntax (TX Matrix Router)	request system partition hard-disk <all-chassis all-lcc lcc <i>number</i> scc>
Syntax (TX Matrix Plus Router)	request system partition hard-disk <all-chassis all-lcc lcc <i>number</i> sfc <i>number</i> >
Syntax (MX Series Router)	request system partition hard-disk <all-members> <local> <member <i>member-id</i> >
Release Information	Command introduced before Junos OS Release 7.4. sfc option introduced for the TX Matrix Plus router in Junos OS Release 9.6.
Description	Set up the hard disk for partitioning. After this command is issued, the hard disk is partitioned the next time the system is rebooted. When the hard disk is partitioned, the contents of /altroot and /altconfig are saved and restored. All other data on the hard disk is at risk of being lost.
Options	<p>all-chassis—(TX Matrix and TX Matrix Plus routers only) (Optional) Schedule a partition of the hard disk for all routers in the chassis at its next reboot.</p> <p>all-lcc—(TX Matrix and TX Matrix Plus routers only) (Optional) On a TX Matrix router, schedule a partition of the hard disk on all T640 routers (or line-card chassis) connected to the TX Matrix router at their next reboot. On a TX Matrix Plus router, schedule a partition of the hard disk on all T1600 routers (or line-card connected to the TX Matrix Plus router).</p> <p>all-members—(MX Series routers only) (Optional) Schedule a partition of the hard disk for all members of the Virtual Chassis configuration.</p> <p>lcc <i>number</i>—(TX Matrix and TX Matrix Plus routers only) (Optional) On a TX Matrix Plus router, schedule a partition of the hard disk on a specific T640 router connected to the TX Matrix router. On a TX Matrix Plus router, schedule a partition of the hard disk on a specific T1600 router that is connected to the TX Matrix Plus router. Replace <i>number</i> with a value from 0 through 3.</p> <p>local—(MX Series routers only) (Optional) Schedule a partition of the hard disk for the local member of the Virtual Chassis.</p> <p>member <i>member-id</i>—(MX Series routers only) (Optional) Schedule a partition of the hard disk for the specified member of the Virtual Chassis configuration. Replace <i>member-id</i> with a value of 0 or 1.</p> <p>scc—(TX Matrix routers only) (Optional) Schedule a partition of the hard disk on the T640 router connected to the TX Matrix router (or switch-card chassis).</p>

sfc *number*—(TX Matrix Plus routers only) (Optional) Schedule a partition of the hard disk on the T1600 router connected to the TX Matrix Plus router (or switch-fabric chassis). Replace *number* with 0.

Additional Information	To immediately partition the hard disk, use the request system reboot command. To cancel the partition request, use the request system partition abort command.
Required Privilege Level	maintenance
Related Documentation	<ul style="list-style-type: none"> • request system partition abort on page 880
List of Sample Output	request system partition hard-disk on page 883
Output Fields	When you enter this command, you are provided feedback on the status of your request.

Sample Output

```
request system partition hard-disk user@host> request system partition hard-disk
WARNING: The hard disk is about to be partitioned. The contents
WARNING: of /altroot and /altconfig will be saved and restored.
WARNING: All other data is at risk. This is the setup stage, the
WARNING: partition happens during the next reboot.

Setting up to partition the hard disk ...

WARNING: A REBOOT IS REQUIRED TO PARTITION THE HARD DISK. Use the
WARNING: 'request system reboot' command when you are ready to proceed
WARNING: with the partitioning. To abort the partition of the hard disk
WARNING: use the 'request system partition abort' command.
```

request system power-off

Syntax	request system power-off <both-routing-engines> <other-routing-engine> <at <i>time</i> > <in <i>minutes</i> > <media (compact-flash disk removable-compact-flash usb)> <message " <i>text</i> ">
Syntax (EX Series Switches)	request system power-off <all-members> <at <i>time</i> > <both-routing-engines> <in <i>minutes</i> > <local> <media (external internal)> <member <i>member-id</i> > <message " <i>text</i> "> <other-routing-engine> <slice <i>slice</i> >
Syntax (TX Matrix Router)	request system power-off <all-chassis all-lcc lcc <i>number</i> scc> <both-routing-engines> <other-routing-engine> <at <i>time</i> > <in <i>minutes</i> > <media (compact-flash disk)> <message " <i>text</i> ">
Syntax (TX Matrix Plus Router)	request system power-off <all-chassis all-lcc lcc <i>number</i> sfc <i>number</i> > <both-routing-engines> <other-routing-engine> <at <i>time</i> > <in <i>minutes</i> > <media (compact-flash disk)> <message " <i>text</i> ">
Syntax (MX Series Router)	request system power-off <all-members> <at <i>time</i> > <both-routing-engines> <in <i>minutes</i> > <local> <media (external internal)> <member <i>member-id</i> > <message " <i>text</i> "> <other-routing-engine>
Syntax (QFX Series)	request system power-off <at <i>time</i> >

```

<in minutes>
<media (external | internal)>
<message "text">
<slice slice>

```

Release Information Command introduced in Junos OS Release 8.0.
 Command introduced in Junos OS Release 9.0 for EX Series switches.
 Command introduced in Junos OS Release 11.1 for the QFX Series.

Description Power off the software.



NOTE: When you issue this command on an individual component in a QFabric system, you will receive a warning that says “Hardware-based members will halt, Virtual Junos Routing Engines will reboot.” If you want to halt only one member, use the **member** option. You cannot issue this command from the QFabric CLI.

Options **none**—Power off the router or switch software immediately.

all-chassis—(Optional) (TX Matrix and TX Matrix Plus router only) Power off all Routing Engines in the chassis.

all-lcc—(Optional) (TX Matrix and TX Matrix Plus router only) On a TX Matrix router, power off all T640 routers (or line-card chassis) connected to the TX Matrix router. On a TX Matrix Plus router, power off all T1600 routers (or line-card chassis) connected to the TX Matrix Plus router.

all-members—(EX4200 switches and MX Series routers only) (Optional) Power off all members of the Virtual Chassis configuration.

at time—(Optional) Time at which to power off the software, specified in one of the following ways:

- **now**—Power off the software immediately. This is the default.
- **+minutes**—Number of minutes from now to power off the software.
- **yymmddhhmm**—Absolute time at which to power off the software, specified as year, month, day, hour, and minute.
- **hh:mm**—Absolute time on the current day at which to power off the software.

both-routing-engines—(Optional) Power off both Routing Engines at the same time.

in minutes—(Optional) Number of minutes from now to power off the software. This option is an alias for the **at +minutes** option.

lcc number—(Optional) (TX Matrix and TX Matrix Plus router only) On a TX Matrix router, power off a T640 router that is connected to the TX Matrix router. On a TX Matrix Plus router, power off a T1600 router that is connected to the TX Matrix Plus router. Replace **number** with a value from 0 through 3.

local—(EX4200 switches and MX Series routers only) (Optional) Power off the local Virtual Chassis member.

media (compact-flash | disk | removable-compact-flash | usb)—(Optional) Boot medium for the next boot. (The options **removable-compact-flash** and **usb** pertain to the J Series routers only.)

media (external | internal)—(EX Series and QFX Series switches and MX Series routers only) (Optional) Power off the boot media:

- **external**—Power off the external mass storage device.
- **internal**—Power off the internal flash device.

member *member-id*—(EX4200 switches and MX Series routers only) (Optional) Power off the specified member of the Virtual Chassis configuration. For EX4200 switches, replace ***member-id*** with a value from 0 through 9. For an MX Series Virtual Chassis, replace ***member-id*** with a value of 0 or 1.

message "*text*"—(Optional) Message to display to all system users before powering off the software.

other-routing-engine—(Optional) Power off the other Routing Engine from which the command is issued. For example, if you issue the command from the master Routing Engine, the backup Routing Engine is halted. Similarly, if you issue the command from the backup Routing Engine, the master Routing Engine is halted.

scc—(Optional) (TX Matrix router only) Power off only the master Routing Engine or the backup Routing Engine on the TX Matrix router (or switch-card chassis). If you issue the command from the master Routing Engine, the master SCC is powered off. If you issue the command from the backup Routing Engine, the backup SCC is powered off.

sfc *number*—(Optional) (TX Matrix Plus router only) Power off only the master Routing Engine or the backup Routing Engine on the TX Matrix Plus router (or switch-fabric chassis). If you issue the command from the master Routing Engine, the master SFC is powered off. If you issue the command from the backup Routing Engine, the backup SFC is powered off. Replace ***number*** with zero.

slice *slice*—(EX Series and QFX Series switches only) (Optional) Power off a partition on the boot media. This option has the following suboptions:

- **1**—Power off partition 1.
- **2**—Power off partition 2.
- **alternate**—Reboot from the alternate partition.

Additional Information On a routing matrix composed of a TX Matrix router and T640 routers, if you issue the **request system power-off** command on the TX Matrix master Routing Engine, all the master Routing Engines connected to the routing matrix are powered off. If you issue this command on the backup Routing Engine, all the backup Routing Engines connected to the routing matrix are powered off.

Likewise, on a routing matrix composed of a TX Matrix Plus router and T1600 routers, if you issue the **request system power-off** command on the TX Matrix Plus master Routing Engine, all the master Routing Engines connected to the routing matrix are powered off. If you issue this command on the backup Routing Engine, all the backup Routing Engines connected to the routing matrix are powered off.

If you issue the **request system power-off both-routing-engines** command on the TX Matrix or TX Matrix Plus router, all the Routing Engines on the routing matrix are powered off.

Required Privilege Level	maintenance
List of Sample Output	request system power-off on page 887
Output Fields	When you enter this command, you are provided feedback on the status of your request.

Sample Output

```
request system power-off user@host> request system power-off message "This router will be powered off in 30 minutes.
Please save your data and log out immediately."
warning: This command will not halt the other routing-engine.
If planning to switch off power, use the both-routing-engines option.
Power Off the system ? [yes,no] (no) yes

*** FINAL System shutdown message from remote@nutmeg ***
System going down IMMEDIATELY

This router will be powered off in 30 minutes. Please save your data and log out
immediately.

Shutdown NOW!
[pid 5177]
```

request system reboot

Syntax	request system reboot <other-routing-engine> <at <i>time</i> > <in <i>minutes</i> > <media (compact-flash disk removable-compact-flash usb)> <message " <i>text</i> ">
Syntax (EX Series Switches)	request system reboot <all-members> <at <i>time</i> > <in <i>minutes</i> > <local> <media (external internal)> <member <i>member-id</i> > <message " <i>text</i> "> <other-routing-engine> <slice <i>slice</i> >
Syntax (TX Matrix Router)	request system reboot <all-chassis all-lcc lcc <i>number</i> scc> <other-routing-engine> <at <i>time</i> > <in <i>minutes</i> > <media (compact-flash disk)> <message " <i>text</i> ">
Syntax (TX Matrix Plus Router)	request system reboot <all-chassis all-lcc lcc <i>number</i> sfc <i>number</i> > <other-routing-engine> <partition (1 2 alternate)> <at <i>time</i> > <in <i>minutes</i> > <media (compact-flash disk)> <message " <i>text</i> ">
Syntax (MX Series Router)	request system reboot <all-members> <at <i>time</i> > <in <i>minutes</i> > <local> <media (external internal)> <member <i>member-id</i> > <message " <i>text</i> "> <other-routing-engine>
Release Information	Command introduced before Junos OS Release 7.4. other-routing-engine option added in Junos OS Release 8.0. Command introduced in Junos OS Release 9.0 for EX Series switches. sfc option introduced for the TX Matrix Plus router in Junos OS Release 9.6.
Description	Reboot the software.

Options **none**—Reboot the software immediately.

all-chassis—(TX Matrix and TX Matrix Plus routers only) (Optional) On a TX Matrix router, reboot all T640 routers (or line-card chassis) connected to the TX Matrix router. On a TX Matrix Plus router, reboot all T1600 routers (or line-card chassis) connected to the TX Matrix Plus router.

all-lcc—(TX Matrix and TX Matrix Plus routers only) (Optional) On a TX Matrix router, reboot all T640 routers (or line-card chassis) connected to the TX Matrix router. On a TX Matrix Plus router, reboot all T1600 routers (or line-card chassis) connected to the TX Matrix Plus router.

all-members—(EX4200 switches and MX Series routers only) (Optional) Reboot the software on all members of the Virtual Chassis configuration.

at time—(Optional) Time at which to reboot the software, specified in one of the following ways:

- **now**—Stop or reboot the software immediately. This is the default.
- **+minutes**—Number of minutes from now to reboot the software.
- **yymmddhhmm**—Absolute time at which to reboot the software, specified as year, month, day, hour, and minute.
- **hh:mm**—Absolute time on the current day at which to stop the software, specified in 24-hour time.

in minutes—(Optional) Number of minutes from now to reboot the software. This option is an alias for the **at +minutes** option.

lcc number—(TX Matrix and TX Matrix Plus routers only) (Optional) On a TX Matrix router, the number of a T640 router that is connected to the TX Matrix router. On a TX Matrix Plus router, the number of a T1600 router that is connected to the TX Matrix Plus router. Replace **number** with a value from 0 through 3.

local—(EX4200 switches and MX Series routers only) (Optional) Reboot the software on the local Virtual Chassis member.

media (compact-flash | disk | removable-compact-flash | usb)—(Optional) Boot medium for next boot. (The options **removable-compact-flash** and **usb** pertain to the J Series routers only.)

media (external | internal)—(EX Series switches and MX Series routers only) (Optional) Reboot the boot media:

- **external**—Reboot the external mass storage device.
- **internal**—Reboot the internal flash device.

member member-id—(EX4200 switches and MX Series routers only) (Optional) Reboot the software on the specified member of the Virtual Chassis configuration. For EX4200 switches, replace **member-id** with a value from 0 through 9. For an MX Series Virtual Chassis, replace **member-id** with a value of 0 or 1.

message "text"—(Optional) Message to display to all system users before stopping or rebooting the software.

other-routing-engine—(Optional) Reboot the other Routing Engine from which the command is issued. For example, if you issue the command from the master Routing Engine, the backup Routing Engine is rebooted. Similarly, if you issue the command from the backup Routing Engine, the master Routing Engine is rebooted.

partition—(TX Matrix Plus routers only) (Optional) Reboot using the specified partition on the boot media. This option has the following suboptions:

- **1**—Reboot from partition 1.
- **2**—Reboot from partition 2.
- **alternate**—Reboot from the alternate partition.

scc—(TX Matrix routers only) (Optional) Reboot the Routing Engine on the TX Matrix router (or switch-card chassis). If you issue the command from **re0**, **re0** is rebooted. If you issue the command from **re1**, **re1** is rebooted.

sfc number—(TX Matrix Plus routers only) (Optional) Reboot the Routing Engine on the TX Matrix Plus router (or switch-fabric chassis). If you issue the command from **re0**, **re0** is rebooted. If you issue the command from **re1**, **re1** is rebooted. Replace *number* with **0**.

slice slice—(EX Series switches only) (Optional) Reboot a partition on the boot media. This option has the following suboptions:

- **1**—Power off partition 1.
- **2**—Power off partition 2.
- **alternate**—Reboot from the alternate partition.

Additional Information Reboot requests are recorded in the system log files, which you can view with the **show log** command (see [show log](#)). Also, the names of any running processes that are scheduled to be shut down are changed. You can view the process names with the **show system processes** command (see [show system processes](#)).

On a TX Matrix or TX Matrix Plus router, if you issue the **request system reboot** command on the master Routing Engine, all the master Routing Engines connected to the routing matrix are rebooted. If you issue this command on the backup Routing Engine, all the backup Routing Engines connected to the routing matrix are rebooted.



NOTE: To reboot a router that has two Routing Engines, reboot the backup Routing Engine (if you have upgraded it) first, and then reboot the master Routing Engine.

Required Privilege Level	maintenance
Related Documentation	<ul style="list-style-type: none"> • clear system reboot on page 836 • request system halt on page 871 • request system reboot • Rebooting and Halting a QFX Series Product
List of Sample Output	request system reboot on page 891 request system reboot (at 2300) on page 891 request system reboot (in 2 Hours) on page 891 request system reboot (Immediately) on page 891 request system reboot (at 1:20 AM) on page 891
Output Fields	When you enter this command, you are provided feedback on the status of your request.

Sample Output

request system reboot	<pre>user@host> request system reboot Reboot the system ? [yes,no] (no)</pre>
request system reboot (at 2300)	<pre>user@host> request system reboot at 2300 message ?Maintenance time!? Reboot the system ? [yes,no] (no) yes shutdown: [pid 186] *** System shutdown message from root@berry.network.net *** System going down at 23:00</pre>
request system reboot (in 2 Hours)	<p>The following example, which assumes that the time is 5 PM (17:00), illustrates three different ways to request the system to reboot in two hours:</p> <pre>user@host> request system reboot at +120 user@host> request system reboot in 120 user@host> request system reboot at 19:00</pre>
request system reboot (Immediately)	<pre>user@host> request system reboot at now</pre>
request system reboot (at 1:20 AM)	<p>To reboot the system at 1:20 AM, enter the following command. Because 1:20 AM is the next day, you must specify the absolute time.</p> <pre>user@host> request system reboot at 06060120 request system reboot at 120 Reboot the system at 120? [yes,no] (no) yes</pre>

request system scripts convert

Syntax	request system scripts convert (slax-to-xslt xslt-to-slax) source <i>source/filename</i> destination <i>destination/<filename></i>
Release Information	Command introduced in Junos OS Release 8.2. Command introduced in Junos OS Release 9.0 for EX Series switches.
Description	Convert an Extensible Stylesheet Language Transformations (XSLT) script to Stylesheet Language, Alternative syntax (SLAX), or convert a SLAX script to XSLT.
Options	destination <i>destination/<filename></i> —Specify a destination for the converted file. Optionally, you can specify a filename for the converted file. If you do not specify a filename, the software assigns one automatically. The default destination filename is the same as the source filename, except the file extension is altered. For example, the software converts a source file called test.xml to test.slax . The software converts a source file called test1.slax to test1.xml . slax-to-xslt —Convert a SLAX script to XSLT. source <i>source/filename</i> —Specify a source file that you want to convert. xslt-to-slax —Convert an XSLT script to SLAX.
Required Privilege Level	maintenance
List of Sample Output	request system scripts convert slax-to-xslt on page 892 request system scripts convert xslt-to-slax on page 892
Output Fields	When you enter this command, you are provided feedback on the status of your request.

Sample Output

request system scripts convert slax-to-xslt	<pre>user@host> request system scripts convert slax-to-xslt source /var/db/scripts/op/script1.slax destination /var/db/scripts/op conversion complete</pre>
request system scripts convert xslt-to-slax	<pre>user@host> request system scripts convert xslt-to-slax source /var/db/scripts/commit/script1.xml destination /var/db/scripts/commit conversion complete</pre>

request system snapshot

Syntax	request system snapshot <partition>
Syntax (EX Series Switches)	request system snapshot <all-members local member <i>member-id</i> > <media <i>type</i> > <partition> <re0 re1 routing-engine <i>routing-engine-id</i> > <slice (1 2 alternate)>
Syntax (J Series Routers)	request system snapshot <as-primary> <config-size <i>size</i> > <data-size <i>size</i> > <factory> <media <i>type</i> > <partition> <root-size <i>size</i> > <swap-size <i>size</i> >
Syntax (MX Series Router)	request system snapshot <all-members> <local> <member <i>member-id</i> > <partition>
Syntax (TX Matrix Router)	request system snapshot <all-chassis all-lcc lcc <i>number</i> scc> <partition>
Syntax (TX Matrix Plus Router)	request system snapshot <all-chassis all-lcc lcc <i>number</i> sfc <i>number</i> > <partition>
Release Information	Command introduced before Junos OS Release 7.4. Command introduced in Junos OS Release 10.0 for EX Series switches.
Description	<ul style="list-style-type: none"> On the router, back up the currently running and active file system partitions to standby partitions that are not running. Specifically, the root file system (/) is backed up to /altroot, and /config is backed up to /altconfig. The root and /config file systems are on the router's flash drive, and the /altroot and /altconfig file systems are on the router's hard drive. On the switch, take a snapshot of the files currently used to run the switch—the complete contents of the root (/), /config, and /var directories, which include the running Junos OS, the active configuration, and log files.



CAUTION: After you run the `request system snapshot` command, you cannot return to the previous version of the software, because the running and backup copies of the software are identical.

Options The specific options available depend upon the router or switch:

none—Back up the currently running software as follows:

- On the router, back up the currently running and active file system partitions to standby partitions that are not running. Specifically, the root file system (/) is backed up to `/altroot`, and `/config` is backed up to `/altconfig`. The root and `/config` file systems are on the router's flash drive, and the `/altroot` and `/altconfig` file systems are on the router's hard drive.
- On the switch, take a snapshot of the files currently used to run the switch—the complete contents of the root file system /, `/config` directory, and `/var` directory, which include the running Junos OS, the active configuration, and log files—and copy all these files onto an external drive. (If a USB flash drive is not connected, an error message is displayed.)

all-chassis | all-lcc | lcc *number* —(TX Matrix and TX Matrix Plus router only) (Optional)

- **all-chassis**—On a TX Matrix router, archive data and executable areas for all Routing Engines in the chassis. On a TX Matrix Plus router, archive data and executable areas for all Routing Engines in the chassis.
- **all-lcc**—On a TX Matrix router, archive data and executable areas for all T640 routers (or line-card chassis) connected to a TX Matrix router. On a TX Matrix Plus router, archive data and executable areas for all T1600 routers (or line-card chassis) connected to a TX Matrix Plus router.
- **lcc *number***—On a TX Matrix router, archive data and executable areas for a specific T640 router (or line-card chassis) that is connected to a TX Matrix router. On a TX Matrix Plus router, archive data and executable areas for a specific T1600 router (or line-card chassis) that is connected to a TX Matrix Plus router. Replace *number* with a value from 0 through 3.

all-members | local | member *member-id*—(EX4200, EX4500, and EX8200 Virtual Chassis and MX Series routers only) (Optional) Specify where to place the snapshot (archive data and executable areas) in a Virtual Chassis:

- **all-members**—Create a snapshot (archive data and executable areas) for all members of the Virtual Chassis.
- **local**—Create a snapshot (archive data and executable areas) on the member of the Virtual Chassis that you are currently logged into.
- **member *member-id***—Create a snapshot (archive data and executable areas) for the specified member of the Virtual Chassis.

as-primary—(J Series routers only) (Optional) Create a snapshot that can be used to replace the medium in the primary compact flash drive. This option can be used on the removable compact flash only. The option copies the default files that were loaded on the primary compact flash drive when it was shipped from the factory, plus the rescue configuration if one has been set. This option is useful if you have multiple routers and want to use the same software and configuration on each router. After a boot device is created as a primary compact flash drive, it can operate in only a primary compact flash drive slot. This option causes the boot medium to be partitioned.

config-size size—(J Series routers only) (Optional) Specify the size of the config partition, in megabytes. The default value is **10** percent of physical memory on the boot partition. The config partition is mounted on **/config**, and the configuration files are stored in this partition. This option causes the boot medium to be partitioned.

data-size size—(J Series routers only) (Optional) Specify the size of the data partition, in megabytes. The default value is **0** MB. The data partition is mounted on **/data**. This space is not used by the router, and can be used for extra storage. This option causes the boot medium to be partitioned.

factory—(J Series routers only) (Optional) Copy only default files that were loaded on the primary compact flash drive when it was shipped from the factory, plus the rescue configuration if one has been set. After the boot medium is created with the factory option, it can operate in only the primary compact flash drive.

media type—(J Series routers and EX Series switches only)(Optional) Specify the boot device the software is copied to:

- **compact-flash**—Copy software to the primary compact flash drive.
- **external**—(Switches only) Copy software to an external mass storage device, such as a USB flash drive. If the media option is not specified, this is the default. If a USB drive is not connected, the switch displays an error message.
- **internal**—(Switches only) Copy software to an internal flash drive.
- **removable-compact-flash**—Copy software to the removable compact flash drive.
- **usb**—(M320, T640, MX960, and J Series routers only) Copy software to the device connected to the USB port.

partition—(Optional) Repartition the flash drive before a snapshot occurs. If the partition table on the flash drive is corrupted, the request system snapshot command fails and reports errors. The partition option is only supported for restoring the software image from the hard drive to the flash drive.

(Routers only) You cannot issue the request system snapshot command when you enable flash disk mirroring. We recommend that you disable flash disk mirroring when you upgrade or downgrade the software. For more information, see the [Junos OS System Basics Configuration Guide](#).

re0 | re1 | routing-engine routing-engine-id—(EX8200 switch only) Specify where to place the snapshot in a redundant Routing Engine configuration.

- **re0**—Create a snapshot on Routing Engine 0.
- **re1**—Create a snapshot on Routing Engine 1.
- **routing-engine *routing-engine-id***—Create a snapshot on the specified Routing Engine.

root-size *size*—(J Series routers only) (Optional) Specify the size of the root partition, in megabytes. The default value is one-third of the physical memory minus the config, data, and swap partitions. The root partition is mounted on / and does not include configuration files. This option causes the boot medium to be partitioned.

slice (1 | 2 | *alternate*)—(EX Series switches only) (Optional) Take a snapshot of the active root partition and copy it to the selected slice on the boot media.

scc—(TX Matrix router only) (Optional) Archive data and executable areas for a TX Matrix router (or switch-card chassis).

sfc *number*—(TX Matrix Plus router only) (Optional) Archive data and executable areas for a TX Matrix Plus router (or switch-fabric chassis). Replace *number* with 0.

swap-size *size*—(J Series router only) (Optional) Specify the size of the swap partition, in megabytes. The default value is one-third of the physical memory on a boot medium larger than 128 MB, or 0 MB on a smaller boot device. The swap partition is used for swap files and software failure memory snapshots. Software failure memory snapshots are saved to the boot medium only if it is specified as the dump device in the system dump-device configuration hierarchy. This option causes the boot medium to be partitioned.

Additional Information

- (Routers only) Before upgrading the software on the router, when you have a known stable system, issue the **request system snapshot** command to back up the software, including the configuration, to the **/altroot** and **/altconfig** file systems. After you have upgraded the software on the router and are satisfied that the new packages are successfully installed and running, issue the **request system snapshot** command again to back up the new software to the **/altroot** and **/altconfig** file systems.
- (Routers only) You cannot issue the **request system snapshot** command when you enable flash disk mirroring. We recommend that you disable flash disk mirroring when you upgrade or downgrade the software. For more information, see the [Junos OS System Basics Configuration Guide](#).
- (TX Matrix and TX Matrix Plus router only) On a routing matrix, if you issue the **request system snapshot** command on the master Routing Engine, all the master Routing Engines connected to the routing matrix are backed up. If you issue this command on the backup Routing Engine, all the backup Routing Engines connected to the routing matrix are backed up.

Required Privilege Level maintenance

Related Documentation	<ul style="list-style-type: none"> • show system snapshot on page 1163
List of Sample Output	request system snapshot (Routers) on page 897 request system snapshot (EX Series Switches) on page 897 request system snapshot (When Partition Flag Is On) on page 897 request system snapshot (When Mirroring Is Enabled) on page 897 request system snapshot all-lcc (Routing Matrix) on page 897 request system snapshot all-members (Virtual Chassis) on page 898
Output Fields	When you enter this command, you are provided feedback on the status of your request.

Sample Output

request system snapshot (Routers)	<pre> user@host> request system snapshot umount: /altroot: not currently mounted Copying / to /altroot.. (this may take a few minutes) umount: /altconfig: not currently mounted Copying /config to /altconfig.. (this may take a few minutes) The following filesystems were archived: / /config </pre>
request system snapshot (EX Series Switches)	<pre> user@switch> request system snapshot fpc0: ----- Verifying compatibility of destination media partitions... Running newfs (345MB) on external media / partition ... Running newfs (235MB) on external media /config partition ... The following filesystems were archived: / /config /var </pre>
request system snapshot (When Partition Flag Is On)	<pre> user@host> request system snapshot partition Performing preliminary partition checks ... Partitioning ad0 ... umount: /altroot: not currently mounted Copying / to /altroot.. (this may take a few minutes) The following filesystems were archived: / /config </pre>
request system snapshot (When Mirroring Is Enabled)	<pre> user@host> request system snapshot Snapshot is not possible since mirror-flash-on-disk is configured. </pre>
request system snapshot all-lcc (Routing Matrix)	<pre> user@host> request system snapshot all-lcc lcc0-re0: ----- Copying '/' to '/altroot' .. (this may take a few minutes) Copying '/config' to '/altconfig' .. (this may take a few minutes) The following filesystems were archived: / /config lcc2-re0: ----- Copying '/' to '/altroot' .. (this may take a few minutes) Copying '/config' to '/altconfig' .. (this may take a few minutes) The following filesystems were archived: / /config </pre>

**request system
snapshot all-members
(Virtual Chassis)**

```
user@switch> request system snapshot all-members media internal  
fpc0:
```

```
-----  
Copying '/dev/da0s2a' to '/dev/da0s1a' .. (this may take a few minutes)  
The following filesystems were archived: /
```

```
fpc1:
```

```
-----  
Copying '/dev/da0s2a' to '/dev/da0s1a' .. (this may take a few minutes)  
The following filesystems were archived: /
```

```
fpc2:
```

```
-----  
Copying '/dev/da0s2a' to '/dev/da0s1a' .. (this may take a few minutes)  
The following filesystems were archived: /
```

```
fpc3:
```

```
-----  
Copying '/dev/da0s2a' to '/dev/da0s1a' .. (this may take a few minutes)  
The following filesystems were archived: /
```

```
fpc4:
```

```
-----  
Copying '/dev/da0s2a' to '/dev/da0s1a' .. (this may take a few minutes)  
The following filesystems were archived: /
```

```
fpc5:
```

```
-----  
Copying '/dev/da0s2a' to '/dev/da0s1a' .. (this may take a few minutes)  
The following filesystems were archived: /
```


request system software abort

Syntax	request system software abort in-service-upgrade
Release Information	Command introduced in JUNOS Release 9.0. Command introduced in Junos OS Release 11.1 for the QFX Series.
Description	Abort a unified in-service software upgrade (ISSU). The unified ISSU must be in progress and you must issue this command from a router session other than the one on which you issued the request system in-service-upgrade command that launched the unified ISSU.
Options	This command has no options.
Required Privilege Level	view
Related Documentation	<ul style="list-style-type: none"> • request system software in-service-upgrade on page 913 • show chassis in-service-upgrade on page 565
List of Sample Output	request system software abort (New Router Session) on page 899 request system software in-service-upgrade (Unified ISSU Session) on page 899 request system software abort (New Router Session) on page 900 request system software in-service-upgrade (Unified ISSU Session) on page 900
Output Fields	When you enter the request system software abort command on a new router session, you are provided feedback on the status of your request in the router session on which you issued the request system software in-service-upgrade command.

Sample Output

request system software abort (New Router Session)	user@host> request system software abort
request system software in-service-upgrade (Unified ISSU Session)	<pre> user@host> request system software in-service-upgrade /var/tmp/jinstall-9.0-20080117.0-domestic-signed.tgz ISSU: Preparing Backup RE Pushing bundle to re1 Checking compatibility with configuration Initializing... Using jbase-9.0-20080116.2 Verified manifest signed by PackageProduction_9_0_0 Using /var/tmp/jinstall-9.0-20080117.0-domestic-signed.tgz Verified jinstall-9.0-20080117.0-domestic.tgz signed by PackageProduction_9_0_0 Using jinstall-9.0-20080117.0-domestic.tgz Using jbundle-9.0-20080117.0-domestic.tgz Checking jbundle requirements on / Using jbase-9.0-20080117.0.tgz Verified manifest signed by PackageProduction_9_0_0 Using jkernel-9.0-20080117.0.tgz Verified manifest signed by PackageProduction_9_0_0 Using jcrypto-9.0-20080117.0.tgz Verified manifest signed by PackageProduction_9_0_0 Using jpfe-9.0-20080117.0.tgz Using jdocs-9.0-20080117.0.tgz Verified manifest signed by PackageProduction_9_0_0 Using </pre>

```

jroute-9.0-20080117.0.tgz Verified manifest signed by PackageProduction_9_0_0
Hardware Database regeneration succeeded Validating against /config/juniper.conf.gz
mgd: commit complete
Validation succeeded
Installing package '/var/tmp/jinstall-9.0-20080117.0-domestic-signed.tgz'
...
Verified jinstall-9.0-20080117.0-domestic.tgz signed by PackageProduction_9_0_0
Adding jinstall...
Verified manifest signed by PackageProduction_9_0_0

WARNING: This package will load JUNOS 9.0-20080117.0 software.
WARNING: It will save JUNOS configuration files, and SSH keys
WARNING: (if configured), but erase all other files and information
WARNING: stored on this machine. It will attempt to preserve dumps
WARNING: and log files, but this can not be guaranteed. This is the
WARNING: pre-installation stage and all the software is loaded when
WARNING: you reboot the system.

Saving the config files ...
NOTICE: uncommitted changes have been saved in
/var/db/config/juniper.conf.pre-install
Installing the bootstrap installer ...

WARNING: A REBOOT IS REQUIRED TO LOAD THIS SOFTWARE CORRECTLY. Use the
WARNING: 'request system reboot' command when software installation is
WARNING: complete. To abort the installation, do not reboot your system,
WARNING: instead use the 'request system software delete jinstall'
WARNING: command as soon as this operation completes.

Saving package file in
/var/sw/pkg/jinstall-9.0-20080117.0-domestic-signed.tgz ...
Saving state for rollback ...
Backup upgrade done
Rebooting Backup RE

Rebooting re1
error: ISSU Aborted! Backup RE maybe in inconsistent state, Please restore backup
RE
ISSU: IDLE

{master}
user@host>

```

Sample Output

```

request system software abort (New Router Session) user@switch> request system software abort

request system software in-service-upgrade (Unified ISSU Session) user@host> request system software in-service-upgrade
/var/tmp/jinstall-9.0-20080117.0-domestic-signed.tgz
ISSU: Preparing Backup RE
Pushing bundle to re1
Checking compatibility with configuration Initializing...
Using jbase-9.0-20080116.2
Verified manifest signed by PackageProduction_9_0_0 Using
/var/tmp/jinstall-9.0-20080117.0-domestic-signed.tgz
Verified jinstall-9.0-20080117.0-domestic.tgz signed by PackageProduction_9_0_0
Using jinstall-9.0-20080117.0-domestic.tgz
Using jbundle-9.0-20080117.0-domestic.tgz

```

```

Checking jbundle requirements on /
Using jbase-9.0-20080117.0.tgz
Verified manifest signed by PackageProduction_9_0_0 Using
jkernel-9.0-20080117.0.tgz Verified manifest signed by PackageProduction_9_0_0
Using jcrypto-9.0-20080117.0.tgz Verified manifest signed by
PackageProduction_9_0_0 Using jpfe-9.0-20080117.0.tgz Using
jdocs-9.0-20080117.0.tgz Verified manifest signed by PackageProduction_9_0_0 Using
jroute-9.0-20080117.0.tgz Verified manifest signed by PackageProduction_9_0_0
Hardware Database regeneration succeeded Validating against /config/juniper.conf.gz
mgd: commit complete
Validation succeeded
Installing package '/var/tmp/jinstall-9.0-20080117.0-domestic-signed.tgz'
...
Verified jinstall-9.0-20080117.0-domestic.tgz signed by PackageProduction_9_0_0
Adding jinstall...
Verified manifest signed by PackageProduction_9_0_0

WARNING: This package will load JUNOS 9.0-20080117.0 software.
WARNING: It will save JUNOS configuration files, and SSH keys
WARNING: (if configured), but erase all other files and information
WARNING: stored on this machine. It will attempt to preserve dumps
WARNING: and log files, but this can not be guaranteed. This is the
WARNING: pre-installation stage and all the software is loaded when
WARNING: you reboot the system.

Saving the config files ...
NOTICE: uncommitted changes have been saved in
/var/db/config/juniper.conf.pre-install
Installing the bootstrap installer ...

WARNING: A REBOOT IS REQUIRED TO LOAD THIS SOFTWARE CORRECTLY. Use the
WARNING: 'request system reboot' command when software installation is
WARNING: complete. To abort the installation, do not reboot your system,
WARNING: instead use the 'request system software delete jinstall'
WARNING: command as soon as this operation completes.

Saving package file in
/var/sw/pkg/jinstall-9.0-20080117.0-domestic-signed.tgz ...
Saving state for rollback ...
Backup upgrade done
Rebooting Backup RE

Rebooting re1
error: ISSU Aborted! Backup RE maybe in inconsistent state, Please restore backup
RE
ISSU: IDLE

{master}
user@host>

```

request system software add

Syntax	<code>request system software add <i>package-name</i></code> <code><best-effort-load></code> <code><delay-restart></code> <code><force></code> <code><no-copy></code> <code><no-validate></code> <code><re0 re1></code> <code><reboot></code> <code><unlink></code> <code><validate></code>
Syntax (EX Series Switches)	<code>request system software add <i>package-name</i></code> <code><best-effort-load></code> <code><delay-restart></code> <code><force></code> <code><no-copy></code> <code><no-validate></code> <code><re0 re1></code> <code><reboot></code> <code><set [<i>package-name package-name</i>]></code> <code><unlink></code> <code><validate></code>
Syntax (TX Matrix Router)	<code>request system software add <i>package-name</i></code> <code><best-effort-load></code> <code><delay-restart></code> <code><force></code> <code><lcc <i>number</i> scc></code> <code><no-copy></code> <code><no-validate></code> <code><re0 re1></code> <code><reboot></code> <code><unlink></code> <code><validate></code>
Syntax (TX Matrix Plus Router)	<code>request system software add <i>package-name</i></code> <code><best-effort-load></code> <code><delay-restart></code> <code><force></code> <code><lcc <i>number</i> sfc <i>number</i>></code> <code><no-copy></code> <code><no-validate></code> <code><re0 re1></code> <code><reboot></code> <code><unlink></code> <code><validate></code>
Syntax (MX Series Router)	<code>request system software add <i>package-name</i></code> <code><best-effort-load></code> <code><delay-restart></code> <code><force></code> <code><member <i>member-id</i>></code>

	<pre> <no-copy> <no-validate> <re0 re1> <reboot> <unlink> <validate> </pre>
Syntax (QFX Series)	<pre> request system software add <i>package-name</i> <best-effort-load> <component (all director-group fabric node-group <i>name</i>)> <delay-restart> <force> <no-copy> <no-validate> <partition> <reboot> <unlink> <validate> </pre>
Release Information	<p>Command introduced before Junos OS Release 7.4.</p> <p>best-effort-load and unlink options added in Junos OS Release 7.4.</p> <p>Command introduced in Junos OS Release 9.0 for EX Series switches.</p> <p>sfc option introduced for the TX Matrix Plus router in Junos OS Release 9.6.</p> <p>Command introduced in Junos OS Release 11.1 for the QFX Series.</p> <p>The set [<i>package-name package-name</i>] option added in Junos OS Release 11.1 for EX Series switches.</p>
Description	Install a software package or bundle on the router or switch.
Options	<p><i>package-name</i>—Location from which the software package or bundle is to be installed.</p> <p>For example:</p> <ul style="list-style-type: none"> • <i>/var/tmp/package-name</i>—For a software package or bundle that is being installed from a local directory on the router or switch. • <i>protocol://hostname/pathname/package-name</i>—For a software package or bundle that is to be downloaded and installed from a remote location. Replace <i>protocol</i> with one of the following: <ul style="list-style-type: none"> • ftp—File Transfer Protocol. Use <i>ftp://hostname/pathname/package-name</i>. To specify authentication credentials, use <i>ftp://<username>:<password>@hostname/pathname/package-name</i>. To have the system prompt you for the password, specify prompt in place of the password. If a password is required, and you do not specify the password or prompt, an error message is displayed. • http—Hypertext Transfer Protocol. Use <i>http://hostname/pathname/package-name</i>. To specify authentication credentials, use <i>http://<username>:<password>@hostname/pathname/package-name</i>. If a password is required and you omit it, you are prompted for it. • scp—Secure copy (available only for Canada and U.S. version).

Use **scp://hostname/pathname/package-name**. To specify authentication credentials, use

scp://<username>:<password>@hostname/pathname/package-name.



NOTE:

- The **pathname** in the protocol is the relative path to the user's home directory on the remote system and not the root directory.
- Do not use the **scp** protocol in the **request system software add** command to download and install a software package or bundle from a remote location. The previous statement does not apply to the QFabric switch. The software upgrade is handled by the MGD process which does not support **scp**.
Use the **file copy** command to copy the software package or bundle from the remote location to the **/var/tmp** directory on the hard disk:
file copy scp://source/package-name /var/tmp
Then install the software package or bundle using the **request system software add** command:
request system software add /var/tmp/package-name
- On a J Series Services Router, when you install the software from a remote location, the package is removed at the earliest opportunity in order to make room for the installation to be completed. If you copy the software to a local directory on the router and then install the new package, use the **unlink** option to achieve the same effect and allow the installation to be completed.

all— (QFabric switches only) (Optional) Install the software package on all of the QFabric components.

best-effort-load— (Optional) Activate a partial load and treat parsing errors as warnings instead of errors.

component (all | director-group | fabric | node-group name)— (QFabric switches only) (Optional) Install software package on one or all of the QFabric components.

delay-restart— (Optional) Install software package or bundle, but do not restart software processes.

director-group— (QFabric switches only) (Optional) Install software package on the Director group and Fabric managers.

fabric— (QFabric switches only) (Optional) Install software package on the Interconnect devices and Fabric controls.

force— (Optional) Force the addition of the software package or bundle (ignore warnings).

lcc *number*—(TX Matrix and TX Matrix Plus routers only) (Optional) In a routing matrix based on the TX Matrix router, install a software package or bundle on a T640 router (or line-card chassis) that is connected to the TX Matrix router. In a routing matrix based on the TX Matrix Plus router, install a software package or bundle on a T1600 router (or line-card chassis) that is connected to the TX Matrix Plus router. Replace ***number*** with a value from 0 through 3.

member *member-id*—(MX Series routers only) (Optional) Install a software package on the specified Virtual Chassis member. Replace ***member-id*** with a value of 0 or 1.

node-group *name*—(QFabric switches only) (Optional) Install software package on the server Node group or network Node group.

partition—(QFX3500 switches only) (Optional) Format and repartition the media before installation.

scc—(TX Matrix routers only) (Optional) Install a software package or bundle on a Routing Engine on a TX Matrix router (or switch-card chassis).

sfc *number*—(TX Matrix Plus routers only) (Optional) Install a software package or bundle on a Routing Engine on a TX Matrix Plus router (or switch-fabric chassis). Replace ***number*** with 0.

no-copy—(Optional) Install a software package or bundle, but do not save copies of package or bundle files.

no-validate—(Optional) When loading a software package or bundle with a different release, suppress the default behavior of the **validate** option.

re0 | re1—(Optional) On routers that support dual or redundant Routing Engines, load a software package or bundle on the Routing Engine in slot 0 (**re0**) or Routing Engine in slot 1 (**re1**).

reboot—(Optional) After adding the software package or bundle, reboot the system. On a QFabric switch, the software installation is not complete until you reboot the component for which you have installed the software.

set [*package-name package-name*]—(Mixed EX4200 and EX4500 Virtual Chassis only) (Optional) Install two software packages—a package for an EX4200 switch and the same release of the package for an EX4500 switch—to upgrade all member switches in a mixed EX4200 and EX4500 Virtual Chassis.

unlink—(Optional) On J Series Services Routers, this option ensures that the software package is removed at the earliest opportunity in order to make room for the installation to be completed. On M Series, T Series, and MX Series routers, use the **unlink** option to remove the software package from this directory after a successful upgrade is completed.

validate—(Optional) Validate the software package or bundle against the current configuration as a prerequisite to adding the software package or bundle. This is the default behavior when the software package or bundle being added is a different release.

Additional Information



NOTE: The `request system snapshot` command is currently not supported on the QFX Series. Also, you cannot add or install multiple packages on a QFabric switch.

Before upgrading the software on the router or switch, when you have a known stable system, issue the `request system snapshot` command to back up the software, including the configuration, to the `/altroot` and `/altconfig` file systems. After you have upgraded the software on the router or switch and are satisfied that the new package or bundle is successfully installed and running, issue the `request system snapshot` command again to back up the new software to the `/altroot` and `/altconfig` file systems.

After you run the `request system snapshot` command, you cannot return to the previous version of the software, because the running and backup copies of the software are identical.

If you are upgrading more than one package at the same time, delete the operating system package, `jkernl`, last. Add the operating system package, `jkernl`, first and the routing software package, `jroute`, last. If you are upgrading all packages at once, delete and add them in the following order:

```
user@host> request system software add /var/tmp/jbase
user@host> request system software add /var/tmp/jkernl
user@host> request system software add /var/tmp/jpfe
user@host> request system software add /var/tmp/jdocs
user@host> request system software add /var/tmp/jroute
user@host> request system software add /var/tmp/jcrypto
```

By default, when you issue the `request system software add package-name` command on a TX Matrix master Routing Engine, all the T640 master Routing Engines that are connected to it are upgraded to the same version of software. If you issue the same command on the TX Matrix backup Routing Engine, all the T640 backup Routing Engines that are connected to it are upgraded to the same version of software.

Likewise, when you issue the `request system software add package-name` command on a TX Matrix Plus master Routing Engine, all the T1600 master Routing Engines that are connected to it are upgraded to the same version of software. If you issue the same command on the TX Matrix Plus backup Routing Engine, all the T1600 backup Routing Engines that are connected to it are upgraded to the same version of software.

Required Privilege Level maintenance

- Related Documentation**
- [request system software delete on page 909](#)
 - [request system software rollback on page 930](#)
 - [request system storage cleanup on page 938](#)
 - Upgrading Software on a QFX3500 Switch
 - Upgrading Software on a QFX3000 QFabric Switch

List of Sample Output [request system software add validate on page 907](#)
[request system software add \(Mixed EX4200 and EX4500 Virtual Chassis\) on page 907](#)
[request system software add \(QFabric Switch\) on page 908](#)

Output Fields When you enter this command, you are provided feedback on the status of your request.

Sample Output

```
request system software add validate user@host> request system software add validate /var/tmp/jinstall-7.2R1.7-domestic-signed.tgz
Checking compatibility with configuration
Initializing...
Using jbase-7.1R2.2
Using /var/tmp/jinstall-7.2R1.7-domestic-signed.tgz
Verified jinstall-7.2R1.7-domestic.tgz signed by PackageProduction_7_2_0
Using /var/validate/tmp/jinstall-signed/jinstall-7.2R1.7-domestic.tgz
Using /var/validate/tmp/jinstall/jbundle-7.2R1.7-domestic.tgz
Checking jbundle requirements on /
Using /var/validate/tmp/jbundle/jbase-7.2R1.7.tgz
Using /var/validate/tmp/jbundle/jkernel-7.2R1.7.tgz
Using /var/validate/tmp/jbundle/jcrypto-7.2R1.7.tgz
Using /var/validate/tmp/jbundle/jpfe-7.2R1.7.tgz
Using /var/validate/tmp/jbundle/jdocs-7.2R1.7.tgz
Using /var/validate/tmp/jbundle/jroute-7.2R1.7.tgz
Validating against /config/juniper.conf.gz
mgd: commit complete
Validation succeeded
Validating against /config/rescue.conf.gz
mgd: commit complete
Validation succeeded
Installing package '/var/tmp/jinstall-7.2R1.7-domestic-signed.tgz' ...
Verified jinstall-7.2R1.7-domestic.tgz signed by PackageProduction_7_2_0
Adding jinstall...

WARNING: This package will load JUNOS 7.2R1.7 software.
WARNING: It will save JUNOS configuration files, and SSH keys
WARNING: (if configured), but erase all other files and information
WARNING: stored on this machine. It will attempt to preserve dumps
WARNING: and log files, but this can not be guaranteed. This is the
WARNING: pre-installation stage and all the software is loaded when
WARNING: you reboot the system.

Saving the config files ...
Installing the bootstrap installer ...

WARNING: A REBOOT IS REQUIRED TO LOAD THIS SOFTWARE CORRECTLY. Use the
WARNING: 'request system reboot' command when software installation is
WARNING: complete. To abort the installation, do not reboot your system,
WARNING: instead use the 'request system software delete jinstall'
WARNING: command as soon as this operation completes.

Saving package file in /var/sw/pkg/jinstall-7.2R1.7-domestic-signed.tgz ...
Saving state for rollback ...
```

Sample Output

```
request system software add (Mixed user@switch> request system software add set
[/var/tmp/jinstall-ex-4200-11.1R1.1-domestic-signed.tgz
/var/tmp/jinstall-ex-4500-11.1R1.1-domestic-signed.tgz]
```

EX4200 and EX4500 ...
Virtual Chassis)
request system user@switch> request system software add /pbdata/packages/jinstall-qfabric-11.3X30.6.rpm
software add (QFabric component all reboot
Switch) ...

request system software delete

Syntax	request system software delete <i>software-package</i> <force>
Syntax (TX Matrix Router)	request system software delete <i>software-package</i> <force> <lcc <i>number</i> scc>
Syntax (TX Matrix Plus Router)	request system software delete <i>software-package</i> <force> <lcc <i>number</i> sfc <i>number</i> >
Release Information	Command introduced before Junos OS Release 7.4. Command introduced in Junos OS Release 9.0 for EX Series switches. sfc option introduced for the TX Matrix Plus router in Junos OS Release 9.6. Command introduced in Junos OS Release 11.1 for the QFX Series.
Description	Remove a software package or bundle from the router or switch.



CAUTION: Before removing a software package or bundle, make sure that you have already placed the new software package or bundle that you intend to load onto the router or switch.

Options *software-package*—Software package or bundle name. You can delete any or all of the following software bundles or packages:

- **jbase**—(Optional) Junos base software suite
- **jcrypto**—(Optional, in domestic version only) Junos security software
- **jdocs**—(Optional) Junos online documentation file
- **jkernel**—(Optional) Junos kernel software suite
- **jpfe**—(Optional) Junos Packet Forwarding Engine support
- **jroute**—(Optional) Junos routing software suite
- **junos**—(Optional) Junos base software

force—(Optional) Ignore warnings and force removal of the software.

lcc *number*—(TX Matrix and TX Matrix Plus routers only) (Optional) On a TX Matrix router, remove an extension or upgrade package from a specific T640 router (or line-card chassis) that is connected to the TX Matrix router. On a TX Matrix Plus router, remove an extension or upgrade package from a specific T1600 router (or line-card chassis) that is connected to the TX Matrix Plus router. Replace ***number*** with a value from 0 through 3.

scc—(TX Matrix routers only) (Optional) Remove an extension or upgrade package from the TX Matrix router (or switch-card chassis).

sfc *number*—(TX Matrix Plus routers only) (Optional) Remove an extension or upgrade package from the TX Matrix Plus router (or switch-fabric chassis). Replace *number* with 0.

Additional Information Before upgrading the software on the router or switch, when you have a known stable system, issue the **request system snapshot** command to back up the software, including the configuration, to the **/altroot** and **/altconfig** file systems. After you have upgraded the software on the router or switch and are satisfied that the new packages are successfully installed and running, issue the **request system snapshot** command again to back up the new software to the **/altroot** and **/altconfig** file systems. After you run the **request system snapshot** command, you cannot return to the previous version of the software, because the running and backup copies of the software are identical.

Required Privilege Level maintenance

Related Documentation

- [request system software add on page 902](#)
- [request system software rollback on page 930](#)
- [request system software validate on page 933](#)

List of Sample Output [request system software delete jdocs on page 910](#)

Output Fields When you enter this command, you are provided feedback on the status of your request.

Sample Output

request system software delete jdocs The following example displays the system software packages before and after the **jdocs** package is deleted through the **request system software delete** command:

```
user@host> show system software
Information for jbase:

Comment:
JUNOS Base OS Software Suite [7.2R1.7]

Information for jcrypto:

Comment:
JUNOS Crypto Software Suite [7.2R1.7]

Information for jdocs:

Comment:
JUNOS Online Documentation [7.2R1.7]

Information for jkernel:
```

```
Comment:
JUNOS Kernel Software Suite [7.2R1.7]

...

user@host> request system software delete jdocs
Removing package 'jdocs' ...

user@host> show system software
Information for jbase:

Comment:
JUNOS Base OS Software Suite [7.2R1.7]

Information for jcrypto:

Comment:
JUNOS Crypto Software Suite [7.2R1.7]

Information for jkernel:

Comment:
JUNOS Kernel Software Suite [7.2R1.7]

...
```

request system software delete-backup

Syntax	request system software delete-backup
Release Information	Command introduced before Junos OS Release 7.4.
Description	(J Series router only) Delete the backup Junos OS file (if it exists) to free up CompactFlash card space. After running this command, you can no longer use the request system software rollback command to revert to the earlier version of the Junos OS.
Options	This command has no options.
Required Privilege Level	maintenance
List of Sample Output	request system software delete-backup on page 912
Output Fields	When you enter this command, you are provided feedback on the status of your request.

Sample Output

request system	user@host> request system software delete-backup
software	Delete backup system software package [yes,no] (no) yes
delete-backup	

request system software in-service-upgrade

Syntax	request system software in-service-upgrade <i>package-name</i> <no-old-master-upgrade> <reboot>
Release Information	Command introduced in Junos OS Release 9.0.
Description	Perform a unified in-service software upgrade (ISSU). A unified ISSU enables you to upgrade from one Junos OS Release to another with no disruption on the control plane and with minimal disruption of traffic. A unified ISSU is only supported by dual Routing Engine platforms. In addition, graceful Routing Engine switchover (GRES) and nonstop active routing (NSR) must be enabled.
Options	<p><i>package-name</i>—Location from which the software package or bundle is to be installed. For example:</p> <ul style="list-style-type: none"> • <i>/var/tmp/package-name</i>—For a software package or bundle that is being installed from a local directory on the router. • <i>protocol://hostname/pathname/package-name</i>—For a software package or bundle that is to be downloaded and installed from a remote location. Replace <i>protocol</i> with one of the following: <ul style="list-style-type: none"> • ftp—File Transfer Protocol • http—Hypertext Transfer Protocol • scp—Secure copy (available only for Canada and U.S. version) <p>no-old-master-upgrade—(Optional) When the no-old-master-upgrade option is included, after the backup Routing Engine is rebooted with the new software package and a switchover occurs to make it the new master Routing Engine, the former master (new backup) Routing Engine will not be upgraded to the new software. In this case, you must manually upgrade the former master (new backup) Routing Engine. If you do not include the no-old-master-upgrade option, the system will automatically upgrade the former master Routing Engine.</p> <p>reboot—(Optional) When the reboot option is included, the former master (new backup) Routing Engine is automatically rebooted after being upgraded to the new software. When the reboot option is not included, you must manually reboot the former master (new backup) Routing Engine using the request system reboot command.</p>
Additional Information	<p>The following conditions apply to unified ISSUs:</p> <ul style="list-style-type: none"> • Unified ISSUs are supported on M120 and M320 routers, MX Series routers, T320 routers, and T640 routers only. • Unsupported PICs are restarted during a unified ISSU. For information about supported PICs, see the Junos OS High Availability Configuration Guide.

- Unsupported protocols will experience packet loss during a unified ISSU. For information about supported protocols, see the [Junos OS High Availability Configuration Guide](#).
- During a unified ISSU, you cannot bring any PICs online or offline.

For more information, see the [Junos OS High Availability Configuration Guide](#).

Required Privilege Level

view

Related Documentation

- [request system software abort on page 899](#)
- [show chassis in-service-upgrade on page 565](#)

List of Sample Output [request system software-in-service upgrade reboot on page 914](#)

Output Fields When you enter this command, you are provided feedback on the status of your request.

Sample Output

```
request system      {master}
software-in-service
upgrade reboot      user@host> request system software in-service-upgrade
                   /var/tmp/jinstall-9.0-20080114.2-domestic-signed.tgz reboot
                   ISSU: Validating Image
                   PIC 0/3 will be offlined (In-Service-Upgrade not supported)
                   Do you want to continue with these actions being taken ? [yes,no] (no) yes

                   ISSU: Preparing Backup RE
                   Pushing bundle to re1
                   Checking compatibility with configuration
                   Initializing...
                   Using jbase-9.0-20080114.2
                   Verified manifest signed by PackageProduction_9_0_0
                   Using /var/tmp/jinstall-9.0-20080114.2-domestic-signed.tgz
                   Verified jinstall-9.0-20080114.2-domestic.tgz signed by PackageProduction_9_0_0
                   Using jinstall-9.0-20080114.2-domestic.tgz
                   Using jbundle-9.0-20080114.2-domestic.tgz
                   Checking jbundle requirements on /
                   Using jbase-9.0-20080114.2.tgz
                   Verified manifest signed by PackageProduction_9_0_0
                   Using jkernel-9.0-20080114.2.tgz
                   Verified manifest signed by PackageProduction_9_0_0
                   Using jcrypto-9.0-20080114.2.tgz
                   Verified manifest signed by PackageProduction_9_0_0
                   Using jpfe-9.0-20080114.2.tgz
                   Using jdocs-9.0-20080114.2.tgz
                   Verified manifest signed by PackageProduction_9_0_0
                   Using jroute-9.0-20080114.2.tgz
                   Verified manifest signed by PackageProduction_9_0_0
                   Hardware Database regeneration succeeded
                   Validating against /config/juniper.conf.gz
                   mgd: commit complete
                   Validation succeeded
                   Installing package '/var/tmp/jinstall-9.0-20080114.2-domestic-signed.tgz' ...
                   Verified jinstall-9.0-20080114.2-domestic.tgz signed by PackageProduction_9_0_0
                   Adding jinstall...
                   Verified manifest signed by PackageProduction_9_0_0
```



```

WARNING: This package will load JUNOS 9.0-20080114.2 software.
WARNING: It will save JUNOS configuration files, and SSH keys
WARNING: (if configured), but erase all other files and information
WARNING: stored on this machine. It will attempt to preserve dumps
WARNING: and log files, but this can not be guaranteed. This is the
WARNING: pre-installation stage and all the software is loaded when
WARNING: you reboot the system.

```

```

Saving the config files ...
NOTICE: uncommitted changes have been saved in
/var/db/config/juniper.conf.pre-install
Installing the bootstrap installer ...

```

```

WARNING: A REBOOT IS REQUIRED TO LOAD THIS SOFTWARE CORRECTLY. Use the
WARNING: 'request system reboot' command when software installation is
WARNING: complete. To abort the installation, do not reboot your system,
WARNING: instead use the 'request system software delete jinstall'
WARNING: command as soon as this operation completes.

```

```

Saving package file in /var/sw/pkg/jinstall-9.0-20080114.2-domestic-signed.tgz
...
Saving state for rollback ...
Backup upgrade done
Rebooting Backup RE

```

```

Rebooting re1
ISSU: Backup RE Prepare Done
Waiting for Backup RE reboot
GRES operational
Initiating Chassis In-Service-Upgrade
Chassis ISSU started
ISSU: Backup RE Prepare Done
ISSU: Preparing Daemons
ISSU: Daemons Ready for ISSU
ISSU: Starting Upgrade for FRUs
ISSU: Preparing for Switchover
ISSU: Ready for Switchover
Checking In-Service-Upgrade status

```

Item	Status	Reason
FPC 0	Online (ISSU)	
FPC 1	Online (ISSU)	
FPC 2	Online (ISSU)	
FPC 6	Online (ISSU)	
FPC 7	Online (ISSU)	

```

Resolving mastership...
Complete. The other routing engine becomes the master.
ISSU: RE switchover Done
ISSU: Upgrading Old Master RE
Installing package '/var/tmp/paKEuy' ...
Verified jinstall-9.0-20080114.2-domestic.tgz signed by PackageProduction_9_0_0
Adding jinstall...
Verified manifest signed by PackageProduction_9_0_0

```

```

WARNING: This package will load JUNOS 9.0-20080114.2 software.
WARNING: It will save JUNOS configuration files, and SSH keys
WARNING: (if configured), but erase all other files and information
WARNING: stored on this machine. It will attempt to preserve dumps
WARNING: and log files, but this can not be guaranteed. This is the
WARNING: pre-installation stage and all the software is loaded when
WARNING: you reboot the system.

```

```
Saving the config files ...
NOTICE: uncommitted changes have been saved in
/var/db/config/juniper.conf.pre-install
Installing the bootstrap installer ...

WARNING:  A REBOOT IS REQUIRED TO LOAD THIS SOFTWARE CORRECTLY. Use the
WARNING:  'request system reboot' command when software installation is
WARNING:  complete. To abort the installation, do not reboot your system,
WARNING:  instead use the 'request system software delete jinstall'
WARNING:  command as soon as this operation completes.

Saving package file in /var/sw/pkg/jinstall-9.0-20080114.2-domestic-signed.tgz
...
cp: /var/tmp/paKEuy is a directory (not copied).
Saving state for rollback ...
ISSU: Old Master Upgrade Done
ISSU: IDLE
Shutdown NOW!
Reboot consistency check bypassed - jinstall 9.0-20080114.2 will complete
installation upon reboot
[pid 30227]

*** FINAL System shutdown message from root@host ***

System going down IMMEDIATELY

Connection to host closed.
```

request system software in-service-upgrade (MX Series 3D Universal Edge Routers)

Syntax request system software in-service-upgrade *package-name*
 <no-copy>
 <no-old-master-upgrade>
 <reboot>
 <unlink>

Release Information Command introduced in Junos OS Release 11.2.

Description Perform a unified in-service software upgrade (unified ISSU). Unified ISSU enables you to upgrade from one Junos OS release to another with no disruption on the control plane and with minimal disruption of traffic. Unified ISSU is supported only by dual Routing Engine platforms. In addition, graceful Routing Engine switchover (GRES) and nonstop active routing (NSR) must be enabled.

Options *package-name*—Location from which the software package or bundle is to be installed. For example:

- */var/tmp/package-name*— For a software package or bundle that is being installed from a local directory on the router.
- *protocol://hostname/pathname/package-name*—For a software package or bundle that is to be downloaded and installed from a remote location. Replace *protocol* with one of the following:
 - **ftp**—File Transfer Protocol
 - **http**—Hypertext Transfer Protocol
 - **scp**—Secure copy (available only for Canada and U.S. version)

no-copy—(Optional) When the **no-copy** option is included, copies of package files are not saved on the Packet Forwarding Engine.

no-old-master-upgrade—(Optional) When the **no-old-master-upgrade** option is included, after the backup Routing Engine is rebooted with the new software package and a switchover occurs to make it the new master Routing Engine, the former master (new backup) Routing Engine is not upgraded to the new software. In this case, you must manually upgrade the former master (new backup) Routing Engine. If you do not include the **no-old-master-upgrade** option, the system automatically upgrades the former master Routing Engine.

reboot—(Optional) When the **reboot** option is included, the former master (new backup) Routing Engine is automatically rebooted after being upgraded to the new software. When the **reboot** option is not included, you must manually reboot the former master (new backup) Routing Engine using the **request system reboot** command.

unlink—(Optional) When the **unlink** option is included, the package is removed after a successful installation.

Additional Information	<p>The following conditions apply to unified ISSUs:</p> <ul style="list-style-type: none"> Unified ISSUs are supported on MX Series 3D Universal Edge Routers. Unsupported PICs are restarted during a unified ISSU. For information about supported PICs, see the Junos OS High Availability Configuration Guide. Unsupported protocols will experience packet loss during a unified ISSU. For information about supported protocols, see the Junos OS High Availability Configuration Guide. During a unified ISSU, you cannot bring any PICs online or offline. <p>For more information, see the Junos OS High Availability Configuration Guide.</p>
Required Privilege Level	view
Related Documentation	<ul style="list-style-type: none"> request system software abort on page 899 show chassis in-service-upgrade on page 565
List of Sample Output	request system software in-service-upgrade reboot on page 918
Output Fields	When you enter this command, you are provided feedback about the status of your request.

Sample Output

```

request system {master}
software
in-service-upgrade
reboot
user@host> request system software in-service-upgrade
/var/tmp/jinstall-11.2B2.1-domestic-signed.tgz reboot
Chassis ISSU Check Done
ISSU: Validating Image
Checking compatibility with configuration
Initializing...
Using jbase-11.2B1.5
Verified manifest signed by PackageProduction_11_2_0
Verified jbase-11.2B1.5 signed by PackageProduction_11_2_0
Using /var/tmp/jinstall-11.2B2.1-domestic-signed.tgz
Verified jinstall-11.2B2.1-domestic.tgz signed by PackageProduction_11_2_0
Using jinstall-11.2B2.1-domestic.tgz
Using jbundle-11.2B2.1-domestic.tgz
Checking jbundle requirements on /
Using jbase-11.2B2.1.tgz
Verified manifest signed by PackageProduction_11_2_0
Verified jbase-11.2B2.1 signed by PackageProduction_11_2_0
Using /var/validate/chroot/tmp/jbundle/jboot-11.2B2.1.tgz
Using jcrypto-11.2B2.1.tgz
Verified manifest signed by PackageProduction_11_2_0
Verified jcrypto-11.2B2.1 signed by PackageProduction_11_2_0
Using jdocs-11.2B2.1.tgz
Verified manifest signed by PackageProduction_11_2_0
Verified jdocs-11.2B2.1 signed by PackageProduction_11_2_0
Using jkernel-11.2B2.1.tgz
Verified manifest signed by PackageProduction_11_2_0
Verified jkernel-11.2B2.1 signed by PackageProduction_11_2_0
Using jpfe-11.2B2.1.tgz

```

```

Using jroute-11.2B2.1.tgz
Verified manifest signed by PackageProduction_11_2_0
Verified jroute-11.2B2.1 signed by PackageProduction_11_2_0
Using jruntime-11.2B2.1.tgz
Verified manifest signed by PackageProduction_11_2_0
Verified jruntime-11.2B2.1 signed by PackageProduction_11_2_0
Using jservices-11.2B2.1.tgz
Auto-deleting old jservices-voice ...
Removing /opt/sdk/service-packages/jservices-voice ...
Removing jservices-voice-bsg-11.2B1.5.tgz from /var/sw/pkg ...
Notifying mspd ...
Installing new jservices-voice ...
Verified jservices-voice-bsg-11.2B2.1.tgz signed by PackageProduction_11_2_0
Creating /var/sw/pkg ...
Creating /opt/sdk/service-packages/jservices-voice ...
Storing jservices-voice-bsg-11.2B2.1.tgz in /var/sw/pkg ...
Link: /opt/sdk/service-packages/jservices-voice/jservices-voice-bsg ->
/var/sw/pkg/jservices-voice-bsg-11.2B2.1.tgz...
Auto-deleting old jservices-bgf ...
Removing /opt/sdk/service-packages/jservices-bgf ...
Removing jservices-bgf-pic-11.2B1.5.tgz from /var/sw/pkg ...
Notifying mspd ...
Installing new jservices-bgf ...
Verified jservices-bgf-pic-11.2B2.1.tgz signed by PackageProduction_11_2_0
Creating /opt/sdk/service-packages/jservices-bgf ...
Storing jservices-bgf-pic-11.2B2.1.tgz in /var/sw/pkg ...
Link: /opt/sdk/service-packages/jservices-bgf/jservices-bgf-pic ->
/var/sw/pkg/jservices-bgf-pic-11.2B2.1.tgz...
Auto-deleting old jservices-aac1 ...
Removing /opt/sdk/service-packages/jservices-aac1 ...
Removing jservices-aac1-pic-11.2B1.5.tgz from /var/sw/pkg ...
Notifying mspd ...
Installing new jservices-aac1 ...
Verified jservices-aac1-pic-11.2B2.1.tgz signed by PackageProduction_11_2_0
Creating /opt/sdk/service-packages/jservices-aac1 ...
Storing jservices-aac1-pic-11.2B2.1.tgz in /var/sw/pkg ...
Link: /opt/sdk/service-packages/jservices-aac1/jservices-aac1-pic ->
/var/sw/pkg/jservices-aac1-pic-11.2B2.1.tgz...
Auto-deleting old jservices-llpdf ...
Removing /opt/sdk/service-packages/jservices-llpdf ...
Removing jservices-llpdf-pic-11.2B1.5.tgz from /var/sw/pkg ...
Notifying mspd ...
Installing new jservices-llpdf ...
Verified jservices-llpdf-pic-11.2B2.1.tgz signed by PackageProduction_11_2_0
Creating /opt/sdk/service-packages/jservices-llpdf ...
Storing jservices-llpdf-pic-11.2B2.1.tgz in /var/sw/pkg ...
Link: /opt/sdk/service-packages/jservices-llpdf/jservices-llpdf-pic ->
/var/sw/pkg/jservices-llpdf-pic-11.2B2.1.tgz...
Auto-deleting old jservices-ptsp ...
Removing /opt/sdk/service-packages/jservices-ptsp ...
Removing jservices-ptsp-pic-11.2B1.5.tgz from /var/sw/pkg ...
Notifying mspd ...
Installing new jservices-ptsp ...
Verified jservices-ptsp-pic-11.2B2.1.tgz signed by PackageProduction_11_2_0
Creating /opt/sdk/service-packages/jservices-ptsp ...
Storing jservices-ptsp-pic-11.2B2.1.tgz in /var/sw/pkg ...
Link: /opt/sdk/service-packages/jservices-ptsp/jservices-ptsp-pic ->
/var/sw/pkg/jservices-ptsp-pic-11.2B2.1.tgz...
Auto-deleting old jservices-sfw ...
Removing /opt/sdk/service-packages/jservices-sfw ...
Removing jservices-sfw-pic-11.2B1.5.tgz from /var/sw/pkg ...

```

```
Notifying mspd ...
Installing new jservices-sfw ...
Verified jservices-sfw-pic-11.2B2.1.tgz signed by PackageProduction_11_2_0
Creating /opt/sdk/service-packages/jservices-sfw ...
Storing jservices-sfw-pic-11.2B2.1.tgz in /var/sw/pkg ...
Link: /opt/sdk/service-packages/jservices-sfw/jservices-sfw-pic ->
/var/sw/pkg/jservices-sfw-pic-11.2B2.1.tgz...
Auto-deleting old jservices-nat ...
Removing /opt/sdk/service-packages/jservices-nat ...
Removing jservices-nat-pic-11.2B1.5.tgz from /var/sw/pkg ...
Notifying mspd ...
Installing new jservices-nat ...
Verified jservices-nat-pic-11.2B2.1.tgz signed by PackageProduction_11_2_0
Creating /opt/sdk/service-packages/jservices-nat ...
Storing jservices-nat-pic-11.2B2.1.tgz in /var/sw/pkg ...
Link: /opt/sdk/service-packages/jservices-nat/jservices-nat-pic ->
/var/sw/pkg/jservices-nat-pic-11.2B2.1.tgz...
Auto-deleting old jservices-alg ...
Removing /opt/sdk/service-packages/jservices-alg ...
Removing jservices-alg-pic-11.2B1.5.tgz from /var/sw/pkg ...
Notifying mspd ...
Installing new jservices-alg ...
Verified jservices-alg-pic-11.2B2.1.tgz signed by PackageProduction_11_2_0
Creating /opt/sdk/service-packages/jservices-alg ...
Storing jservices-alg-pic-11.2B2.1.tgz in /var/sw/pkg ...
Link: /opt/sdk/service-packages/jservices-alg/jservices-alg-pic ->
/var/sw/pkg/jservices-alg-pic-11.2B2.1.tgz...
Auto-deleting old jservices-cpcd ...
Removing /opt/sdk/service-packages/jservices-cpcd ...
Removing jservices-cpcd-pic-11.2B1.5.tgz from /var/sw/pkg ...
Notifying mspd ...
Installing new jservices-cpcd ...
Verified jservices-cpcd-pic-11.2B2.1.tgz signed by PackageProduction_11_2_0
Creating /opt/sdk/service-packages/jservices-cpcd ...
Storing jservices-cpcd-pic-11.2B2.1.tgz in /var/sw/pkg ...
Link: /opt/sdk/service-packages/jservices-cpcd/jservices-cpcd-pic ->
/var/sw/pkg/jservices-cpcd-pic-11.2B2.1.tgz...
Auto-deleting old jservices-rpm ...
Removing /opt/sdk/service-packages/jservices-rpm ...
Removing jservices-rpm-pic-11.2B1.5.tgz from /var/sw/pkg ...
Notifying mspd ...
Installing new jservices-rpm ...
Verified jservices-rpm-pic-11.2B2.1.tgz signed by PackageProduction_11_2_0
Creating /opt/sdk/service-packages/jservices-rpm ...
Storing jservices-rpm-pic-11.2B2.1.tgz in /var/sw/pkg ...
Link: /opt/sdk/service-packages/jservices-rpm/jservices-rpm-pic ->
/var/sw/pkg/jservices-rpm-pic-11.2B2.1.tgz...
Auto-deleting old jservices-hcm ...
Removing /opt/sdk/service-packages/jservices-hcm ...
Removing jservices-hcm-pic-11.2B1.5.tgz from /var/sw/pkg ...
Notifying mspd ...
Installing new jservices-hcm ...
Verified jservices-hcm-pic-11.2B2.1.tgz signed by PackageProduction_11_2_0
Creating /opt/sdk/service-packages/jservices-hcm ...
Storing jservices-hcm-pic-11.2B2.1.tgz in /var/sw/pkg ...
Link: /opt/sdk/service-packages/jservices-hcm/jservices-hcm-pic ->
/var/sw/pkg/jservices-hcm-pic-11.2B2.1.tgz...
Auto-deleting old jservices-appid ...
Removing /opt/sdk/service-packages/jservices-appid ...
Removing jservices-appid-pic-11.2B1.5.tgz from /var/sw/pkg ...
Notifying mspd ...
```

```

Installing new jservices-appid ...
Verified jservices-appid-pic-11.2B2.1.tgz signed by PackageProduction_11_2_0
Creating /opt/sdk/service-packages/jservices-appid ...
Storing jservices-appid-pic-11.2B2.1.tgz in /var/sw/pkg ...
Link: /opt/sdk/service-packages/jservices-appid/jservices-appid-pic ->
/var/sw/pkg/jservices-appid-pic-11.2B2.1.tgz...
Auto-deleting old jservices-idp ...
Removing /opt/sdk/service-packages/jservices-idp ...
Removing jservices-idp-pic-11.2B1.5.tgz from /var/sw/pkg ...
Notifying mspd ...
Installing new jservices-idp ...
Verified jservices-idp-pic-11.2B2.1.tgz signed by PackageProduction_11_2_0
Creating /opt/sdk/service-packages/jservices-idp ...
Storing jservices-idp-pic-11.2B2.1.tgz in /var/sw/pkg ...
Link: /opt/sdk/service-packages/jservices-idp/jservices-idp-pic ->
/var/sw/pkg/jservices-idp-pic-11.2B2.1.tgz...
Using jservices-crypto-11.2B2.1.tgz
Auto-deleting old jservices-crypto-base ...
Removing /opt/sdk/service-packages/jservices-crypto-base ...
Removing jservices-crypto-base-pic-11.2B1.5.tgz from /var/sw/pkg ...
Notifying mspd ...
Installing new jservices-crypto-base ...
Verified jservices-crypto-base-pic-11.2B2.1.tgz signed by PackageProduction_11_2_0
Creating /opt/sdk/service-packages/jservices-crypto-base ...
Storing jservices-crypto-base-pic-11.2B2.1.tgz in /var/sw/pkg ...
Link: /opt/sdk/service-packages/jservices-crypto-base/jservices-crypto-base-pic
-> /var/sw/pkg/jservices-crypto-base-pic-11.2B2.1.tgz...
Auto-deleting old jservices-ssl ...
Removing /opt/sdk/service-packages/jservices-ssl ...
Removing jservices-ssl-pic-11.2B1.5.tgz from /var/sw/pkg ...
Notifying mspd ...
Installing new jservices-ssl ...
Verified jservices-ssl-pic-11.2B2.1.tgz signed by PackageProduction_11_2_0
Creating /opt/sdk/service-packages/jservices-ssl ...
Storing jservices-ssl-pic-11.2B2.1.tgz in /var/sw/pkg ...
Link: /opt/sdk/service-packages/jservices-ssl/jservices-ssl-pic ->
/var/sw/pkg/jservices-ssl-pic-11.2B2.1.tgz...
Hardware Database regeneration succeeded
Validating against /config/juniper.conf.gz
mgd: commit complete
Validation succeeded
ISSU: Preparing Backup RE
Pushing bundle to rel
NOTICE: Validating configuration against jinstall-11.2B2.1-domestic-signed.tgz.
NOTICE: Use the 'no-validate' option to skip this if desired.
Checking compatibility with configuration
Initializing...
Using jbase-11.2B1.5
Verified manifest signed by PackageProduction_11_2_0
Verified jbase-11.2B1.5 signed by PackageProduction_11_2_0
Using /var/tmp/jinstall-11.2B2.1-domestic-signed.tgz
Verified jinstall-11.2B2.1-domestic.tgz signed by PackageProduction_11_2_0
Using jinstall-11.2B2.1-domestic.tgz
Using jbundle-11.2B2.1-domestic.tgz
Checking jbundle requirements on /
Using jbase-11.2B2.1.tgz
Verified manifest signed by PackageProduction_11_2_0
Verified jbase-11.2B2.1 signed by PackageProduction_11_2_0
Using /var/validate/chroot/tmp/jbundle/jboot-11.2B2.1.tgz
Using jcrypto-11.2B2.1.tgz
Verified manifest signed by PackageProduction_11_2_0

```

```
Verified jcrypto-11.2B2.1 signed by PackageProduction_11_2_0
Using jdocs-11.2B2.1.tgz
Verified manifest signed by PackageProduction_11_2_0
Verified jdocs-11.2B2.1 signed by PackageProduction_11_2_0
Using jkernel-11.2B2.1.tgz
Verified manifest signed by PackageProduction_11_2_0
Verified jkernel-11.2B2.1 signed by PackageProduction_11_2_0
Using jpfe-11.2B2.1.tgz
Using jroute-11.2B2.1.tgz
Verified manifest signed by PackageProduction_11_2_0
Verified jroute-11.2B2.1 signed by PackageProduction_11_2_0
Using jruntime-11.2B2.1.tgz
Verified manifest signed by PackageProduction_11_2_0
Verified jruntime-11.2B2.1 signed by PackageProduction_11_2_0
Using jservices-11.2B2.1.tgz
Auto-deleting old jservices-voice ...
Removing /opt/sdk/service-packages/jservices-voice ...
Removing jservices-voice-bsg-11.2B1.5.tgz from /var/sw/pkg ...
Notifying mspd ...
Installing new jservices-voice ...
Verified jservices-voice-bsg-11.2B2.1.tgz signed by PackageProduction_11_2_0
Creating /var/sw/pkg ...
Creating /opt/sdk/service-packages/jservices-voice ...
Storing jservices-voice-bsg-11.2B2.1.tgz in /var/sw/pkg ...
Link: /opt/sdk/service-packages/jservices-voice/jservices-voice-bsg ->
/var/sw/pkg/jservices-voice-bsg-11.2B2.1.tgz...
Auto-deleting old jservices-bgf ...
Removing /opt/sdk/service-packages/jservices-bgf ...
Removing jservices-bgf-pic-11.2B1.5.tgz from /var/sw/pkg ...
Notifying mspd ...
Installing new jservices-bgf ...
Verified jservices-bgf-pic-11.2B2.1.tgz signed by PackageProduction_11_2_0
Creating /opt/sdk/service-packages/jservices-bgf ...
Storing jservices-bgf-pic-11.2B2.1.tgz in /var/sw/pkg ...
Link: /opt/sdk/service-packages/jservices-bgf/jservices-bgf-pic ->
/var/sw/pkg/jservices-bgf-pic-11.2B2.1.tgz...
Auto-deleting old jservices-aacl ...
Removing /opt/sdk/service-packages/jservices-aacl ...
Removing jservices-aacl-pic-11.2B1.5.tgz from /var/sw/pkg ...
Notifying mspd ...
Installing new jservices-aacl ...
Verified jservices-aacl-pic-11.2B2.1.tgz signed by PackageProduction_11_2_0
Creating /opt/sdk/service-packages/jservices-aacl ...
Storing jservices-aacl-pic-11.2B2.1.tgz in /var/sw/pkg ...
Link: /opt/sdk/service-packages/jservices-aacl/jservices-aacl-pic ->
/var/sw/pkg/jservices-aacl-pic-11.2B2.1.tgz...
Auto-deleting old jservices-llpdf ...
Removing /opt/sdk/service-packages/jservices-llpdf ...
Removing jservices-llpdf-pic-11.2B1.5.tgz from /var/sw/pkg ...
Notifying mspd ...
Installing new jservices-llpdf ...
Verified jservices-llpdf-pic-11.2B2.1.tgz signed by PackageProduction_11_2_0
Creating /opt/sdk/service-packages/jservices-llpdf ...
Storing jservices-llpdf-pic-11.2B2.1.tgz in /var/sw/pkg ...
Link: /opt/sdk/service-packages/jservices-llpdf/jservices-llpdf-pic ->
/var/sw/pkg/jservices-llpdf-pic-11.2B2.1.tgz...
Auto-deleting old jservices-ptsp ...
Removing /opt/sdk/service-packages/jservices-ptsp ...
Removing jservices-ptsp-pic-11.2B1.5.tgz from /var/sw/pkg ...
Notifying mspd ...
Installing new jservices-ptsp ...
```



```

Verified jservices-ptsp-pic-11.2B2.1.tgz signed by PackageProduction_11_2_0
Creating /opt/sdk/service-packages/jservices-ptsp ...
Storing jservices-ptsp-pic-11.2B2.1.tgz in /var/sw/pkg ...
Link: /opt/sdk/service-packages/jservices-ptsp/jservices-ptsp-pic ->
/var/sw/pkg/jservices-ptsp-pic-11.2B2.1.tgz...
Auto-deleting old jservices-sfw ...
Removing /opt/sdk/service-packages/jservices-sfw ...
Removing jservices-sfw-pic-11.2B1.5.tgz from /var/sw/pkg ...
Notifying mspd ...
Installing new jservices-sfw ...
Verified jservices-sfw-pic-11.2B2.1.tgz signed by PackageProduction_11_2_0
Creating /opt/sdk/service-packages/jservices-sfw ...
Storing jservices-sfw-pic-11.2B2.1.tgz in /var/sw/pkg ...
Link: /opt/sdk/service-packages/jservices-sfw/jservices-sfw-pic ->
/var/sw/pkg/jservices-sfw-pic-11.2B2.1.tgz...
Auto-deleting old jservices-nat ...
Removing /opt/sdk/service-packages/jservices-nat ...
Removing jservices-nat-pic-11.2B1.5.tgz from /var/sw/pkg ...
Notifying mspd ...
Installing new jservices-nat ...
Verified jservices-nat-pic-11.2B2.1.tgz signed by PackageProduction_11_2_0
Creating /opt/sdk/service-packages/jservices-nat ...
Storing jservices-nat-pic-11.2B2.1.tgz in /var/sw/pkg ...
Link: /opt/sdk/service-packages/jservices-nat/jservices-nat-pic ->
/var/sw/pkg/jservices-nat-pic-11.2B2.1.tgz...
Auto-deleting old jservices-alg ...
Removing /opt/sdk/service-packages/jservices-alg ...
Removing jservices-alg-pic-11.2B1.5.tgz from /var/sw/pkg ...
Notifying mspd ...
Installing new jservices-alg ...
Verified jservices-alg-pic-11.2B2.1.tgz signed by PackageProduction_11_2_0
Creating /opt/sdk/service-packages/jservices-alg ...
Storing jservices-alg-pic-11.2B2.1.tgz in /var/sw/pkg ...
Link: /opt/sdk/service-packages/jservices-alg/jservices-alg-pic ->
/var/sw/pkg/jservices-alg-pic-11.2B2.1.tgz...
Auto-deleting old jservices-cpcd ...
Removing /opt/sdk/service-packages/jservices-cpcd ...
Removing jservices-cpcd-pic-11.2B1.5.tgz from /var/sw/pkg ...
Notifying mspd ...
Installing new jservices-cpcd ...
Verified jservices-cpcd-pic-11.2B2.1.tgz signed by PackageProduction_11_2_0
Creating /opt/sdk/service-packages/jservices-cpcd ...
Storing jservices-cpcd-pic-11.2B2.1.tgz in /var/sw/pkg ...
Link: /opt/sdk/service-packages/jservices-cpcd/jservices-cpcd-pic ->
/var/sw/pkg/jservices-cpcd-pic-11.2B2.1.tgz...
Auto-deleting old jservices-rpm ...
Removing /opt/sdk/service-packages/jservices-rpm ...
Removing jservices-rpm-pic-11.2B1.5.tgz from /var/sw/pkg ...
Notifying mspd ...
Installing new jservices-rpm ...
Verified jservices-rpm-pic-11.2B2.1.tgz signed by PackageProduction_11_2_0
Creating /opt/sdk/service-packages/jservices-rpm ...
Storing jservices-rpm-pic-11.2B2.1.tgz in /var/sw/pkg ...
Link: /opt/sdk/service-packages/jservices-rpm/jservices-rpm-pic ->
/var/sw/pkg/jservices-rpm-pic-11.2B2.1.tgz...
Auto-deleting old jservices-hcm ...
Removing /opt/sdk/service-packages/jservices-hcm ...
Removing jservices-hcm-pic-11.2B1.5.tgz from /var/sw/pkg ...
Notifying mspd ...
Installing new jservices-hcm ...
Verified jservices-hcm-pic-11.2B2.1.tgz signed by PackageProduction_11_2_0

```

```

Creating /opt/sdk/service-packages/jservices-hcm ...
Storing jservices-hcm-pic-11.2B2.1.tgz in /var/sw/pkg ...
Link: /opt/sdk/service-packages/jservices-hcm/jservices-hcm-pic ->
/var/sw/pkg/jservices-hcm-pic-11.2B2.1.tgz...
Auto-deleting old jservices-appid ...
Removing /opt/sdk/service-packages/jservices-appid ...
Removing jservices-appid-pic-11.2B1.5.tgz from /var/sw/pkg ...
Notifying mspd ...
Installing new jservices-appid ...
Verified jservices-appid-pic-11.2B2.1.tgz signed by PackageProduction_11_2_0
Creating /opt/sdk/service-packages/jservices-appid ...
Storing jservices-appid-pic-11.2B2.1.tgz in /var/sw/pkg ...
Link: /opt/sdk/service-packages/jservices-appid/jservices-appid-pic ->
/var/sw/pkg/jservices-appid-pic-11.2B2.1.tgz...
Auto-deleting old jservices-idp ...
Removing /opt/sdk/service-packages/jservices-idp ...
Removing jservices-idp-pic-11.2B1.5.tgz from /var/sw/pkg ...
Notifying mspd ...
Installing new jservices-idp ...
Verified jservices-idp-pic-11.2B2.1.tgz signed by PackageProduction_11_2_0
Creating /opt/sdk/service-packages/jservices-idp ...
Storing jservices-idp-pic-11.2B2.1.tgz in /var/sw/pkg ...
Link: /opt/sdk/service-packages/jservices-idp/jservices-idp-pic ->
/var/sw/pkg/jservices-idp-pic-11.2B2.1.tgz...
Using jservices-crypto-11.2B2.1.tgz
Auto-deleting old jservices-crypto-base ...
Removing /opt/sdk/service-packages/jservices-crypto-base ...
Removing jservices-crypto-base-pic-11.2B1.5.tgz from /var/sw/pkg ...
Notifying mspd ...
Installing new jservices-crypto-base ...
Verified jservices-crypto-base-pic-11.2B2.1.tgz signed by PackageProduction_11_2_0
Creating /opt/sdk/service-packages/jservices-crypto-base ...
Storing jservices-crypto-base-pic-11.2B2.1.tgz in /var/sw/pkg ...
Link: /opt/sdk/service-packages/jservices-crypto-base/jservices-crypto-base-pic
-> /var/sw/pkg/jservices-crypto-base-pic-11.2B2.1.tgz...
Auto-deleting old jservices-ssl ...
Removing /opt/sdk/service-packages/jservices-ssl ...
Removing jservices-ssl-pic-11.2B1.5.tgz from /var/sw/pkg ...
Notifying mspd ...
Installing new jservices-ssl ...
Verified jservices-ssl-pic-11.2B2.1.tgz signed by PackageProduction_11_2_0
Creating /opt/sdk/service-packages/jservices-ssl ...
Storing jservices-ssl-pic-11.2B2.1.tgz in /var/sw/pkg ...
Link: /opt/sdk/service-packages/jservices-ssl/jservices-ssl-pic ->
/var/sw/pkg/jservices-ssl-pic-11.2B2.1.tgz...
Hardware Database regeneration succeeded
Validating against /config/juniper.conf.gz
mgd: commit complete
Validation succeeded
Installing package '/var/tmp/jinstall-11.2B2.1-domestic-signed.tgz' ...
Verified jinstall-11.2B2.1-domestic.tgz signed by PackageProduction_11_2_0
Adding jinstall...
Verified manifest signed by PackageProduction_11_2_0

WARNING: This package will load JUNOS 11.2B2.1 software.
WARNING: It will save JUNOS configuration files, and SSH keys
WARNING: (if configured), but erase all other files and information
WARNING: stored on this machine. It will attempt to preserve dumps
WARNING: and log files, but this can not be guaranteed. This is the
WARNING: pre-installation stage and all the software is loaded when
WARNING: you reboot the system.

```

```

Saving the config files ...
NOTICE: uncommitted changes have been saved in
/var/db/config/juniper.conf.pre-install
Installing the bootstrap installer ...

WARNING:      A REBOOT IS REQUIRED TO LOAD THIS SOFTWARE CORRECTLY. Use the
WARNING:      'request system reboot' command when software installation is
WARNING:      complete. To abort the installation, do not reboot your system,
WARNING:      instead use the 'request system software delete jinstall'
WARNING:      command as soon as this operation completes.

Saving package file in /var/sw/pkg/jinstall-11.2B2.1-domestic-signed.tgz ...
Saving state for rollback ...
Backup upgrade done
Rebooting Backup RE

Rebooting re1
ISSU: Backup RE Prepare Done
Waiting for Backup RE reboot
GRES operational
Initiating Chassis In-Service-Upgrade
Chassis ISSU Started
ISSU: Preparing Daemons
ISSU: Daemons Ready for ISSU
ISSU: Starting Upgrade for FRUs
ISSU: Preparing for Switchover
ISSU: Ready for Switchover
Checking In-Service-Upgrade status

```

Item	Status	Reason
FPC 1	Online (ISSU)	
FPC 4	Online (ISSU)	
FPC 8	Online (ISSU)	
FPC 10	Online (ISSU)	

```

Resolving mastership...
Complete. The other routing engine becomes the master.
ISSU: RE switchover Done
ISSU: Upgrading Old Master RE
NOTICE: Validating configuration against jinstall-11.2B2.1-domestic-signed.tgz.
NOTICE: Use the 'no-validate' option to skip this if desired.
Checking compatibility with configuration
Initializing...
Using jbase-11.2B1.5
Verified manifest signed by PackageProduction_11_2_0
Verified jbase-11.2B1.5 signed by PackageProduction_11_2_0
Using /var/tmp/jinstall-11.2B2.1-domestic-signed.tgz
Verified jinstall-11.2B2.1-domestic.tgz signed by PackageProduction_11_2_0
Using jinstall-11.2B2.1-domestic.tgz
Using jbundle-11.2B2.1-domestic.tgz
Checking jbundle requirements on /
Using jbase-11.2B2.1.tgz
Verified manifest signed by PackageProduction_11_2_0
Verified jbase-11.2B2.1 signed by PackageProduction_11_2_0
Using /var/validate/chroot/tmp/jbundle/jboot-11.2B2.1.tgz
Using jcrypto-11.2B2.1.tgz
Verified manifest signed by PackageProduction_11_2_0
Verified jcrypto-11.2B2.1 signed by PackageProduction_11_2_0
Using jdocs-11.2B2.1.tgz
Verified manifest signed by PackageProduction_11_2_0
Verified jdocs-11.2B2.1 signed by PackageProduction_11_2_0
Using jkernel-11.2B2.1.tgz

```

```
Verified manifest signed by PackageProduction_11_2_0
Verified jkernel-11.2B2.1 signed by PackageProduction_11_2_0
Using jpfe-11.2B2.1.tgz
Using jroute-11.2B2.1.tgz
Verified manifest signed by PackageProduction_11_2_0
Verified jroute-11.2B2.1 signed by PackageProduction_11_2_0
Using jruntime-11.2B2.1.tgz
Verified manifest signed by PackageProduction_11_2_0
Verified jruntime-11.2B2.1 signed by PackageProduction_11_2_0
Using jservices-11.2B2.1.tgz
Auto-deleting old jservices-voice ...
Removing /opt/sdk/service-packages/jservices-voice ...
Removing jservices-voice-bsg-11.2B1.5.tgz from /var/sw/pkg ...
Notifying mspd ...
Installing new jservices-voice ...
Verified jservices-voice-bsg-11.2B2.1.tgz signed by PackageProduction_11_2_0
Creating /var/sw/pkg ...
Creating /opt/sdk/service-packages/jservices-voice ...
Storing jservices-voice-bsg-11.2B2.1.tgz in /var/sw/pkg ...
Link: /opt/sdk/service-packages/jservices-voice/jservices-voice-bsg ->
/var/sw/pkg/jservices-voice-bsg-11.2B2.1.tgz...
Auto-deleting old jservices-bgf ...
Removing /opt/sdk/service-packages/jservices-bgf ...
Removing jservices-bgf-pic-11.2B1.5.tgz from /var/sw/pkg ...
Notifying mspd ...
Installing new jservices-bgf ...
Verified jservices-bgf-pic-11.2B2.1.tgz signed by PackageProduction_11_2_0
Creating /opt/sdk/service-packages/jservices-bgf ...
Storing jservices-bgf-pic-11.2B2.1.tgz in /var/sw/pkg ...
Link: /opt/sdk/service-packages/jservices-bgf/jservices-bgf-pic ->
/var/sw/pkg/jservices-bgf-pic-11.2B2.1.tgz...
Auto-deleting old jservices-aac1 ...
Removing /opt/sdk/service-packages/jservices-aac1 ...
Removing jservices-aac1-pic-11.2B1.5.tgz from /var/sw/pkg ...
Notifying mspd ...
Installing new jservices-aac1 ...
Verified jservices-aac1-pic-11.2B2.1.tgz signed by PackageProduction_11_2_0
Creating /opt/sdk/service-packages/jservices-aac1 ...
Storing jservices-aac1-pic-11.2B2.1.tgz in /var/sw/pkg ...
Link: /opt/sdk/service-packages/jservices-aac1/jservices-aac1-pic ->
/var/sw/pkg/jservices-aac1-pic-11.2B2.1.tgz...
Auto-deleting old jservices-llpdf ...
Removing /opt/sdk/service-packages/jservices-llpdf ...
Removing jservices-llpdf-pic-11.2B1.5.tgz from /var/sw/pkg ...
Notifying mspd ...
Installing new jservices-llpdf ...
Verified jservices-llpdf-pic-11.2B2.1.tgz signed by PackageProduction_11_2_0
Creating /opt/sdk/service-packages/jservices-llpdf ...
Storing jservices-llpdf-pic-11.2B2.1.tgz in /var/sw/pkg ...
Link: /opt/sdk/service-packages/jservices-llpdf/jservices-llpdf-pic ->
/var/sw/pkg/jservices-llpdf-pic-11.2B2.1.tgz...
Auto-deleting old jservices-ptsp ...
Removing /opt/sdk/service-packages/jservices-ptsp ...
Removing jservices-ptsp-pic-11.2B1.5.tgz from /var/sw/pkg ...
Notifying mspd ...
Installing new jservices-ptsp ...
Verified jservices-ptsp-pic-11.2B2.1.tgz signed by PackageProduction_11_2_0
Creating /opt/sdk/service-packages/jservices-ptsp ...
Storing jservices-ptsp-pic-11.2B2.1.tgz in /var/sw/pkg ...
Link: /opt/sdk/service-packages/jservices-ptsp/jservices-ptsp-pic ->
/var/sw/pkg/jservices-ptsp-pic-11.2B2.1.tgz...
```

```
Auto-deleting old jservices-sfw ...
Removing /opt/sdk/service-packages/jservices-sfw ...
Removing jservices-sfw-pic-11.2B1.5.tgz from /var/sw/pkg ...
Notifying mspd ...
Installing new jservices-sfw ...
Verified jservices-sfw-pic-11.2B2.1.tgz signed by PackageProduction_11_2_0
Creating /opt/sdk/service-packages/jservices-sfw ...
Storing jservices-sfw-pic-11.2B2.1.tgz in /var/sw/pkg ...
Link: /opt/sdk/service-packages/jservices-sfw/jservices-sfw-pic ->
/var/sw/pkg/jservices-sfw-pic-11.2B2.1.tgz...
Auto-deleting old jservices-nat ...
Removing /opt/sdk/service-packages/jservices-nat ...
Removing jservices-nat-pic-11.2B1.5.tgz from /var/sw/pkg ...
Notifying mspd ...
Installing new jservices-nat ...
Verified jservices-nat-pic-11.2B2.1.tgz signed by PackageProduction_11_2_0
Creating /opt/sdk/service-packages/jservices-nat ...
Storing jservices-nat-pic-11.2B2.1.tgz in /var/sw/pkg ...
Link: /opt/sdk/service-packages/jservices-nat/jservices-nat-pic ->
/var/sw/pkg/jservices-nat-pic-11.2B2.1.tgz...
Auto-deleting old jservices-alg ...
Removing /opt/sdk/service-packages/jservices-alg ...
Removing jservices-alg-pic-11.2B1.5.tgz from /var/sw/pkg ...
Notifying mspd ...
Installing new jservices-alg ...
Verified jservices-alg-pic-11.2B2.1.tgz signed by PackageProduction_11_2_0
Creating /opt/sdk/service-packages/jservices-alg ...
Storing jservices-alg-pic-11.2B2.1.tgz in /var/sw/pkg ...
Link: /opt/sdk/service-packages/jservices-alg/jservices-alg-pic ->
/var/sw/pkg/jservices-alg-pic-11.2B2.1.tgz...
Auto-deleting old jservices-cpcd ...
Removing /opt/sdk/service-packages/jservices-cpcd ...
Removing jservices-cpcd-pic-11.2B1.5.tgz from /var/sw/pkg ...
Notifying mspd ...
Installing new jservices-cpcd ...
Verified jservices-cpcd-pic-11.2B2.1.tgz signed by PackageProduction_11_2_0
Creating /opt/sdk/service-packages/jservices-cpcd ...
Storing jservices-cpcd-pic-11.2B2.1.tgz in /var/sw/pkg ...
Link: /opt/sdk/service-packages/jservices-cpcd/jservices-cpcd-pic ->
/var/sw/pkg/jservices-cpcd-pic-11.2B2.1.tgz...
Auto-deleting old jservices-rpm ...
Removing /opt/sdk/service-packages/jservices-rpm ...
Removing jservices-rpm-pic-11.2B1.5.tgz from /var/sw/pkg ...
Notifying mspd ...
Installing new jservices-rpm ...
Verified jservices-rpm-pic-11.2B2.1.tgz signed by PackageProduction_11_2_0
Creating /opt/sdk/service-packages/jservices-rpm ...
Storing jservices-rpm-pic-11.2B2.1.tgz in /var/sw/pkg ...
Link: /opt/sdk/service-packages/jservices-rpm/jservices-rpm-pic ->
/var/sw/pkg/jservices-rpm-pic-11.2B2.1.tgz...
Auto-deleting old jservices-hcm ...
Removing /opt/sdk/service-packages/jservices-hcm ...
Removing jservices-hcm-pic-11.2B1.5.tgz from /var/sw/pkg ...
Notifying mspd ...
Installing new jservices-hcm ...
Verified jservices-hcm-pic-11.2B2.1.tgz signed by PackageProduction_11_2_0
Creating /opt/sdk/service-packages/jservices-hcm ...
Storing jservices-hcm-pic-11.2B2.1.tgz in /var/sw/pkg ...
Link: /opt/sdk/service-packages/jservices-hcm/jservices-hcm-pic ->
/var/sw/pkg/jservices-hcm-pic-11.2B2.1.tgz...
Auto-deleting old jservices-appid ...
```

```

Removing /opt/sdk/service-packages/jservices-appid ...
Removing jservices-appid-pic-11.2B1.5.tgz from /var/sw/pkg ...
Notifying mspd ...
Installing new jservices-appid ...
Verified jservices-appid-pic-11.2B2.1.tgz signed by PackageProduction_11_2_0
Creating /opt/sdk/service-packages/jservices-appid ...
Storing jservices-appid-pic-11.2B2.1.tgz in /var/sw/pkg ...
Link: /opt/sdk/service-packages/jservices-appid/jservices-appid-pic ->
/var/sw/pkg/jservices-appid-pic-11.2B2.1.tgz...
Auto-deleting old jservices-idp ...
Removing /opt/sdk/service-packages/jservices-idp ...
Removing jservices-idp-pic-11.2B1.5.tgz from /var/sw/pkg ...
Notifying mspd ...
Installing new jservices-idp ...
Verified jservices-idp-pic-11.2B2.1.tgz signed by PackageProduction_11_2_0
Creating /opt/sdk/service-packages/jservices-idp ...
Storing jservices-idp-pic-11.2B2.1.tgz in /var/sw/pkg ...
Link: /opt/sdk/service-packages/jservices-idp/jservices-idp-pic ->
/var/sw/pkg/jservices-idp-pic-11.2B2.1.tgz...
Using jservices-crypto-11.2B2.1.tgz
Auto-deleting old jservices-crypto-base ...
Removing /opt/sdk/service-packages/jservices-crypto-base ...
Removing jservices-crypto-base-pic-11.2B1.5.tgz from /var/sw/pkg ...
Notifying mspd ...
Installing new jservices-crypto-base ...
Verified jservices-crypto-base-pic-11.2B2.1.tgz signed by PackageProduction_11_2_0
Creating /opt/sdk/service-packages/jservices-crypto-base ...
Storing jservices-crypto-base-pic-11.2B2.1.tgz in /var/sw/pkg ...
Link: /opt/sdk/service-packages/jservices-crypto-base/jservices-crypto-base-pic
-> /var/sw/pkg/jservices-crypto-base-pic-11.2B2.1.tgz...
Auto-deleting old jservices-ssl ...
Removing /opt/sdk/service-packages/jservices-ssl ...
Removing jservices-ssl-pic-11.2B1.5.tgz from /var/sw/pkg ...
Notifying mspd ...
Installing new jservices-ssl ...
Verified jservices-ssl-pic-11.2B2.1.tgz signed by PackageProduction_11_2_0
Creating /opt/sdk/service-packages/jservices-ssl ...
Storing jservices-ssl-pic-11.2B2.1.tgz in /var/sw/pkg ...
Link: /opt/sdk/service-packages/jservices-ssl/jservices-ssl-pic ->
/var/sw/pkg/jservices-ssl-pic-11.2B2.1.tgz...
Hardware Database regeneration succeeded
Validating against /config/juniper.conf.gz
mgd: commit complete
Validation succeeded
Installing package '/var/tmp/jinstall-11.2B2.1-domestic-signed.tgz' ...
Verified jinstall-11.2B2.1-domestic.tgz signed by PackageProduction_11_2_0
Adding jinstall...
Verified manifest signed by PackageProduction_11_2_0

WARNING: This package will load JUNOS 11.2B2.1 software.
WARNING: It will save JUNOS configuration files, and SSH keys
WARNING: (if configured), but erase all other files and information
WARNING: stored on this machine. It will attempt to preserve dumps
WARNING: and log files, but this can not be guaranteed. This is the
WARNING: pre-installation stage and all the software is loaded when
WARNING: you reboot the system.

Saving the config files ...
NOTICE: uncommitted changes have been saved in
/var/db/config/juniper.conf.pre-install
Installing the bootstrap installer ...

```

```
WARNING:    A REBOOT IS REQUIRED TO LOAD THIS SOFTWARE CORRECTLY. Use the
WARNING:    'request system reboot' command when software installation is
WARNING:    complete. To abort the installation, do not reboot your system,
WARNING:    instead use the 'request system software delete jinstall'
WARNING:    command as soon as this operation completes.
```

```
Saving package file in /var/sw/pkg/jinstall-11.2B2.1-domestic-signed.tgz ...
```

```
Saving state for rollback ...
```

```
ISSU: Old Master Upgrade Done
```

```
ISSU: IDLE
```

```
Shutdown NOW!
```

```
Reboot consistency check bypassed - jinstall 11.2B2.1 will complete installation
upon reboot
```

```
[pid 66780]
```

```
*** FINAL System shutdown message from user@host> ***
System going down IMMEDIATELY
```

request system software rollback

Syntax	request system software rollback
Syntax (EX Series Switches)	request system software rollback <all-members> <local> <member <i>member-id</i> >
Syntax (TX Matrix Router)	request system software rollback <lcc <i>number</i> scc>
Syntax (TX Matrix Plus Router)	request system software rollback <lcc <i>number</i> sfc <i>number</i> >
Syntax (MX Series Router)	request system software rollback <all-members> <local> <member <i>member-id</i> >
Release Information	Command introduced before Junos OS Release 7.4. Command introduced in Junos OS Release 9.0 for EX Series switches. sfc option introduced for the TX Matrix Plus router in Junos OS Release 9.6. Command introduced in Junos OS Release 11.1 for the QFX Series.
Description	Revert to the software that was loaded at the last successful request system software add command.
Options	<p>none—Revert to the set of software as of the last successful request system software add.</p> <p>all-members—(EX4200 switches and MX Series routers only) (Optional) Attempt to roll back to the previous set of packages on all members of the Virtual Chassis configuration.</p> <p>lcc <i>number</i>—(TX Matrix and TX Matrix Plus routers only) (Optional) On a TX Matrix router, attempt to roll back to the previous set of packages on a T640 router (or line-card chassis) connected to the TX Matrix router. On a TX Matrix Plus router, attempt to roll back to the previous set of packages on a T1600 router (or line-card chassis) connected to the TX Matrix Plus router. Replace <i>number</i> with a value from 0 through 3.</p> <p>local—(EX4200 switches and MX Series routers only) (Optional) Attempt to roll back to the previous set of packages on the local Virtual Chassis member.</p> <p>member <i>member-id</i>—(EX4200 switches and MX Series routers only) (Optional) Attempt to roll back to the previous set of packages on the specified member of the Virtual Chassis configuration. For EX4200 switches, replace <i>member-id</i> with a value from 0 through 9. For an MX Series Virtual Chassis, replace <i>member-id</i> with a value of 0 or 1.</p>

scc—(TX Matrix routers only) (Optional) Attempt to roll back to the previous set of packages on the TX Matrix router (or switch-card chassis).

sfc *number*—(TX Matrix Plus routers only) (Optional) Attempt to roll back to the previous set of packages on the TX Matrix Plus router (or switch-fabric chassis). Replace *number* with **0**.

Additional Information On the J Series router, you can use this command to roll back to a previous software package when the current upgrade has been successful or has failed. On M Series and T Series routers, use this command only to recover from a failed software upgrade—you cannot issue this command to return to the previously installed software after using a **jinstall** package. To return to the previously installed software, use the corresponding **jinstall** package.

A software rollback fails if any required package (or a **jbundle** package containing the required package) cannot be found in **/var/sw/pkg**.

Required Privilege Level maintenance

Related Documentation

- [request system software abort on page 899](#)
- [request system software add on page 902](#)
- [request system software delete on page 909](#)
- [request system software validate on page 933](#)
- [request system configuration rescue delete on page 868](#)
- [request system configuration rescue save on page 869](#)

List of Sample Output [request system software rollback on page 932](#)

Output Fields When you enter this command, you are provided feedback on the status of your request.

Sample Output

```
request system software rollback user@host> request system software rollback
Verified SHA1 checksum of ./jbase-7.2R1.7.tgz
Verified SHA1 checksum of ./jdocs-7.2R1.7.tgz
Verified SHA1 checksum of ./jroute-7.2R1.7.tgz
Installing package './jbase-7.2R1.7.tgz' ...
Available space: 35495 require: 7335
Installing package './jdocs-7.2R1.7.tgz' ...
Available space: 35339 require: 3497
Installing package './jroute-7.2R1.7.tgz' ...
Available space: 35238 require: 6976
NOTICE: uncommitted changes have been saved in
/var/db/config/juniper.conf.pre-install
Reloading /config/juniper.conf.gz ...
Activating /config/juniper.conf.gz ...
mgd: commit complete
Restarting mgd ...
Restarting aprobed ...
Restarting apsd ...
Restarting cosd ...
Restarting fsad ...
Restarting fud ...
Restarting gcdrd ...
Restarting ilmid ...
Restarting irsd ...
Restarting l2tpd ...
Restarting mib2d ...
Restarting nasd ...
Restarting pppoed ...
Restarting rdd ...
Restarting rmopd ...
Restarting rtspd ...
Restarting sampled ...
Restarting serviced ...
Restarting snmpd ...
Restarting spd ...
Restarting vrrpd ...

WARNING: cli has been replaced by an updated version:
CLI release 7.2R1.7 built by builder on 2005-04-22 02:03:44 UTC
Restart cli using the new version ? [yes,no] (yes) yes

Restarting cli ...
user@host
```

request system software validate

Syntax	request system software validate <i>package-name</i>
Syntax (EX Series Switches)	request system software validate <member <i>member-id</i> >
Syntax (TX Matrix Router)	request system software validate <i>package-name</i> <lcc <i>number</i> scc>
Syntax (TX Matrix Plus Router)	request system software validate <i>package-name</i> <lcc <i>number</i> sfc <i>number</i> >
Syntax (MX Series Router)	request system software validate <i>package-name</i> <member <i>member-id</i> >
Release Information	<p>Command introduced before Junos OS Release 7.4.</p> <p>Command introduced in Junos OS Release 9.0 for EX Series switches.</p> <p>sfc option introduced for the TX Matrix Plus router in Junos OS Release 9.6.</p> <p>Command introduced in Junos OS Release 11.1 for the QFX Series.</p>
Description	Validate candidate software against the current configuration of the router or switch.
Options	<p>lcc <i>number</i>—(TX Matrix and TX Matrix Plus routers only) (Optional) On a TX Matrix router, validate the software bundle or package on a specific T640 router (or line-card chassis) that is connected to the TX Matrix router. On a TX Matrix Plus router, validate the software bundle or package on a specific T1600 router (or line-card chassis) that is connected to the TX Matrix Plus router. Replace <i>number</i> with a value from 0 through 3.</p> <p>member <i>member-id</i>—(EX4200 switches and MX Series routers only) (Optional) Validate the software bundle or package on the specified member of the Virtual Chassis configuration. For EX4200 switches, replace <i>member-id</i> with a value from 0 through 9. For an MX Series Virtual Chassis, replace <i>member-id</i> with a value of 0 or 1.</p> <p><i>package-name</i>—Name of the software bundle or package to test.</p> <p>scc—(TX Matrix routers only) (Optional) Validate the software bundle or package for the TX Matrix router (or switch-card chassis).</p> <p>sfc <i>number</i>—(TX Matrix Plus routers only) (Optional) Validate the software bundle or package for the TX Matrix Plus router (or switch-fabric chassis).</p>
Additional Information	By default, when you issue the request system software validate command on a TX Matrix master Routing Engine, all the T640 master Routing Engines that are connected to it are validated. If you issue the same command on the TX Matrix backup Routing Engine, all the T640 backup Routing Engines that are connected to it are upgraded to the same version of software.

Likewise, if you issue the **request system software validate** command on a TX Matrix Plus master Routing Engine, all the T1600 master Routing Engines that are connected to it are validated. If you issue the same command on a TX Matrix Plus backup Routing Engine, all the T1600 backup Routing Engines that are connected to it are upgraded to the same version of software.

Required Privilege Level	maintenance
Related Documentation	<ul style="list-style-type: none"> • request system software abort on page 899 • request system software add on page 902 • request system software delete on page 909 • request system software rollback on page 930
List of Sample Output	request system software validate (Successful Case) on page 934 request system software validate (Failure Case) on page 934
Output Fields	When you enter this command, you are provided feedback on the status of your request.

Sample Output

request system software validate (Successful Case)	<pre> user@host> request system software validate /var/sw/pkg/jbundle-5.3I20020124_0520_sjg.tgz Checking compatibility with configuration Initializing... Using /packages/jbase-5.3I20020122_1901_sjg Using /var/sw/pkg/jbundle-5.3I20020124_0520_sjg.tgz Using /var/chroot/var/tmp/jbundle/jbase-5.3I20020124_0520_sjg.tgz Using /var/chroot/var/tmp/jbundle/jkernel-5.3I20020124_0520_sjg.tgz Using /var/chroot/var/tmp/jbundle/jcrypto-5.3I20020124_0520_sjg.tgz Using /var/chroot/var/tmp/jbundle/jpfe-5.3I20020124_0520_sjg.tgz Using /var/chroot/var/tmp/jbundle/jdocs-5.3I20020124_0520_sjg.tgz Using /var/chroot/var/tmp/jbundle/jroute-5.3I20020124_0520_sjg.tgz Validating against /config/juniper.conf.gz mgd: commit complete WARNING: cli has been replaced by an updated version: CLI release 5.3I0 built by sjg on 2002-01-24 05:23:53 UTC Restart cli using the new version ? [yes,no] (yes) </pre>
request system software validate (Failure Case)	<pre> user@host> request system software validate 6.3/ Pushing bundle to lcc0-re0 error: Failed to transfer package to lcc0-re0 user@host> request system software validate test Pushing bundle to lcc0-re0 Pushing bundle to lcc2-re0 lcc0-re0: gzip: stdin: not in gzip format tar: child returned status 1 ERROR: Not a valid package: /var/tmp/test </pre>

request system software validate-in-service-upgrade

Syntax	<code>request system software validate in-service-upgrade <i>package-name</i></code>
Release Information	Command introduced in Junos OS Release 9.6
Description	Perform a compatibility check to ensure that the software and hardware components and the configuration on the device support unified ISSU. The request system software validate in-service-upgrade command enables you to detect any compatibility issues before actually issuing the request system software in-service upgrade command to initiate unified ISSU.
Options	<p><i>package-name</i>—Location from which the software package or bundle is to be installed. For example:</p> <ul style="list-style-type: none"> • <i>/var/tmp/package-name</i>—For a software package or bundle that is being installed from a local directory on the router. • <i>protocol://hostname/pathname/package-name</i>—For a software package or bundle that is to be downloaded and installed from a remote location. Replace <i>protocol</i> with one of the following: <ul style="list-style-type: none"> • ftp—File Transfer Protocol • http—Hypertext Transfer Protocol • scp—Secure copy (available only for Canada and U.S. version)
Additional Information	<p>Unified ISSU is supported on M120, M320, M10i (with Enhanced Compact Forwarding Engine Board), MX Series, T320, T640, T1600, and TX Matrix routers only.</p> <p>For more information, see the Junos OS High Availability Configuration Guide.</p>
Required Privilege Level	view
Related Documentation	<ul style="list-style-type: none"> • request system software in-service-upgrade on page 913 • request system software abort on page 899 • request system software abort on page 899 • show chassis in-service-upgrade on page 565
List of Sample Output	request system software-validate in-service upgrade on page 936
Output Fields	When you enter this command, Junos OS displays the status of your request.

Sample Output

```

request system      {master}
software-validate   user@host> request system software validate in-service-upgrade
in-service upgrade  /var/tmp/jinstall-9.0-20080114.2-domestic-signed.tgz reboot
                    Checking compatibility with configuration
                    Initializing...
                    Using jbase-9.5-20090127.0
                    Verified manifest signed by PackageProduction_9_5_0
                    Using /var/tmp/jinstall-9.6-daily-domestic-signed.tgz
                    Verified jinstall-9.6-20090706.0-domestic.tgz signed by PackageProduction_9_6_0
                    Using jinstall-9.6-20090706.0-domestic.tgz
                    Using jbundle-9.6-20090706.0-domestic.tgz
                    Checking jbundle requirements on /
                    Using jbase-9.6-20090706.0.tgz
                    Verified manifest signed by PackageProduction_9_6_0
                    Using jkernel-9.6-20090706.0.tgz
                    Verified manifest signed by PackageProduction_9_6_0
                    Using jcrypto-9.6-20090706.0.tgz
                    Verified manifest signed by PackageProduction_9_6_0
                    Using jpfe-9.6-20090706.0.tgz
                    Using jdocs-9.6-20090706.0.tgz
                    Verified manifest signed by PackageProduction_9_6_0
                    Using jroute-9.6-20090706.0.tgz
                    Verified manifest signed by PackageProduction_9_6_0
                    Using jservices-9.6-20090706.0.tgz
                    [: /var/validate/chroot/tmp/jservices/packages/jservices-voice-9.6-20090706.0.tgz:
                     unexpected operator
                    Auto-deleting old jservices-voice ...
                    Removing /opt/sdk/jservices-voice ...
                    Removing jservices-voice-bsg-9.5-20090127.0.tgz from /var/sw/pkg ...
                    Notifying mspd ...
                    Installing new jservices-voice ...
                    Verified jservices-voice-bsg-9.6-20090706.0.tgz signed by PackageProduction_9_6_0
                    Creating /var/sw/pkg ...
                    Creating /opt/sdk/jservices-voice ...
                    Storing jservices-voice-bsg-9.6-20090706.0.tgz in /var/sw/pkg ...
                    Link: /opt/sdk/jservices-voice/jservices-voice-bsg ->
                    /var/sw/pkg/jservices-voice-bsg-9.6-20090706.0.tgz...
                    Installing new jservices-bgf ...
                    Verified jservices-bgf-pic-9.6-20090706.0.tgz signed by PackageProduction_9_6_0
                    Creating /opt/sdk/jservices-bgf ...
                    Storing jservices-bgf-pic-9.6-20090706.0.tgz in /var/sw/pkg ...
                    Link: /opt/sdk/jservices-bgf/jservices-bgf-pic ->
                    /var/sw/pkg/jservices-bgf-pic-9.6-20090706.0.tgz...
                    Auto-deleting old jservices-aac1 ...
                    Removing /opt/sdk/jservices-aac1 ...
                    Removing jservices-aac1-pic-9.5-20090127.0.tgz from /var/sw/pkg ...
                    Notifying mspd ...
                    Installing new jservices-aac1 ...
                    Verified jservices-aac1-pic-9.6-20090706.0.tgz signed by PackageProduction_9_6_0
                    Creating /opt/sdk/jservices-aac1 ...
                    Storing jservices-aac1-pic-9.6-20090706.0.tgz in /var/sw/pkg ...
                    Link: /opt/sdk/jservices-aac1/jservices-aac1-pic ->
                    /var/sw/pkg/jservices-aac1-pic-9.6-20090706.0.tgz...
                    Auto-deleting old jservices-llpdf ...
                    Removing /opt/sdk/jservices-llpdf ...
                    Removing jservices-llpdf-pic-9.5-20090127.0.tgz from /var/sw/pkg ...
                    Notifying mspd ...
                    Installing new jservices-llpdf ...

```

```
Verified jservices-llpdf-pic-9.6-20090706.0.tgz signed by PackageProduction_9_6_0
Creating /opt/sdk/jservices-llpdf ...
Storing jservices-llpdf-pic-9.6-20090706.0.tgz in /var/sw/pkg ...
Link: /opt/sdk/jservices-llpdf/jservices-llpdf-pic ->
/var/sw/pkg/jservices-llpdf-pic-9.6-20090706.0.tgz...
Auto-deleting old jservices-sfw ...
Removing /opt/sdk/jservices-sfw ...
Removing jservices-sfw-pic-9.5-20090127.0.tgz from /var/sw/pkg ...
Notifying mspd ...
Installing new jservices-sfw ...
Verified jservices-sfw-pic-9.6-20090706.0.tgz signed by PackageProduction_9_6_0
Creating /opt/sdk/jservices-sfw ...
Storing jservices-sfw-pic-9.6-20090706.0.tgz in /var/sw/pkg ...
Link: /opt/sdk/jservices-sfw/jservices-sfw-pic ->
/var/sw/pkg/jservices-sfw-pic-9.6-20090706.0.tgz...
Auto-deleting old jservices-appid ...
Removing /opt/sdk/jservices-appid ...
Removing jservices-appid-pic-9.5-20090127.0.tgz from /var/sw/pkg ...
Notifying mspd ...
Installing new jservices-appid ...
Verified jservices-appid-pic-9.6-20090706.0.tgz signed by PackageProduction_9_6_0
Creating /opt/sdk/jservices-appid ...
Storing jservices-appid-pic-9.6-20090706.0.tgz in /var/sw/pkg ...
Link: /opt/sdk/jservices-appid/jservices-appid-pic ->
/var/sw/pkg/jservices-appid-pic-9.6-20090706.0.tgz...
Auto-deleting old jservices-idp ...
Removing /opt/sdk/jservices-idp ...
Removing jservices-idp-pic-9.5-20090127.0.tgz from /var/sw/pkg ...
Notifying mspd ...
Installing new jservices-idp ...
Verified jservices-idp-pic-9.6-20090706.0.tgz signed by PackageProduction_9_6_0
Creating /opt/sdk/jservices-idp ...
Storing jservices-idp-pic-9.6-20090706.0.tgz in /var/sw/pkg ...
Link: /opt/sdk/jservices-idp/jservices-idp-pic ->
/var/sw/pkg/jservices-idp-pic-9.6-20090706.0.tgz...
Hardware Database regeneration succeeded
Validating against /config/juniper.conf.gz
mgd: commit complete
Validation succeeded
PIC 7/0 will be offlined (In-Service-Upgrade not supported)
PIC 7/1 will be offlined (In-Service-Upgrade not supported)
PIC 4/2 will be offlined (In-Service-Upgrade not supported)
PIC 4/3 will be offlined (In-Service-Upgrade not supported)
```

request system storage cleanup

Syntax	request system storage cleanup <dry-run>
Syntax (EX Series Switches)	request system storage cleanup <all-members> <dry-run> <local> <member <i>member-id</i> >
Syntax (MX Series Router)	request system storage cleanup <all-members> <dry-run> <local> <member <i>member-id</i> >
Syntax (QFX Series)	request system storage cleanup <component (<i>serial number</i> <i>UUID</i> all)> <director-group <i>name</i> > <dry-run> <infrastructure <i>name</i> > <interconnect-device <i>name</i> > <name-tag <i>name-tag</i> > <node-group <i>name</i> > <prune> <qfabric (component <i>name</i>) dry-run name-tag repository> <repository (core log)>
Release Information	Command introduced in Junos OS Release 7.4. dry-run option introduced in Junos OS Release 7.6. Command introduced in Junos OS Release 9.0 for EX Series switches. Command introduced in Junos OS Release 11.1 for the QFX Series.
Description	Free storage space on the router or switch by rotating log files and proposing a list of files for deletion. User input is required for file deletion. On a QFabric switch, you can delete debug files located on individual devices or on the entire QFabric switch.
Options	<p>all-members—(EX4200 switches and MX Series routers only) (Optional) Delete files on all members of the Virtual Chassis configuration.</p> <p>component (<i>UUID</i> <i>serial number</i> all)—(QFabric switches only) (Optional) Delete files located on individual QFabric switch devices or on the entire QFabric switch.</p> <p>director-group <i>name</i>—(QFabric switches only) (Optional) Delete files on the Director group.</p> <p>dry-run—(Optional) List files proposed for deletion (without deleting them).</p> <p>infrastructure <i>name</i>—(QFabric switches only) (Optional) Delete files on the fabric control Routing Engine and fabric manager Routing Engine.</p>

interconnect-device *name*—(QFabric switches only) (Optional) Delete files on the Interconnect device.

local—(EX4200 switches and MX Series routers only) (Optional) Delete files on the local Virtual Chassis member.

member *member-id*—(EX4200 switches and MX Series routers only) (Optional) Delete files on the specified member of the Virtual Chassis configuration. For EX4200 switches, replace *member-id* with a value from 0 through 9. For an MX Series Virtual Chassis, replace *member-id* with a value of 0 or 1.

name-tag *name-tag*—(QFabric switches only) (Optional) Delete debug files that match a specific regular expression.

node-group *name*—(QFabric switches only) (Optional) Delete files on the Node group.

prune—(QFabric switches only) (Optional) Delete debug files located in either the core or log debug repositories of a QFabric switch device.

qfabric component *name*—(QFabric switches only) (Optional) Delete debug files located in the debug repositories of a QFabric switch device.

repository (*core* | *log*)—(QFabric switches only) (Optional) Specify the repository on the QFabric switch device for which you want to delete debug files.

Additional Information If logging is configured and being used, the **dry-run** option rotates the log files. In that case, the output displays the message “Currently rotating log files, please wait.” If no logging is currently under way, the output displays only a list of files to delete.

Required Privilege Level maintenance

List of Sample Output [request system storage cleanup dry-run on page 940](#)
[request system storage cleanup on page 941](#)
[request system storage cleanup director-group \(QFabric Switches\) on page 941](#)
[request system storage cleanup infrastructure device-name \(QFabric Switches\) on page 943](#)
[request system storage cleanup interconnect-device device-name \(QFabric Switches\) on page 943](#)
[request system storage cleanup node-group group-name \(QFabric Switches\) on page 945](#)
[request system storage cleanup qfabric component device-name \(QFabric Switches\) on page 945](#)
[request system storage cleanup qfabric component device-name repository core \(QFabric Switches\) on page 946](#)
[request system storage cleanup qfabric component all \(QFabric Switches\) on page 946](#)

Output Fields [Table 131 on page 940](#) describes the output fields for the **request system storage cleanup** command. Output fields are listed in the approximate order in which they appear.

Table 131: request system storage cleanup Output Fields

Field Name	Field Description
List of files to delete:	Shows list of files available for deletion.
Size	Size of the core-dump file.
Date	Last core-dump file modification date and time.
Name	Name of the core-dump file.
Directory to delete:	Shows list of directories available for deletion.
Repository scope:	Repository where core-dump files and log files are stored. The core-dump files are located in the core repository, and the log files are located in the log repository. The default Repository scope is shared since both the core and log repositories are shared by all of the QFabric switch devices.
Repository head:	Name of the top-level repository location.
Repository name:	Name of the repository: core or log .
Creating list of debug artifacts to be removed under:	Shows location of files available for deletion.
List of debug artifacts to be removed under:	Shows list of files available for deletion.

Sample Output

```

request system storage cleanup dry-run
user@host> request system storage cleanup dry-run
Currently rotating log files, please wait.
This operation can take up to a minute.

List of files to delete:

      Size Date      Name
11.4K Mar  8 15:00 /var/log/messages.1.gz
7245B Feb  5 15:00 /var/log/messages.3.gz
11.8K Feb 22 13:00 /var/log/messages.2.gz
3926B Mar 16 13:57 /var/log/messages.0.gz
3962B Feb 22 12:47 /var/log/sampled.1.gz
4146B Mar  8 12:20 /var/log/sampled.0.gz
4708B Dec 21 11:39 /var/log/sampled.2.gz
7068B Jan 16 18:00 /var/log/messages.4.gz
13.7K Dec 27 22:00 /var/log/messages.5.gz
 890B Feb 22 17:22 /var/tmp/sampled.pkts
65.8M Oct 26 09:10 /var/sw/pkg/jinstall-7.4R1.7-export-signed.tgz
63.1M Oct 26 09:13 /var/sw/pkg/jbundle-7.4R1.7.tgz

```

```
request system user@host> request system storage cleanup
storage cleanup Currently rotating log files, please wait.
                  This operation can take up to a minute.
```

List of files to delete:

	Size	Date	Name
	11.4K	Mar 8 15:00	/var/log/messages.1.gz
	7245B	Feb 5 15:00	/var/log/messages.3.gz
	11.8K	Feb 22 13:00	/var/log/messages.2.gz
	3926B	Mar 16 13:57	/var/log/messages.0.gz
	11.6K	Mar 8 15:00	/var/log/messages.5.gz
	7254B	Feb 5 15:00	/var/log/messages.6.gz
	12.9K	Feb 22 13:00	/var/log/messages.8.gz
	3726B	Mar 16 13:57	/var/log/messages.7.gz
	3962B	Feb 22 12:47	/var/log/sampled.1.gz
	4146B	Mar 8 12:20	/var/log/sampled.0.gz
	4708B	Dec 21 11:39	/var/log/sampled.2.gz
	7068B	Jan 16 18:00	/var/log/messages.4.gz
	13.7K	Dec 27 22:00	/var/log/messages.5.gz
	890B	Feb 22 17:22	/var/tmp/sampled.pkts
	65.8M	Oct 26 09:10	/var/sw/pkg/jinstall-7.4R1.7-export-signed.tgz
	63.1M	Oct 26 09:13	/var/sw/pkg/jbundle-7.4R1.7.tgz

Delete these files ? [yes,no] (yes)

```
request system user@switch> request system storage cleanup director-group
storage cleanup List of files to delete:
director-group
```

(QFabric Switches)

	Size	Date	Name
4.0K	2011-11-07 05:16:29	/tmp/2064.sfcauth	
4.0K	2011-11-07 05:07:34	/tmp/30804.sfcauth	
4.0K	2011-11-07 04:13:41	/tmp/26792.sfcauth	
4.0K	2011-11-07 04:13:39	/tmp/26432.sfcauth	
0	2011-11-07 07:45:40	/tmp/cluster_cleanup.log	
1.3M	2011-11-07 07:39:11	/tmp/cn_monitor.20111107-052401.log	
4.0K	2011-11-07 07:36:29	/tmp/clustat.28019.log	
4.0K	2011-11-07 07:36:29	/tmp/clustat_x.28019.log	
9.6M	2011-11-07 05:30:24	/tmp/sfc.2.log	
4.0K	2011-11-07 05:28:11	/tmp/mgd-init.1320672491.log	
248K	2011-11-07 05:19:24	/tmp/cn_monitor.20111107-045111.log	
4.0K	2011-11-07 05:17:18	/tmp/clustat.3401.log	
4.0K	2011-11-07 05:17:18	/tmp/clustat_x.3401.log	
8.0K	2011-11-07 04:58:25	/tmp/mgd-init.1320670633.log	
0	2011-11-07 04:54:01	/tmp/mysql_db_install_5.1.37.log	
4.0K	2011-11-07 04:52:08	/tmp/cn_send.log	
0	2011-11-07 04:52:00	/tmp/init_eth0.log	
4.0K	2011-11-07 04:49:35	/tmp/install_interfaces.sh.log	
4.0K	2011-11-07 04:48:15	/tmp/bootstrap.sh.log	
160K	2011-11-07 04:47:43	/tmp/bootstrap_cleanup.log	
38M	2011-11-07 04:42:42	/tmp/cn_monitor.20111104-110308.log	
4.0K	2011-11-07 04:38:47	/tmp/clustat.30913.log	
4.0K	2011-11-07 04:38:47	/tmp/clustat_x.30913.log	
4.0K	2011-11-07 04:38:03	/tmp/dcf_upgrade.sh.remove.log	
4.0K	2011-11-07 04:38:03	/tmp/peer_update.log	
4.0K	2011-11-07 04:38:02	/tmp/dcf_upgrade.log	
4.0K	2011-11-07 04:38:02	/tmp/perl_mark_upgrade.log	
8.0K	2011-11-07 04:13:42	/tmp/install_dcf_rpm.log	
4.0K	2011-11-07 04:13:06	/tmp/00_cleanup.sh.1320667986.log	
0	2011-11-07 04:13:06	/tmp/ccif_patch_4410_4450.sh.1320667986.log	
4.0K	2011-11-07 04:13:06	/tmp/dcf-tools.sh.1320667986.log	

```

0      2011-11-07 04:13:06 /tmp/initial.sh.1320667986.log
0      2011-11-07 04:13:06 /tmp/inventory.sh.1320667986.log
4.0K   2011-11-07 04:13:06 /tmp/qf-db.sh.1320667986.log
4.0K   2011-11-07 04:13:06 /tmp/sfc.sh.1320667986.log
8.0K   2011-11-07 04:13:05 /tmp/jinstall-qfabric.log
8.0K   2011-11-04 11:10:24 /tmp/mgd-init.1320430192.log
4.0K   2011-11-04 11:07:03 /tmp/mysql_dcf_db_install.log
8.0K   2011-11-04 10:55:07 /tmp/ccif_patch_4410_4450.sh.1320429307.log
8.0K   2011-11-04 10:55:07 /tmp/initial.sh.1320429307.log
4.0K   2011-11-04 10:55:07 /tmp/inventory.sh.1320429307.log
8.0K   2011-11-04 10:55:07 /tmp/sfc.sh.1320429307.log
4.0K   2011-11-04 10:54:09 /tmp/ks-script-Ax0tz5.log
4.0K   2011-11-07 04:13:06 /tmp//sfc.sh.1320667986.log
8.0K   2011-11-04 10:55:07 /tmp//sfc.sh.1320429307.log

```

Directory to delete:

```

45M    2011-11-08 10:57:43 /tmp/sfc-captures

```

List of files to delete:

	Size	Date	Name
4.0K	2011-11-08 05:47:47	/tmp/5713.sfcauth	
4.0K	2011-11-08 05:14:32	/tmp/14494.sfcauth	
4.0K	2011-11-08 05:11:47	/tmp/9978.sfcauth	
4.0K	2011-11-08 05:09:37	/tmp/6128.sfcauth	
4.0K	2011-11-08 05:04:28	/tmp/29703.sfcauth	
4.0K	2011-11-07 11:59:10	/tmp/7811.sfcauth	
4.0K	2011-11-07 11:36:08	/tmp/32415.sfcauth	
4.0K	2011-11-07 11:30:30	/tmp/22406.sfcauth	
4.0K	2011-11-07 11:24:37	/tmp/12131.sfcauth	
4.0K	2011-11-07 10:48:42	/tmp/12687.sfcauth	
4.0K	2011-11-07 09:27:20	/tmp/31082.sfcauth	
4.0K	2011-11-07 07:33:58	/tmp/14633.sfcauth	
4.0K	2011-11-07 05:08:25	/tmp/15447.sfcauth	
4.0K	2011-11-07 04:12:29	/tmp/26874.sfcauth	
4.0K	2011-11-07 04:12:27	/tmp/26713.sfcauth	
4.0K	2011-11-07 03:49:17	/tmp/17691.sfcauth	
4.0K	2011-11-05 01:32:23	/tmp/5716.sfcauth	
4.0K	2011-11-07 08:00:17	/tmp/sfcsnmpd.log	
4.0K	2011-11-07 07:57:50	/tmp/cluster_cleanup.log	
824K	2011-11-07 07:38:37	/tmp/cn_monitor.20111107-053643.log	
4.0K	2011-11-07 07:36:30	/tmp/clustat.18399.log	
4.0K	2011-11-07 07:36:30	/tmp/clustat_x.18399.log	
4.0K	2011-11-07 07:35:47	/tmp/command_lock.log	
4.0K	2011-11-07 05:39:54	/tmp/mgd-init.1320673194.log	
92K	2011-11-07 05:19:25	/tmp/cn_monitor.20111107-050412.log	
4.0K	2011-11-07 05:17:20	/tmp/clustat.30115.log	
4.0K	2011-11-07 05:17:20	/tmp/clustat_x.30115.log	
8.0K	2011-11-07 05:08:07	/tmp/mgd-init.1320671241.log	
4.0K	2011-11-07 05:04:57	/tmp/cn_send.log	
0	2011-11-07 05:04:52	/tmp/init_eth0.log	
4.0K	2011-11-07 05:02:38	/tmp/install_interfaces.sh.log	
4.0K	2011-11-07 05:01:19	/tmp/bootstrap.sh.log	
160K	2011-11-07 05:00:47	/tmp/bootstrap_cleanup.log	
28M	2011-11-07 04:42:27	/tmp/cn_monitor.20111104-112954.log	
4.0K	2011-11-07 04:38:49	/tmp/clustat.6780.log	
4.0K	2011-11-07 04:38:49	/tmp/clustat_x.6780.log	
4.0K	2011-11-07 04:38:05	/tmp/issue_event.log	
4.0K	2011-11-07 04:38:05	/tmp/peer_upgrade_reboot.log	
12K	2011-11-07 04:38:05	/tmp/primary_update.log	
4.0K	2011-11-07 04:38:04	/tmp/DCF_upgrade.sh.remove.log	

```

4.0K 2011-11-07 04:38:04 /tmp/peer_rexec_upgrade.log
4.0K 2011-11-07 04:13:42 /tmp/peer_install_dcf_rpm.log
4.0K 2011-11-07 04:11:57 /tmp/dcf-tools.sh.1320667917.log
0 2011-11-07 04:11:57 /tmp/initial.sh.1320667917.log
0 2011-11-07 04:11:57 /tmp/inventory.sh.1320667917.log
4.0K 2011-11-07 04:11:57 /tmp/qf-db.sh.1320667917.log
4.0K 2011-11-07 04:11:57 /tmp/sfc.sh.1320667917.log
4.0K 2011-11-07 04:11:56 /tmp/00_cleanup.sh.1320667916.log
0 2011-11-07 04:11:56 /tmp/ccif_patch_4410_4450.sh.1320667916.log
8.0K 2011-11-07 04:11:56 /tmp/jinstall-qfabric.log
4.0K 2011-11-07 04:11:33 /tmp/dcf_upgrade.log
8.0K 2011-11-04 11:53:12 /tmp/mgd-init.1320432782.log
8.0K 2011-11-04 11:06:17 /tmp/ccif_patch_4410_4450.sh.1320429977.log
8.0K 2011-11-04 11:06:17 /tmp/initial.sh.1320429977.log
4.0K 2011-11-04 11:06:17 /tmp/inventory.sh.1320429977.log
8.0K 2011-11-04 11:06:17 /tmp/sfc.sh.1320429977.log
4.0K 2011-11-04 11:05:19 /tmp/ks-script-_tnWeb.log
4.0K 2011-11-07 04:11:57 /tmp//sfc.sh.1320667917.log
8.0K 2011-11-04 11:06:17 /tmp//sfc.sh.1320429977.log

```

Directory to delete:

```
49M 2011-11-08 10:45:20 /tmp/sfc-captures
```

**request system
storage cleanup
infrastructure
device-name (QFabric
Switches)**

```
user@switch> request system storage cleanup infrastructure FC-0
re0:
```

List of files to delete:

Size	Date	Name
139B	Nov 8 19:03	/var/log/default-log-messages.0.gz
5602B	Nov 8 19:03	/var/log/messages.0.gz
28.4K	Nov 8 10:15	/var/log/messages.1.gz
35.2K	Nov 7 13:45	/var/log/messages.2.gz
207B	Nov 7 16:02	/var/log/wtmp.0.gz
27B	Nov 7 12:14	/var/log/wtmp.1.gz
184.4M	Nov 7 12:16	/var/sw/pkg/jinstall-dc-re-11.3I20111104_1216_dc-builder-domestic-signed.tgz
124.0K	Nov 7 15:59	/var/tmp/gres-tp/env.dat
0B	Nov 7 12:57	/var/tmp/gres-tp/lock
155B	Nov 7 16:02	/var/tmp/krt_gencfg_filter.txt
0B	Nov 7 12:35	/var/tmp/last_ccif_update
1217B	Nov 7 12:15	/var/tmp/loader.conf.preinstall
184.4M	Nov 6 07:11	/var/tmp/mchassis-install.tgz
10.8M	Nov 7 12:16	/var/tmp/preinstall/bootstrap-install-11.3I20111104_1216_dc-builder.tar
57.4K	Nov 7 12:16	/var/tmp/preinstall/configs-11.3I20111104_1216_dc-builder.tgz
259B	Nov 7 12:16	/var/tmp/preinstall/install.conf
734.3K	Nov 4 13:46	/var/tmp/preinstall/jboot-dc-re-11.3I20111104_1216_dc-builder.tgz
177.8M	Nov 7 12:16	/var/tmp/preinstall/jbundle-dc-re-11.3I20111104_1216_dc-builder-domestic.tgz
124B	Nov 7 12:15	/var/tmp/preinstall/metatags
1217B	Nov 7 12:16	/var/tmp/preinstall_boot_loader.conf
0B	Nov 7 16:02	/var/tmp/rtbdb/if-rtbdb

**request system
storage cleanup
interconnect-device**

```
user@switch> request system storage cleanup interconnect IC-WS001
re1:
```

device-name (QFabric Switches) List of files to delete:

	Size	Date	Name
11B	Nov 7	15:55	/var/jail/tmp/alarmd.ts
128B	Nov 8	19:06	/var/log/default-log-messages.0.gz
9965B	Nov 8	19:06	/var/log/messages.0.gz
15.8K	Nov 8	12:30	/var/log/messages.1.gz
15.8K	Nov 8	11:00	/var/log/messages.2.gz
15.7K	Nov 8	07:30	/var/log/messages.3.gz
15.8K	Nov 8	04:00	/var/log/messages.4.gz
15.7K	Nov 8	00:30	/var/log/messages.5.gz
18.7K	Nov 7	21:00	/var/log/messages.6.gz
17.6K	Nov 7	19:00	/var/log/messages.7.gz
58.3K	Nov 7	16:00	/var/log/messages.8.gz
20.3K	Nov 7	15:15	/var/log/messages.9.gz
90B	Nov 7	15:41	/var/log/wtmp.0.gz
57B	Nov 7	12:41	/var/log/wtmp.1.gz
124.0K	Nov 7	15:42	/var/tmp/gres-tp/env.dat
0B	Nov 7	12:40	/var/tmp/gres-tp/lock
0B	Nov 7	12:41	/var/tmp/if-rtssdb/env.lock
12.0K	Nov 7	15:41	/var/tmp/if-rtssdb/env.mem
132.0K	Nov 7	15:55	/var/tmp/if-rtssdb/shm_usr1.mem
2688.0K	Nov 7	15:41	/var/tmp/if-rtssdb/shm_usr2.mem
2048.0K	Nov 7	15:41	/var/tmp/if-rtssdb/trace.mem
730B	Nov 7	19:57	/var/tmp/juniper.conf+.gz
155B	Nov 7	15:53	/var/tmp/krt_gencfg_filter.txt
0B	Nov 7	15:41	/var/tmp/rtssdb/if-rtssdb

re0:

List of files to delete:

	Size	Date	Name
11B	Nov 7	15:55	/var/jail/tmp/alarmd.ts
121B	Nov 8	19:06	/var/log/default-log-messages.0.gz
16.7K	Nov 8	19:06	/var/log/messages.0.gz
22.2K	Nov 8	17:45	/var/log/messages.1.gz
18.4K	Nov 8	17:00	/var/log/messages.2.gz
21.6K	Nov 8	16:00	/var/log/messages.3.gz
17.9K	Nov 8	14:30	/var/log/messages.4.gz
19.4K	Nov 8	13:30	/var/log/messages.5.gz
18.2K	Nov 8	12:30	/var/log/messages.6.gz
20.4K	Nov 8	11:30	/var/log/messages.7.gz
21.4K	Nov 8	10:15	/var/log/messages.8.gz
21.0K	Nov 8	09:00	/var/log/messages.9.gz
19.9K	Nov 8	08:13	/var/log/snmp-traps.0.gz
203B	Nov 8	15:36	/var/log/wtmp.0.gz
57B	Nov 7	12:41	/var/log/wtmp.1.gz
124.0K	Nov 7	15:42	/var/tmp/gres-tp/env.dat
0B	Nov 7	12:40	/var/tmp/gres-tp/lock
0B	Nov 7	12:41	/var/tmp/if-rtssdb/env.lock
12.0K	Nov 7	15:41	/var/tmp/if-rtssdb/env.mem
132.0K	Nov 7	15:55	/var/tmp/if-rtssdb/shm_usr1.mem
2688.0K	Nov 7	15:41	/var/tmp/if-rtssdb/shm_usr2.mem
2048.0K	Nov 7	15:41	/var/tmp/if-rtssdb/trace.mem
727B	Nov 7	15:54	/var/tmp/juniper.conf+.gz
155B	Nov 7	15:55	/var/tmp/krt_gencfg_filter.txt
0B	Nov 7	15:41	/var/tmp/rtssdb/if-rtssdb

```

request system user@switch> request system storage cleanup node-group NW-NG-0
storage cleanup BBAK0372:
node-group -----
group-name (QFabric Switches) List of files to delete:

```

	Size	Date	Name
	126B	Nov 8 19:07	/var/log/default-log-messages.0.gz
	179B	Nov 7 13:32	/var/log/install.0.gz
	22.9K	Nov 8 19:07	/var/log/messages.0.gz
	26.5K	Nov 8 17:30	/var/log/messages.1.gz
	20.5K	Nov 8 13:15	/var/log/messages.2.gz
	33.2K	Nov 7 17:45	/var/log/messages.3.gz
	35.5K	Nov 7 15:45	/var/log/messages.4.gz
	339B	Nov 8 17:10	/var/log/wtmp.0.gz
	58B	Nov 7 12:40	/var/log/wtmp.1.gz
	124.0K	Nov 8 17:08	/var/tmp/gres-tp/env.dat
	0B	Nov 7 12:39	/var/tmp/gres-tp/lock
	0B	Nov 7 12:59	/var/tmp/if-rtbdb/env.lock
	12.0K	Nov 8 17:09	/var/tmp/if-rtbdb/env.mem
	2688.0K	Nov 8 17:09	/var/tmp/if-rtbdb/shm_usr1.mem
	132.0K	Nov 8 17:09	/var/tmp/if-rtbdb/shm_usr2.mem
	2048.0K	Nov 8 17:09	/var/tmp/if-rtbdb/trace.mem
	1082B	Nov 8 17:09	/var/tmp/juniper.conf+.gz
	155B	Nov 7 17:39	/var/tmp/krt_gencfg_filter.txt
	0B	Nov 8 17:09	/var/tmp/rtbdb/if-rtbdb

```
EE3093:
-----
```

```
List of files to delete:
```

	Size	Date	Name
	11B	Nov 8 17:33	/var/jail/tmp/alarmd.ts
	119B	Nov 8 19:08	/var/log/default-log-messages.0.gz
	180B	Nov 7 17:41	/var/log/install.0.gz
	178B	Nov 7 13:32	/var/log/install.1.gz
	2739B	Nov 8 19:08	/var/log/messages.0.gz
	29.8K	Nov 8 18:45	/var/log/messages.1.gz
	31.8K	Nov 8 17:15	/var/log/messages.2.gz
	20.6K	Nov 8 16:00	/var/log/messages.3.gz
	15.4K	Nov 8 10:15	/var/log/messages.4.gz
	15.4K	Nov 8 02:15	/var/log/messages.5.gz
	25.5K	Nov 7 20:45	/var/log/messages.6.gz
	48.0K	Nov 7 17:45	/var/log/messages.7.gz
	32.8K	Nov 7 13:45	/var/log/messages.8.gz
	684B	Nov 8 17:02	/var/log/wtmp.0.gz
	58B	Nov 7 12:40	/var/log/wtmp.1.gz
	124.0K	Nov 7 17:34	/var/tmp/gres-tp/env.dat
	0B	Nov 7 12:40	/var/tmp/gres-tp/lock
	0B	Nov 7 12:59	/var/tmp/if-rtbdb/env.lock
	12.0K	Nov 7 17:39	/var/tmp/if-rtbdb/env.mem
	2688.0K	Nov 7 17:39	/var/tmp/if-rtbdb/shm_usr1.mem
	132.0K	Nov 7 17:40	/var/tmp/if-rtbdb/shm_usr2.mem
	2048.0K	Nov 7 17:39	/var/tmp/if-rtbdb/trace.mem
	155B	Nov 7 17:40	/var/tmp/krt_gencfg_filter.txt
	0B	Nov 7 17:39	/var/tmp/rtbdb/if-rtbdb

```

request system user@switch> request system storage cleanup qfabric component A0001/YA0197
storage cleanup Repository type: regular
Repository head: /pbstorage

```

```

qfabric component      Creating list of debug artifacts to be removed under:
device-name (QFabric  /pbstorage/rdumps/A0001/YA0197
Switches)            Removing debug artifacts ... (press control C to abort)
                        Removing /pbstorage/rdumps/A0001/YA0197/cosd.core.0.0.05162011123308.gz ... done
                        Removing /pbstorage/rdumps/A0001/YA0197/cosd.core.1.0.05162011123614.gz ... done
                        Removing /pbstorage/rdumps/A0001/YA0197/cosd.core.2.0.05162011123920.gz ... done
                        Removing /pbstorage/rdumps/A0001/YA0197/livekcore.05132011163930.gz ... done
                        Removing /pbstorage/rdumps/A0001/YA0197/tnetd.core.0.1057.05162011124500.gz ...
                        done
                        Removing /pbstorage/rdumps/A0001/YA0197/vmcore.05132011120528.gz ... done
                        Removing /pbstorage/rdumps/A0001/YA0197/vmcore.kz ... done
                        Creating list of debug artifacts to be removed under: /pbstorage/rlogs/A0001/YA0197
                        Removing debug artifacts ... (press control C to abort)
                        Removing /pbstorage/rlogs/A0001/YA0197/kdumpinfo.05132011120528 ... done
                        Removing /pbstorage/rlogs/A0001/YA0197/kernel.tarball.0.1039.05122011234415.tgz
                        ... done
                        Removing /pbstorage/rlogs/A0001/YA0197/kernel.tarball.1.1039.05132011175544.tgz
                        ... done
                        Removing /pbstorage/rlogs/A0001/YA0197/tnetd.tarball.0.1057.05162011175453.tgz
                        ... done

request system      user@switch> request system storage cleanup qfabric component EE3093 repository core
storage cleanup    Repository scope: shared
qfabric component  Repository head: /pbdata/export
device-name       Repository name: core
repository core   Creating list of debug artifacts to be removed under: /pbdata/export/rdumps/EE3093
(QFabric Switches) NOTE: core repository under /pbdata/export/rdumps/EE3093 empty

request system      user@switch> request system storage cleanup qfabric component all
storage cleanup    Repository scope: shared
qfabric component all Repository head: /pbdata/export
(QFabric Switches) Creating list of debug artifacts to be removed under: /pbdata/export/rdumps
                        NOTE: core repository under /pbdata/export/rdumps/all empty
                        Creating list of debug artifacts to be removed under: /pbdata/export/rlogs
                        List of debug artifacts to clean up ... (press control C to abort)
                        /pbdata/export/rlogs/73747cd8-0710-11e1-b6a4-00e081c5297e/install-11072011125819.log
                        /pbdata/export/rlogs/77116f18-0710-11e1-a2a0-00e081c5297e/install-11072011125819.log
                        /pbdata/export/rlogs/BBAK0372/install-11072011121538.log
                        /pbdata/export/rlogs/BBAK0394/install-11072011121532.log
                        /pbdata/export/rlogs/EE3093/install-11072011121536.log
                        /pbdata/export/rlogs/WS001/YN5999/install-11072011121644.log
                        /pbdata/export/rlogs/WS001/YW3803/install-11072011122429.log
                        /pbdata/export/rlogs/cd78871a-0710-11e1-878e-00e081c5297e/install-11072011125932.log
                        /pbdata/export/rlogs/d0afdale-0710-11e1-a1d0-00e081c5297e/install-11072011125930.log
                        /pbdata/export/rlogs/d0afdale-0710-11e1-a1d0-00e081c5297e/install-11072011133211.log
                        /pbdata/export/rlogs/d0afdale-0710-11e1-a1d0-00e081c5297e/install-11072011155302.log
                        /pbdata/export/rlogs/d31ab7a6-0710-11e1-ad1b-00e081c5297e/install-11072011125931.log
                        /pbdata/export/rlogs/d4d0f254-0710-11e1-90c3-00e081c5297e/install-11072011125932.log

```


restart

Syntax	<pre>restart <adaptive-services ancpd-service application-identification audit-process auto-configuration captive-portal-content-delivery ce-l2tp-service chassis-control class-of-service clksyncd-service database-replication datapath-trace-service dhcp-service diameter-service disk-monitoring dynamic-flow-capture ecc-error-logging ethernet-connectivity-fault-management ethernet-link-fault-management event-processing firewall general-authentication-service gracefully iccp-service idp-policy immediately interface-control ipsec-key-management kernel-replication l2-learning l2cpd-service l2tp-service l2tp-universal-edge lacp license-service link-management local-policy-decision-function mac-validation mib-process mobile-ip mountd-service mpls-traceroute mspd multicast-snooping named-service nfsd-service packet-triggered-subscribers peer-selection-service pgcp-service pgm pic-services-logging pki-service ppp ppp-service pppoe protected-system-domain-service redundancy-interface-process remote-operations root-system-domain-service routing <logical-system <i>logical-system-name</i>> sampling sbc-configuration-process sdk-service service-deployment services services pgcp gateway <i>gateway-name</i> snmp soft static-subscribers statistics-service subscriber-management subscriber-management-helper tunnel-oamd usb-control vrrp web-management> <gracefully immediately soft></pre>
Syntax (EX Series Switches)	<pre>restart <autoinstallation chassis-control class-of-service database-replication dhcp dhcp-service diameter-service dot1x-protocol ethernet-link-fault-management ethernet-switching event-processing firewall general-authentication-service interface-control kernel-replication l2-learning lacp license-service link-management lldpd-service mib-process mountd-service multicast-snooping pgm redundancy-interface-process remote-operations routing secure-neighbor-discovery service-deployment sflow-service snmp vrrp web-management> <gracefully immediately soft></pre>
Syntax (TX Matrix Routers)	<pre>restart <adaptive-services audit-process chassis-control class-of-service dhcp-service diameter-service disk-monitoring dynamic-flow-capture ecc-error-logging event-processing firewall interface-control ipsec-key-management kernel-replication l2-learning l2tp-service lacp link-management mib-process pgm pic-services-logging ppp pppoe redundancy-interface-process remote-operations routing <logical-system <i>logical-system-name</i>> sampling service-deployment snmp statistics-service> <all-chassis all-lcc lcc <i>number</i> scc> <gracefully immediately soft></pre>
Syntax (TX Matrix Plus Routers)	<pre>restart <adaptive-services audit-process chassis-control class-of-service dhcp-service diameter-service disk-monitoring dynamic-flow-capture ecc-error-logging event-processing firewall interface-control ipsec-key-management kernel-replication l2-learning l2tp-service lacp link-management mib-process pgm pic-services-logging ppp pppoe redundancy-interface-process remote-operations routing <logical-system <i>logical-system-name</i>> sampling service-deployment snmp statistics-service> <all-chassis all-lcc all-sfc lcc <i>number</i> sfc <i>number</i>> <gracefully immediately soft></pre>

Syntax (MX Series Routers)	<pre>restart <adaptive-services ancpd-service application-identification audit-process auto-configuration captive-portal-content-delivery ce-l2tp-service chassis-control class-of-service clksyncd-service database-replication datapath-trace-service dhcp-service diameter-service disk-monitoring dynamic-flow-capture ecc-error-logging ethernet-connectivity-fault-management ethernet-link-fault-management event-processing firewall general-authentication-service gracefully iccp-service idp-policy immediately interface-control ipsec-key-management kernel-replication l2-learning l2cpd-service l2tp-service l2tp-universal-edge lacp license-service link-management local-policy-decision-function mac-validation mib-process mobile-ip mountd-service mpls-traceroute mspd multicast-snooping named-service nfsd-service packet-triggered-subscribers peer-selection-service pgcp-service pgm pic-services-logging pki-service ppp ppp-service pppoe protected-system-domain-service redundancy-interface-process remote-operations root-system-domain-service routing routing <logical-system <i>logical-system-name</i>> sampling sbc-configuration-process sdk-service service-deployment services services pgcp gateway <i>gateway-name</i> snmp soft static-subscribers statistics-service subscriber-management subscriber-management-helper tunnel-oamd usb-control vrrp web-management> <all-members> <gracefully immediately soft> <local> <member <i>member-id</i>></pre>
Syntax (J Series Routers)	<pre>restart <adaptive-services audit-process chassis-control class-of-service dhcp dhcp-service dialer-services diameter-service dlsw event-processing firewall interface-control ipsec-key-management isdn-signaling l2ald l2-learning l2tp-service mib-process network-access-service pgm ppp pppoe remote-operations routing <logical-system <i>logical-system-name</i>> sampling service-deployment snmp usb-control web-management> <gracefully immediately soft></pre>
Syntax (QFX Series)	<pre>restart <adaptive-services audit-process chassis-control class-of-service dialer-services diameter-service dlsw ethernet-connectivity event-processing fibre-channel firewall general-authentication-service igmp-host-services interface-control ipsec-key-management isdn-signaling l2ald l2-learning l2tp-service mib-process named-service network-access-service nstrace-process pgm ppp pppoe redundancy-interface-process remote-operations <i>logical-system-name</i>> routing sampling secure-neighbor-discovery service-deployment snmp usb-control web-management> <gracefully immediately soft></pre>
Release Information	<p>Command introduced before Junos OS Release 7.4.</p> <p>Command introduced in Junos OS Release 9.0 for EX Series switches.</p> <p>Command introduced in Junos OS Release 11.1 for the QFX Series.</p> <p>Options added:</p> <ul style="list-style-type: none"> • dynamic-flow-capture in Junos OS Release 7.4. • dlsw in Junos OS Release 7.5. • event-processing in Junos OS Release 7.5.

- **ppp** in Junos OS Release 7.5.
- **l2ald** in Junos OS Release 8.0.
- **link-management** in Release 8.0.
- **pgcp-service** in Junos OS Release 8.4.
- **sbc-configuration-process** in Junos OS Release 9.5.
- **services pgcp gateway** in Junos OS Release 9.6.
- **sfc** and **all-sfc** for the TX Matrix Router in Junos OS Release 9.6.

Description Restart a Junos OS process.



CAUTION: Never restart a software process unless instructed to do so by a customer support engineer. A restart might cause the router or switch to drop calls and interrupt transmission, resulting in possible loss of data.

Options **none**—Same as **gracefully**.

adaptive-services—(Optional) Restart the configuration management process that manages the configuration for stateful firewall, Network Address Translation (NAT), intrusion detection services (IDS), and IP Security (IPsec) services on the Adaptive Services PIC.

all-chassis—(TX Matrix and TX Matrix Plus routers only) (Optional) Restart the software process on all chassis.

all-lcc—(TX Matrix and TX Matrix Plus routers only) (Optional) For a TX Matrix router, restart the software process on all T640 routers connected to the TX Matrix router. For a TX Matrix Plus router, restart the software process on all T1600 routers connected to the TX Matrix Plus router.

all-members—(MX Series routers only) (Optional) Restart the software process for all members of the Virtual Chassis configuration.

all-sfc—(TX Matrix Plus routers only) (Optional) For a TX Matrix Plus router, restart the software processes for the TX Matrix Plus router (or switch-fabric chassis).

ancpd-service—(Optional) Restart the Access Node Control Protocol (ANCP) process, which works with a special Internet Group Management Protocol (IGMP) session to collect outgoing interface mapping events in a scalable manner.

application-identification—(Optional) Restart the process that identifies an application using intrusion detection and prevention (IDP) to allow or deny traffic based on applications running on standard or nonstandard ports.

audit-process—(Optional) Restart the RADIUS accounting process that gathers statistical data that can be used for general network monitoring, analyzing and tracking usage patterns, for billing a user based upon the amount of time or type of services accessed.

auto-configuration—(Optional) Restart the Interface Auto-Configuration process.

autoinstallation—(EX Series switches only) (Optional) Restart the autoinstallation process.

captive-portal-content-delivery—(Optional) Restart the HTTP redirect service by specifying the location to which a subscriber's initial Web browser session is redirected, enabling initial provisioning and service selection for the subscriber.

ce-l2tp-service—(M10, M10i, M7i, and MX Series routers only) (Optional) Restart the Universal Edge Layer 2 Tunneling Protocol (L2TP) process, which establishes L2TP tunnels and Point-to-Point Protocol (PPP) sessions through L2TP tunnels.

chassis-control—(Optional) Restart the chassis management process.

class-of-service—(Optional) Restart the class-of-service (CoS) process, which controls the router's or switch's CoS configuration.

clksyncd-service—(Optional) Restart the external clock synchronization process, which uses synchronous Ethernet (SyncE).

database-replication—(EX Series switches and MX Series routers) (Optional) Restart the database replication process.

datapath-trace-service—(Optional) Restart the packet path tracing process.

dhcp—(J Series routers and EX Series switches only) (Optional) Restart the software process for a Dynamic Host Configuration Protocol (DHCP) server. A DHCP server allocates network IP addresses and delivers configuration settings to client hosts without user intervention.

dhcp-service— (Optional) Restart the Dynamic Host Configuration Protocol process.

dialer-services—(J Series routers and EX Series switches only) (Optional) Restart the ISDN dial-out process.

diameter-service—(Optional) Restart the diameter process.

disk-monitoring—(Optional) Restart disk monitoring, which checks the health of the hard disk drive on the Routing Engine.

dls—(J Series routers and QFX Series only) (Optional) Restart the data link switching (DLSw) service.

dot1x-protocol—(EX Series switches only) (Optional) Restart the port-based network access control process.

dynamic-flow-capture—(Optional) Restart the dynamic flow capture (DFC) process, which controls DFC configurations on Monitoring Services III PICs.

ecc-error-logging—(Optional) Restart the error checking and correction (ECC) process, which logs ECC parity errors in memory on the Routing Engine.

ethernet-connectivity-fault-management—(Optional) Restart the process that provides IEEE 802.1ag Operation, Administration, and Management (OAM) connectivity fault management (CFM) database information for CFM maintenance association end points (MEPs) in a CFM session.

ethernet-link-fault-management—(EX Series switches and MX Series routers only)
(Optional) Restart the process that provides the OAM link fault management (LFM) information for Ethernet interfaces.

ethernet-switching—(EX Series switches only) (Optional) Restart the Ethernet switching process.

event-processing—(Optional) Restart the event process (eventd).

fibre-channel—(QFX Series only) (Optional) Restart the Fibre Channel process.

firewall—(Optional) Restart the firewall management process, which manages the firewall configuration and enables accepting or rejecting packets that are transiting an interface on a router or switch.

general-authentication-service—(EX Series switches and MX Series routers) (Optional)
Restart the general authentication process.

gracefully—(Optional) Restart the software process.

iccp-service—(Optional) Restart the Inter-Chassis Communication Protocol (ICCP) process.

idp-policy—(Optional) Restart the intrusion detection and prevention (IDP) protocol process.

immediately—(Optional) Immediately restart the software process.

interface-control—(Optional) Restart the interface process, which controls the router's or switch's physical interface devices and logical interfaces.

ipsec-key-management—(Optional) Restart the IPsec key management process.

isdn-signaling—(J Series routers and QFX Series only) (Optional) Restart the ISDN signaling process, which initiates ISDN connections.

kernel-replication—(Optional) Restart the kernel replication process, which replicates the state of the backup Routing Engine when graceful Routing Engine switchover (GRES) is configured.

l2-learning—(Optional) Restart the Layer 2 address flooding and learning process.

l2cpd-service—(Optional) Restart the Layer 2 Control Protocol process, which enables features such as Layer 2 protocol tunneling and nonstop bridging.

l2tp-service— (M10, M10i, M7i, and MX Series routers only) (Optional) Restart the Layer 2 Tunneling Protocol (L2TP) process, which sets up client services for establishing Point-to-Point Protocol (PPP) tunnels across a network and negotiating Multilink PPP if it is implemented.

l2tp-universal-edge— (MX Series routers) (Optional) Restart the L2TP process, which establishes L2TP tunnels and PPP sessions through L2TP tunnels.

lACP— (Optional) Restart the Link Aggregation Control Protocol (LACP) process. LACP provides a standardized means for exchanging information between partner systems on a link to allow their link aggregation control instances to reach agreement on the identity of the LAG to which the link belongs, and then to move the link to that LAG, and to enable the transmission and reception processes for the link to function in an orderly manner.

lcc number— (TX Matrix and TX Matrix Plus routers only) (Optional) For a TX Matrix router, restart the software process for a specific T640 router that is connected to the TX Matrix router. For a TX Matrix Plus router, restart the software process for a specific T1600 router that is connected to the TX Matrix Plus router. Replace **number** with a value from 0 through 3.

license-service— (EX Series switches) (Optional) Restart the feature license management process.

link-management— (TX Matrix and TX Matrix Plus routers and EX Series switches only) (Optional) Restart the Link Management Protocol (LMP) process, which establishes and maintains LMP control channels.

lldpd-service— (EX Series switches only) (Optional) Restart the Link Layer Discovery Protocol (LLDP) process.

local— (MX Series routers only) (Optional) Restart the software process for the local Virtual Chassis member.

local-policy-decision-function— (Optional) Restart the process for the Local Policy Decision Function, which regulates collection of statistics related to applications and application groups and tracking of information about dynamic subscribers and static interfaces.

mac-validation— (Optional) Restart the Media Access Control (MAC) validation process, which configures MAC address validation for subscriber interfaces created on demux interfaces in dynamic profiles on MX Series routers.

member member-id— (MX Series routers only) (Optional) Restart the software process for a specific member of the Virtual Chassis configuration. Replace **member-id** with a value of 0 or 1.

mib-process— (Optional) Restart the Management Information Base (MIB) version II process, which provides the router's MIB II agent.

mobile-ip— (Optional) Restart the Mobile IP process, which configures Junos OS Mobile IP features.

mountd-service—(EX Series switches and MX Series router) (Optional) Restart the service for NFS mount requests.

mpls-traceroute—(Optional) Restart the MPLS Periodic Traceroute process.

mspd—(Optional) Restart the Multiservice process.

multicast-snooping—(EX Series switches and MX Series routers) (Optional) Restart the multicast snooping process, which makes Layer 2 devices, such as VLAN switches, aware of Layer 3 information, such as the media access control (MAC) addresses of members of a multicast group.

named-service—(Optional) Restart the DNS Server process, which is used by a router or a switch to resolve hostnames into addresses.

network-access-service—(J Series routers and QFX Series only) (Optional) Restart the network access process, which provides the router's Challenge Handshake Authentication Protocol (CHAP) authentication service.

nfsd-service—(Optional) Restart the Remote NFS Server process, which provides remote file access for applications that need NFS-based transport.

packet-triggered-subscribers—(Optional) Restart the packet-triggered subscribers and policy control (PTSP) process, which allows the application of policies to dynamic subscribers that are controlled by a subscriber termination device.

peer-selection-service—(Optional) Restart the Peer Selection Service process.

pgcp-service—(Optional) Restart the pgcpd service process running on the Routing Engine. This option does not restart pgcpd processes running on mobile station PICs. To restart pgcpd processes running on mobile station PICs, use the **services pgcp gateway** option.

pgm—(Optional) Restart the process that implements the Pragmatic General Multicast (PGM) protocol for assisting in the reliable delivery of multicast packets.

pic-services-logging—(Optional) Restart the logging process for some PICs. With this process, also known as fsad (the file system access daemon), PICs send special logging information to the Routing Engine for archiving on the hard disk.

pki-service—(Optional) Restart the PKI Service process.

ppp—(Optional) Restart the Point-to-Point Protocol (PPP) process, which is the encapsulation protocol process for transporting IP traffic across point-to-point links.

ppp-service—(Optional) Restart the Universal edge PPP process, which is the encapsulation protocol process for transporting IP traffic across universal edge routers.

pppoe—(Optional) Restart the Point-to-Point Protocol over Ethernet (PPPoE) process, which combines PPP that typically runs over broadband connections with the Ethernet link-layer protocol that allows users to connect to a network of hosts over a bridge or access concentrator.

protected-system-domain-service—(Optional) Restart the Protected System Domain (PSD) process.

redundancy-interface-process—(Optional) Restart the ASP redundancy process.

remote-operations—(Optional) Restart the remote operations process, which provides the ping and traceroute MIBs.

root-system-domain-service—(Optional) Restart the Root System Domain (RSD) service.

routing—(QFX Series, EX Series switches, and MX Series routers only) (Optional) Restart the routing protocol process.

routing <logical-system *logical-system-name*>—(Optional) Restart the routing protocol process, which controls the routing protocols that run on the router or switch and maintains the routing tables. Optionally, restart the routing protocol process for the specified logical system only.

sampling—(Optional) Restart the sampling process, which performs packet sampling based on particular input interfaces and various fields in the packet header.

sbc-configuration-process—(Optional) Restart the session border controller (SBC) process of the border signaling gateway (BSG).

scc—(TX Matrix routers only) (Optional) Restart the software process on the TX Matrix router (or switch-card chassis).

sdk-service—(Optional) Restart the SDK Service process, which runs on the Routing Engine and is responsible for communications between the SDK application and Junos OS. Although the SDK Service process is present on the router, it is turned off by default.

secure-neighbor-discovery—(QFX Series, EX Series switches, and MX Series routers only) (Optional) Restart the secure Neighbor Discovery Protocol (NDP) process, which provides support for protecting NDP messages.

sfc *number*—(TX Matrix Plus routers only) (Optional) Restart the software process on the TX Matrix Plus router (or switch-fabric chassis). Replace ***number*** with **0**.

service-deployment—(Optional) Restart the service deployment process, which enables Junos OS to work with the Session and Resource Control (SRC) software.

services—(Optional) Restart a service.

services pgcp gateway *gateway-name*—(Optional) Restart the pgcpd process for a specific border gateway function (BGF) running on an MS-PIC. This option does not restart the pgcpd process running on the Routing Engine. To restart the pgcpd process on the Routing Engine, use the **pgcp-service** option.

sflow-service—(EX Series switches only) (Optional) Restart the flow sampling (sFlow technology) process.

snmp—(Optional) Restart the SNMP process, which enables the monitoring of network devices from a central location and provides the router's or switch's SNMP master agent.

soft—(Optional) Reread and reactivate the configuration without completely restarting the software processes. For example, BGP peers stay up and the routing table stays constant. Omitting this option results in a graceful restart of the software process.

static-subscribers—(Optional) Restart the Static subscribers process, which associates subscribers with statically configured interfaces and provides dynamic service activation and activation for these subscribers.

statistics-service—(Optional) Restart the process that manages the Packet Forwarding Engine statistics.

subscriber-management—(Optional) Restart the Subscriber Management process.

subscriber-management-helper—(Optional) Restart the Subscriber Management Helper process.

tunnel-oamd—(Optional) Restart the Tunnel OAM process, which enables the Operations, Administration, and Maintenance of Layer 2 tunneled networks. Layer 2 protocol tunneling (L2PT) allows service providers to send Layer 2 protocol data units (PDUs) across the provider's cloud and deliver them to Juniper Networks EX Series Ethernet Switches that are not part of the local broadcast domain.

usb-control—(J Series routers and MX Series routers) (Optional) Restart the USB control process.

vrrp—(EX Series switches and MX Series routers) (Optional) Restart the Virtual Router Redundancy Protocol (VRRP) process, which enables hosts on a LAN to make use of redundant routing platforms on that LAN without requiring more than the static configuration of a single default route on the hosts.

web-management—(J Series routers, QFX Series, EX Series switches, and MX Series routers) (Optional) Restart the Web management process.

Required Privilege Level reset

Related Documentation

- Overview of Junos OS CLI Operational Mode Commands

List of Sample Output [restart interfaces on page 955](#)

Output Fields When you enter this command, you are provided feedback on the status of your request.

Sample Output

restart interfaces user@host> restart interfaces

```
interfaces process terminated  
interfaces process restarted
```

show arp

Syntax	<pre>show arp <expiration-time> <logical-system <i>logical-system-name</i>> <no-resolve> <vpn <i>vpn-name</i>></pre>
Release Information	<p>Command introduced before Junos OS Release 7.4.</p> <p>expiration-time option added in Junos OS Release 8.1.</p> <p>logical-system and vpn options added in Junos OS Release 10.1.</p>
Description	<p>Display all entries in the Address Resolution Protocol (ARP) table. To display entries for a particular logical system only, first enter the set cli logical-system <i>logical-system-name</i> command, and then enter the show arp command.</p>
Options	<p>none—Display the entries in the ARP table.</p> <p>expiration-time—(Optional) Display the amount of time, in seconds, until each ARP entry is set to expire.</p> <p>logical-system <i>logical-system-name</i>—(Optional) Display ARP entries for the specified logical system; only available on the main router context.</p> <p>no-resolve—(Optional) Do not attempt to determine the hostname that corresponds to the IP address.</p> <p>vpn <i>vpn-name</i>—(Optional) Display entries in the ARP table for the specified virtual private network's (VPN) routing table.</p>
Required Privilege Level	view
Related Documentation	<ul style="list-style-type: none"> • clear arp on page 821 • set cli logical-system on page 665
List of Sample Output	<p>show arp on page 958</p> <p>show arp no-resolve on page 958</p> <p>show arp expiration-time on page 958</p>
Output Fields	<p>Table 132 on page 957 describes the output fields for the show arp command. Output fields are listed in the approximate order in which they appear.</p>

Table 132: show arp Output Fields

Field Name	Field Description
MAC Address	Media access control (MAC) address that corresponds to the IP address.
Address	IP address that corresponds to the hostname.

Table 132: show arp Output Fields (*continued*)

Field Name	Field Description
Name	Hostname.
Interface	Interface name.
Flags	(no-resolve option only) Indicates how mappings between IP and MAC addresses are defined: <ul style="list-style-type: none"> • Permanent—Static mapping. • Permanent and published—Static mapping that is published. • None—Dynamic mapping.
TTE	(expiration-time option only) Amount of time, in seconds, until ARP entry is set to expire.

Sample Output

```

show arp user@host> show arp
MAC Address      Address      Name          Interface
00:e0:81:22:fd:74 192.168.64.10 firewall.my.net fxp0.0
00:04:5a:65:78:e1 192.168.65.13 lab.my net     fxp0.0

show arp no-resolve user@host> show arp no-resolve
MAC Address      Address      Interface      Flags
00:90:69:96:00:01 10.10.45.5   fe-0/0/1.0     none
00:00:00:00:00:01 200.200.200.1 fe-0/0/0.0     permanent published
00:00:00:00:00:02 200.200.200.2 fe-0/0/0.0     permanent
00:90:69:91:b0:00 200.200.200.3 fe-0/0/0.0     none
Total entries: 4

show arp expiration-time user@host> show arp expiration-time
MAC Address      Address      Name          Interface      Flags TTE
00:a0:a5:12:3e:d4 10.0.0.5     10.0.0.5      fxp1.0         none
00:e0:81:22:fd:74 192.168.64.10 supernova.englab.juniper. fxp0.0 none 1491
00:30:48:84:03:56 192.168.65.46 kgb.englab.juniper.net   fxp0.0 none 1279
00:03:ba:12:f7:5e 192.168.65.226 nmssun1-eri0.englab.junip fxp0.0 none 452
00:90:69:8e:b0:fc 192.168.71.254 stonewall-ge-200.englab.j fxp0.0 none 1421
Total entries: 5

```

show configuration

Syntax	<code>show configuration</code> <code><statement-path></code>
Release Information	Command introduced before Junos OS Release 7.4. Command introduced in Junos OS Release 9.0 for EX Series switches.
Description	Display the configuration that currently is running on the router or switch, which is the last committed configuration.
Options	<p>none—Display the entire configuration.</p> <p>statement-path—(Optional) Display one of the following hierarchies in a configuration. (Each statement-path option has additional suboptions not described here. See the appropriate configuration guide or EX Series switch documentation for more information.)</p> <ul style="list-style-type: none"> • access—Network access configuration. • access-profile—Access profile configuration. • accounting-options—Accounting data configuration. • applications—Applications defined by protocol characteristics. • apply-groups—Groups from which configuration data is inherited. • chassis—Chassis configuration. • chassis network-services—Current running mode. • class-of-service—Class-of-service configuration. • diameter—Diameter base protocol layer configuration. • ethernet-switching-options—(EX Series switch only) Ethernet switching configuration. • event-options—Event processing configuration. • firewall—Firewall configuration. • forwarding-options—Options that control packet sampling. • groups—Configuration groups. • interfaces—Interface configuration. • jsrc—JSRC partition configuration. • jsrc-partition—JSRC partition configuration. • logical-systems—Logical system configuration. • poe—(EX Series switch only) Power over Ethernet configuration. • policy-options—Routing policy option configuration. • protocols—Routing protocol configuration.

- **routing-instances**—Routing instance configuration.
- **routing-options**—Protocol-independent routing option configuration.
- **security**—Security configuration.
- **services**—Service PIC applications configuration.
- **snmp**—Simple Network Management Protocol configuration.
- **system**—System parameters configuration.
- **virtual-chassis**—(EX Series switch only) Virtual Chassis configuration.
- **vlan**—(EX Series switch only) VLAN configuration.

Additional Information	The portions of the configuration that you can view depend on the user class that you belong to and the corresponding permissions. If you do not have permission to view a portion of the configuration, the text ACCESS-DENIED is substituted for that portion of the configuration. If you do not have permission to view authentication keys and passwords in the configuration, because the secret permission bit is not set for your user account, the text SECRET-DATA is substituted for that portion of the configuration. If an identifier in the configuration contains a space, the identifier is displayed in quotation marks.
Required Privilege Level	view
Related Documentation	<ul style="list-style-type: none">• Displaying the Current Junos OS Configuration• Overview of Junos OS CLI Operational Mode Commands
List of Sample Output	show configuration on page 960 show configuration policy-options on page 961
Output Fields	This command displays information about the current running configuration.

Sample Output

```
show configuration      user@host> show configuration
## Last commit: 2006-10-31 14:13:00 PST by alant version "8.2I0 [builder]"; ##
last changed: 2006-10-31 14:05:53 PST
system {
    host-name nestor;
    domain-name east.net;
    backup-router 192.1.1.254;
    time-zone America/Los_Angeles;
    default-address-selection;
    name-server {
        192.154.169.254;
        192.154.169.249;
        192.154.169.176;
    }
    services {
        telnet;
    }
    tacplus-server {
```

```

        1.2.3.4 {
            secret /* SECRET-DATA */;
            ...
        }
    }
}
interfaces {
    ...
}
protocols {
    isis {
        export "direct routes";
    }
}
policy-options {
    policy-statement "direct routes" {
        from protocol direct;
        then accept;
    }
}

```

```

show configuration policy-options user@host> show configuration policy-options
policy-options {
    policy-statement "direct routes" {
        from protocol direct;
        then accept;
    }
}

```

show database-replication statistics

Syntax	show database-replication statistics
Release Information	Command introduced in Junos OS Release 9.3.
Description	Display statistics regarding the replication of the subscriber management session database.
Options	This command has no options.
Required Privilege Level	view
Related Documentation	<ul style="list-style-type: none"> show database-replication summary on page 964
List of Sample Output	show database-replication statistics on page 962
Output Fields	Table 133 on page 962 lists the output fields for the show database-replication statistics command. Output fields are listed in the approximate order in which they appear.

Table 133: show database-replication statistics Output Fields

Field Name	Field Description
General	Number of dropped connections and the maximum buffer count.
Message Received	Total size of messages received and the number of received messages that have been processed.
Message Sent	Total size of messages sent and the number of sent messages that have been processed.
Message Queue	Number of messages in the queue and the maximum size of the queue.

Sample Output

```

show user@host> show database-replication statistics
database-replication
statistics
General:
  Dropped connections      0
  Max buffer count        0
Message received:
  Size (bytes)            0
  Processed               0
Message sent:
  Size (bytes)            0
  Processed               0
Message queue:

```


Queue full	0
Max queue size	0

show database-replication summary

Syntax	show database-replication summary
Release Information	Command introduced in Junos OS Release 9.3.
Description	Display summary information regarding database replication for the subscriber management session database.
Options	This command has no options.
Required Privilege Level	view
Related Documentation	<ul style="list-style-type: none"> • show database-replication statistics on page 962
List of Sample Output	show database-replication summary on page 965
Output Fields	Table 134 on page 964 lists the output fields for the show database-replication summary command. Output fields are listed in the approximate order in which they appear.

Table 134: show database-replication summary Output Fields

Field Name	Field Description
Graceful Restart	State of graceful Routing Engine switchover (GRES): <ul style="list-style-type: none"> • Enabled • Disabled
Mastership	State of the Routing Engine: <ul style="list-style-type: none"> • Master • Standby
Connection	State of the connection: <ul style="list-style-type: none"> • Up • Down
Database	State of the subscriber management database: <ul style="list-style-type: none"> • Available • Unavailable • Synchronized
Message Queue	State of the message queue: <ul style="list-style-type: none"> • Full • Init • Not Ready • Ready

Sample Output

```
show database-replication summary
user@host> show database-replication summary
General:
  Graceful Restart      Enabled
  Mastership            Standby
  Connection            Up
  Database              Available
  Message Queue         Ready
```

show dhcp server binding

Syntax	<pre>show dhcp server binding <address> <brief detail summary> <interface interface-name> <interfaces-vlan> <interfaces-wildcard> <logical-system logical-system-name> <routing-instance routing-instance-name></pre>
Release Information	Command introduced in Junos OS Release 9.0. Options <i>interfaces-vlan</i> and <i>interfaces-wildcard</i> added in Junos OS Release 12.1.
Description	Display the address bindings in the client table on the extended Dynamic Host Configuration Protocol (DHCP) local server.
Options	<p>address—(Optional) Display DHCP binding information for a specific client identified by one of the following entries:</p> <ul style="list-style-type: none">• <i>ip-address</i>—The specified IP address.• <i>mac-address</i>—The specified MAC address.• <i>session-id</i>—The specified session ID. <p>brief detail summary—(Optional) Display the specified level of output about active client bindings. The default is brief, which produces the same output as show dhcp server binding.</p> <p>interface interface-name—(Optional) Display information about active client bindings on the specified interface. You can optionally filter on VLAN ID and SVLAN ID.</p> <p>interfaces-vlan—(Optional) Show the binding state information on the interface VLAN ID and S-VLAN ID.</p> <p>interfaces-wildcard—(Optional) The set of interfaces on which to show the binding state information. This option supports the use of the wildcard character (*).</p> <p>logical-system logical-system-name—(Optional) Display information about active client bindings for DHCP clients on the specified logical system.</p> <p>routing-instance routing-instance-name—(Optional) Display information about active client bindings for DHCP clients on the specified routing instance.</p>
Required Privilege Level	view
Related Documentation	<ul style="list-style-type: none">• Clearing DHCP Bindings for Subscriber Access• clear dhcp server binding on page 822

List of Sample Output

- [show dhcp server binding on page 968](#)
- [show dhcp server binding detail on page 968](#)
- [show dhcp server binding interface <vlan-id> on page 969](#)
- [show dhcp server binding interface <svlan-id> on page 969](#)
- [show dhcp server binding <ip-address> on page 969](#)
- [show dhcp server binding <session-id> on page 969](#)
- [show dhcp server binding summary on page 969](#)
- [show dhcp server binding <interfaces-vlan> on page 969](#)
- [show dhcp server binding <interfaces-wildcard> on page 969](#)

Output Fields [Table 135 on page 967](#) lists the output fields for the **show dhcp server binding** command. Output fields are listed in the approximate order in which they appear.

Table 135: show dhcp server binding Output Fields

Field Name	Field Description	Level of Output
<i>number</i> clients, (<i>number</i> init, <i>number</i> bound, <i>number</i> selecting, <i>number</i> requesting, <i>number</i> renewing, <i>number</i> releasing)	Summary counts of the total number of DHCP clients and the number of DHCP clients in each state.	summary
IP address	IP address of the DHCP client.	brief detail
Session Id	Session ID of the subscriber session.	brief detail
Hardware address	Hardware address of the DHCP client.	brief detail
Expires	Number of seconds in which lease expires.	brief detail
State	State of the address binding table on the extended DHCP local server: <ul style="list-style-type: none"> • BOUND—Client has active IP address lease. • FORCERENEW—Client has received forcerenew message from server. • INIT—Initial state. • RELEASE—Client is releasing IP address lease. • RENEWING—Client sending request to renew IP address lease. • REQUESTING—Client requesting a DHCP server. • SELECTING—Client receiving offers from DHCP servers. 	brief detail
Interface	Interface on which the request was received.	brief
Lease Expires	Date and time at which the client's IP address lease expires.	detail
Lease Expires in	Number of seconds in which lease expires.	detail

Table 135: show dhcp server binding Output Fields (*continued*)

Field Name	Field Description	Level of Output
Lease Start	Date and time at which the client's IP address lease started.	detail
Incoming Client Interface	Client's incoming interface.	detail
Server IP Address	IP address of DHCP server.	detail
Server Interface	Interface of DHCP server.	detail
Client Pool Name	Name of address pool used to assign client IP address lease.	detail

Sample Output

```

show dhcp server binding user@host> show dhcp server binding
binding                  IP address    Session Id   Hardware address  Expires    State    Interface
100.20.20.15             6             00:10:94:00:00:01 86180            BOUND      ge-1/0/0.0
100.20.20.16             7             00:10:94:00:00:02 86180            BOUND      ge-1/0/0.0
100.20.20.17             8             00:10:94:00:00:03 86180            BOUND      ge-1/0/0.0
100.20.20.18             9             00:10:94:00:00:04 86180            BOUND      ge-1/0/0.0
100.20.20.19            10            00:10:94:00:00:05 86180            BOUND      ge-1/0/0.0

show dhcp server binding detail user@host> show dhcp server binding detail
binding detail           Client IP Address: 100.20.20.15
                        Hardware Address:      00:10:94:00:00:01
                        State:                  BOUND(LOCAL_SERVER_STATE_BOUND_ON_INTF_DELETE)

                        Lease Expires:          2009-07-21 10:10:25 PDT
                        Lease Expires in:       86151 seconds
                        Lease Start:            2009-07-20 10:10:25 PDT
                        Incoming Client Interface: ge-1/0/0.0
                        Server Ip Address:      100.20.20.9
                        Server Interface:       none
                        Session Id:              6
                        Client Pool Name:       6
Client IP Address: 100.20.20.16
                        Hardware Address:      00:10:94:00:00:02
                        State:                  BOUND(LOCAL_SERVER_STATE_BOUND_ON_INTF_DELETE)

                        Lease Expires:          2009-07-21 10:10:25 PDT
                        Lease Expires in:       86151 seconds
                        Lease Start:            2009-07-20 10:10:25 PDT
                        Incoming Client Interface: ge-1/0/0.0
                        Server Ip Address:      100.20.20.9
                        Server Interface:       none
                        Session Id:              7
                        Client Pool Name:       7

```

```

show dhcp server binding interface ge-1/1/0:100
<vlan-id>
user@host> show dhcp server binding interface ge-1/1/0:100
IP address      Session Id  Hardware address  Expires  State  Interface
200.20.20.15    6          00:10:94:00:00:01 86124    BOUND  ge-1/1/0:100

show dhcp server binding interface ge-1/1/0:10-100
<svlan-id>
user@host> show dhcp server binding interface ge-1/1/0:10-100
IP address      Session Id  Hardware address  Expires  State  Interface
200.20.20.16    7          00:10:94:00:00:02 86124    BOUND  ge-1/1/0:10-100

show dhcp server binding <ip-address>
user@host> show dhcp server binding 100.20.20.19
IP address      Session Id  Hardware address  Expires  State  Interface
100.20.20.19    10         00:10:94:00:00:05 86081    BOUND  ge-1/0/0.0

show dhcp server binding <session-id>
user@host> show dhcp server binding 6
IP address      Session Id  Hardware address  Expires  State  Interface
200.20.20.15    6          00:10:94:00:00:01 86124    BOUND  ge-1/0/0.0

show dhcp server binding summary
user@host> show dhcp server binding summary
3 clients, (2 init, 1 bound, 0 selecting, 0 requesting, 0 renewing, 0 releasing)

show dhcp server binding ge-1/0/0:100-200
<interfaces-vlan>
user@host> show dhcp server binding ge-1/0/0:100-200
IP address      Session Id  Hardware address  Expires  State  Interface
192.168.0.17    42         00:10:94:00:00:02 86346    BOUND  ge-1/0/0.1073741827
192.168.0.16    41         00:10:94:00:00:01 86346    BOUND  ge-1/0/0.1073741827

show dhcp server binding ge-1/3/*
<interfaces-wildcard>
user@host> show dhcp server binding ge-1/3/*
IP address      Session Id  Hardware address  Expires  State  Interface
192.168.0.9     24         00:10:94:00:00:04 86361    BOUND  ge-1/3/0.110
192.168.0.8     23         00:10:94:00:00:03 86361    BOUND  ge-1/3/0.110
192.168.0.7     22         00:10:94:00:00:02 86361    BOUND  ge-1/3/0.110

```

show dhcp server statistics

Syntax	show dhcp server statistics <logical-system <i>logical-system-name</i>> <routing-instance <i>routing-instance-name</i>>
Release Information	Command introduced in Junos OS Release 9.0.
Description	Display extended Dynamic Host Configuration Protocol (DHCP) local server statistics.
Options	logical-system <i>logical-system-name</i> —(Optional) Display information about extended DHCP local server statistics on the specified logical system. If you do not specify a logical system, statistics are displayed for the default logical system. routing-instance <i>routing-instance-name</i> —(Optional) Display information about extended DHCP local server statistics on the specified routing instance. If you do not specify a routing instance, statistics are displayed for the default routing instance.
Required Privilege Level	view
Related Documentation	<ul style="list-style-type: none">• clear dhcp server statistics on page 825
List of Sample Output	show dhcp server statistics on page 971
Output Fields	Table 136 on page 971 lists the output fields for the show dhcp server statistics command. Output fields are listed in the approximate order in which they appear.

Table 136: show dhcp server statistics Output Fields

Field Name	Field Description
Packets dropped	<p>Number of packets discarded by the extended DHCP local server because of errors. Only nonzero statistics appear in the Packets dropped output. When all of the Packets dropped statistics are 0 (zero), only the Total field appears.</p> <ul style="list-style-type: none"> • Total—Total number of packets discarded by the extended DHCP local server • Authentication—Number of packets discarded because they could not be authenticated • Bad hardware address—Number of packets discarded because an invalid hardware address was specified • Bad opcode—Number of packets discarded because an invalid operation code was specified • Bad options—Number of packets discarded because invalid options were specified • Dynamic profile—Number of packets discarded due to dynamic profile information • Invalid server address—Number of packets discarded because an invalid server address was specified • No available addresses—Number of packets discarded because there were no addresses available for assignment • No interface match—Number of packets discarded because they did not belong to a configured interface • No routing instance match—Number of packets discarded because they did not belong to a configured routing instance • No valid local address—Number of packets discarded because there was no valid local address • Packet too short—Number of packets discarded because they were too short • Read error—Number of packets discarded because of a system read error • Send error—Number of packets that the extended DHCP local server could not send
Messages received	<p>Number of DHCP messages received.</p> <ul style="list-style-type: none"> • BOOTREQUEST—Number of BOOTP protocol data units (PDUs) received • DHCPDECLINE—Number of DHCP PDUs of type DECLINE received • DHCPDISCOVER—Number of DHCP PDUs of type DISCOVER received • DHCPINFORM—Number of DHCP PDUs of type INFORM received • DHCPRELEASE—Number of DHCP PDUs of type RELEASE received • DHCPREQUEST—Number of DHCP PDUs of type REQUEST received
Messages sent	<p>Number of DHCP messages sent.</p> <ul style="list-style-type: none"> • BOOTREPLY—Number of BOOTP PDUs transmitted • DHCPOFFER—Number of DHCP OFFER PDUs transmitted • DHCPACK—Number of DHCP ACK PDUs transmitted • DHCPNACK—Number of DHCP NACK PDUs transmitted • DHCPFORCERENEW—Number of DHCP FORCERENEW PDUs transmitted

Sample Output

```

show dhcp server statistics user@host> show dhcp server statistics
Packets dropped:
    Total                                0

Messages received:
    BOOTREQUEST                        25

```

DHCPDECLINE	0
DHCPDISCOVER	10
DHCPINFORM	0
DHCPRELEASE	4
DHCPREQUEST	10
Messages sent:	
BOOTREPLY	20
DHCPOFFER	10
DHCPACK	10
DHCPNAK	0
DHCPFORCERENEW	0

show dhcp statistics

Syntax	show dhcp statistics <interface <i>interface-name</i>>
Release Information	Command introduced in Junos OS Release 11.3.
Description	Display extended Dynamic Host Configuration Protocol (DHCP) statistics.
Options	interface <i>interface-name</i> —(Optional) Show the statistics for DHCP clients on the specified interface. If you do not specify an interface, statistics are cleared for the default interface.
Required Privilege Level	view
Related Documentation	<ul style="list-style-type: none"> • clear dhcp statistics on page 827
List of Sample Output	show dhcp statistics on page 974
Output Fields	Table 137 on page 973 lists the output fields for the show dhcp statistics command. Output fields are listed in the approximate order in which they appear.

Table 137: show dhcp statistics Output Fields

Field Name	Field Description
Packets dropped	<p>Number of packets discarded by the extended DHCP local server because of errors. Only nonzero statistics appear in the Packets dropped output. When all of the Packets dropped statistics are 0 (zero), only the Total field appears.</p> <ul style="list-style-type: none"> • Total—Total number of packets discarded by DHCP • Bad hardware address—Number of packets discarded because an invalid hardware address was specified • Bad opcode—Number of packets discarded because an invalid operation code was specified • Bad options—Number of packets discarded because invalid options were specified • Invalid server address—Number of packets discarded because an invalid server address was specified • No available addresses—Number of packets discarded because there were no addresses available for assignment • No interface match—Number of packets discarded because they did not belong to a configured interface • No routing instance match—Number of packets discarded because they did not belong to a configured routing instance • No valid local address—Number of packets discarded because there was no valid local address • Packet too short—Number of packets discarded because they were too short • Read error—Number of packets discarded because of a system read error • Send error—Number of packets that the extended DHCP local server could not send

Table 137: show dhcp statistics Output Fields (*continued*)

Field Name	Field Description
Messages received	<p>Number of DHCP messages received.</p> <ul style="list-style-type: none"> BOOTREQUEST—Number of BOOTP protocol data units (PDUs) received DHCPDECLINE—Number of DHCP PDUs of type DECLINE received DHCPDISCOVER—Number of DHCP PDUs of type DISCOVER received DHCPINFORM—Number of DHCP PDUs of type INFORM received DHCPRELEASE—Number of DHCP PDUs of type RELEASE received DHCPREQUEST—Number of DHCP PDUs of type REQUEST received
Messages sent	<p>Number of DHCP messages sent.</p> <ul style="list-style-type: none"> BOOTREPLY—Number of BOOTP PDUs transmitted DHCPOFFER—Number of DHCP OFFER PDUs transmitted DHCPACK—Number of DHCP ACK PDUs transmitted DHCPNACK—Number of DHCP NACK PDUs transmitted DHCPFORCERENEW—Number of DHCP FORCERENEW PDUs transmitted

Sample Output

```

show dhcp statistics  user@host> show dhcp statistics
Packets dropped:
    Total                0

Messages received:
    BOOTREQUEST          0
    DHCPDECLINE          0
    DHCPDISCOVER         0
    DHCPINFORM           0
    DHCPRELEASE          0
    DHCPREQUEST          0

Messages sent:
    BOOTREPLY            0
    DHCPOFFER            0
    DHCPACK              0
    DHCPNAK              0
    DHCPFORCERENEW       0

```

show dhcpv6 server binding

Syntax	<pre>show dhcpv6 server binding <address> <brief detail summary> <interface interface-name> <interfaces-vlan> <interfaces-wildcard> <logical-system logical-system-name> <routing-instance routing-instance-name></pre>
Release Information	<p>Command introduced in Junos OS Release 9.6.</p> <p>Options <i>interfaces-vlan</i> and <i>interfaces-wildcard</i> added in Junos OS Release 12.1.</p>
Description	Display the address bindings in the client table on the extended Dynamic Host Configuration Protocol for IPv6 (DHCPv6) local server.
Options	<p>address—(Optional) Clear the binding state for the DHCPv6 client, using one of the following entries:</p> <ul style="list-style-type: none"> • <i>CID</i>—The specified Client ID (CID). • <i>ipv6-prefix</i>—The specified IPv6 prefix. • <i>session-id</i>—The specified session ID. <p>brief detail summary—(Optional) Display the specified level of output about active client bindings. The default is brief, which produces the same output as show dhcpv6 server binding.</p> <p>interface interface-name—(Optional) Display information about active client bindings on the specified interface. You can optionally filter on VLAN ID and SVLAN ID.</p> <p>interfaces-vlan—(Optional) Show the binding state information on the interface VLAN ID and S-VLAN ID.</p> <p>interfaces-wildcard—(Optional) The set of interfaces on which to show binding state information. This option supports the use of the wildcard character (*).</p> <p>logical-system logical-system-name—(Optional) Display information about active client bindings for DHCPv6 clients on the specified logical system.</p> <p>routing-instance routing-instance-name—(Optional) Display information about active client bindings for DHCPv6 clients on the specified routing instance.</p>
Required Privilege Level	view
Related Documentation	<ul style="list-style-type: none"> • Clearing DHCP Bindings for Subscriber Access • clear dhcpv6 server binding on page 828

List of Sample Output

- [show dhcpv6 server binding on page 977](#)
- [show dhcpv6 server binding detail on page 977](#)
- [show dhcpv6 server binding interface on page 978](#)
- [show dhcpv6 server binding interface detail on page 978](#)
- [show dhcpv6 server binding <prefix> on page 978](#)
- [show dhcpv6 server binding <session-id> on page 979](#)
- [show dhcpv6 server binding <interfaces-vlan> on page 979](#)
- [show dhcpv6 server binding <interfaces-wildcard> on page 979](#)
- [show dhcpv6 server binding <interfaces-wildcard> on page 979](#)
- [show dhcpv6 server binding summary on page 979](#)

Output Fields [Table 138 on page 976](#) lists the output fields for the **show dhcpv6 server binding** command. Output fields are listed in the approximate order in which they appear.

Table 138: show dhcpv6 server binding Output Fields

Field Name	Field Description	Level of Output
<i>number clients</i> , (<i>number init</i> , <i>number bound</i> , <i>number selecting</i> , <i>number requesting</i> , <i>number renewing</i> , <i>number releasing</i>)	Summary counts of the total number of DHCPv6 clients and the number of DHCPv6 clients in each state.	summary
Prefix	Client's DHCPv6 prefix, or prefix used to support multiple address assignment.	brief detail
Session Id	Session ID of the subscriber session.	brief detail
Expires	Number of seconds in which lease expires.	brief detail
State	State of the address binding table on the extended DHCPv6 local server: <ul style="list-style-type: none"> • BOUND—Client has active IP address lease. • INIT—Initial state. • RECONFIGURE—Server has sent reconfigure message to client. • RELEASE—Client is releasing IP address lease. • RENEWING—Client sending request to renew IP address lease. • REQUESTING—Client requesting a DHCPv6 server. • SELECTING—Client receiving offers from DHCPv6 servers. 	brief detail
Interface	Interface on which the DHCPv6 request was received.	brief
Client IPv6 Address	Client's IPv6 address.	detail
Client IPv6 Prefix	Client's IPv6 prefix.	detail
Client DUID	Client's DHCP Unique Identifier (DUID).	brief detail

Table 138: show dhcpv6 server binding Output Fields (*continued*)

Field Name	Field Description	Level of Output
Lease expires	Date and time at which the client's IP address lease expires.	detail
Lease expires in	Number of seconds in which lease expires.	detail
Lease Start	Date and time at which the client's address lease was obtained.	detail
Incoming Client Interface	Client's incoming interface.	detail
Server IP Address	IP address of DHCPv6 server.	detail
Server Interface	Interface of DHCPv6 server.	detail
Client Pool Name	Address pool used to assign IPv6 address.	detail
Client Prefix Pool Name	Address pool used to assign IPv6 prefix.	detail
Client Id length	Length of the DHCPv6 client ID, in bytes.	detail
Client Id	ID of the DHCPv6 client.	detail

Sample Output

```

user@host> show dhcpv6 server binding
show dhcpv6 server binding
Prefix          Session Id Expires State Interface Client DUID
2001:bd8:1111:2222::/64 6      86321 BOUND ge-1/0/0.0
LL_TIME0x1-0x2e159c0-00:10:94:00:00:01
2001:bd8:1111:2222::/64 7      86321 BOUND ge-1/0/0.0
LL_TIME0x1-0x2e159c0-00:10:94:00:00:02
2001:bd8:1111:2222::/64 8      86321 BOUND ge-1/0/0.0
LL_TIME0x1-0x2e159c0-00:10:94:00:00:03
2001:bd8:1111:2222::/64 9      86321 BOUND ge-1/0/0.0
LL_TIME0x1-0x2e159c1-00:10:94:00:00:04
2001:bd8:1111:2222::/64 10     86321 BOUND ge-1/0/0.0
LL_TIME0x1-0x2e159c1-00:10:94:00:00:05
2002::1/74      11      86321 BOUND ge-1/0/0.0
LL_TIME0x1-0x2e159c1-00:10:94:00:00:06

user@host> show dhcpv6 server binding detail
show dhcpv6 server binding detail
Session Id: 6
Client IPv6 Prefix: 2001:bd8:1111:2222::/64
Client DUID: LL_TIME0x1-0x2e159c0-00:10:94:00:00:01

State:
BOUND(LOCAL_SERVER_STATE_BOUND_ON_INTF_DELETE)
Lease Expires: 2009-07-21 10:41:15 PDT
Lease Expires in: 86308 seconds
Lease Start: 2009-07-20 10:41:15 PDT
Incoming Client Interface: ge-1/0/0.0
Server Ip Address: 0.0.0.0

```

```

Server Interface:          none
Client Id Length:         14
Client Id:
/0x00010001/0x02e159c0/0x00109400/0x0001

Session Id: 7
Client IPv6 Address:      2002::1/128
Client IPv6 Prefix:       2001:bd8:1111:2222::/64
Client DUID:              LL_TIME0x1-0x2e159c0-00:10:94:00:00:02

State:
BOUND(LOCAL_SERVER_STATE_BOUND_ON_INTF_DELETE)
Lease Expires:            2009-07-21 10:41:15 PDT
Lease Expires in:         86308 seconds
Lease Start:              2009-07-20 10:41:15 PDT
Incoming Client Interface: ge-1/0/0.0
Server Ip Address:        0.0.0.0
Client Pool Name:         bos-v6-pool
Client Prefix Pool Name:  bos-v6-prefix-pool
Client Id Length:         14
Client Id:
/0x00010001/0x02e159c0/0x00109400/0x0002

```

```

show dhcpv6 server binding interface user@host> show dhcpv6 server binding interface ge-1/0/0:10-101
Prefix                               Session Id Expires State Interface Client DUID
2001:bd8:1111:2222::/64 1          86055    BOUND   ge-1/0/0.100
LL_TIME0x1-0x4b0a53b9-00:10:94:00:00:01

```

```

show dhcpv6 server binding interface detail user@host> show dhcpv6 server binding interface ge-1/0/0:10-101 detail
Session Id: 7
Client IPv6 Prefix:      2001:bd8:1111:2222::/64
Client DUID:              LL_TIME0x1-0x2e159c0-00:10:94:00:00:02

State:
BOUND(bound)
Lease Expires:            2009-07-21 10:41:15 PDT
Lease Expires in:         86136 seconds
Lease Start:              2009-07-20 10:41:15 PDT
Incoming Client Interface: ge-1/0/0.0
Server Ip Address:        0.0.0.0
Server Interface:         none
Client Id Length:         14
Client Id:
/0x00010001/0x02e159c0/0x00109400/0x0002

```

```

show dhcpv6 server binding <prefix> user@host> show dhcpv6 server binding 14/0x00010001/0x02b3be8f/0x00109400/0x0005 detail
Session Id: 7
Client IPv6 Prefix:      2001:bd8:1111:2222::/64
Client DUID:              LL_TIME0x1-0x2e159c0-00:10:94:00:00:02

State:
BOUND(bound)
Lease Expires:            2009-07-21 10:41:15 PDT
Lease Expires in:         86136 seconds
Lease Start:              2009-07-20 10:41:15 PDT
Incoming Client Interface: ge-1/0/0.0
Server Ip Address:        0.0.0.0
Server Interface:         none
Client Id Length:         14
Client Id:
/0x00010001/0x02e159c0/0x00109400/0x0002

```



```

show dhcpv6 server      user@host> show dhcpv6 server binding 8
binding <session-id>    Prefix          Session Id Expires State Interface Client DUID
                          2001:DB8::/32    8          86235  BOUND ge-1/0/0.0
                          LL_TIME0x1-0x2e159c0-00:10:94:00:00:03

show dhcpv6 server      user@host> show dhcpv6 server binding ge-1/0/0:100-200
binding                Prefix          Session Id Expires State Interface Client DUID
<interfaces-vlan>      2001:DB8::/32    11          87583  BOUND ge-1/0/0.1073741827
                          LL_TIME0x1-0x4d5d009f-00:10:94:00:00:01
                          2001:DB9::/32    12          87583  BOUND ge-1/0/0.1073741827
                          LL_TIME0x1-0x4d5d009f-00:10:94:00:00:01

show dhcpv6 server      user@host> show dhcpv6 server binding demux0
binding                Prefix          Session Id Expires State Interface Client DUID
<interfaces-wildcard>  2001:DB8::/32    30          79681  BOUND demux0.1073741824
                          LL_TIME0x1-0x4d5d009f-00:10:94:00:00:01
                          2001:DB9::/32    31          79681  BOUND demux0.1073741825
                          LL_TIME0x1-0x4d5d009f-00:10:94:00:00:01
                          2001:CB9::/32    32          79681  BOUND demux0.1073741826
                          LL_TIME0x1-0x4d5d009f-00:10:94:00:00:01

show dhcpv6 server      user@host> show dhcpv6 server binding ge-1/3/*
binding                Prefix          Session Id Expires State Interface Client DUID
<interfaces-wildcard>  2001:DB8::/32    22          79681  BOUND ge-1/3/0.110
                          LL_TIME0x1-0x4d5d009f-00:10:94:00:00:01
                          2001:DB9::/32    33          79681  BOUND ge-1/3/0.110
                          LL_TIME0x1-0x4d5d009f-00:10:94:00:00:01
                          2001:CB9::/32    24          79681  BOUND ge-1/3/0.110
                          LL_TIME0x1-0x4d5d009f-00:10:94:00:00:01

show dhcpv6 server      user@host> show dhcpv6 server binding summary
binding summary        5 clients, (0 init, 5 bound, 0 selecting, 0 requesting, 0 renewing, 0 releasing)

```

show dhcpv6 server statistics

Syntax	show dhcpv6 server statistics <logical-system <i>logical-system-name</i>> <routing-instance <i>routing-instance-name</i>>
Release Information	Command introduced in Junos OS Release 9.6.
Description	Display extended Dynamic Host Configuration Protocol for IPv6 (DHCPv6) local server statistics.
Options	logical-system <i>logical-system-name</i> —(Optional) Display information about extended DHCPv6 local server statistics on the specified logical system. If you do not specify a logical system, statistics are displayed for the default logical system. routing-instance <i>routing-instance-name</i> —(Optional) Display information about extended DHCPv6 local server statistics on the specified routing instance. If you do not specify a routing instance, statistics are displayed for the default routing instance.
Required Privilege Level	view
Related Documentation	<ul style="list-style-type: none">• clear dhcpv6 server statistics on page 830
List of Sample Output	show dhcpv6 server statistics on page 981
Output Fields	Table 139 on page 981 lists the output fields for the show dhcpv6 server statistics command. Output fields are listed in the approximate order in which they appear.

Table 139: show dhcpv6 server statistics Output Fields

Field Name	Field Description
Packets dropped	<p>Number of packets discarded by the extended DHCPv6 local server because of errors. Only nonzero statistics appear in the Packets dropped output. When all of the Packets dropped statistics are 0 (zero), only the Total field appears.</p> <ul style="list-style-type: none"> • Total—Total number of packets discarded by the extended DHCPv6 local server • Strict Reconfigure—Number of solicit messages discarded because the client does not support reconfiguration • Bad hardware address—Number of packets discarded because an invalid hardware address was specified • Bad opcode—Number of packets discarded because an invalid operation code was specified • Bad options—Number of packets discarded because invalid options were specified • Invalid server address—Number of packets discarded because an invalid server address was specified • No available addresses—Number of packets discarded because there were no addresses available for assignment • No interface match—Number of packets discarded because they did not belong to a configured interface • No routing instance match—Number of packets discarded because they did not belong to a configured routing instance • No valid local address—Number of packets discarded because there was no valid local address • Packet too short—Number of packets discarded because they were too short • Read error—Number of packets discarded because of a system read error • Send error—Number of packets that the extended DHCPv6 local server could not send
Messages received	<p>Number of DHCPv6 messages received.</p> <ul style="list-style-type: none"> • DHCPV6_CONFIRM—Number of DHCPv6 CONFIRM PDUs received. • DHCPV6_DECLINE—Number of DHCPv6 DECLINE PDUs received. • DHCPV6_INFORMATION_REQUEST—Number of DHCPv6 INFORMATION-REQUEST PDUs received. • DHCPV6_REBIND—Number of DHCPv6 REBIND PDUs received. • DHCPV6_RELAY_FORW—Number of DHCPv6 RELAY-FORW PDUs received. • DHCPV6_RELAY_REPL—Number of DHCPv6 RELAY-REPL PDUs received. • DHCPV6_RELEASE—Number of DHCPv6 RELEASE PDUs received. • DHCPV6_RENEW—Number of DHCPv6 RENEW PDUs received. • DHCPV6_REQUEST—Number of DHCPv6 REQUEST PDUs received. • DHCPV6_SOLICIT—Number of DHCPv6 SOLICIT PDUs received.
Messages sent	<p>Number of DHCPv6 messages sent.</p> <ul style="list-style-type: none"> • DHCPV6_ADVERTISE—Number of DHCPv6 ADVERTISE PDUs transmitted. • DHCPV6_REPLY—Number of DHCPv6 ADVERTISE PDUs transmitted. • DHC6_RECONFIGURE—Number of DHCPv6 RECONFIGURE PDUs transmitted.

Sample Output

```

show dhcpv6 server statistics  user@host> show dhcpv6 server statistics
                                Dhcpv6 Packets dropped:
                                Total                      0

```

```
Messages received:
  DHCPV6_DECLINE          0
  DHCPV6_SOLICIT          9
  DHCPV6_INFORMATION_REQUEST 0
  DHCPV6_RELEASE          0
  DHCPV6_REQUEST          5
  DHCPV6_CONFIRM          0
  DHCPV6_RENEW            0
  DHCPV6_REBIND           0
  DHCPV6_RELAY_FORW       0
  DHCPV6_RELAY_REPL       0
```

```
Messages sent:
  DHCPV6_ADVERTISE        9
  DHCPV6_REPLY            5
  DHCPV6_RECONFIGURE      0
```

show dhcpv6 statistics

Syntax	show dhcpv6 statistics <interface <i>interface-name</i>>
Release Information	Command introduced in Junos OS Release 11.3.
Description	Display extended Dynamic Host Configuration Protocol (DHCP) statistics.
Options	interface <i>interface-name</i> —(Optional) Show the statistics for DHCP clients on the specified interface. If you do not specify an interface, statistics are cleared for the default interface.
Required Privilege Level	view
List of Sample Output	show dhcpv6 statistics on page 984
Output Fields	Table 140 on page 983 lists the output fields for the show dhcpv6 statistics command. Output fields are listed in the approximate order in which they appear.

Table 140: show dhcpv6 statistics Output Fields

Field Name	Field Description
Packets dropped	<p>Number of packets discarded by DHCPv6 because of errors. Only nonzero statistics appear in the Packets dropped output. When all of the Packets dropped statistics are 0 (zero), only the Total field appears.</p> <ul style="list-style-type: none"> • Total—Total number of packets discarded by DHCPv6 • Strict Reconfigure—Number of solicit messages discarded because the client does not support reconfiguration • Bad hardware address—Number of packets discarded because an invalid hardware address was specified • Bad opcode—Number of packets discarded because an invalid operation code was specified • Bad options—Number of packets discarded because invalid options were specified • Invalid server address—Number of packets discarded because an invalid server address was specified • No available addresses—Number of packets discarded because there were no addresses available for assignment • No interface match—Number of packets discarded because they did not belong to a configured interface • No routing instance match—Number of packets discarded because they did not belong to a configured routing instance • No valid local address—Number of packets discarded because there was no valid local address • Packet too short—Number of packets discarded because they were too short • Read error—Number of packets discarded because of a system read error • Send error—Number of packets that the extended DHCPv6 local server could not send

Table 140: show dhcpv6 statistics Output Fields (*continued*)

Field Name	Field Description
Messages received	<p>Number of DHCPv6 messages received.</p> <ul style="list-style-type: none"> DHCPV6_CONFIRM—Number of DHCPv6 CONFIRM PDUs received. DHCPV6_DECLINE—Number of DHCPv6 DECLINE PDUs received. DHCPV6_INFORMATION_REQUEST—Number of DHCPv6 INFORMATION-REQUEST PDUs received. DHCPV6_REBIND—Number of DHCPv6 REBIND PDUs received. DHCPV6_RELAY_FORW—Number of DHCPv6 RELAY-FORW PDUs received. DHCPV6_RELAY_REPL—Number of DHCPv6 RELAY-REPL PDUs received. DHCPV6_RELEASE—Number of DHCPv6 RELEASE PDUs received. DHCPV6_RENEW—Number of DHCPv6 RENEW PDUs received. DHCPV6_REQUEST—Number of DHCPv6 REQUEST PDUs received. DHCPV6_SOLICIT—Number of DHCPv6 SOLICIT PDUs received.
Messages sent	<p>Number of DHCPv6 messages sent.</p> <ul style="list-style-type: none"> DHCPV6_ADVERTISE—Number of DHCPv6 ADVERTISE PDUs transmitted. DHC6_RECONFIGURE—Number of DHCPv6 RECONFIGURE PDUs transmitted. DHC6_RELAY_FORW—Number of DHCPv6 RECONFIGURE PDUs transmitted.

Sample Output

```

show dhcpv6 statistics  user@host> show dhcpv6 statistics interface
Packets dropped:
    Total                0

Messages received:
    DHCPV6_DECLINE      0
    DHCPV6_SOLICIT      1
    DHCPV6_INFORMATION_REQUEST 0
    DHCPV6_RELEASE      1
    DHCPV6_REQUEST      2
    DHCPV6_CONFIRM      0
    DHCPV6_RENEW        1
    DHCPV6_REBIND       1
    DHCPV6_RELAY_FORW   5
    DHCPV6_RELAY_REPL   10

Messages sent:
    DHCPV6_ADVERTISE    1
    DHCPV6_REPLY        4
    DHCPV6_RECONFIGURE  0

```

show host

Syntax	<code>show host <i>hostname</i></code>
Release Information	Command introduced before Junos OS Release 7.4. Command introduced in Junos OS Release 9.0 for EX Series switches. Command introduced in Junos OS Release 11.1 for the QFX Series.
Description	Display Domain Name System (DNS) hostname information.
Options	<i>hostname</i> —Hostname or address.
Additional Information	The <code>show host</code> command displays the raw data received from the DNS server.
Required Privilege Level	view
List of Sample Output	show host on page 985

Sample Output

```
show host  user@host> show host snark
           snark.boojum.net has address 192.168.1.254

           user@host> show host 192.168.1.254
           Name: snark.boojum.net
           Address: 192.168.1.254
           Aliases:
```

show network-access aaa radius-servers

Syntax	show network-access aaa radius-servers <detail>
Release Information	Command introduced in Junos OS Release 12.1.
Description	Display RADIUS server status and information.
Options	detail —(Optional) Display detailed level of information.
Required Privilege Level	view
List of Sample Output	show network-access aaa radius-servers on page 988 show network-access aaa radius-servers detail on page 988
Output Fields	Table 141 on page 986 lists the output fields for the show network-access aaa radius-servers command. Output fields are listed in the approximate order in which they appear.

Table 141: show network-access aaa radius-servers Output Fields

Field Name	Field Description	Level of Output
Profile	Name of the profile associated with the RADIUS server. A RADIUS server can be associated with more than one profile.	All levels
Server address	IP address of the RADIUS server.	All levels
Authentication port	RADIUS server authentication port number.	All levels
Accounting port	RADIUS server accounting port number.	All levels
Status	RADIUS server status, UP or DOWN . If status is DOWN , this field indicates how long, in seconds, the server has been down.	All levels
RADIUS servers	Details for specific RADIUS server, identified by IP address.	Detail
Authentication requests	Number of authentication requests received by the authentication server.	Detail
Authentication rollover requests	Number of requests coming into the server as a result of the previous server timing out.	Detail
Authentication retransmissions	Number of retransmissions.	Detail
Accepts	Number of authentication requests accepted by the authentication server.	Detail

Table 141: show network-access aaa radius-servers Output Fields (*continued*)

Field Name	Field Description	Level of Output
Rejects	Number of authentication requests rejected by the authentication server.	Detail
Challenges	Number of authentication requests challenged by the authentication server.	Detail
Authentication malformed responses	Number of responses with attributes having an invalid length or unexpected attributes (such as two attributes when the response is required to have at most one).	Detail
Authentication bad authenticators	Number of responses in which the authenticator is incorrect for the authentication request. This can occur if the RADIUS secrets for the client and server do not match.	Detail
Authentication requests pending	Number of authentication requests waiting for a response.	Detail
Authentication request timeouts	Number of times an authentication request to the server timed out.	Detail
Authentication unknown responses	Number of unknown responses. The RADIUS response type in the header is invalid or unsupported.	Detail
Authentication packets dropped	Number of packets dropped because they are too short or because the router receives a response for which there is no corresponding request.	Detail
Accounting start requests	Number of accounting start requests received.	Detail
Accounting interim requests	Number of accounting interim requests received.	Detail
Accounting stop requests	Number of accounting stop requests received.	Detail
Accounting rollover requests	Number of requests coming into the server as a result of the previous server timing out.	Detail
Accounting retransmissions	Number of retransmissions.	Detail
Accounting start responses	Number of accounting start responses sent by the server.	Detail
Accounting interim responses	Number of accounting interim responses sent by the server.	Detail

Table 141: show network-access aaa radius-servers Output Fields (*continued*)

Field Name	Field Description	Level of Output
Accounting stop responses	Number of accounting stop responses sent by the server.	Detail
Accounting malformed responses	Number of responses with attributes having an invalid length or unexpected attributes (such as two attributes when the response is required to have at most one).	Detail
Accounting bad authenticators	Number of responses in which the authenticator is incorrect for the accounting request. This can occur if the RADIUS secrets for the client and server do not match.	Detail
Accounting requests pending	Number of accounting requests waiting for a response.	Detail
Accounting request timeouts	Number of accounting requests to the accounting server that timed out.	Detail
Accounting unknown responses	Number of unknown responses. The RADIUS response type in the header is invalid or unsupported.	Detail
Accounting packets dropped	Number of packets dropped because they are too short or because the router receives a response for which there is no corresponding request.	Detail

Sample Output

```

show network-access aaa radius-servers user@host> show network-access aaa radius-servers
Profile: xyz-profile1
  Server address: 192.168.30.188
  Authentication port: 1645
  Accounting port: 1646
  Status: UP
Profile: xyz-profile2
  Server address: 192.168.30.188
  Authentication port: 1812
  Accounting port: 1813
  Status: UP

show network-access aaa radius-servers detail user@host> show network-access aaa radius-servers detail
Profile: xyz_profile3
  Server address: 192.168.30.188
  Authentication port: 1812
  Accounting port: 1813
  Status: DOWN ( 60 seconds )

RADIUS Servers
192.168.30.188
  Authentication requests: 7658
  Authentication rollover requests: 0

```

Authentication retransmissions: 3600
Accepts: 6458
Rejects: 0
Challenges: 0
Authentication malformed responses: 0
Authentication bad authenticators: 0
Authentication requests pending: 0
Authentication request timeouts: 4800
Authentication unknown responses: 0
Authentication packets dropped: 0
Accounting start requests: 1
Accounting interim requests: 1
Accounting stop requests: 0
Accounting rollover requests: 0
Accounting retransmissions: 0
Accounting start responses: 1
Accounting interim responses: 1
Accounting stop responses: 0
Accounting malformed responses: 0
Accounting bad authenticators: 0
Accounting requests pending: 0
Accounting request timeouts: 0
Accounting unknown responses: 0
Accounting packets dropped: 0

show network-access aaa statistics

Syntax	<pre>show network-access aaa statistics <accounting> <address-assignment (client pool <i>pool-name</i>)> <dynamic-requests> <radius></pre>
Release Information	<p>Command introduced in Junos OS Release 9.1.</p> <p>Option address-assignment introduced in Junos OS Release 10.0.</p> <p>Option radius introduced in Junos OS Release 11.4.</p>
Description	Display AAA accounting, address-assignment, dynamic request statistics, and RADIUS settings and statistics.
Options	<p>accounting—(Optional) Display AAA accounting statistics.</p> <p>address-assignment (client pool <i>pool-name</i>)—(Optional) Display AAA address-assignment client and pool statistics.</p> <p>dynamic-requests—(Optional) Display AAA dynamic requests.</p> <p>radius— (Optional) Display RADIUS settings and statistics.</p>
Required Privilege Level	view
List of Sample Output	<p>show network-access aaa statistics accounting on page 992</p> <p>show network-access aaa statistics address-assignment client on page 992</p> <p>show network-access aaa statistics address-assignment pool on page 992</p> <p>show network-access aaa statistics dynamic-requests on page 992</p> <p>show network-access aaa statistics radius on page 992</p>
Output Fields	Table 142 on page 990 lists the output fields for the show network-access aaa statistics command. Output fields are listed in the approximate order in which they appear.

Table 142: show network-access aaa statistics Output Fields

Field Name	Field Description
Requests received	<ul style="list-style-type: none"> Number of accounting requests generated by the AAA framework. Number of dynamic requests received from the external server.
Accounting Response failures	Number of accounting requests not acknowledged (NAK) by the accounting server.
Accounting Response Success	Number of accounting requests acknowledged by the accounting server.
Requests timedout	Number of accounting requests to the accounting server that timed out.
Client	Client type; for example, DHCP, Mobile IP, PPP.

Table 142: show network-access aaa statistics Output Fields (*continued*)

Field Name	Field Description
Out of Memory	Number of times an address was not given to the client due to memory issues.
No Matches	Number of times there were no network matches for the pool.
Pool Name	Name of the address-assignment pool for this client.
Out of Addresses	Number of times there were no available addresses in the pool.
Address total	Number of addresses in the pool.
Addresses in use	Number of addresses in use.
Address Usage (percent)	Percentage of total addresses in use.
processed successfully	Number of dynamic requests processed successfully by the AAA framework.
errors during processing	Number of dynamic requests that resulted in processing errors by the AAA framework.
Link Name	Name of the secondary address-assignment pool to which the primary pool is linked.
Pool Usage	Percentage of allocated addresses in the specified address pool.
silently dropped	Number of dynamic requests dropped by the AAA framework due to multiple back-to-back or duplicate requests.
RADIUS Server	IP address of the RADIUS server to which the router is sending requests.
Profile	Name of the RADIUS profile associated with the RADIUS server. A RADIUS server can be associated with more than one RADIUS profile.
Configured	Configured maximum number of outstanding requests from the router to the RADIUS server for a specific profile. An outstanding request is a request to which the RADIUS server has not yet responded. The range of values is 0 through 2000 outstanding requests. The default value is 1000.
Current	Current number of outstanding requests from the router to the RADIUS server for a specific profile. An outstanding request is a request to which the RADIUS server has not yet responded.
Peak	Highest number of outstanding requests from the router to the RADIUS server for a specific profile at any point in time since the router was started or since the counter was last cleared. NOTE: If the value of this field is equal to the value of the Configured field, you may want to increase the value of the Configured field.
Exceeded	Number of times that the router attempted to send requests to the RADIUS server in excess of the configured maximum value for a specific profile. NOTE: If the value of this field is nonzero, you may want to increase the value of the Configured field.

Sample Output

```
show network-access user@host> show network-access aaa statistics accounting
aaa statistics      Accounting module statistics
                    Requests received: 0
                    Accounting Response failures: 0
                    Accounting Response Success: 0
                    Requests timedout: 0

show network-access user@host> show network-access aaa statistics address-assignment client
aaa statistics      Address-assignment statistics
address-assignment Client: jdhcpd
client              Out of Memory: 0
                    No Matches: 2

show network-access user@host> show network-access aaa statistics address-assignment pool isp_1
aaa statistics      Address-assignment statistics
address-assignment Pool Name: isp_1
pool                Pool Name: (all pools in chain)
                    Out of Memory: 0
                    Out of Addresses: 9
                    Address total: 47
                    Addresses in use: 47
                    Address Usage (percent): 100

show network-access user@host> show network-access aaa statistics dynamic-requests
aaa statistics      requests received: 0
dynamic-requests    processed successfully: 0
                    errors during processing: 0
                    silently dropped: 0

show network-access user@host> show network-access aaa statistics radius
aaa statistics      Outstanding Requests
radius              RADIUS Server    Profile      Configured   Current    Peak    Exceeded
172.28.32.239      prof1        1000         0           1000      14
                   prof2        500          17          432       0
171.27.82.211      myprof       200          0           200       27
12.1.11.254        pppoe-auth   111          0           1         0
```

show network-access aaa statistics authentication

Syntax	show network-access aaa statistics authentication <detail>
Release Information	Command introduced in Junos OS Release 9.1. Option detail introduced in Junos OS Release 12.1.
Description	Display AAA authentication statistics.
Options	detail —(Optional) Displays detailed information about authentication.
Required Privilege Level	view
List of Sample Output	show network-access aaa statistics authentication on page 995 show network-access aaa statistics authentication detail on page 995
Output Fields	Table 143 on page 993 lists the output fields for the show network-access aaa statistics authentication command. Output fields are listed in the approximate order in which they appear.

Table 143: show network-access aaa statistics authentication Output Fields

Field Name	Field Description	Level of Output
Requests received	Number of authentication requests received from clients.	All levels
Multistack requests	Number of authentication requests for dual-stack subscribers.	All levels
Accepts	Number of authentication requests accepted by the authentication server.	All levels
Rejects	Number of authentication requests rejected by the authentication server.	All levels
Challenges	Number of authentication requests challenged by the authentication server.	All levels
Requests timed out	Number of authentication requests that timed out.	All levels
RADIUS authentication failures	Number of RADIUS authentication requests that have failed.	Detail
Queue request deleted	Number of queue requests that have been deleted.	Detail
Malformed reply	Number of malformed replies received from the RADIUS authentication server.	Detail

Table 143: show network-access aaa statistics authentication Output Fields (continued)

Field Name	Field Description	Level of Output
No server configured	Number of authentication requests that failed because no authentication server is configured.	Detail
Access Profile configuration not found	Number of authentication requests that failed because no access profile is configured.	Detail
Unable to create client record	Number of times that the router is unable to create the client record for the authentication request.	Detail
Unable to create client request	Number of times that the router is unable to create the client request for the authentication request.	Detail
Unable to build authentication request	Number of times that the router is unable to build the authentication request.	Detail
No server found	Number of requests to the authentication server that have timed out; the server is then considered to be down.	Detail
Unable to create handle	Number of authentication requests that have failed because of an internal allocation failure.	Detail
Unable to queue request	Number of times the router was unable to queue the request to the authentication server.	Detail
Invalid credentials	Number of times the router did not have proper authorization to access the authentication server.	Detail
Malformed request	Number of times the router request to the authentication server is malformed.	Detail
License unavailable	Number of times the router did not have a license to access the authentication server.	Detail
Redirect requested	Number of authentication requests that have been redirected based on routing instance.	Detail
Internal failure	Number of internal failures.	Detail
Local authentication failures	Number of times local authentication failed.	Detail
LDAP lookup failures	Number of times the LDAP lookup operation failed.	Detail

Sample Output

```
show network-access user@host> show network-access aaa statistics authentication
aaa statistics      Authentication module statistics
authentication      Requests received: 2118
                   Multistack requests: 0
                   Accepts: 261
                   Rejects: 975
                   Challenges: 0
                   Requests timed out: 882

show network-access user@host> show network-access aaa statistics authentication detail
aaa statistics      Authentication module statistics
authentication detail Requests received: 2118
                   Multistack requests: 0
                   Accepts: 261
                   Rejects: 975
                   RADIUS authentication failures: 975
                     Queue request deleted: 0
                     Malformed reply: 0
                     No server configured: 0
                     Access Profile configuration not found: 0
                     Unable to create client record: 0
                     Unable to create client request: 0
                     Unable to build authentication request: 0
                     No server found: 975
                     Unable to create handle: 0
                     Unable to queue request: 0
                     Invalid credentials: 0
                     Malformed request: 0
                     License unavailable: 0
                     Redirect requested: 0
                     Internal failure: 0
                   Local authentication failures: 0
                   LDAP lookup failures: 0
                   Challenges: 0
                   Requests timed out: 882
```

show network-access aaa subscribers

Syntax	<code>show network-access aaa subscribers</code> <code><logical-system <i>logical-system-name</i>></code> <code><routing-instance <i>routing-instance-name</i>></code> <code><statistics></code> <code><username></code>
Release Information	Command introduced in Junos OS Release 9.1.
Description	Display subscriber-specific AAA statistics.
Options	<p><code>logical-system <i>logical-system-name</i></code>—(Optional) List subscribers in the specific logical system.</p> <p><code>routing-instance <i>routing-instance-name</i></code>—(Optional) List subscribers for the specific routing instance. If you do not specify a routing instance name, the default routing instance is assumed.</p> <p><code>statistics</code>—(Optional) Display statistics for the subscriber events.</p> <p><code>username</code>—(Optional) Display information for the specified subscriber.</p>
Required Privilege Level	view
List of Sample Output	<p>show network-access aaa subscribers logical-system on page 997</p> <p>show network-access aaa subscribers logical-system routing-instance on page 997</p> <p>show network-access aaa subscribers statistics username on page 997</p> <p>show network-access aaa subscribers username on page 998</p>
Output Fields	Table 144 on page 996 lists the output fields for the show network-access aaa subscribers command. Output fields are listed in the approximate order in which they appear.

Table 144: show network-access aaa subscribers Output Fields

Field Name	Field Description
Challenge requests	Number of authentication requests challenged by the authentication server for this subscriber.
Challenge responses	Number of challenge responses sent by the subscriber to the authentication server.
START sent successfully	Number of accounting start requests generated by the AAA framework for this subscriber.
START send failures	Number of accounting start requests that failed to make it to the accounting server for this subscriber.
START ack received	Number of accounting start requests acknowledged by the accounting server for this subscriber.
INTERIM sent successfully	Number of accounting interim requests generated by the AAA framework for this subscriber.

Table 144: show network-access aaa subscribers Output Fields (*continued*)

Field Name	Field Description
INTERIM send failures	Number of accounting interim requests that failed to make it to the accounting server for this subscriber.
INTERIM ack received	Number of accounting interim requests acknowledged by the accounting server for this subscriber.
Requests received	Number of reauthentication requests received by the authentication server.
Successful responses	Number of successful reauthentication requests granted by the authentication server.
Aborts handled	Number of reauthentication requests aborted by the authentication server.
Service name	Name of the subscriber service.
Creation requests	Number of requests to create the service.
Deletion requests	Number of requests to delete the service.
Request timeouts	Number of times the service request was timed out.
Client type	Type of client; for example, DHCP, Mobile IP, PPP.
Session-ID	ID of the subscriber session.
Session uptime	How long the session has been up, in <i>HH:MM:SS</i> .
Accounting	Status of accounting, and type of accounting if accounting is on.

Sample Output

```

show network-access aaa subscribers logical-system
user@host> show network-access aaa subscribers logical-system
Username      Client type  Logical system/Routing instance
cbenson@addr.net  ppp         default
00010e020304.1231 dhcp         isp-bos-metro-12:isp-cmborg-12
conley@isp3.com  dhcp         default:isp-gtown-r3-00
0020df980102.2334 dhcp         isp-bos-metro-16:isp-cmborg-12

show network-access aaa subscribers logical-system routing-instance isp-cmborg-12-32
user@host> show network-access aaa subscribers logical-system routing-instance isp-cmborg-12-32
Username      Client type  Logical system/Routing instance
00010e020304.1231 dhcp         isp-bos-metro-12:isp-cmborg-12
conley@isp3.com  dhcp         default:isp-gtown-r3-00
0020df980102.2334 dhcp         isp-bos-metro-16:isp-cmborg-12

show network-access aaa subscribers statistics username 00010e020304.1231
user@host> show network-access aaa subscribers statistics username 00010e020304.1231
Authentication statistics
  Challenge requests: 0
  Challenge responses: 0
Accounting statistics
  START sent successfully: 1
  START send failures: 0

```

```
START ack received: 1
INTERIM sent successfully: 0
INTERIM send failures: 0
INTERIM ack received: 0
Re-authentication statistics
  Requests received: 0
  Successful responses: 0
  Aborts handled: 0
Service statistics
  Service name: filter-serv
  Creation requests: 1
  Deletion requests: 0
  Request timeouts: 0
  Service name: filter-serv2
  Creation requests: 144
  Deletion requests: 0
  Request timeouts: 144
```

```
show network-access aaa subscribers username fred@isp5.net
aaa subscribers
  username
    Logical system/Routing instance  Client type  Session-ID  Session uptime
    Accounting
    isp-bos-metro-16:isp-cmbrg-12    dhcp        7           01:12:56
    on/volume
    Service name      Service type  Quota      Accounting
    I-Cast            volume       1200 Mbps  on/volume+time
    Voip              on/volume
    GamingBurst       time        6000 secs  on/volume
```

show network-access aaa subscribers session-id

Syntax	show network-access aaa subscribers session-id <i>session-id</i> <brief detail>
Release Information	Command introduced in Junos OS Release 10.0.
Description	Display information about the specified subscriber session.
Options	<i>session-id</i> —ID of the subscriber session. brief detail —(Optional) Display the specified level of information.
Required Privilege Level	view
List of Sample Output	show network-access aaa subscribers session-id brief on page 1001 show network-access aaa subscribers session-id detail on page 1001
Output Fields	Table 145 on page 999 lists the output fields for the show network-access aaa subscribers session-id command. Output fields are listed in the approximate order in which they appear.

Table 145: show network-access aaa subscribers session-id Output Fields

Field Name	Field Description	Level of Output
Type and Client type	Type of client.	All levels
Accounting	Status of accounting, and type of accounting if accounting is on.	brief
Service type	Type of accounting: volume , time , volume+time , or na .	brief
Quota	Quota for service: volume (in Mbps) or time (seconds).	brief
Username	Name of the user logged in to the session.	detail
Stripped username	Username after the domain has been removed.	detail
Logical system/Routing instance and AAA Logical system/Routing instance	Name of the routing instance, logical system name, or both used for the session.	All levels
Target Logical system/Routing instance	Logical system/routing instance to which the session is mapped.	detail

Table 145: show network-access aaa subscribers session-id Output Fields (*continued*)

Field Name	Field Description	Level of Output
Access-profile	Access profile used for AAA services for the session.	detail
Session ID	ID of the subscriber session. The session ID value displayed under Service name is the service session ID.	detail
Accounting Session ID	ID of the accounting session (RADIUS attribute 44). The ID appears in decimal or description format, as specified by the accounting-session-id-format statement.	detail
Multi Accounting Session ID	Bundle ID for MLPPP sessions. Acct-Multi-Session-Id (RADIUS attribute 50) uses the value of the session database bundle session ID to enable RADIUS to link together multiple related sessions. The value of this field is zero when no MLPPP sessions exist.	detail
IP Address	IP address of the subscriber.	detail
Authentication State	State of the subscriber authentication session: AuthInit , AuthStart , AuthChallenge , AuthRedirect , AuthClntRespWait , AuthAcctVolStatsAckWait , AuthAcctStopAckWait , AuthServCreateRespWait , AuthLogoutStart , AuthStateActive , AuthClntLogoutRespWait , AuthProfileUpdateWait , AuthProvisionRespWait , AuthProvisionServiceCreationWait	detail
Gx-Plus Provisioning State	State of Gx-Plus provisioning: <ul style="list-style-type: none"> ignored—Subscriber has no IPv4 address or NAS-Port-ID. in-progress—Provisioning is in progress. logout—Subscriber logout is in progress. logout-done—Logout response has been received. response-received—Provisioning response has been received. 	detail
Accounting State	State of the subscriber accounting session: Acc-Init , Acc-Start-Sent , Imm-Update-Stats-Pending , Acc-Interim-Sent , Acc-Stop-Stats-Pending , Acc-Stop-Sent , Acc-Stop-On-Fail-Deny-Sent , Acc-Stop-Ackd	detail
Provisioning-type	Provisioning type for this session: <ul style="list-style-type: none"> gx-plus—Subscriber service uses Gx-Plus provisioning. jsrc—Subscriber service uses JSRC provisioning. none—Provisioning is not enabled. 	detail

Table 145: show network-access aaa subscribers session-id Output Fields (*continued*)

Field Name	Field Description	Level of Output
Service name	Name of the attached service or policy. <ul style="list-style-type: none"> For RADIUS-activated and CLI-activated services, displays the service name. For JSRC-activated policies—displays the policy name. 	All levels
Service State	State of the service provided in the subscriber session.	detail
Session uptime	How long the session has been up, in <i>HH:MM:SS</i> .	All levels
Accounting status	Status of the accounting configuration for the service, on or off , and the type of accounting, time or volume+time . Configured in RADIUS Service-Statistics VSA [26-69].	detail
Service accounting session ID	ID of the service accounting session; RADIUS Acct-Session-Id attribute (44). The ID appears in decimal or description format, as specified by the accounting-session-id-format statement.	detail
Service accounting state	State of the service accounting session: Acc-Init , Acc-Start-Sent , Imm-Update-Stats-Pending , Acc-Interim-Sent , Acc-Stop-Stats-Pending , Acc-Stop-Sent , Acc-Stop-On-Fail-Deny-Sent , Acc-Stop-Ackd	detail
Accounting interim interval	Amount of time between interim accounting updates for this service, in seconds; RADIUS Service-Interim-Acct-Interval VSA [26-140] or Diameter Acct-Interim-Interval AVP (85).	detail

Sample Output

```

show network-access aaa subscribers session-id brief
user@host> show network-access aaa subscribers session-id 6 brief
Logical system/Routing instance  Client type  Session uptime  Accounting
default:default                  dhcp      00:01:29       on/time
Service name                     Service type  Quota           Accounting
filter-service                   -na-         -na-            off
1337994190863204450             -na-         -na-            off

```

```

show network-access aaa subscribers session-id detail
user@host> show network-access aaa subscribers session-id 5 detail
Type: dhcp
Username: larry@isp5.net
Stripped username: larry
AAA Logical system/Routing instance: default:default
Target Logical system/Routing instance: default:retail-onlinecompany-ca
Access-profile:retailer-onlinecompany-sjc
Session ID: 5
Accounting Session ID: jnpr ge-1/0/0.101:1
Multi Accounting Session ID: 0

```

IP Address: 192.168.44.104
Authentication State: AuthStateActive
Gx-Plus Provisioning State: response-received
Accounting State: Acc-Interim-Sent
Provisioning-type: jsrsc
Service name: filter-service-1
Service State: SvcActive
Session ID: 7
Session uptime: 00:01:33
Service name: 1337994190863204450
Service State: SvcActive
Session ID: 8
Session uptime: 00:01:33
Accounting status: on/volume+time
Service accounting session ID: 1:2-1322506006
Service accounting state: Acc-Interim-Sent
Accounting interim interval: 600

show network-access address-assignment pool

Syntax	<code>show network-access address-assignment pool <i>pool-name</i></code> <code><logical-system <i>logical-system-name</i>></code> <code><routing-instance <i>routing-instance-name</i>></code>
Release Information	Command introduced in Junos OS Release 9.0.
Description	Display state information for each address-assignment pool.
Options	<p>none—Display information about clients that have obtained addresses from the address-assignment pool.</p> <p>pool <i>pool-name</i>—Display information about the specified address-assignment pool.</p> <p>logical-system <i>logical-system-name</i>—(Optional) Perform this operation on the specified logical system.</p> <p>routing-instance <i>routing-instance-name</i>—(Optional) Perform this operation on the specified routing instance.</p>
Required Privilege Level	view and system
List of Sample Output	show network-access address-assignment pool on page 1003
Output Fields	Table 146 on page 1003 lists the output fields for the show address-assignment pool command. Output fields are listed in the approximate order in which they appear.

Table 146: show network-access address-assignment pool Output Fields

Field Name	Field Description
IP address	IP address of the client.
Hardware address	MAC address of the client.
Type	Type of client.

Sample Output

```

user@host> show network-access address-assignment pool sunnywest logical-system ls1
address-assignment routing-instance routinst2
pool
IP address      Hardware address  Type
192.168.2.1     00:05:1b:00:b9:01 DHCP
192.168.2.2     00:05:1b:00:b9:02 DHCP
192.168.2.3     00:05:1b:00:b9:03 DHCP
192.168.2.4     00:05:1b:00:b9:04 DHCP

```

show ntp associations

Syntax	<code>show ntp associations</code> <code><no-resolve></code>
Release Information	Command introduced before Junos OS Release 7.4. Command introduced in Junos OS Release 9.0 for EX Series switches. Command introduced in Junos OS Release 11.1 for the QFX Series.
Description	Display Network Time Protocol (NTP) peers and their state.
Options	none —Display NTP peers and their state. no-resolve —(Optional) Suppress symbolic addressing.
Required Privilege Level	view
Related Documentation	<ul style="list-style-type: none"> show ntp status on page 1006
List of Sample Output	show ntp associations on page 1005
Output Fields	Table 147 on page 1004 describes the output fields for the show ntp associations command. Output fields are listed in the approximate order in which they appear.

Table 147: show ntp associations Output Fields

Field Name	Field Description
remote	Address or name of the remote NTP peer.
refid	Reference identifier of the remote peer. If the reference identifier is not known, this field shows a value of 0.0.0.0 .
st	Stratum of the remote peer.
t	Type of peer: b (broadcast), l (local), m (multicast), or u (unicast).
when	When the last packet from the peer was received.
poll	Polling interval, in seconds.
reach	Reachability register, in octal.
delay	Current estimated delay of the peer, in milliseconds.
offset	Current estimated offset of the peer, in milliseconds.
disp	Current estimated dispersion of the peer, in milliseconds.

Table 147: show ntp associations Output Fields (*continued*)

Field Name	Field Description
<i>peer-name</i>	<p>Peer name and status of the peer in the clock selection process:</p> <ul style="list-style-type: none"> • space—Discarded because of a high stratum value or failed sanity checks. • x—Designated "falseticker" by the intersection algorithm. • .—Culled from the end of the candidate list. • — —Discarded by the clustering algorithm. • +—Included in the final selection set. • #—Selected for synchronization, but the distance exceeds the maximum. • *—Selected for synchronization. • o—Selected for synchronization, but the packets-per-second (pps) signal is in use.

Sample Output

```

show ntp associations  user@host> show ntp associations
                        remote          refid          st t when poll reach  delay  offset  disp
=====
*wolfe-gw.junipe tick.ucla.edu        2 u  43   64  377    1.86   0.319   0.08

```

show ntp status

Syntax	<code>show ntp status</code> <code><no-resolve></code>
Release Information	Command introduced in Junos OS Release 11.1 for the QFX Series.
Description	Display the values of internal variables returned by Network Time Protocol (NTP) peers.
Options	none —Display the values of internal variables returned by NTP peers. no-resolve —(Optional) Suppress symbolic addressing.
Required Privilege Level	view
Related Documentation	<ul style="list-style-type: none">• show ntp associations on page 1004
List of Sample Output	show ntp status on page 1006

Sample Output

```
show ntp status user@host> show ntp status
status=0644 leap_none, sync_ntp, 4 events, event_peer/strat_chg,
version="ntpd 4.1.0-a Fri Jun 24 06:40:56 GMT 2005 (1)",
processor="i386", system="JUNOS7.4-20050624.0", leap=00, stratum=2,
precision=-28, rootdelay=6.849, rootdispersion=10.615, peer=38788,
refid=ntp-server.company-a.net,
reftime=c66705d9.06ee0f3c Fri, Jun 24 2005 15:21:13.027, poll=6,
clock=c6670602.cf6db940 Fri, Jun 24 2005 15:21:54.810, state=4,
offset=0.205, frequency=75.911, jitter=0.396, stability=0.005
```

show static-subscribers sessions

Syntax	show static-subscribers sessions <group <i>group-name</i> > <interface <i>interface-name</i> >
Release Information	Command introduced in Junos OS Release 9.6.
Description	Display information about the subscriber sessions for all static subscribers, all static subscribers on an interface group, or a single subscriber on an interface.
Options	<p><i>group-name</i>—(Optional) Display session information for static subscribers on all interfaces in the specified group.</p> <p><i>interface-name</i>—(Optional) Display session information for the static subscriber on the specified in the specified group.</p>
Required Privilege Level	view
Related Documentation	<ul style="list-style-type: none"> Subscribers on Static Interfaces Overview
List of Sample Output	show static-subscribers sessions on page 1008 show static-subscribers sessions group on page 1008 show static-subscribers sessions interface on page 1008
Output Fields	Table 148 on page 1007 lists the output fields for the show static-subscribers sessions command. Output fields are listed in the approximate order in which they appear.

Table 148: show static-subscribers sessions Output Fields

Field Name	Field Description	Level of Output
Interface	Name of the interface.	None specified
State	State of the static subscriber session: <ul style="list-style-type: none"> authenticating—Subscriber is being authenticated. activating client—Client is being activated. activating services—Subscriber services are being activated. deactivating client—Client is being deactivated. deactivating services—Subscriber services are being deactivated. initializing—Process is initializing. logged in—Subscriber is logged in to the interface. logged out—Subscriber is logged out of the interface. processing statistics—Session statistics are being processed. terminating session—Subscriber session is being terminated. 	None specified
Group	Name of the interface group to which the interface belongs.	None specified

Table 148: show static-subscribers sessions Output Fields (*continued*)

Field Name	Field Description	Level of Output
User Name	Username used for the static subscriber. Can be the interface name.	None specified

Sample Output

```

show static-subscribers sessions user@host> show static-subscribers sessions
Static subscriber information:
Interface      State      Group      User Name
ge-9/1/0.1     logged out  SS1        ge-9-1-0.1
ge-9/1/0.10    logged out  SS1        ge-9-1-0.10
ge-9/1/0.100   logged out  SS1        ge-9-1-0.100
ge-9/1/0.11    logged out  SS1        ge-9-1-0.11
ge-9/1/0.12    logged out  SS1        ge-9-1-0.12
ge-9/1/0.13    logged out  SS1        ge-9-1-0.13
ge-9/1/0.14    logged out  SS1        ge-9-1-0.14
ge-9/1/0.15    logged out  SS1        ge-9-1-0.15
ge-9/1/0.16    logged out  SS1        ge-9-1-0.16
ge-9/1/0.17    logged out  SS1        ge-9-1-0.17
ge-9/1/0.18    logged out  SS1        ge-9-1-0.18
ge-9/1/0.19    logged out  SS1        ge-9-1-0.19
ge-9/1/0.2     logged out  SS1        ge-9-1-0.2
ge-9/1/0.20    logged out  SS1        ge-9-1-0.20
ge-9/1/0.21    logged out  SS1        ge-9-1-0.21

show static-subscribers sessions group boston user@host> show static-subscribers sessions group boston
Interface      State      Group      User Name
ge-0/0/1.1     logged in   boston     ge-0/0/1.1
ge-0/0/1.2     logged in   boston     ge-0/0/1.2

show static-subscribers sessions interface ge-0/0/1.1 user@host> show static-subscribers sessions interface ge-0/0/1.1
Interface      State      Group      User Name
ge-0/0/1.1     logged in   foo        ge-0/0/1.1

```

show subscribers

Syntax `show subscribers`
`<address address>`
`<client-type client-type>`
`<interface interface>`
`<logical-system logical-system>`
`<mac-address mac-address>`
`<profile-name profile-name>`
`<routing-instance routing-instance>`
`<stacked-vlan-id stacked-vlan-id>`
`<subscriber-state subscriber-state>`
`<vlan-id vlan-id>`
`<count | detail | extensive | summary (all | logical-system logical-system | routing-instance routing-instance) | terse>`

Release Information Command introduced in Junos OS Release 9.3.
 Command introduced in Junos OS Release 9.3 for EX Series switches.
client-type, **mac-address**, **subscriber-state**, **extensive**, and **summary** options introduced in Junos OS Release 10.2.
count option usage with other options introduced in Junos OS Release 10.2.
 Command introduced in Junos OS Release 11.1 for the QFX Series.

Description Display information for active subscribers.

Options **address**—(Optional) Display subscribers whose IP address matches the specified address.

client-type—(Optional) Display subscribers whose client type matches the specified client type (DHCP, L2TP, PPP, PPPOE, VLAN, or static).

count—(Optional) Display the count of total subscribers and active subscribers for any specified option. You can use the **count** option alone or with the **address**, **client-type**, **interface**, **logical-system**, **mac-address**, **profile-name**, **routing-instance**, **stacked-vlan-id**, **subscriber-state**, or **vlan-id** options.

id—(Optional) Display a specific subscriber session whose session id matches the specified subscriber ID. You can display subscriber IDs by using the **show subscribers extensive** or the **show subscribers interface extensive** commands.

interface—(Optional) Display subscribers whose interface matches the specified interface.

logical-system—(Optional) Display subscribers whose logical system matches the specified logical system.

mac-address—(Optional) Display subscribers whose MAC address matches the specified MAC address.

profile-name—(Optional) Display subscribers whose dynamic profile matches the specified profile name.

routing-instance—(Optional) Display subscribers whose routing instance matches the specified routing instance.

subscriber-state—(Optional) Display subscribers whose subscriber state matches the specified subscriber state (ACTIVE, CONFIGURED, INIT, TERMINATED, or TERMINATING).

vlan-id—(Optional) Display subscribers whose VLAN ID matches the specified VLAN ID.

stacked-vlan-id—(Optional) Display subscribers whose stacked VLAN ID matches the specified stacked VLAN ID.

detail | extensive | summary | terse—(Optional) Display the specified level of output.



NOTE: Due to display limitations, logical system and routing instance output values are truncated when necessary.

Required Privilege Level	view
List of Sample Output	show subscribers (IPv4) on page 1013 show subscribers (IPv6) on page 1013 show subscribers (IPv4 and IPv6 Dual Stack) on page 1013 show subscribers (LNS on MX Series Routers) on page 1014 show subscribers detail (IPv4) on page 1014 show subscribers detail (IPv6) on page 1014 show subscribers detail (IPv6 Static Demux Interface) on page 1014 show subscribers detail (L2TP LNS Subscribers on MX Series Routers) on page 1015 show subscribers detail (Tunneled Subscriber) on page 1015 show subscribers detail (IPv4 and IPv6 Dual Stack) on page 1015 show subscribers interface on page 1016 show subscribers logical-system on page 1017 show subscribers count on page 1017 show subscribers routing-instance inst1 count on page 1017 show subscribers vlan-id on page 1017 show subscribers vlan-id detail on page 1017 show subscribers stacked-vlan-id detail on page 1017 show subscribers stacked-vlan-id vlan-id detail (Combined Output) on page 1017 show subscribers stacked-vlan-id vlan-id interface detail (Combined Output for a Specific Interface) on page 1018 show subscribers client-type dhcp detail on page 1018 show subscribers extensive on page 1018 show subscribers extensive (L2TP LNS Subscribers on MX Series Routers) on page 1018 show subscribers extensive (IPv4 and IPv6 Dual Stack) on page 1019 show subscribers summary on page 1020 show subscribers summary all on page 1020 show subscribers terse on page 1020
Output Fields	Table 149 on page 1011 lists the output fields for the show subscribers command. Output fields are listed in the approximate order in which they appear.

Table 149: show subscribers Output Fields

Field Name	Field Description
User Name	Name of subscriber.
Type	Subscriber client type (DHCP, L2TP, PPP, PPPoE, STATIC-INTERFACE, VLAN).
IP Address	Subscriber IPv4 address.
IP Netmask	Subscriber IP netmask.
IPv6 Address	Subscriber IPv6 address, or multiple addresses.
IPv6 Prefix	Subscriber IPv6 prefix. If you are using DHCPv6 prefix delegation, this is the delegated prefix.
IPv6 User Prefix	IPv6 prefix obtained through ND/RA.
IPv6 Address Pool	Subscriber IPv6 address pool. The IPv6 address pool is used to allocate IPv6 prefixes to the DHCPv6 clients.
IPv6 Network Prefix Length	Length of the network portion of the IPv6 address.
IPv6 Prefix Length	Length of the subscriber IPv6 prefix.
Logical System	Logical system associated with the subscriber.
Routing Instance	Routing instance associated with the subscriber.
Interface	Interface associated with the subscriber. The router or switch displays subscribers whose interface matches or begins with the specified interface. The * character indicates a continuation of addresses for the same session.
Interface Type	Whether the subscriber interface is Static or Dynamic .
Dynamic Profile Name	Dynamic profile used for the subscriber.
MAC Address	MAC address associated with the subscriber.
State	Current state of the subscriber session (Init , Configured , Active , Terminating , Tunneled).
VLAN Id	VLAN ID associated with the subscriber in the form <i>tpid.vlan-id</i> .
Stacked VLAN Id	Stacked VLAN ID associated with the subscriber in the form <i>tpid.vlan-id</i> .
RADIUS Accounting ID	RADIUS accounting ID associated with the subscriber.
Agent Circuit ID	Option 82 agent circuit ID associated with the subscriber. The ID is displayed as an ASCII string unless the value has nonprintable characters, in which case it is displayed in hexadecimal format.

Table 149: show subscribers Output Fields (*continued*)

Field Name	Field Description
Agent Remote ID	Option 82 agent remote ID associated with the subscriber. The ID is displayed as an ASCII string unless the value has nonprintable characters, in which case it is displayed in hexadecimal format.
DHCP Relay IP Address	IP address used by the DHCP relay agent.
Login Time	Date and time at which the subscriber logged in.
DHCP Options	len = number of hex values in the message. The hex values specify the type, length, value (TLV) for DHCP options, as defined in RFC 2132.
Session ID	ID number for a subscriber service session.
Underlying Session ID	For DHCPv6 subscribers on a PPPoE network, displays the session ID of the underlying PPPoE interface.
Service Sessions	Number of service sessions (that is, a service activated using RADIUS CoA) associated with the subscribers.
Service Session Name	Service session profile name.
Session Timeout (seconds)	Number of seconds of access provided to the subscriber before the session is automatically terminated.
Idle Timeout (seconds)	Number of seconds subscriber can be idle before the session is automatically terminated.
IPv6 Delegated Address Pool	Name of the pool used for DHCPv6 prefix delegation.
IPv6 Delegated Network Prefix Length	Length of the prefix configured for the IPv6 delegated address pool.
IPv6 Interface Address	Address assigned by the Framed-Ipv6-Prefix AAA attribute.
IPv6 Framed Interface Id	Interface ID assigned by the Framed-Interface-Id AAA attribute.
ADF IPv4 Input Filter Name	Name assigned to the Ascend-Data-Filter (ADF) interface IPv4 input filter (client or service session). The filter name is followed by the rules (in hexadecimal format) associated with the ADF filter and the decoded rule in Junos OS filter style.
ADF IPv4 Output Filter Name	Name assigned to the Ascend-Data-Filter (ADF) interface IPv4 output filter (client or service session). The filter name is followed by the rules (in hexadecimal format) associated with the ADF filter and the decoded rule in Junos OS filter style.
ADF IPv6 Input Filter Name	Name assigned to the Ascend-Data-Filter (ADF) interface IPv6 input filter (client or service session). The filter name is followed by the rules (in hexadecimal format) associated with the ADF filter and the decoded rule in Junos OS filter style.

Table 149: show subscribers Output Fields (*continued*)

Field Name	Field Description
ADF IPv6 Output Filter Name	Name assigned to the Ascend-Data-Filter (ADF) interface IPv6 output filter (client or service session). The filter name is followed by the rules (in hexadecimal format) associated with the ADF filter and the decoded rule in Junos OS filter style.
IPv4 Input Filter Name	Name assigned to the IPv4 input filter (client or service session).
IPv4 Output Filter Name	Name assigned to the IPv4 output filter (client or service session).
IPv6 Input Filter Name	Name assigned to the IPv6 input filter (client or service session).
IPv6 Output Filter Name	Name assigned to the IPv6 output filter (client or service session).
IFL Input Filter Name	Name assigned to the logical interface input filter (client or service session).
IFL Output Filter Name	Name assigned to the logical interface output filter (client or service session).
Subscribers by State	<p>Number of subscribers summarized by state. The summary information includes the following:</p> <ul style="list-style-type: none"> • Init—Number of subscriber currently in the initialization state. • Configured—Number of configured subscribers. • Active—Number of active subscribers. • Terminating—Number of subscribers currently terminating. • Terminated—Number of terminated subscribers. <p>Summary information includes subscriber counts per state and the total number of subscribers.</p>
Subscribers by Client Type	Number of subscribers summarized by client type. Client types can include DHCP, VLAN, PPP, PPPOE, L2TP, and static. Summary information includes subscriber counts per client type and the total number of subscribers.
Subscribers by LS:RI	Number of subscribers summarized by logical system:routing instance (LS:RI) combination. Summary information includes subscriber counts per LS:RI and the total number of subscribers.

Sample Output

```

show subscribers (IPv4) user@host> show subscribers
Interface          IP Address/VLAN ID  User Name          LS:RI
ge-1/3/0.1073741824 100                 WHOLESALE-CLIENT default:default
demux0.1073741824   100.0.0.10          RETAILER1-CLIENT test1:retailer1
demux0.1073741825   101.0.0.3           RETAILER2-CLIENT test1:retailer2
demux0.1073741826   102.0.0.3           RETAILER2-CLIENT test1:retailer2

show subscribers (IPv6) user@host> show subscribers
Interface          IP Address/VLAN ID  User Name          LS:RI
ge-1/0/0.0         2001::c0:0:0:0/74  WHOLESALE-CLIENT default:default
*                  2002::1/128        subscriber-25      default:default

show subscribers (IPv4 and IPv6 Dual Stack) user@host> show subscribers
Interface          IP Address/VLAN ID  User Name          LS:RI

```

```

demux0.1073741834 0x8100.1002 0x8100.1
default:default
demux0.1073741835 0x8100.1001 0x8100.1
default:default
pp0.1073741836 61.1.1.1 dualstackuser1@ISP1.com
default:ASP-1
* 2041:1:1::/48
* 2061:1:1:1::/64
pp0.1073741837 23.1.1.3 dualstackuser2@ISP1.com
default:ASP-1
* 2001:1:2:5::/64

```

show subscribers (LNS on MX Series Routers)

```

user@host> show subscribers
Interface      IP Address/VLAN ID  User Name      LS:RI
si-4/0/0.1     192.168.4.1        xyz@example.com default:default

```

show subscribers detail (IPv4)

```

user@host> show subscribers detail
Type: DHCP
IP Address: 100.20.9.7
IP Netmask: 255.255.0.0
Logical System: default
Routing Instance: default
Interface: demux0.1073744127
Interface type: Dynamic
Dynamic Profile Name: dhcp-demux-prof
MAC Address: 00:10:95:00:00:98
State: Active
Radius Accounting ID: jnpr :2304
Session Timeout (seconds): 3600
Idle Timeout (seconds): 600
Login Time: 2009-08-25 14:43:52 PDT
DHCP Options: len 52
35 01 01 39 02 02 40 3d 07 01 00 10 94 00 00 08 33 04 00 00
00 3c 0c 15 63 6c 69 65 6e 74 5f 50 6f 72 74 20 2f 2f 36 2f
33 2d 37 2d 30 37 05 01 06 0f 21 2c
Service Sessions: 2

```

show subscribers detail (IPv6)

```

user@host> show subscribers detail
Type: DHCP
User Name: pd-user1
IPv6 Prefix: 2002:db2:ffff:1::/64
Logical System: default
Routing Instance: default
Interface: ge-3/1/3.2
Interface type: Static
MAC Address: 00:51:ff:ff:00:03
State: Active
Radius Accounting ID: 1
Session ID: 1
Login Time: 2011-08-25 12:12:26 PDT
DHCP Options: len 42
00 08 00 02 00 00 00 01 00 0a 00 03 00 01 00 51 ff ff 00 03
00 06 00 02 00 19 00 19 00 0c 00 00 00 00 00 00 00 00 00 00
00 00

```

show subscribers detail (IPv6 Static Demux Interface)

```

user@host> show subscribers detail
Type: STATIC-INTERFACE
User Name: demux0.1@jnpr.net
IPv6 Prefix: 1:2:3:4:5:6:7:aa/128

```

```

Logical System: default
Routing Instance: default
Interface: demux0.1
Interface type: Static
Dynamic Profile Name: junos-default-profile
State: Active
Radius Accounting ID: 185
Login Time: 2010-05-18 14:33:56 EDT

show subscribers detail (L2TP LNS
Subscribers on MX
Series Routers) user@host> show subscribers detail
Type: L2TP
User Name: user1@jnpr.net
IP Address: 10.1.32.58
IP Netmask: 255.255.0.0
Logical System: default
Routing Instance: default
Interface: si-5/2/0.1073749824
Interface type: Dynamic
Dynamic Profile Name: dyn-lns-profile2
Dynamic Profile Version: 1
State: Active
Radius Accounting ID: 8001
Session ID: 8001
Login Time: 2011-04-25 20:27:50 IST

show subscribers detail (Tunneled
Subscriber) user@host> show subscribers detail
Type: PPPoE
User Name: user1@example.com
Logical System: default
Routing Instance: default
Interface: pp0.1
State: Active, Tunneled
Radius Accounting ID: 512

show subscribers detail (IPv4 and IPv6
Dual Stack) user@host> show subscribers detail
Type: VLAN
Logical System: default
Routing Instance: default
Interface: demux0.1073741824
Interface type: Dynamic
Dynamic Profile Name: svlanProfile
State: Active
Session ID: 1
Stacked VLAN Id: 0x8100.1001
VLAN Id: 0x8100.1
Login Time: 2011-11-30 00:18:04 PST

Type: PPPoE
User Name: dualstackuser1@ISP1.com
IP Address: 61.1.1.1
IPv6 Prefix: 2041:1:1::/48
IPv6 User Prefix: 2061:1:1:1::/64
Logical System: default
Routing Instance: ASP-1
Interface: pp0.1073741825
Interface type: Dynamic
Dynamic Profile Name: dualStack-Profile1
MAC Address: 00:00:64:03:01:02
State: Active
Radius Accounting ID: 2

```

```
Session ID: 2
Login Time: 2011-11-30 00:18:05 PST

Type: DHCP
IPv6 Prefix: 2041:1:1::/48
Logical System: default
Routing Instance: ASP-1
Interface: pp0.1073741825
Interface type: Static
MAC Address: 00:00:64:03:01:02
State: Active
Radius Accounting ID: jnpr :3
Session ID: 3
Underlying Session ID: 2
Login Time: 2011-11-30 00:18:35 PST
DHCP Options: len 42
00 08 00 02 0b b8 00 01 00 0a 00 03 00 01 00 00 64 03 01 02
00 06 00 02 00 19 00 19 00 0c 00 00 00 00 00 00 00 00 00 00
00 00
```

show subscribers interface user@host> show subscribers interface demux0.1073741826 extensive

```
Type: VLAN
User Name: test1@test.com
Logical System: default
Routing Instance: testnet
Interface: demux0.1073741826
Interface type: Dynamic
Dynamic Profile Name: profile-vdemux-relay-23qos
MAC Address: 00:00:6e:56:01:04
State: Active
Radius Accounting ID: 12
Session ID: 12
Stacked VLAN Id: 0x8100.1500
VLAN Id: 0x8100.2902
Login Time: 2011-10-20 16:21:59 EST
```

```
Type: DHCP
User Name: test1@test.com
IP Address: 172.16.200.6
IP Netmask: 255.255.255.0
Logical System: default
Routing Instance: testnet
Interface: demux0.1073741826
Interface type: Static
MAC Address: 00:00:6e:56:01:04
State: Active
Radius Accounting ID: 21
Session ID: 21
Login Time: 2011-10-20 16:24:33 EST
Service Sessions: 2
```

```
Service Session ID: 25
Service Session Name: SUB-QOS
State: Active
```

```
Service Session ID: 26
Service Session Name: service-cb-content
State: Active
```

```

IPv4 Input Filter Name: content-cb-in-demux0.1073741826-in
IPv4 Output Filter Name: content-cb-out-demux0.1073741826-out

show subscribers logical-system user@host> show subscribers logical-system test1 terse
                                Interface      IP Address/VLAN ID  User Name      LS:RI
                                demux0.1073741825  101.0.0.3          RETAILER1-CLIENT test1:retailer1
                                demux0.1073741826  102.0.0.3          RETAILER2-CLIENT test1:retailer2

show subscribers count user@host> show subscribers count
                                Total Subscribers: 188, Active Subscribers: 188

show subscribers routing-instance inst1 count user@host> show subscribers routing-instance inst1 count
routing-instance inst1 count Total Subscribers: 188, Active Subscribers: 183

show subscribers vlan-id user@host> show subscribers vlan-id 100
                                Interface      IP Address      User Name
                                ge-1/0/0.1073741824
                                ge-1/2/0.1073741825

show subscribers vlan-id detail user@host> show subscribers vlan-id 100 detail
                                Type: VLAN
                                Interface: ge-1/0/0.1073741824
                                Interface type: Dynamic
                                Dynamic Profile Name: vlan-prof-tpid
                                State: Active
                                VLAN Id: 100
                                Login Time: 2009-03-11 06:48:54 PDT

                                Type: VLAN
                                Interface: ge-1/2/0.1073741825
                                Interface type: Dynamic
                                Dynamic Profile Name: vlan-prof-tpid
                                State: Active
                                VLAN Id: 100
                                Login Time: 2009-03-11 06:48:54 PDT

show subscribers stacked-vlan-id detail user@host> show subscribers stacked-vlan-id 101 detail
stacked-vlan-id detail Type: VLAN
                                Interface: ge-1/2/0.1073741824
                                Interface type: Dynamic
                                Dynamic Profile Name: svlan-prof
                                State: Active
                                Stacked VLAN Id: 0x8100.101
                                VLAN Id: 0x8100.100
                                Login Time: 2009-03-27 11:57:19 PDT

show subscribers stacked-vlan-id vlan-id detail (Combined user@host> show subscribers stacked-vlan-id 101 vlan-id 100 detail
stacked-vlan-id detail (Combined Output) Type: VLAN
                                Interface: ge-1/2/0.1073741824
                                Interface type: Dynamic
                                Dynamic Profile Name: svlan-prof
                                State: Active
                                Stacked VLAN Id: 0x8100.101
                                VLAN Id: 0x8100.100
                                Login Time: 2009-03-27 11:57:19 PDT

```

```

show subscribers      user@host> show subscribers stacked-vlan-id 101 vlan-id 100 interface ge-1/2/0.* detail
stacked-vlan-id vlan-id
interface detail      Type: VLAN
(Combined Output for   Interface: ge-1/2/0.1073741824
a Specific Interface) Interface type: Dynamic
                        Dynamic Profile Name: svlan-prof
                        State: Active
                        Stacked VLAN Id: 0x8100.101
                        VLAN Id: 0x8100.100
                        Login Time: 2009-03-27 11:57:19 PDT

```

```

show subscribers      user@host> show subscribers client-type dhcp detail
client-type dhcp detail
                        Type: DHCP
                        IP Address: 100.20.9.7
                        IP Netmask: 255.255.0.0
                        Logical System: default
                        Routing Instance: default
                        Interface: demux0.1073744127
                        Interface type: Dynamic
                        Dynamic Profile Name: dhcp-demux-prof
                        MAC Address: 00:10:95:00:00:98
                        State: Active
                        Radius Accounting ID: jnpr :2304
                        Login Time: 2009-08-25 14:43:52 PDT

```

```

                        Type: DHCP
                        IP Address: 100.20.10.7
                        IP Netmask: 255.255.0.0
                        Logical System: default
                        Routing Instance: default
                        Interface: demux0.1073744383
                        Interface type: Dynamic
                        Dynamic Profile Name: dhcp-demux-prof
                        MAC Address: 00:10:94:00:01:f3
                        State: Active
                        Radius Accounting ID: jnpr :2560
                        Login Time: 2009-08-25 14:43:56 PDT

```

```

show subscribers      user@host> show subscribers extensive
extensive             Type: DHCP
                        User Name: pd-user1
                        IPv6 Prefix: 2002:db2:ffff:1::/64
                        Logical System: default
                        Routing Instance: default
                        Interface: ge-3/1/3.2
                        Interface type: Static
                        MAC Address: 00:51:ff:ff:00:03
                        State: Active
                        Radius Accounting ID: 1
                        Session ID: 1
                        Login Time: 2011-08-25 12:12:26 PDT
                        DHCP Options: len 42
                        00 08 00 02 00 00 00 01 00 0a 00 03 00 01 00 51 ff ff 00 03
                        00 06 00 02 00 19 00 19 00 0c 00 00 00 00 00 00 00 00 00
                        00 00
                        IPv6 Address Pool: pd_pool
                        IPv6 Network Prefix Length: 48

```

```

show subscribers      user@host> show subscribers extensive
extensive (L2TP LNS) Type: L2TP
                        User Name: user1@jnpr.net

```


Subscribers on MX Series Routers)

```

IP Address: 10.1.32.58
IP Netmask: 255.255.0.0
Logical System: default
Routing Instance: default
Interface: si-5/2/0.1073749824
Interface type: Dynamic
Dynamic Profile Name: dyn-1ns-profile2
Dynamic Profile Version: 1
State: Active
Radius Accounting ID: 8001
Session ID: 8001
Login Time: 2011-04-25 20:27:50 IST
IPv4 Input Filter Name: classify-si-5/2/0.1073749824-in
IPv4 Output Filter Name: classify-si-5/2/0.1073749824-out

```

show subscribers extensive (IPv4 and IPv6 Dual Stack)

```

user@host> show subscribers extensive
Type: VLAN
Logical System: default
Routing Instance: default
Interface: demux0.1073741824
Interface type: Dynamic
Dynamic Profile Name: svlanProfile
State: Active
Session ID: 1
Stacked VLAN Id: 0x8100.1001
VLAN Id: 0x8100.1
Login Time: 2011-11-30 00:18:04 PST

Type: PPPoE
User Name: dualstackuser1@ISP1.com
IP Address: 61.1.1.1
IPv6 Prefix: 2041:1:1::/48
IPv6 User Prefix: 2061:1:1:1::/64
Logical System: default
Routing Instance: ASP-1
Interface: pp0.1073741825
Interface type: Dynamic
Dynamic Profile Name: dualStack-Profile1
MAC Address: 00:00:64:03:01:02
State: Active
Radius Accounting ID: 2
Session ID: 2
Login Time: 2011-11-30 00:18:05 PST
IPv6 Delegated Network Prefix Length: 48
IPv6 Interface Address: 2061:1:1:1::1/64
IPv6 Framed Interface Id: 1:1:2:2
IPv4 Input Filter Name: FILTER-IN-pp0.1073741825-in
IPv4 Output Filter Name: FILTER-OUT-pp0.1073741825-out
IPv6 Input Filter Name: FILTER-IN6-pp0.1073741825-in
IPv6 Output Filter Name: FILTER-OUT6-pp0.1073741825-out

Type: DHCP
IPv6 Prefix: 2041:1:1::/48
Logical System: default
Routing Instance: ASP-1
Interface: pp0.1073741825
Interface type: Static
MAC Address: 00:00:64:03:01:02
State: Active
Radius Accounting ID: jnpr :3
Session ID: 3

```

```

Underlying Session ID: 2
Login Time: 2011-11-30 00:18:35 PST
DHCP Options: len 42
00 08 00 02 0b b8 00 01 00 0a 00 03 00 01 00 00 64 03 01 02
00 06 00 02 00 19 00 19 00 0c 00 00 00 00 00 00 00 00 00
00 00
IPv6 Delegated Network Prefix Length: 48

```

show subscribers summary user@host> show subscribers summary

```

Subscribers by State
Init          3
Configured    2
Active       183
Terminating   2
Terminated    1

TOTAL        191

Subscribers by Client Type
DHCP         107
PPP          76
VLAN         8

TOTAL        191

```

show subscribers summary all user@host> show subscribers summary all

```

Subscribers by State
Init          3
Configured    2
Active       183
Terminating   2
Terminated    1

TOTAL        191

Subscribers by Client Type
DHCP         107
PPP          76
VLAN         8

TOTAL        191

Subscribers by LS:RI
default:default 1
default:ri1     28
default:ri2     16
ls1:default     22
ls1:riA         38
ls1:riB         44
logsysX:routinstY 42

TOTAL        191

```

show subscribers terse user@host> show subscribers summary terse

Interface	IP Address/VLAN ID	User Name	LS:RI
ge-1/3/0.1073741824	100		default:default
demux0.1073741824	100.0.0.10	WHOLESALE-CLIENT	default:default

demux0.1073741825	101.0.0.3	RETAILER1-CLIENT	test1:retailer1
demux0.1073741826	102.0.0.3	RETAILER2-CLIENT	test1:retailer2

show system alarms

Syntax	show system alarms
Release Information	Command introduced before Junos OS Release 7.4. Command introduced in Junos OS Release 9.0 for EX Series switches. Command introduced in Junos OS Release 11.1 for the QFX Series.
Description	Display active system alarms.
Options	This command has no options.
Additional Information	System alarms are preset. They include a configuration alarm that appears when no rescue configuration alarm is set and a license alarm that appears when a software feature is configured and no valid license is configured for the feature. For more information about system alarms, see the Junos OS System Basics Configuration Guide . In Junos OS release 11.1 and later, alarms for fans also show the slot number of the fans in the CLI output.
Required Privilege Level	admin
List of Sample Output	show system alarms on page 1022 show system alarms (Fan Tray) on page 1022 show system alarms (QFX Series) on page 1022

Sample Output

```

show system alarms user@host> show system alarms
2 alarms currently active
Alarm time          Class    Description
2005-02-24 17:29:34 UTC Minor    IPsec VPN tunneling usage requires a
license
2005-02-24 17:29:34 UTC Minor    Rescue configuration is not sent

show system alarms user@host> show system alarms
(Fan Tray)         4 alarms currently active
Alarm time          Class    Description
2010-11-11 20:27:38 UTC Major    Side Fan Tray 7 Failure
2010-11-11 20:27:13 UTC Minor    Side Fan Tray 7 Overspeed
2010-11-11 20:27:13 UTC Major    Side Fan Tray 5 Failure
2010-11-11 20:27:13 UTC Major    Side Fan Tray 0 Failure

show system alarms user@switches> show system alarms
(QFX Series)       2 alarms currently active
Alarm time Class Description
2005-02-24 17:29:34 UTC Minor Rescue configuration is not sent

```

show system audit

Syntax	show system audit <root-only>
Syntax (EX Series Switch and MX Series Router)	show system audit <all-members> <local> <member <i>member-id</i> > <root-only>
Syntax (TX Matrix Router)	show system audit <all-lcc lcc <i>number</i> scc> <root-only>
Syntax (TX Matrix Plus Router)	show system audit <all-chassis all-lcc lcc <i>number</i> sfc <i>number</i> > <root-only>
Syntax (QFX Series)	show system audit <infrastructure <i>name</i> interconnect-device <i>name</i> node-group <i>name</i> root-only>
Release Information	Command introduced before Junos OS Release 7.4. Command introduced in Junos OS Release 9.0 for EX Series switches. sfc option introduced for the TX Matrix Plus router in Junos OS Release 9.6. Command introduced in Junos OS Release 11.1 for the QFX Series.
Description	Display the state and checksum values for file systems.
Options	<p>none—Display the state and checksum values for all file systems.</p> <p>all-chassis—(TX Matrix and TX Matrix Plus routers only) (Optional) Display file system MD5 hash and permissions information for all of the chassis.</p> <p>all-lcc—(TX Matrix and TX Matrix Plus routers only) (Optional) On a TX Matrix router, display file system MD5 hash and permissions information for all T640 routers (or line-card chassis) connected to the TX Matrix router. On a TX Matrix Plus router, display file system MD5 hash and permissions information for all T1600 routers (or line-card chassis) connected to the TX Matrix Plus router.</p> <p>all-members—(EX4200 switch, QFX Series, and MX Series routers only) (Optional) Display file system MD5 hash and permissions information on all members of the Virtual Chassis configuration.</p> <p>infrastructure <i>name</i>—(QFabric switches only) (Optional) Display file system MD5 hash and permissions information for a fabric control Routing Engine or a fabric control Routing Engine.</p> <p>interconnect-device <i>name</i>—(QFabric switches only) (Optional) Display file system MD5 hash and permissions information for the Interconnect device.</p>

local—(EX4200 switch, QFX Series, and MX Series routers only) (Optional) Display file system MD5 hash and permissions information on the local Virtual Chassis member.

member *member-id*—(EX4200 switch, QFX Series, and MX Series routers only) (Optional) Display file system MD5 hash and permissions information on the specified member of the Virtual Chassis configuration. For EX4200 switches, replace ***member-id*** with a value from 0 through 9. For an MX Series Virtual Chassis, replace ***member-id*** with a value of 0 or 1.

node-group *name*—(QFabric switches only) (Optional) Display file system MD5 hash and permissions information for the Node group

root-only—(Optional) Check only the root (/) file system. On a QFabric switch, you can check the root (/) file system on the infrastructure (fabric manager Routing Engine and fabric control Routing Engine), Interconnect device, or Node group.

scc—(TX Matrix routers only) (Optional) Display file system MD5 hash and permissions information for the TX Matrix router (or switch-card chassis).

sfc *number*—(TX Matrix Plus routers only) (Optional) Display file system MD5 hash and permissions information for the TX Matrix Plus router (or switch-fabric chassis). Replace *number* with 0.

Additional Information To redirect the output to a file, issue the following command:

ssh *device-name* 'show system audit root-only' > *output-file*

If you save the output of the **show system audit root-only** command to a file, you can compare it to subsequent output from the command to determine whether anything has changed.

By default, when you issue the **show system audit** command on a TX Matrix or TX Matrix Plus master Routing Engine, the command is broadcast to all the T640 (in a routing matrix based on the TX Matrix router) or T1600 (in a routing matrix based on a TX Matrix Plus router) master Routing Engines connected to it. If you issue the command on the TX Matrix or TX Matrix Plus backup Routing Engine, the command is broadcast to all the T640 (in a routing matrix based on a TX Matrix router) or T1600 (in a routing matrix based on a TX Matrix Plus router) backup Routing Engines that are connected to it.

Required Privilege Level admin

List of Sample Output [show system audit root-only on page 1024](#)
[show system audit lcc \(TX Matrix Router\) on page 1025](#)
[show system audit lcc \(TX Matrix Plus Router\) on page 1027](#)
[show system audit root-only \(QFX3500 Switch\) on page 1029](#)

Sample Output

```
show system audit root-only
user@host> show system audit root-only
#          user: root
#          machine: my-host
#          tree: /
```

```

date: Fri Feb 11 21:21:46 2000

# .
/set type=file uid=0 gid=0 mode=0755 nlink=1
.      type=dir nlink=23 size=1024 time=950252640.0
.cshrc  uid=3 gid=7 mode=0644 size=177 time=939182975.0 \
      md5digest=f414e06fea6bd646244b98e13d6e6226
.kernel.jkernel.backup \
      mode=0744 size=1934552 time=944688902.0 \
      md5digest=2c343cf0bd9fea8f04f78604feed7aa4
.profile uid=3 gid=7 mode=0644 nlink=2 size=173 time=939182975.0 \
      md5digest=55a1e3c6c67789c9d3a1cce1ea39f670
COPYRIGHT uid=3 gid=7 mode=0444 size=3425 time=939182975.0 \
      md5digest=7df8bc77dcee71382ea73eb0ec6a9243
boot.config mode=0644 size=3 time=945902618.0 \
      md5digest=93d722493ed38477338a1405d7dccb40
boot.help uid=3 gid=7 mode=0444 size=411 time=939182876.0 \
      md5digest=9b7126385734bcae753f4179ab59d8e5
compat  type=link mode=0777 size=11 time=915149058.0 \
      link=/usr/compat
kernel  mode=0444 size=1947607 time=950230892.0 \
      md5digest=1a2a8aff2fec678a918ba0d6bf063980
kernel.avr uid=1112 size=1947642 time=950252597.0 \
      md5digest=82e1637682d58ec28964dfee7fccb62e
kernel.config \
      mode=0644 size=0 time=915149058.0 \
      md5digest=d41d8cd98f00b204e9800998ecf8427e
sys     type=link mode=0777 size=11 time=915149029.0 \
      link=usr/src/sys

```

**show system audit lcc
(TX Matrix Router)**

```

user@host> show system audit lcc 2
lcc2-re0:
-----
#      user: root
#      machine: rodin-lcc2
#      tree: /
#      date: Mon Sep 13 11:55:33 2004

# .
/set type=file uid=0 gid=0 mode=0555 nlink=1 flags=none
.      type=dir nlink=20 size=512 time=1094982121.0
COPYRIGHT mode=0644 size=4735 time=986012708.0 \
      md5digest=78396df1404ad742e6eb1be28f0cd63b
kernel  type=link mode=0700 size=17 time=1090266262.0 \
      link=/packages/jkernel

# ./altconfig
altconfig  type=dir nlink=2 size=512 time=1089801320.0
# ./altconfig
..

# ./altroot
altroot  type=dir nlink=2 size=512 time=1089801320.0
# ./altroot
..

# ./b
b      type=dir mode=0755 nlink=2 size=512 time=1093961429.0
# ./b
..

```

```
# ./bin
/set type=file uid=0 gid=0 mode=0700 nlink=1 flags=none
bin      type=dir mode=0755 nlink=2 size=512 time=1089843059.0
  [      type=link size=28 time=1090266270.0 \
        link=/packages/mnt/jbase/bin/test
  cat    type=link size=27 time=1090266270.0 \
        link=/packages/mnt/jbase/bin/cat
  chmod  type=link size=29 time=1090266270.0 \
        link=/packages/mnt/jbase/bin/chmod
  cp     type=link size=26 time=1090266270.0 \
        link=/packages/mnt/jbase/bin/cp
  csh    type=link size=27 time=1090266270.0 \
        link=/packages/mnt/jbase/bin/csh
  date   type=link size=28 time=1090266270.0 \
        link=/packages/mnt/jbase/bin/date
  dd     type=link size=26 time=1090266270.0 \
        link=/packages/mnt/jbase/bin/dd
  df     type=link size=26 time=1090266270.0 \
        link=/packages/mnt/jbase/bin/df
  echo   type=link size=28 time=1090266270.0 \
        link=/packages/mnt/jbase/bin/echo
  ed     type=link size=26 time=1090266270.0 \
        link=/packages/mnt/jbase/bin/ed
  expr   type=link size=28 time=1090266270.0 \
        link=/packages/mnt/jbase/bin/expr
  hostname type=link size=32 time=1090266270.0 \
        link=/packages/mnt/jbase/bin/hostname
  kill   type=link size=28 time=1090266270.0 \
        link=/packages/mnt/jbase/bin/kill
  ln     type=link size=26 time=1090266270.0 \
        link=/packages/mnt/jbase/bin/ln
  ls     type=link size=26 time=1090266270.0 \
        link=/packages/mnt/jbase/bin/ls
  mkdir  type=link size=29 time=1090266270.0 \
        link=/packages/mnt/jbase/bin/mkdir
  mv     type=link size=26 time=1090266270.0 \
        link=/packages/mnt/jbase/bin/mv
  ps     type=link size=26 time=1090266270.0 \
        link=/packages/mnt/jbase/bin/ps
  pwd    type=link size=27 time=1090266270.0 \
        link=/packages/mnt/jbase/bin/pwd
  rcp    type=link size=27 time=1090266270.0 \
        link=/packages/mnt/jbase/bin/rcp
  red    type=link size=26 time=1090266270.0 \
        link=/packages/mnt/jbase/bin/ed
  rm     type=link size=26 time=1090266270.0 \
        link=/packages/mnt/jbase/bin/rm
  rmdir  type=link size=29 time=1090266270.0 \
        link=/packages/mnt/jbase/bin/rmdir
  sh     type=link size=26 time=1090266270.0 \
        link=/packages/mnt/jbase/bin/sh
  sleep  type=link size=29 time=1090266270.0 \
        link=/packages/mnt/jbase/bin/sleep
  stty   type=link size=28 time=1090266270.0 \
        link=/packages/mnt/jbase/bin/stty
  sync   type=link size=28 time=1090266270.0 \
        link=/packages/mnt/jbase/bin/sync
  tcsh   type=link size=27 time=1090266270.0 \
        link=/packages/mnt/jbase/bin/csh
```



```

        test          type=link size=28 time=1090266270.0 \
                      link=/packages/mnt/jbase/bin/test
# ./bin
..

# ./boot
/set type=file uid=0 gid=0 mode=0444 nlink=1 flags=none
boot          type=dir mode=0555 nlink=3 size=512 time=1095069935.0
  boot0       size=512 time=1094978286.0 \
                md5digest=6f780822dd4ae482a20462b66e542cca
  boot1       mode=0555 size=512 time=1094978294.0 \
                md5digest=8d112b09df342cd0b60fdb9bdcde8e07
  boot2       mode=0555 size=7680 time=1094978294.0 \
                md5digest=28eb58c4068c6b85717e1484f9e028e4
  cdboot      mode=0555 size=165888 time=1094978298.0 \
                md5digest=1474c6b800dfc82ba552d7c36116d07d
  kgzldr.o    size=5996 time=1094982121.0 \
                md5digest=c53dc948eb07e2ea4eb0413e4c4634a3
  loader      mode=0555 size=163840 time=1094978298.0 \
                md5digest=82d9dc2d31033476bfb61bb7264c4fed
  loader.4th  size=9237 time=986013631.0 \
                md5digest=43144391465ad50267d31e0a320be1de
...

```

show system audit lcc
(TX Matrix Plus
Router)

```

user@host> show system audit all-chassis

sfc0-re0:
-----
#          user: root
#          machine: finalfive
#          tree: /
#          date: Mon May 18 00:13:16 2009

# .
/set type=file uid=0 gid=0 mode=0755 nlink=1 flags=none
.          type=dir nlink=23 size=512 time=1242347096.0
  COPYRIGHT mode=0644 size=6196 time=1168587741.0 \
                md5digest=bbad415e1c29bbdd9b383537100412c
  kernel     type=link size=17 time=1242347011.0 link=/packages/jkernel
  staging     type=link mode=0777 size=8 time=1242346935.0 link=/var/tmp

# ./snap
.snap      type=dir mode=0775 nlink=2 size=512 time=1242346922.0
# ./snap
..

# ./altconfig
altconfig  type=dir mode=0500 nlink=2 size=512 time=1242319843.0
# ./altconfig
..

# ./altroot
altroot    type=dir mode=0500 nlink=2 size=512 time=1242319843.0
# ./altroot
..

# ./bin

```

```
bin          type=dir nlink=2 size=512 time=1242346944.0
  \133       type=link size=28 time=1242346942.0 \
             link=/packages/mnt/jbase/bin/test
  cat        type=link size=27 time=1242346941.0 \
             link=/packages/mnt/jbase/bin/cat
  chflags    type=link size=31 time=1242346941.0 \
             link=/packages/mnt/jbase/bin/chflags
  chmod      type=link size=29 time=1242346941.0 \
             link=/packages/mnt/jbase/bin/chmod
  cp         type=link size=26 time=1242346941.0 \
             link=/packages/mnt/jbase/bin/cp
  csh        type=link size=27 time=1242346941.0 \
             link=/packages/mnt/jbase/bin/csh
  date       type=link size=28 time=1242346941.0 \
             link=/packages/mnt/jbase/bin/date
  dd         type=link size=26 time=1242346941.0 \
             link=/packages/mnt/jbase/bin/dd
  df         type=link size=26 time=1242346941.0 \
             link=/packages/mnt/jbase/bin/df
  echo       type=link size=28 time=1242346941.0 \
             link=/packages/mnt/jbase/bin/echo
  ed         type=link size=26 time=1242346941.0 \
             link=/packages/mnt/jbase/bin/ed
  expr       type=link size=28 time=1242346941.0 \
             link=/packages/mnt/jbase/bin/expr
  hostname   type=link size=32 time=1242346941.0 \
             link=/packages/mnt/jbase/bin/hostname
  kill       type=link size=28 time=1242346941.0 \
             link=/packages/mnt/jbase/bin/kill
  ln         type=link size=26 time=1242346941.0 \
             link=/packages/mnt/jbase/bin/ln
  ls         type=link size=26 time=1242346941.0 \
             link=/packages/mnt/jbase/bin/ls
  mkdir      type=link size=29 time=1242346941.0 \
             link=/packages/mnt/jbase/bin/mkdir
  mv         type=link size=26 time=1242346941.0 \
             link=/packages/mnt/jbase/bin/mv
  pax        type=link size=27 time=1242346944.0 \
             link=/packages/mnt/jbase/bin/pax
  ps         type=link size=26 time=1242346941.0 \
             link=/packages/mnt/jbase/bin/ps
  pwd        type=link size=27 time=1242346941.0 \
             link=/packages/mnt/jbase/bin/pwd
  rcp        type=link size=27 time=1242346942.0 \
             link=/packages/mnt/jbase/bin/rcp
  red        type=link size=26 time=1242346941.0 \
             link=/packages/mnt/jbase/bin/ed
  rm         type=link size=26 time=1242346942.0 \
             link=/packages/mnt/jbase/bin/rm
  rmdir      type=link size=29 time=1242346942.0 \
             link=/packages/mnt/jbase/bin/rmdir
  sh         type=link size=26 time=1242346942.0 \
             link=/packages/mnt/jbase/bin/sh
  sleep      type=link size=29 time=1242346942.0 \
             link=/packages/mnt/jbase/bin/sleep
  stty       type=link size=28 time=1242346942.0 \
             link=/packages/mnt/jbase/bin/stty
  sync       type=link size=28 time=1242346942.0 \
             link=/packages/mnt/jbase/bin/sync
  tcsh       type=link size=27 time=1242346941.0 \
             link=/packages/mnt/jbase/bin/csh
```

```

test          type=link size=28 time=1242346942.0 \
              link=/packages/mnt/jbase/bin/test
# ./bin
...

show system audit user@switch> show system audit root-only
root-only (QFX3500
Switch)          #          user: root
                  #          machine: my-host
                  #          tree: /
                  date: Fri Feb 11 21:21:46 2000

                  # .
                  /set type=file uid=0 gid=0 mode=0755 nlink=1
                  .          type=dir nlink=23 size=1024 time=950252640.0
                  .cshrc     uid=3 gid=7 mode=0644 size=177 time=939182975.0 \
                              md5digest=f414e06fea6bd646244b98e13d6e6226
                  .kernel.jkernel.backup \
                              mode=0744 size=1934552 time=944688902.0 \
                              md5digest=2c343cf0bd9fea8f04f78604feed7aa4
                  .profile    uid=3 gid=7 mode=0644 nlink=2 size=173 time=939182975.0 \
                              md5digest=55a1e3c6c67789c9d3a1cce1ea39f670
                  COPYRIGHT   uid=3 gid=7 mode=0444 size=3425 time=939182975.0 \
                              md5digest=7df8bc77dcee71382ea73eb0ec6a9243
                  boot.config  mode=0644 size=3 time=945902618.0 \
                              md5digest=93d722493ed38477338a1405d7dcbb40
                  boot.help    uid=3 gid=7 mode=0444 size=411 time=939182876.0 \
                              md5digest=9b7126385734bcae753f4179ab59d8e5
                  compat       type=link mode=0777 size=11 time=915149058.0 \
                              link=/usr/compat
                  kernel        mode=0444 size=1947607 time=950230892.0 \
                              md5digest=1a2a8aff2fec678a918ba0d6bf063980
                  kernel.avr    uid=1112 size=1947642 time=950252597.0 \
                              md5digest=82e1637682d58ec28964dfec7fccb62e
                  kernel.config \
                              mode=0644 size=0 time=915149058.0 \
                              md5digest=d41d8cd98f00b204e9800998ecf8427e
                  sys           type=link mode=0777 size=11 time=915149029.0 \
                              link=usr/src/sys

```

show system autoinstallation status

Syntax	show system autoinstallation status
Release Information	Command introduced before Junos OS Release 7.4. Command introduced in Junos OS Release 9.0 for EX Series switches.
Description	(J Series routers and EX Series switches only) Display autoinstallation status information.
Options	This command has no options.
Required Privilege Level	view
List of Sample Output	show system autoinstallation status on page 1030
Output Fields	Table 150 on page 1030 describes the output fields for the show system autoinstallation status command. Output fields are listed in the approximate order in which they appear.

Table 150: show system autoinstallation status Output Fields

Field Name	Field Description
Autoinstallation status	<p>Display autoinstallation status information:</p> <ul style="list-style-type: none"> • Last committed file—File last committed for autoinstallation configuration. • Configuration server of last committed file—IP address or URL of server configured to retrieve configuration information for the last committed configuration file. • Interface—Interface configured for autoinstallation. <ul style="list-style-type: none"> • Name—Name of interface. • State—Interface state. • Address acquisition—Display IP address acquired and protocol used for acquisition upon bootup. <ul style="list-style-type: none"> • Protocol—Protocol used for acquisition: BOOTP/DHCP or RARP. • Acquired address—IP address acquired from the DHCPserver.

Sample Output

```

user@host> show system autoinstallation status
Autoinstallation status:
Master state: Active
Last committed file: None
Configuration server of last committed file: 0.0.0.0
Interface:
  Name: fe-0/0/1
  State: None
Address acquisition:
  Protocol: DHCP Client
  Acquired address: None
  Protocol: RARP Client
  Acquired address: None

```

show system boot-messages

Syntax	show system boot-messages
Syntax (EX Series Switches)	show system boot-messages <all-members> <local> <member <i>member-id</i> >
Syntax (TX Matrix Router)	show system boot-messages <all-chassis all-lcc lcc <i>number</i> scc>
Syntax (TX Matrix Plus Router)	show system boot-messages <all-chassis all-lcc lcc <i>number</i> sfc <i>number</i> >
Syntax (MX Series Router)	show system boot-messages <all-members> <local> <member <i>member-id</i> >
Syntax (QFX Series)	show system boot-messages infrastructure <i>name</i> interconnect-device <i>name</i> node-group <i>name</i>
Release Information	Command introduced before Junos OS Release 7.4. Command introduced in Junos OS Release 9.0 for EX Series switches. sfc option introduced for the TX Matrix Plus router in Junos OS Release 9.6. Command introduced in Junos OS Release 11.1 for the QFX Series.
Description	Display initial messages generated by the system kernel upon startup. These messages are the contents of <code>/var/run/dmesg.boot</code> .
Options	<p>none—Display all boot time messages.</p> <p>all-chassis—(TX Matrix and TX Matrix Plus routers only) (Optional) Display boot time messages for all of the chassis.</p> <p>all-lcc—(TX Matrix and TX Matrix Plus routers only) (Optional) On a TX Matrix router, display boot time messages for all T640 routers (or line-card chassis) connected to a TX Matrix router. On a TX Matrix Plus router, display boot time messages for all T1600 routers (or line-card chassis) connected to a TX Matrix Plus router.</p> <p>all-members—(EX4200 switches and MX Series routers only) (Optional) Display boot time messages on all members of the Virtual Chassis configuration.</p> <p>infrastructure <i>name</i>—(QFabric switches only) (Optional) Display boot time messages on the fabric control Routing Engine or fabric manager Routing engines.</p> <p>interconnect-device <i>name</i>—(QFabric switches only) (Optional) Display boot time messages on the Interconnect device.</p> <p>lcc <i>number</i>—(TX Matrix and TX Matrix Plus routers only) (Optional) On a TX Matrix router, display boot time messages for a specific T640 router connected to a TX Matrix</p>

router. On a TX Matrix Plus router, display boot time messages for a specific T1600 router connected to a TX Matrix Plus router. Replace *number* with a value from 0 through 3.

local—(EX4200 switches and MX Series routers only) (Optional) Display boot time messages on the local Virtual Chassis member.

member *member-id*—(EX4200 switches and MX Series routers only) (Optional) Display boot time messages on the specified member of the Virtual Chassis configuration. For EX4200 switches, replace *member-id* with a value from 0 through 9. For an MX Series Virtual Chassis, replace *member-id* with a value of 0 or 1.

node-group *name*—(QFabric switches only) (Optional) Display boot time messages on the Node group.

scc—(TX Matrix routers only) (Optional) Display boot time messages for the TX Matrix router (or switch-card chassis).

sfc *number*—(TX Matrix Plus routers only) (Optional) Display boot time messages for the TX Matrix Plus router (or switch-fabric chassis). Replace *number* with 0.

Additional Information By default, when you issue the **show system boot-messages** command on a TX Matrix or TX Matrix Plus master Routing Engine, the command is broadcast to all the T640 (in a routing matrix based on a TX Matrix router) master Routing Engines or T1600 (in a routing matrix based on a TX Matrix Plus router) master Routing Engines connected to it. Likewise, if you issue the same command on the TX Matrix or TX Matrix Plus backup Routing Engine, the command is broadcast to all the T640 (in a routing matrix based on a TX Matrix router) backup Routing Engines or T1600 (routing matrix based on a TX Matrix Plus router) backup Routing Engines that are connected to it.

Required Privilege Level view

List of Sample Output [show system boot-messages \(TX Matrix Router\) on page 1032](#)
[show system boot-messages lcc \(TX Matrix Router\) on page 1034](#)
[show system boot-messages \(TX Matrix Plus Router\) on page 1034](#)
[show system boot-messages \(QFX3500 Switch\) on page 1035](#)

Sample Output

```

show system boot-messages (TX Matrix Router) user@host> show system boot-messages
Copyright (c) 1992-1998 FreeBSD Inc.
Copyright (c) 1996-2000 Juniper Networks, Inc.
All rights reserved.
Copyright (c) 1982, 1986, 1989, 1991, 1993
    The Regents of the University of California. All rights reserved.

JUNOS 4.1-20000216-Zf8469 #0: 2000-02-16 12:57:28 UTC
  tlim@single.juniper.net:/p/build/20000216-0905/4.1/release_kernel/sys/compile/GENERIC
CPU: Pentium Pro (332.55-MHz 686-class CPU)
  Origin = "GenuineIntel" Id = 0x66a Stepping=10
  Features=0x183f9ff<FPU,VME,DE,PSE,TSC,MSR,PAE,MCE,CX8,SEP,MTRR,PGE,MCA,CMOV,<b
16>,<b17>,MMX,<b24>>

```

```

Teknor CPU Card Recognized
real memory = 805306368 (786432K bytes)
avail memory = 786280448 (767852K bytes)
Probing for devices on PCI bus 0:
chip0 <generic PCI bridge (vendor=8086 device=7192 subclass=0)> rev 3 class 6000
0 on pci0:0:0
chip1 <Intel 82371AB PCI-ISA bridge> rev 1 class 60100 on pci0:7:0
chip2 <Intel 82371AB IDE interface> rev 1 class 10180 on pci0:7:1
chip3 <Intel 82371AB USB interface> rev 1 class c0300 int d irq 11 on pci0:7:2
smb0 <Intel 82371AB SMB controller> rev 1 class 68000 on pci0:7:3
pcic0 <TI PCI-1131 PCI-CardBus Bridge> rev 1 class 60700 int a irq 15 on pci0:13
:0
TI1131 PCI Config Reg: [pci only][FUNC0 pci int]
pcic1 <TI PCI-1131 PCI-CardBus Bridge> rev 1 class 60700 int b irq 12 on pci0:13
:1
TI1131 PCI Config Reg: [pci only][FUNC1 pci int]
fxp0 <Intel EtherExpress Pro 10/100B Ethernet> rev 8 class 20000 int a irq 12 on

pci0:16:0
chip4 <generic PCI bridge (vendor=1011 device=0022 subclass=4)> rev 4 class 6040
0 on pci0:17:0
fxp1 <Intel EtherExpress Pro 10/100B Ethernet> rev 8 class 20000 int a irq 10 on

pci0:19:0
Probing for devices on PCI bus 1:
mcs0 <Miscellaneous Control Subsystem> rev 12 class ff0000 int a irq 12 on pci1:
13:0
fxp2 <Intel EtherExpress Pro 10/100B Ethernet> rev 8 class 20000 int a irq 10 on

pci1:14:0
Probing for devices on the ISA bus:
sc0 at 0x60-0x6f irq 1 on motherboard
sc0: EGA color <16 virtual consoles, flags=0x0>
ed0 not found at 0x300
ed1 not found at 0x280
ed2 not found at 0x340
psm0 not found at 0x60
sio0 at 0x3f8-0x3ff irq 4 flags 0x20010 on isa
sio0: type 16550A, console
sio1 at 0x3e8-0x3ef irq 5 flags 0x20000 on isa
sio1: type 16550A
sio2 at 0x2f8-0x2ff irq 3 flags 0x20000 on isa
sio2: type 16550A
pcic0 at 0x3e0-0x3e1 on isa
PC-Card ctrlr(0) TI PCI-1131 [CardBus bridge mode] (5 mem & 2 I/O windows)
pcic0: slot 0 controller I/O address 0x3e0
npx0 flags 0x1 on motherboard
npx0: INT 16 interface
fdc0: direction bit not set
fdc0: cmd 3 failed at out byte 1 of 3
fdc0 not found at 0x3f0
wdc0 at 0x1f0-0x1f7 irq 14 on isa
wdc0: unit 0 (wd0): <SunDisk SQFXB-80>, single-sector-i/o
wd0: 76MB (156672 sectors), 612 cyls, 8 heads, 32 S/T, 512 B/S
wdc0: unit 1 (wd1): <IBM-DCXA-210000>
wd1: 8063MB (16514064 sectors), 16383 cyls, 16 heads, 63 S/T, 512 B/S
wdc1 not found at 0x170
wdc2 not found at 0x180
ep0 not found at 0x300
fxp0: Ethernet address 00:a0:a5:12:05:5a
fxp1: Ethernet address 00:a0:a5:12:05:59

```

```

fxp2: Ethernet address 02:00:00:00:00:01
swapon: adding /dev/wd1s1b as swap device
Automatic reboot in progress...
/dev/rwd0s1a: clean, 16599 free (95 frags, 2063 blocks, 0.1% fragmentation)
/dev/rwd0s1e: clean, 9233 free (9 frags, 1153 blocks, 0.1% fragmentation)
/dev/rwd0s1a: clean, 16599 free (95 frags, 2063 blocks, 0.1% fragmentation)
/dev/rwd1s1f: clean, 4301055 free (335 frags, 537590 blocks, 0.0% fragmentation)

```

**show system
boot-messages lcc (TX
Matrix Router)**

```

user@host> show system boot-messages lcc 2
lcc2-re0:
-----
Copyright (c) 1996-2001, Juniper Networks, Inc.
All rights reserved.
Copyright (c) 1992-2001 The FreeBSD Project.
Copyright (c) 1979, 1980, 1983, 1986, 1988, 1989, 1991, 1992, 1993, 1994
    The Regents of the University of California. All rights reserved.
JUNOS 7.0-20040912.0 #0: 2004-09-12 09:16:32 UTC

builder@benten.juniper.net:/build/benten-b/7.0/20040912.0/obj-i386/sys/compile/JUNIPER
Timecounter "i8254" frequency 1193182 Hz
Timecounter "TSC" frequency 601368936 Hz
CPU: Pentium III/Pentium III Xeon/Celeron (601.37-MHz 686-class CPU)
    Origin = "GenuineIntel" Id = 0x68a Stepping = 10

Features=0x387f9ff<FPU,WE,DE,PSE,TSC,MSR,PAE,MCE,CX8,SEP,MTRR,PGE,MCA,CMOV,PAT,PSE36,PN,MMX,FXSR,SSE>
real memory = 2147467264 (2097136K bytes)
sio0: gdb debugging port
avail memory = 2084040704 (2035196K bytes)
Preloaded elf kernel "kernel" at 0xc06d9000.
DEVFS: ready for devices
Pentium Pro MTRR support enabled
md0: Malloc disk
DRAM Data Integrity Mode: ECC Mode with h/w scrubbing
npx0: <math processor> on motherboard
npx0: INT 16 interface
pci0: <ServerWorks NB6635 3.0LE host to PCI bridge> on motherboard
pci0: <PCI bus> on pci0
pcic-pci0: <TI PCI-1410 PCI-CardBus Bridge> irq 15 at device 1.0 on pci0
pcic-pci0: TI12XX PCI Config Reg: [pwr save][pci only]
fxp0: <Intel Embedded 10/100 Ethernet> port 0x1000-0x103f mem
0xfb800000-0xfb81ffff,0xfb820000-0xfb820fff irq 9 at device 3.0 on pci0
fxp1: <Intel Embedded 10/100 Ethernet> port 0x1040-0x107f mem
0xfb840000-0xfb85ffff,0xfb821000-0xfb821fff irq 11 at device 4.0 on pci0
...

```

**show system
boot-messages (TX
Matrix Plus Router)**

```

user@host> show system boot-messages
sfc0-re0:
-----
Copyright (c) 1996-2009, Juniper Networks, Inc.
All rights reserved.
Copyright (c) 1992-2006 The FreeBSD Project.
Copyright (c) 1979, 1980, 1983, 1986, 1988, 1989, 1991, 1992, 1993, 1994
    The Regents of the University of California. All rights reserved.
JUNOS 9.6B3.3 #0: 2009-06-17 19:52:08 UTC

builder@lanath.juniper.net:/volume/build/junos/9.6/release/9.6B3.3/obj-i386/bsd/sys/compile/JUNIPER
MPTable: Timecounter "i8254" frequency 1193182 Hz quality 0 CPU: Intel(R) Xeon(R)
        CPU          L5238 @ 2.66GHz (2660.01-MHz 686-class CPU) Origin =
"GenuineIntel" Id = 0x1067a Stepping = 10 Features=0xbfebfbff
...
lcc1-re0:

```


**show system
boot-messages
(QFX3500 Switch)**

```
-----
Copyright (c) 1996-2009, Juniper Networks, Inc.
All rights reserved.
Copyright (c) 1992-2006 The FreeBSD Project.
Copyright (c) 1979, 1980, 1983, 1986, 1988, 1989, 1991, 1992, 1993, 1994
    The Regents of the University of California. All rights reserved.
JUNOS 9.6-20090617.0 #0: 2009-06-17 04:15:14 UTC

builder@lanath.juniper.net:/volume/build/junos/9.6/production/20090617.0/obj-i386/bsd/sys/compile/JUNIPER
Timecounter "i8254" frequency 1193182 Hz quality 0
CPU: Intel(R) Xeon(R) CPU                @ 1.86GHz (1862.01-MHz 686-class CPU)

    Origin = "GenuineIntel"  Id = 0x1067a  Stepping = 10
    Features=0xbfebfbff
...
```

```
user@switch> show sytem boot-messages
getmemsize: msgbufp[size=32768] = 0x81d07fe4
```

System physical memory distribution:

```
-----
Total physical memory: 4160749568 (3968 MB)
Physical memory used: 3472883712 (3312 MB)
Physical memory allocated to kernel: 2130706432 (2032 MB)
Physical memory allocated to user BTLB: 1342177280 (1280 MB)
-----
```

```
Copyright (c) 1996-2010, Juniper Networks, Inc.
All rights reserved.
Copyright (c) 1992-2006 The FreeBSD Project.
Copyright (c) 1979, 1980, 1983, 1986, 1988, 1989, 1991, 1992, 1993, 1994
    The Regents of the University of California. All rights reserved.
JUNOS 11.1I #0: 2010-09-17 19:18:07 UTC
```

```
ssiano@svl-junos-pool125.juniper.net:/c/ssiano/DEV_QFX_SI_BRANCH/03/20100917.399988/
obj-xlr/bsd/sys/compile/JUNIPER-DCTOR
WARNING: debug.mpsafenet forced to 0 as ipsec requires Giant
JUNOS 11.1I #0: 2010-09-17 19:18:07 UTC
```

```
ssiano@svl-junos-pool125.juniper.net:/c/ssiano/DEV_QFX_SI_BRANCH/03/20100917.399988/
obj-xlr/bsd/sys/compile/JUNIPER-DCTOR
real memory = 3472883712 (3312MB)
avail memory = 1708171264 (1629MB)
cpuid: 0, btlb_cpumap:0xffffffff8
FreeBSD/SMP: Multiprocessor System Detected: 12 CPUs
ETHERNET SOCKET BRIDGE initialising
Initializing QFX platform properties ..
cpu0 on motherboard
: RMI's XLR CPU Rev. 0.3 with no FPU implemented
    L1 Cache: I size 32kb(32 line), D size 32kb(32 line), eight way.
    L2 Cache: Size 1024kb, eight way
pic_lbus0: <XLR Local Bus>
pic_lbus0: <XLR Local Bus> on motherboard
Enter qfx control ethernet probe addr:0xc5eeec00
gmac4: <XLR GMAC GE Ethernet> on pic_lbus0
me0: Ethernet address 00:1d:b5:f7:68:40
Enter qfx control ethernet probe addr:0xc5eeeb40
gmac5: <XLR GMAC GE Ethernet> on pic_lbus0
me1: Ethernet address 00:1d:b5:f7:68:41
Enter qfx control ethernet probe addr:0xc5eeea80
gmac6: <XLR GMAC GE Ethernet> on pic_lbus0
```

```

me1: Ethernet address 00:1d:b5:f7:68:42
sio0 on pic_lbus0
Entering sioattach
sio0: type 16550A, console
xls_setup_intr: skip irq 3, xlr regs are set up somewhere else.
gblmem0 on pic_lbus0
ehci0: <RMI XLS USB 2.0 controller> on pic_lbus0
ehci_bus_attach: allocated resource. tag=1, base=bef24000
xls_ehci_init: endian hardware swapping NOT enabled.
usb0: EHCI version 1.0
usb0 on ehci0
usb0: USB revision 2.0
uhub0: vendor 0x0000 EHCI root hub, class 9/0, rev 2.00/1.00, addr 1
uhub0: 2 ports with 2 removable, self powered
umass0: USB USBFlashDrive, rev 2.00/11.00, addr 2
pcib0: PCIe link 0 up
pcib0: PCIe link 2 up
pcib0: PCIe link 3 up
pcib0: <XLS PCI Host Controller> on pic_lbus0
pci0: <PCI bus> on pcib0
pcib1: <PCI-PCI bridge> at device 0.0 on pci0
pci1: <PCI bus> on pcib1
pci1: <network, ethernet> at device 0.0 (no driver attached)
pcib2: <PCI-PCI bridge> at device 1.0 on pci0
pcib3: <PCI-PCI bridge> at device 2.0 on pci0
pci2: <PCI bus> on pcib3
pci2: <network, ethernet> at device 0.0 (no driver attached)
pcib4: <PCI-PCI bridge> at device 3.0 on pci0
pci3: <PCI bus> on pcib4
pci3: <network, ethernet> at device 0.0 (no driver attached)
cfi device address space at 0xbc000000
cfi0: <AMD/Fujitsu - 8MB> on pic_lbus0
cfi device address space at 0xbc000000
i2c0: <I2C bus controller> on pic_lbus0
i2c1: <I2C bus controller> on pic_lbus0
qfx_fmn0 on pic_lbus0
pool offset 1503776768
xlr_lbus0: <XLR Local Bus Controller> on motherboard
qfx_bcpld_probe[124]
qfx_bcpld_probe[138]: dev_type=0x0
qfx_bcpld_probe[124]
qfx_bcpld0: QFX BCPLD probe success
qfx_bcpld0qfx_bcpld_attach[174]
qfx_bcpld_attach[207] : bus_space_tag=0x0, bus_space_handle=0xbd900000
qfx_bcpld_probe[124]
qfx_bcpld1: QFX BCPLD probe success
qfx_bcpld1qfx_bcpld_attach[174]
tor_bcpld_slave_attach[1245] : bus_space_tag=0x0, bus_space_handle=0xbda00000
Initializing product: 96 ..
bmeb: bmeb_lib_init done 0xc60a5000, addr 0x809c99a0
bme0:Virtual BME driver initializing
Timecounter "mips" frequency 1200000000 Hz quality 0
Timecounter "xlr_pic_timer" frequency 66666666 Hz quality 1
Timecounters tick every 1.000 msec
Loading the NETPFE fc module
IPsec: Initialized Security Association Processing.
SMP: AP CPU #3 Launched!
SMP: AP CPU #1 Launched!
SMP: AP CPU #2 Launched!
SMP: AP CPU #4 Launched!
SMP: AP CPU #5 Launched!

```

```
SMP: AP CPU #7 Launched!  
SMP: AP CPU #6 Launched!  
SMP: AP CPU #11 Launched!  
SMP: AP CPU #10 Launched!  
SMP: AP CPU #9 Launched!  
SMP: AP CPU #8 Launched!  
da0 at umass-sim0 bus 0 target 0 lun 0  
da0: <USB USBFlashDrive 1100> Removable Direct Access SCSI-0 device  
da0: 40.000MB/s transfers  
da0: 3920MB (8028160 512 byte sectors: 255H 63S/T 499C)  
Trying to mount root from ufs:/dev/da0s1a
```

show system buffers

Syntax	show system buffers
Syntax (EX Series)	show system buffers <all-members> <local> <member <i>member-id</i> >
Syntax (TX Matrix Router)	show system buffers <all-chassis all-lcc lcc <i>number</i> scc>
Syntax (TX Matrix Plus Router)	show system buffers <all-chassis all-lcc lcc <i>number</i> sfc <i>number</i> >
Syntax (MX Series Router)	show system buffers <all-members> <local> <member <i>member-id</i> >
Syntax (QFX Series)	show system buffers <infrastructure <i>name</i> interconnect-device <i>name</i> node-group <i>name</i> root-only (infrastructure <i>name</i> interconnect-device <i>name</i> node-group <i>name</i>)>
Release Information	Command introduced before Junos OS Release 7.4. Command introduced in Junos OS Release 9.0 for EX Series switches. sfc option introduced for the TX Matrix Plus router in Junos OS Release 9.6. Command introduced in Junos OS Release 11.1 for the QFX Series.
Description	Display information about the buffer pool that the Routing Engine uses for local traffic. Local traffic is the routing and management traffic that is exchanged between the Routing Engine and the Packet Forwarding Engine within the router or switch, as well as the routing and management traffic from IP (that is, from OSPF, BGP, SNMP, ping operations, and so on).
Options	<p>none—Show all buffer statistics.</p> <p>all-lcc—(TX Matrix and TX Matrix Plus routers only) (Optional) On a TX Matrix router, show buffer statistics for all T640 routers (or line-card chassis) connected to the TX Matrix router. On a TX Matrix Plus router, show buffer statistics for all T1600 routers (or line-card chassis) connected to the TX Matrix Plus router.</p> <p>all-chassis—(TX Matrix and TX Matrix Plus routers only) (Optional) Show buffer statistics for all of the chassis.</p> <p>all-members—(EX4200 switches and MX Series routers only) (Optional) Show buffer statistics for all members of the Virtual Chassis configuration.</p> <p>infrastructure <i>name</i>—(QFabric switches only) (Optional) Show buffer statistics for a fabric control Routing Engine or a fabric control Routing Engine.</p>

interconnect-device *name*—(QFabric switches only) (Optional) Show buffer statistics for the Interconnect device.

lcc *number*—(TX Matrix and TX Matrix Plus routers only) (Optional) On a TX Matrix router, show buffer statistics for a specific T640 router (or line-card chassis) that is connected to the TX Matrix router. On a TX Matrix Plus router, show buffer statistics for a specific T1600 router (or line-card chassis) that is connected to the TX Matrix Plus router. Replace *number* with a value from 0 through 3.

local—(EX4200 switches and MX Series routers only) (Optional) Show buffer statistics for the local Virtual Chassis member.

member *member-id*—(EX4200 switches and MX Series routers only) (Optional) Show buffer statistics for the specified member of the Virtual Chassis configuration. For EX4200 switches, replace *member-id* with a value from 0 through 9. For an MX Series Virtual Chassis, replace *member-id* with a value of 0 or 1.

node-group *name*—(QFabric switches only) (Optional) Show buffer statistics for the Node group

sfc—(TX Matrix Plus routers only) (Optional) Show buffer statistics for the TX Matrix Plus router (or switch-fabric chassis). Replace *number* with 0.

Additional Information By default, when you issue the **show system buffers** command on a TX Matrix or TX Matrix Plus master Routing Engine, the command is broadcast to all the T640 (in a routing matrix based on a TX Matrix router) master Routing Engines or T1600 (in a routing matrix based on a TX Matrix Plus router) master Routing Engines connected to it. Likewise, if you issue the same command on the TX Matrix or TX Matrix Plus backup Routing Engine, the command is broadcast to all the T640 (in a routing matrix based on the TX Matrix router) backup Routing Engines or T1600 (in a routing matrix based on the TX Matrix Plus router) backup Routing Engines that are connected to it.

A special type of memory buffer called a *cluster* is 2 KB in size. For more information, see *The Design and Implementation of the 4.4BSD Operation System* by McKusic, Bostic, Karels, and Quarterman.

Required Privilege Level view

List of Sample Output [show system buffers on page 1040](#)
[show system buffers scc \(TX Matrix Router\) on page 1041](#)
[show system buffers sfc \(TX Matrix Plus Router\) on page 1041](#)
[show system buffers all-chassis \(TX Matrix Plus Router\) on page 1041](#)
[show system buffers node-group \(QFabric Switch\) on page 1042](#)

Output Fields [Table 151 on page 1040](#) describes the output fields for the **show system buffers** command. Output fields are listed in the approximate order in which they appear.

Table 151: show system buffers Output Fields

Field Name	Field Description
mbufs in use	Memory buffers (mbufs) are 128-byte buffers that are used for various purposes inside the kernel. Each memory buffer has a type, and the output itemizes the amount allocated for each type. Types with no memory buffers allocated are not displayed.
mbufs allocated to packet headers	Number of memory buffers currently holding packet headers
mbufs allocated to control blocks	Number of memory buffers currently holding the state for sockets.
mbufs allocated to send data	Number of memory buffers currently holding socket send data.
mbufs allocated to pfe refill data	Number of memory buffers currently holding Packet Forwarding Engine refill data.
mbufs allocated to fxp data	Number of memory buffers currently holding fxp data.
mbufs allocated to socket names and addresses	Number of memory buffers currently holding addresses for sockets.
mbuf clusters in use	Allocation statistics for memory buffer clusters.
allocated to network	Total amount of memory in use by the networking and interprocess communication (IPC) code.
requests for memory denied	Number of times a memory allocation request within the IPC and networking code failed.
requests for memory delayed	Number of times a memory allocation request within the IPC and networking code was postponed.
calls to protocol drain routines	Number of times a memory allocation request within the IPC and networking code triggered a memory reclamation attempt.

Sample Output

```

show system buffers  user@host> show system buffers
397/893/1290 mbufs in use (current/cache/total)
395/331/726/30000 mbuf clusters in use (current/cache/total/max)
384/256 mbuf+clusters out of packet secondary zone in use (current/cache)
0/0/0/0 4k (page size) jumbo clusters in use (current/cache/total/max)
0/0/0/0 9k jumbo clusters in use (current/cache/total/max)
0/0/0/0 16k jumbo clusters in use (current/cache/total/max)
889K/885K/1774K bytes allocated to network (current/cache/total)
0/0/0 requests for mbufs denied (mbufs/clusters/mbuf+clusters)
0/0/0 requests for jumbo clusters denied (4k/9k/16k)
0/5/1024 sfbufs in use (current/peak/max)
0 requests for sfbufs denied

```

```

0 requests for sfbufs delayed
0 requests for I/O initiated by sendfile
0 calls to protocol drain routines

```

```

show system buffers      user@host> show system buffers scc
scc (TX Matrix Router)  213 mbufs in use:
                           11 mbufs allocated to packet headers
                           26 mbufs allocated to socket names and addresses
                           2 mbufs allocated to socket options
                           17 mbufs allocated to socket send data
                           2 mbufs allocated to pfe data
                           155 mbufs allocated to fxp data (rx)
                           511 mbufs allocated to <mbuf type 86>
                           256 mbufs allocated to <mbuf type 92>
                           924/1162 mbuf clusters in use
                           2788 Kbytes allocated to network (75% in use)
                           0 requests for memory denied
                           0 requests for memory delayed
                           0 calls to protocol drain routines

```

```

show system buffers      user@host> show system buffers sfc 0
sfc (TX Matrix Plus
Router)                  sfc0-re0:
                           -----
                           4363/2807/7170 mbufs in use (current/cache/total)
                           4358/1968/6326/30000 mbuf clusters in use (current/cache/total/max)
                           256/128 mbuf+clusters out of packet secondary zone in use (current/cache)
                           0/0/0/0 4k (page size) jumbo clusters in use (current/cache/total/max)
                           0/0/0/0 9k jumbo clusters in use (current/cache/total/max)
                           0/0/0/0 16k jumbo clusters in use (current/cache/total/max)
                           9806K/4637K/14444K bytes allocated to network (current/cache/total)
                           0/0/0 requests for mbufs denied (mbufs/clusters/mbuf+clusters)
                           0/0/0 requests for jumbo clusters denied (4k/9k/16k)
                           0/10/1024 sfbufs in use (current/peak/max)
                           0 requests for sfbufs denied
                           0 requests for sfbufs delayed
                           0 requests for I/O initiated by sendfile
                           0 calls to protocol drain routines

```

```

show system buffers      user@host> show system buffers all-chassis
all-chassis (TX Matrix
Plus Router)            sfc0-re0:
                           -----
                           4363/2807/7170 mbufs in use (current/cache/total)
                           4358/1968/6326/30000 mbuf clusters in use (current/cache/total/max)
                           256/128 mbuf+clusters out of packet secondary zone in use (current/cache)
                           0/0/0/0 4k (page size) jumbo clusters in use (current/cache/total/max)
                           0/0/0/0 9k jumbo clusters in use (current/cache/total/max)
                           0/0/0/0 16k jumbo clusters in use (current/cache/total/max)
                           9806K/4637K/14444K bytes allocated to network (current/cache/total)
                           0/0/0 requests for mbufs denied (mbufs/clusters/mbuf+clusters)
                           0/0/0 requests for jumbo clusters denied (4k/9k/16k)
                           0/10/1024 sfbufs in use (current/peak/max)
                           0 requests for sfbufs denied
                           0 requests for sfbufs delayed
                           0 requests for I/O initiated by sendfile
                           0 calls to protocol drain routines

                           lcc0-re0:
                           -----

```

```

772/2558/3330 mbufs in use (current/cache/total)
772/598/1370/30000 mbuf clusters in use (current/cache/total/max)
768/512 mbuf+clusters out of packet secondary zone in use (current/cache)
0/0/0/0 4k (page size) jumbo clusters in use (current/cache/total/max)
0/0/0/0 9k jumbo clusters in use (current/cache/total/max)
0/0/0/0 16k jumbo clusters in use (current/cache/total/max)
1737K/1835K/3572K bytes allocated to network (current/cache/total)
0/0/0 requests for mbufs denied (mbufs/clusters/mbuf+clusters)
0/0/0 requests for jumbo clusters denied (4k/9k/16k)
0/4/1024 sfbufs in use (current/peak/max)
0 requests for sfbufs denied
0 requests for sfbufs delayed
0 requests for I/O initiated by sendfile
0 calls to protocol drain routines

```

```
lcc1-re0:
```

```

-----
773/2437/3210 mbufs in use (current/cache/total)
773/453/1226/30000 mbuf clusters in use (current/cache/total/max)
768/384 mbuf+clusters out of packet secondary zone in use (current/cache)
0/0/0/0 4k (page size) jumbo clusters in use (current/cache/total/max)
0/0/0/0 9k jumbo clusters in use (current/cache/total/max)
0/0/0/0 16k jumbo clusters in use (current/cache/total/max)
1739K/1515K/3254K bytes allocated to network (current/cache/total)
0/0/0 requests for mbufs denied (mbufs/clusters/mbuf+clusters)
0/0/0 requests for jumbo clusters denied (4k/9k/16k)
0/7/1024 sfbufs in use (current/peak/max)
0 requests for sfbufs denied
0 requests for sfbufs delayed
0 requests for I/O initiated by sendfile
0 calls to protocol drain routines

```

```
lcc2-re0:
```

```

-----
816/2514/3330 mbufs in use (current/cache/total)
816/554/1370/30000 mbuf clusters in use (current/cache/total/max)
768/512 mbuf+clusters out of packet secondary zone in use (current/cache)
0/0/0/0 4k (page size) jumbo clusters in use (current/cache/total/max)
0/0/0/0 9k jumbo clusters in use (current/cache/total/max)
0/0/0/0 16k jumbo clusters in use (current/cache/total/max)
1836K/1736K/3572K bytes allocated to network (current/cache/total)
0/0/0 requests for mbufs denied (mbufs/clusters/mbuf+clusters)
0/0/0 requests for jumbo clusters denied (4k/9k/16k)
0/4/1024 sfbufs in use (current/peak/max)
0 requests for sfbufs denied
0 requests for sfbufs delayed
0 requests for I/O initiated by sendfile

```

show system buffers
node-group (QFabric
Switch)

```

user@switch> show system buffers node-group node1
node-group node1:

```

```

-----
2/2698/2700 mbufs in use (current/cache/total)
2/1520/1522/30000 mbuf clusters in use (current/cache/total/max)
0/1280 mbuf+clusters out of packet secondary zone in use (current/cache)
0/0/0/0 4k (page size) jumbo clusters in use (current/cache/total/max)
0/0/0/0 9k jumbo clusters in use (current/cache/total/max)
0/0/0/0 16k jumbo clusters in use (current/cache/total/max)
4K/3714K/3719K bytes allocated to network (current/cache/total)
0/0/0 requests for mbufs denied (mbufs/clusters/mbuf+clusters)
0/0/0 requests for jumbo clusters denied (4k/9k/16k)
0/6/6656 sfbufs in use (current/peak/max)

```



```

0 requests for sfbufs denied
0 requests for sfbufs delayed
0 requests for I/O initiated by sendfile
0 calls to protocol drain routines

```

```
re0:
```

```

-----
516/639/1155 mbufs in use (current/cache/total)
515/147/662/30000 mbuf clusters in use (current/cache/total/max)
512/128 mbuf+clusters out of packet secondary zone in use (current/cache)
0/0/0/0 4k (page size) jumbo clusters in use (current/cache/total/max)
0/0/0/0 9k jumbo clusters in use (current/cache/total/max)
0/0/0/0 16k jumbo clusters in use (current/cache/total/max)
1159K/453K/1612K bytes allocated to network (current/cache/total)
0/0/0 requests for mbufs denied (mbufs/clusters/mbuf+clusters)
0/0/0 requests for jumbo clusters denied (4k/9k/16k)
0/4/1024 sfbufs in use (current/peak/max)
0 requests for sfbufs denied
0 requests for sfbufs delayed
0 requests for I/O initiated by sendfile
0 calls to protocol drain routines

```

```
re1:
```

```

-----
519/771/1290 mbufs in use (current/cache/total)
518/176/694/30000 mbuf clusters in use (current/cache/total/max)
512/128 mbuf+clusters out of packet secondary zone in use (current/cache)
0/0/0/0 4k (page size) jumbo clusters in use (current/cache/total/max)
0/0/0/0 9k jumbo clusters in use (current/cache/total/max)
0/0/0/0 16k jumbo clusters in use (current/cache/total/max)
1165K/544K/1710K bytes allocated to network (current/cache/total)
0/0/0 requests for mbufs denied (mbufs/clusters/mbuf+clusters)
0/0/0 requests for jumbo clusters denied (4k/9k/16k)
0/4/1024 sfbufs in use (current/peak/max)
0 requests for sfbufs denied
0 requests for sfbufs delayed
0 requests for I/O initiated by sendfile
0 calls to protocol drain routines

```

show system commit

Syntax	show system commit
Release Information	Command introduced before Junos OS Release 7.4. Command introduced in Junos OS Release 9.0 for EX Series switches. Command introduced in Junos OS Release 11.1 for the QFX Series.
Description	Display the pending commit operation (if any) and the commit history.
Options	This command has no options.
Required Privilege Level	view
Related Documentation	<ul style="list-style-type: none"> • clear system commit on page 835
List of Sample Output	show system commit on page 1045 show system commit (At a Particular Time) on page 1045 show system commit (At the Next Reboot) on page 1045 show system commit (Rollback Pending) on page 1045 show system commit (QFX Series) on page 1045
Output Fields	Table 152 on page 1044 describes the output fields for the show system commit command. Output fields are listed in the approximate order in which they appear.

Table 152: show system commit Output Fields

Field Name	Field Description
Commit history	Displays the last 50 commit operations listed, most recent to first. The identifier rescue designates a configuration created for recovery using the request system configuration rescue save command.
Timestamp	Date and time of the commit operation.
Username	User who executed the commit operation.
Commit method	Method used to execute the commit operation: <ul style="list-style-type: none"> • cli—CLI interactive user performed the commit operation. • Junos XML protocol—Junos XML protocol client performed the commit operation. • synchronize—The commit synchronize command was performed on the other Routing Engine. • snmp—An SNMP set request caused the commit operation. • button—A button on the router or switch was pressed to commit a rescue configuration for recovery. • autoinstall—A configuration obtained through autoinstallation was committed. • other—A method other than those identified was used to perform the commit operation.

Sample Output

```
show system commit user@host> show system commit
0 2003-07-28 19:14:04 PDT by root via other
1 2003-07-25 22:01:36 PDT by regress via cli
2 2003-07-25 22:01:32 PDT by regress via cli
3 2003-07-25 21:30:13 PDT by root via button
4 2003-07-25 13:46:48 PDT by regress via cli
5 2003-07-25 05:33:21 PDT by root via autoinstall
...
rescue 2002-05-10 15:32:03 PDT by root via other

show system commit user@host> show system commit
(At a Particular Time) commit requested by root via cli at Tue May 7 15:59:00 2002

show system commit user@host> show system commit
(At the Next Reboot) commit requested by root via cli at reboot

show system commit user@host> show system commit
(Rollback Pending) 0 2005-01-05 15:00:37 PST by root via cli commit confirmed, rollback in 3mins

show system commit user@switch> show system commit
(QFX Series) 0 2011-11-25 19:17:49 PST by root via cli
```

show system configuration archival

Syntax show system configuration archival

Release Information Introduced in Junos OS Release 7.6.
Command introduced in Junos OS Release 9.0 for EX Series switches.
Command introduced in Junos OS Release 11.1 for the QFX Series.

Description Display directory and number of files queued for archival transfer.



.....
NOTE: The [edit system configuration] hierarchy is not available on QFabric switches.
.....

Options This command has no options.


Required Privilege Level maintenance

List of Sample Output [show system configuration archival on page 1046](#)

Sample Output

```
show system configuration archival    user@host> show system configuration archival  
                                     /var/transfer/config/:  
total 8
```

show system configuration rescue

Syntax	show system configuration rescue
Release Information	Command introduced before Junos OS Release 7.4. Command introduced in Junos OS Release 9.0 for EX Series switches. Command introduced in Junos OS Release 11.1 for the QFX Series.
Description	Display a rescue configuration, if one exists.
	<div>  <p>NOTE: The [edit system configuration] hierarchy is not available on QFabric switches.</p> </div>
Options	This command has no options.
Required Privilege Level	maintenance
Related Documentation	<ul style="list-style-type: none"> • show system configuration archival on page 1046
List of Sample Output	show system configuration rescue on page 1047

Sample Output

```

show system configuration rescue user@switch> show system configuration rescue
version "7.3"; groups {
  global {
    system {
      host-name router1;
      domain-name customer.net;
      domain-search [ customer.net ];
      backup-router 192.168.124.254;
      name-server {
        172.17.28.11;
        172.17.28.101;
        172.17.28.100;
        172.17.28.10;
      }
      login {
        user regress {
          uid 928;
          class ;
          shell csh;
          authentication {
            encrypted-password "$1$kPU..$w.4FGRAGanJ8U4Yq6sbj7."; ##
            SECRET-DATA
          }
        }
      }
    }
  }
  services {
    ftp;
    rlogin;
  }
}

```

```
.....  
    }  
  }  
}
```

```
    rsh;  
    telnet;
```

show system connections

Syntax	<pre>show system connections <extensive> <all-chassis all-lcc lcc <i>number</i> scc> <inet inet6> <show-routing-instances></pre>
Syntax (EX Series)	<pre>show system connections <extensive> <all-members> <inet inet6> <local> <member <i>member-id</i>> <show-routing-instances></pre>
Syntax (TX Matrix Router)	<pre>show system connections <extensive> <all-chassis all-lcc lcc <i>number</i> scc> <inet inet6> <show-routing-instances></pre>
Syntax (TX Matrix Plus Router)	<pre>show system connections <extensive> <all-chassis all-lcc lcc <i>number</i> sfc <i>number</i>> <inet inet6> <show-routing-instances></pre>
Syntax (MX Series Router)	<pre>show system connections <extensive> <all-members> <inet inet6> <local> <member <i>member-id</i>> <show-routing-instances></pre>
Syntax (QFX Series)	<pre>show system connections <extensive> <inet> <infrastructure <i>name</i>> <interconnect-device <i>name</i>> <node-group <i>name</i>> <show-routing-instances></pre>
Release Information	<p>Command introduced before Junos OS Release 7.4.</p> <p>Command introduced in Junos OS Release 9.0 for EX Series switches.</p> <p>sfc option introduced for the TX Matrix Plus router in Junos OS Release 9.6.</p> <p>Command introduced in Junos OS Release 11.1 for the QFX Series.</p>
Description	<p>Display information about the active IP sockets on the Routing Engine. Use this command to verify which servers are active on a system and what connections are currently in progress.</p>

- Options** **none**—Display information about all active IP sockets on the Routing Engine.
- extensive**—(Optional) Display exhaustive system process information, which, for TCP connections, includes the TCP control block. This option is useful for debugging TCP connections.
- all-chassis**—(TX Matrix and TX Matrix Plus routers only) (Optional) Display system connection activity for all the routers in the chassis.
- all-lcc**—(TX Matrix and TX Matrix Plus routers only) (Optional) On a TX Matrix router, display system connection activity for all T640 routers (or line-card chassis) connected to the TX Matrix router. On a TX Matrix Plus router, display system connection activity for all T1600 routers (or line-card chassis) connected to the TX Matrix Plus router
- all-members**—(EX4200 switches and MX Series routers only) (Optional) Display system connection activity for all members of the Virtual Chassis configuration.
- inet | inet6**—(Optional) Display IPv4 connections or IPv6 connections, respectively.
- infrastructure *name***—(QFabric switches only) (Optional) Display system connection activity for the fabric control Routing Engines or fabric manager Routing Engines.
- interconnect-device *name***—(QFabric switches only) (Optional) Display system connection activity for the Interconnect device.
- lcc *number***—(TX Matrix and TX Matrix Plus routers only) (Optional) On a TX Matrix router, display system connection activity for a specific T640 router that is connected to the TX Matrix router. On a TX Matrix Plus router, display system connection activity for a specific T1600 router that is connected to the TX Matrix Plus router. Replace ***number*** with a value from 0 through 3.
- local**—(EX4200 switches and MX Series routers only) (Optional) Display system connection activity for the local Virtual Chassis member.
- member *member-id***—(EX4200 switches and MX Series routers only) (Optional) Display system connection activity for the specified member of the Virtual Chassis configuration. For EX4200 switches, replace ***member-id*** with a value from 0 through 9. For an MX Series Virtual Chassis, replace ***member-id*** with a value of 0 or 1.
- node-group *name***—(QFabric switches only) (Optional) Display system connection activity for the Node group.
- scc**—(TX Matrix routers only) (Optional) Display system connection activity for the TX Matrix router (or switch-card chassis).
- sfc**—(TX Matrix Plus routers only) (Optional) Display system connection activity for the TX Matrix Plus router (or switch-fabric chassis).
- show-routing-instances**—(Optional) Display routing instances.

Additional Information By default, when you issue the **show system connections** command on a TX Matrix or TX Matrix Plus master Routing Engine, the command is broadcast to all the T640 (in a routing matrix based on a TX Matrix router) master Routing Engines or T1600 (in a routing matrix based on a TX Matrix Plus router) master Routing Engines connected to it. Likewise, if you issue the same command on the TX Matrix or TX Matrix Plus backup Routing Engine, the command is broadcast to all the T640 (in a routing matrix based on a TX Matrix router) or T1600 (in a routing matrix based on the TX Matrix Plus router) backup Routing Engines that are connected to it.

Required Privilege Level view

List of Sample Output [show system connections on page 1052](#)
[show system connections extensive on page 1052](#)
[show system connections lcc \(TX Matrix Router\) on page 1053](#)
[show system connections show-routing-instances on page 1053](#)
[show system connections \(TX Matrix Plus Router\) on page 1054](#)
[show system connections sfc \(TX Matrix Plus Router\) on page 1057](#)
[show system connections show-routing-instances \(TX Matrix Plus Router\) on page 1059](#)
[show system connections \(QFX3500 Switch\) on page 1064](#)

Output Fields [Table 153 on page 1051](#) describes the output fields for the **show system connections** command. Output fields are listed in the approximate order in which they appear.

Table 153: show system connections Output Fields

Field Name	Field Description
Proto	Protocol of the socket: IP , TCP , or UDP for IPv4 or IPv6.
Recv-Q	Number of input packets received by the protocol and waiting to be processed by the application.
Send-Q	Number of output packets sent by the application and waiting to be processed by the protocol.
Local Address	Local address and port of the socket, separated by a period. An asterisk (*) indicates that the bound address is the wildcard address. Server sockets typically have the wildcard address and a well-known port bound to them.
Foreign Address	Foreign address and port of the socket, separated by a period. An asterisk (*) indicates that the address or port is a wildcard.
Routing Instance	(Displayed only when the show-routing-instance option is used.) Routing instances associated with active IP sockets on the Routing Engine.
(state)	For TCP, the protocol state of the socket.

Sample Output

```

show system connections user@host> show system connections
Active Internet connections (including servers)
Proto Recv-Q Send-Q Local Address          Foreign Address         (state)
tcp      0      0 192.168.4.16.513       208.197.169.254.894    ESTABLISHED
tcp      0      0 192.168.4.16.513       208.197.169.195.945    ESTABLISHED
tcp      0      0 *.23                   *.*                      LISTEN
tcp      0      0 *.22                   *.*                      LISTEN
tcp      0      0 *.513                  *.*                      LISTEN
tcp00 *.514          *.*                      LISTEN
tcp 0 0*.21          *.*                      LISTEN
tcp00 *.79          *.*                      LISTEN
tcp 00 *.1023        *.*                      LISTEN
tcp 00 *.111         *.*                      LISTEN
udp00192.168.4.16.1634    208.197.169.249.2049
udp00192.168.4.16.1627    208.197.169.254.2049
udp00192.168.4.16.1371    208.197.169.195.2049
udp00*.*          *.*
udp00*.9999        *.*
udp00 *.161        *.*
udp00192.168.4.16.1039    192.168.4.16.1023
udp00192.168.4.16.1038    192.168.4.16.1023
udp 00 192.168.4.16.1037      192.168.4.16.1023
udp00192.168.4.16.1036    192.168.4.16.1023
udp00*.1022        *.*
udp00*.1023        *.*
udp00*.111         *.*
udp00*.*           *.*

show system connections extensive user@host> show system connections extensive
Active Internet connections (including servers)
Proto Recv-Q Send-Q Local Address          Foreign Address         (state)
tcp      0      2 192.168.4.16.513       208.197.169.254.894    ESTABLISHED
      iss: 3972677059      sndup: 3972693435      sndcc: 10
      snduna: 3972693435      sndnxt: 3972693437      sndwnd: 17376
      sndmax: 3972693437      sndcwnd: 65535      sndssthresh: 1073725440
      irs: 484187869      rcvup: 484188060      rcvcc: 98357
      rcvnxt: 484188070      rcvadv: 484205446      rcvwnd: 17376
      rtt: 1      srtt: 7      rttv: 5
      rxtpcur: 120      rxtpshift: 0      rtseq: 1103707591
      rttmin: 2      duration: 5011      mss: 1448
      flags: REQ_SCALE RCVD_SCALE REQ_TSTMP RCVD_TSTMP RCVD_CC [0x41e0]
tcp      0      0 192.168.4.16.513       208.197.169.195.945    ESTABLISHED
      iss: 1057609890      sndup: 1057790796      sndcc: 2
      snduna: 1057790810      sndnxt: 1057790810      sndwnd: 17376
      sndmax: 1057790810      sndcwnd: 39096      sndssthresh: 1073725440
      irs: 3551947312      rcvup: 3551947422      rcvcc: 0
      rcvnxt: 3551947422      rcvadv: 3551964798      rcvwnd: 17376
      rtt: 0      srtt: 17      rttv: 11
      rxtpcur: 300      rxtpshift: 0      rtseq: 0
      rttmin: 2      duration: 125814      mss: 1448
      flags: REQ_SCALE RCVD_SCALE REQ_TSTMP RCVD_TSTMP [0x1e0]
udp0      0192.168.4.16.1634208.197.169.249.2049
udp0      0192.168.4.16.1627208.197.169.254.2049
udp0      0192.168.4.16.1371208.197.169.195.2049
udp 0      0*.* *.*
udp0      0*.9999*.*
udp 0      0*.161*.*
udp0      0192.168.4.16.1039192.168.4.16.1023

```

```

udp0      0192.168.4.16.1038192.168.4.16.1023
udp0      0192.168.4.16.1037192.168.4.16.1023
udp0      0192.168.4.16.1036192.168.4.16.1023
udp0      0*.1022*. *
udp 0     0*.1023 *. *
udp0      0 *.111*. *
udp0      0*. **.*

```

show system connections lcc (TX Matrix Router)

```

user@host> show system connections lcc 2
lcc2-re0:

```

```

-----
Active Internet connections (including servers)
Proto Recv-Q Send-Q Local Address Foreign Address (state)
tcp4      0      0 192.168.66.131.1342 192.168.66.130.23 ESTABLISHED
tcp4      0      0 192.168.66.131.2059 192.168.66.130.23 ESTABLISHED
tcp4      0      0 192.168.66.131.4571 192.168.66.130.23 ESTABLISHED
tcp4      0      0 192.168.66.131.2496 192.168.66.130.23 ESTABLISHED
tcp4      0      0 *.3221          *. * LISTEN
tcp4      0      0 *.23            *. * LISTEN
tcp4      0      0 *.22            *. * LISTEN
tcp4      0      0 *.514           *. * LISTEN
tcp4      0      0 *.513           *. * LISTEN
tcp4      0      0 *.21            *. * LISTEN
tcp4      0      0 *.79            *. * LISTEN
tcp4      0      0 *.6234          *. * LISTEN
udp4      0      0 *.514           *. *
udp4      0      0 *.6333          *. *

```

show system connections show-routing-instances

```

user@host> show system connections show-routing-instances
Active Internet connections (including servers) (including routing-instances)
Proto Recv-Q Send-Q Local Address Foreign Address Routing Instance
(state)
tcp4      0      0 192.168.69.204.23 172.17.28.19.4267 default
ESTABLISHED
tcp4      0      0 192.168.69.204.58540 10.209.7.138.23 default
ESTABLISHED
tcp4      0      0 192.168.69.204.23 172.17.28.19.1098 default
ESTABLISHED
tcp4      0      0 192.168.7.1.57668 192.168.9.1.179 default
ESTABLISHED
tcp4      0      0 192.168.7.1.179 192.168.8.1.49209 default
ESTABLISHED
tcp4      0      0 128.0.0.1.6234 128.0.3.17.1024
__juniper_private1__ ESTABLISHED
tcp4      0      0 128.0.0.4.9000 128.0.0.4.59103
__juniper_private1__ ESTABLISHED
tcp4      0      0 128.0.0.4.59103 128.0.0.4.9000
__juniper_private1__ ESTABLISHED
tcp4      0      0 *.32012          *. *
__juniper_private1__ LISTEN
tcp4      0      0 *.9000           *. *
__juniper_private1__ LISTEN
tcp4      0      0 *.33007          *. *
__juniper_private2__ LISTEN
tcp46     0      0 *.179            *. * default
LISTEN
tcp4      0      0 *.179            *. * default
LISTEN
tcp4      0      0 *.6154           *. *
__juniper_private1__ LISTEN

```

```

tcp4      0      0 *.6153          *.*
__juniper_private1__ LISTEN
tcp4      0      0 *.7000          *.*
__juniper_private1__ LISTEN
tcp4      0      0 *.6152          *.*
__juniper_private1__ LISTEN
tcp4      0      0 *.6156          *.*
__juniper_private1__ LISTEN
tcp4      0      0 *.33005         *.*
__juniper_private2__ LISTEN
tcp4      0      0 *.31343         *.*
__juniper_private1__ LISTEN
tcp4      0      0 *.31341         *.*
__juniper_private1__ LISTEN
tcp4      0      0 *.32003         *.*
__juniper_private2__ LISTEN
tcp4      0      0 *.666           *.*
__juniper_private1__ LISTEN
tcp4      0      0 *.38            *.*
__juniper_private1__ LISTEN
tcp4      0      0 *.3221          *.*
LISTEN
default

```

**show system
connections (TX Matrix
Plus Router)**

```

user@host> show system connections
sfc0-re0:

```

```

-----
Active Internet connections (including servers)
Proto Recv-Q Send-Q Local Address Foreign Address
      (state)
tcp4      0      3 192.168.178.11.23
172.17.28.19.3565 ESTABLISHED
tcp4      0      0 192.168.178.11.23
172.17.28.204.62719 ESTABLISHED
tcp4      0      0 192.168.178.11.23
192.168.69.199.51255 ESTABLISHED
tcp4      0      0 192.168.178.11.23
172.24.26.227.42860 ESTABLISHED
tcp4      0      0 *.6156          *.*
LISTEN
tcp4      0      0 162.0.0.4.32012
ESTABLISHED 162.0.0.5.58935
tcp4      0      0 *.32012         *.*
LISTEN
tcp4      0      0 *.33007         *.*
LISTEN
tcp4      0      0 *.666           *.*
LISTEN
tcp4      0      0 162.0.0.4.6161
ESTABLISHED 162.0.0.5.62026
tcp4      0      0 *.33005         *.*
LISTEN
tcp4      0      0 162.0.0.4.9000
ESTABLISHED 162.0.0.4.51611
tcp4      0      0 162.0.0.4.51611
ESTABLISHED 162.0.0.4.9000
tcp4      0      0 *.6151          *.*
LISTEN
tcp4      0      0 *.6154          *.*
LISTEN
tcp4      0      0 *.6153          *.*
LISTEN

```

```

tcp4      0      0 *.31343          *.*
          LISTEN
tcp4      0      0 *.31341          *.*
          LISTEN
tcp4      0      0 *.9000           *.*
          LISTEN
tcp4      0      0 *.6152           *.*
          LISTEN
tcp4      0      0 *.32003          *.*
          LISTEN
tcp4      0      0 *.33009          *.*
          LISTEN
tcp4      0      0 *.3221           *.*
          LISTEN
tcp4      0      0 *.23             *.*
          LISTEN
tcp4      0      0 *.22             *.*
          LISTEN
tcp4      0      0 *.514            *.*
          LISTEN
tcp4      0      0 *.513            *.*
          LISTEN
tcp4      0      0 *.21             *.*
          LISTEN
tcp4      0      0 *.79             *.*
          LISTEN
tcp4      0      0 *.514            *.*
          LISTEN
tcp4      0      0 *.513            *.*
          LISTEN
tcp4      0      0 *.6234           *.*
          LISTEN
udp4      0      0 127.0.0.1.123    *.*
udp4      0      0 10.255.178.11.123 *.*
udp4      0      0 *.123            *.*
udp46     0      0 *.514            *.*
udp4      0      0 *.514            *.*
udp46     0      0 *.62027          *.*
udp4      0      0 *.59363          *.*
udp4      0      0 *.31342          *.*
udp46     0      0 *.161            *.*
udp4      0      0 *.161            *.*
udp4      0      0 *.31340          *.*
udp4      0      0 *.31340          *.*
udp46     0      0 *.49152          *.*
udp46     0      0 *.4784           *.*
udp46     0      0 *.3784           *.*
udp4      0      0 *.49152          *.*
udp4      0      0 *.4784           *.*
udp4      0      0 *.3784           *.*
udp4      0      0 *.6333           *.*
ip4       0      0 *.*              *.*
ip4       0      0 *.*              *.*

```

lcc0-re0:

```

-----
Active Internet connections (including servers)
Proto Recv-Q Send-Q Local Address           Foreign Address
          (state)
tcp4      0      0 192.168.178.3.23
172.24.26.227.50399     ESTABLISHED

```

```

tcp4      0      0 *.6234          *.*
          LISTEN
tcp4      0      0 *.7000          *.*
          LISTEN
tcp4      0      0 *.9000          *.*
          LISTEN
tcp4      0      0 *.33009         *.*
          LISTEN
tcp4      0      0 *.3221          *.*
          LISTEN
tcp4      0      0 *.23            *.*
          LISTEN
tcp4      0      0 *.22            *.*
          LISTEN
tcp4      0      0 *.514           *.*
          LISTEN
tcp4      0      0 *.513           *.*
          LISTEN
tcp4      0      0 *.21            *.*
          LISTEN
tcp4      0      0 *.79            *.*
          LISTEN
tcp4      0      0 *.514           *.*
          LISTEN
tcp4      0      0 *.513           *.*
          LISTEN
udp46     0      0 *.514           *.*
udp4      0      0 *.514           *.*
udp46     0      0 *.59924         *.*
udp4      0      0 *.59412         *.*
udp46     0      0 *.161           *.*
udp4      0      0 *.161           *.*
udp4      0      0 *.31342         *.*
udp4      0      0 *.6333          *.*

```

```
lcc1-re0:
```

```
-----
Active Internet connections (including servers)
```

```

Proto Recv-Q Send-Q Local Address           Foreign Address
      (state)
tcp4      0      0 *.6234          *.*
          LISTEN
tcp4      0      0 *.7000          *.*
          LISTEN
tcp4      0      0 *.9000          *.*
          LISTEN
tcp4      0      0 *.3221          *.*
          LISTEN
tcp4      0      0 *.23            *.*
          LISTEN
tcp4      0      0 *.22            *.*
          LISTEN
tcp4      0      0 *.514           *.*
          LISTEN
tcp4      0      0 *.513           *.*
          LISTEN
tcp4      0      0 *.21            *.*
          LISTEN
tcp4      0      0 *.79            *.*
          LISTEN
tcp4      0      0 *.514           *.*

```

```

tcp4      0      0 *.513      LISTEN      *.
tcp4      0      0 *.33009    LISTEN      *.
tcp4      0      0          LISTEN
udp46     0      0 *.514      *.
udp4      0      0 *.514      *.
udp46     0      0 *.59924    *.
udp4      0      0 *.59412    *.
udp4      0      0 *.31342    *.
udp46     0      0 *.161      *.
udp4      0      0 *.161      *.
udp4      0      0 *.6333     *.

```

```
lcc2-re0:
```

```
-----
Active Internet connections (including servers)
```

Proto	Recv-Q	Send-Q	Local Address	Foreign Address
			(state)	
tcp4	0	0	*.6234	*. *
			LISTEN	
tcp4	0	0	*.7000	*. *
			LISTEN	
tcp4	0	0	*.9000	*. *
			LISTEN	
tcp4	0	0	*.33009	*. *
			LISTEN	
tcp4	0	0	*.3221	*. *
			LISTEN	
tcp4	0	0	*.23	*. *
			LISTEN	
tcp4	0	0	*.22	*. *
			LISTEN	
tcp4	0	0	*.514	*. *
...				

**show system
connections sfc (TX
Matrix Plus Router)**

```
user@host> show system connections sfc 0
sfc0-re0:
```

```
-----
Active Internet connections (including servers)
```

Proto	Recv-Q	Send-Q	Local Address	Foreign Address
			(state)	
tcp4	0	0	162.0.0.4.514	132.0.0.4.952
			TIME_WAIT	
tcp4	0	0	162.0.0.4.514	131.0.0.4.694
			TIME_WAIT	
tcp4	0	0	162.0.0.4.514	130.0.0.4.860
			TIME_WAIT	
tcp4	0	0	162.0.0.4.514	129.0.0.4.716
			TIME_WAIT	
tcp4	0	0	162.0.0.4.996	132.0.0.4.514
			TIME_WAIT	
tcp4	0	0	162.0.0.4.798	131.0.0.4.514
			TIME_WAIT	
tcp4	0	0	162.0.0.4.995	130.0.0.4.514
			TIME_WAIT	
tcp4	0	0	162.0.0.4.895	129.0.0.4.514
			TIME_WAIT	
tcp4	0	0	192.168.178.11.21	
			172.17.28.204.64662	TIME_WAIT
tcp4	0	0	192.168.178.11.21	

172.17.28.204.51612				TIME_WAIT	
tcp4	0	0	*.6156		*.*
			LISTEN		
tcp4	0	0	*.9000		*.*
			LISTEN		
tcp4	0	0	*.666		*.*
			LISTEN		
tcp4	0	2	192.168.178.11.23		
172.17.28.19.3565				ESTABLISHED	
tcp4	0	0	192.168.178.11.23		
172.17.28.204.62719				ESTABLISHED	
tcp4	0	0	192.168.178.11.23		
192.168.69.199.51255				ESTABLISHED	
tcp4	0	0	192.168.178.11.23		
172.24.26.227.42860				ESTABLISHED	
tcp4	0	0	162.0.0.4.32012		162.0.0.5.58935
			ESTABLISHED		
tcp4	0	0	*.32012		*.*
			LISTEN		
tcp4	0	0	*.33007		*.*
			LISTEN		
tcp4	0	1432	162.0.0.4.6161		162.0.0.5.62026
			ESTABLISHED		
tcp4	0	0	*.33005		*.*
			LISTEN		
tcp4	0	0	162.0.0.4.9000		162.0.0.4.51611
			FIN_WAIT_2		
tcp4	0	0	162.0.0.4.51611		162.0.0.4.9000
			CLOSE_WAIT		
tcp4	0	0	*.6151		*.*
			LISTEN		
tcp4	0	0	*.6154		*.*
			LISTEN		
tcp4	0	0	*.6153		*.*
			LISTEN		
tcp4	0	0	*.31343		*.*
			LISTEN		
tcp4	0	0	*.31341		*.*
			LISTEN		
tcp4	0	0	*.6152		*.*
			LISTEN		
tcp4	0	0	*.32003		*.*
			LISTEN		
tcp4	0	0	*.33009		*.*
			LISTEN		
tcp4	0	0	*.3221		*.*
			LISTEN		
tcp4	0	0	*.23		*.*
			LISTEN		
tcp4	0	0	*.22		*.*
			LISTEN		
tcp4	0	0	*.514		*.*
			LISTEN		
tcp4	0	0	*.513		*.*
			LISTEN		
tcp4	0	0	*.21		*.*
			LISTEN		
tcp4	0	0	*.79		*.*
			LISTEN		
tcp4	0	0	*.514		*.*
			LISTEN		


```

tcp4      0      0 *.513                                *.*
                                LISTEN
tcp4      0      0 *.6234                                *.*
                                LISTEN
udp4      0      0 127.0.0.1.123                        *.*
udp4      0      0 10.255.178.11.123                    *.*
udp4      0      0 *.123                                *.*
udp46     0      0 *.514                                *.*
udp4      0      0 *.514                                *.*
udp46     0      0 *.50895                              *.*
udp4      0      0 *.50794                              *.*
udp4      0      0 *.31342                              *.*
udp46     0      0 *.161                                *.*
udp4      0      0 *.161                                *.*
udp4      0      0 *.31340                              *.*
udp4      0      0 *.31340                              *.*
udp46     0      0 *.49152                              *.*
udp46     0      0 *.4784                               *.*
udp46     0      0 *.3784                               *.*
udp4      0      0 *.49152                              *.*
udp4      0      0 *.4784                               *.*
udp4      0      0 *.3784                               *.*
udp4      0      0 *.6333                               *.*
ip4       104    0 *.*                                  *.*
ip4       0      0 *.*                                  *.*
ip4       0      0 *.*                                  *.*

```

```

show system connections user@host> show system connections show-routing-instances
show-routing-instances sfc0-re0:
(TX Matrix Plus Router)
-----
Active Internet connections (including servers) (including routing-instances)
Proto Recv-Q Send-Q Local Address           Routing Instance      (state)      Foreign Address
tcp4      0      0 *.6156                   __juniper_private1__  LISTEN       *.*
tcp4      0      0 *.9000                   __juniper_private1__  LISTEN       *.*
tcp4      0      0 *.666                    __juniper_private1__  LISTEN       *.*
tcp4      0      2 192.168.178.11.23        default               ESTABLISHED  172.17.28.19.3565
tcp4      0      0 192.168.178.11.23        default               ESTABLISHED  172.17.28.204.62719
tcp4      0      0 192.168.178.11.23        default               ESTABLISHED  192.168.69.199.51255
tcp4      0      0 192.168.178.11.23        default               ESTABLISHED  172.24.26.227.42860
tcp4      0      0 162.0.0.4.32012          __juniper_private1__  ESTABLISHED  162.0.0.5.58935
tcp4      0      0 *.32012                  __juniper_private1__  LISTEN       *.*
tcp4      0      0 *.33007                  __juniper_private2__  LISTEN       *.*
tcp4      0      0 162.0.0.4.6161           __juniper_private1__  ESTABLISHED  162.0.0.5.62026
tcp4      0      0 *.33005                  __juniper_private2__  LISTEN       *.*
tcp4      0      0 162.0.0.4.9000           __juniper_private1__  FIN_WAIT_2   162.0.0.4.51611
tcp4      0      0 162.0.0.4.51611          __juniper_private1__  CLOSE_WAIT   162.0.0.4.9000

```

tcp4	0	0	*.6151	__juniper_private1__	LISTEN	*.*
tcp4	0	0	*.6154	__juniper_private1__	LISTEN	*.*
tcp4	0	0	*.6153	__juniper_private1__	LISTEN	*.*
tcp4	0	0	*.31343	__juniper_private1__	LISTEN	*.*
tcp4	0	0	*.31341	__juniper_private1__	LISTEN	*.*
tcp4	0	0	*.6152	__juniper_private1__	LISTEN	*.*
tcp4	0	0	*.32003	__juniper_private2__	LISTEN	*.*
tcp4	0	0	*.33009	__juniper_private2__	LISTEN	*.*
tcp4	0	0	*.3221	default	LISTEN	*.*
tcp4	0	0	*.23	default	LISTEN	*.*
tcp4	0	0	*.22	default	LISTEN	*.*
tcp4	0	0	*.514	default	LISTEN	*.*
tcp4	0	0	*.513	default	LISTEN	*.*
tcp4	0	0	*.21	default	LISTEN	*.*
tcp4	0	0	*.79	default	LISTEN	*.*
tcp4	0	0	*.514	__juniper_private1__	LISTEN	*.*
tcp4	0	0	*.513	__juniper_private1__	LISTEN	*.*
tcp4	0	0	*.6234	__juniper_private1__	LISTEN	*.*
udp4	0	0	127.0.0.1.123	default		*.*
udp4	0	0	10.255.178.11.123	default		*.*
udp4	0	0	*.123	default		*.*
udp46	0	0	*.514	default		*.*
udp4	0	0	*.514	default		*.*
udp46	0	0	*.50895	default		*.*
udp4	0	0	*.50794	default		*.*
udp4	0	0	*.31342	__juniper_private1__		*.*
udp46	0	0	*.161	default		*.*
udp4	0	0	*.161	default		*.*
udp4	0	0	*.31340	__juniper_private2__		*.*
udp4	0	0	*.31340	__juniper_private1__		*.*
udp46	0	0	*.49152			*.*

```

udp46      0      0 *.4784      default      *.
udp46      0      0 *.3784      default      *.
udp4        0      0 *.49152     default      *.
udp4        0      0 *.4784      default      *.
udp4        0      0 *.3784      default      *.
udp4        0      0 *.6333      default      *.
ip4         0      0 *.         __juniper_private1__  *.
ip4         0      0 *.         default      *.
ip4         0      0 *.         default      *.
ip4         0      0 *.         default      *.

```

```
lcc0-re0:
```

```

-----
Active Internet connections (including servers) (including routing-instances)
Proto Recv-Q Send-Q Local Address           Routing Instance      (state)      Foreign Address
tcp4      0      0 *.7000                __juniper_private1__ LISTEN        *.
tcp4      0      0 192.168.178.3.23      default              ESTABLISHED  *.
172.24.26.227.50399
tcp4      0      0 *.6234                __juniper_private1__ LISTEN        *.
tcp4      0      0 *.9000                __juniper_private1__ LISTEN        *.
tcp4      0      0 *.33009               __juniper_private2__ LISTEN        *.
tcp4      0      0 *.3221                default              LISTEN        *.
tcp4      0      0 *.23                  default              LISTEN        *.
tcp4      0      0 *.22                  default              LISTEN        *.
tcp4      0      0 *.514                 default              LISTEN        *.
tcp4      0      0 *.513                 default              LISTEN        *.
tcp4      0      0 *.21                  default              LISTEN        *.
tcp4      0      0 *.79                  default              LISTEN        *.
tcp4      0      0 *.514                 __juniper_private1__ LISTEN        *.
tcp4      0      0 *.513                 __juniper_private1__ LISTEN        *.
udp46     0      0 *.514                 default              *.
udp4       0      0 *.514                 default              *.
udp46     0      0 *.59924               default              *.
udp4       0      0 *.59412               default              *.

```

```

udp46      0      0 *.161
                        default
udp4        0      0 *.161
                        default
udp4        0      0 *.31342
                        __juniper_private1__
udp4        0      0 *.6333
                        __juniper_private1__

```

```
lcc1-re0:
```

```

-----
Active Internet connections (including servers) (including routing-instances)
Proto Recv-Q Send-Q Local Address           Foreign Address
-----
tcp4      0      0 *.7000
                        Routing Instance (state)
tcp4      0      0 *.6234
                        __juniper_private1__ LISTEN
tcp4      0      0 *.9000
                        __juniper_private1__ LISTEN
tcp4      0      0 *.3221
                        __juniper_private1__ LISTEN
tcp4      0      0 *.23
                        default LISTEN
tcp4      0      0 *.22
                        default LISTEN
tcp4      0      0 *.514
                        default LISTEN
tcp4      0      0 *.513
                        default LISTEN
tcp4      0      0 *.21
                        default LISTEN
tcp4      0      0 *.79
                        default LISTEN
tcp4      0      0 *.514
                        __juniper_private1__ LISTEN
tcp4      0      0 *.513
                        __juniper_private1__ LISTEN
tcp4      0      0 *.33009
                        __juniper_private2__ LISTEN
udp46     0      0 *.514
                        default
udp4      0      0 *.514
                        default
udp46     0      0 *.59924
                        default
udp4      0      0 *.59412
                        default
udp4      0      0 *.31342
                        __juniper_private1__
udp46     0      0 *.161
                        default
udp4      0      0 *.161
                        default
udp4      0      0 *.6333
                        __juniper_private1__

```

```
lcc2-re0:
```

```

-----
Active Internet connections (including servers) (including routing-instances)
Proto Recv-Q Send-Q Local Address           Foreign Address
-----

```

				Routing Instance	(state)	
tcp4	0	0	*.7000			*.*
tcp4	0	0	*.6234	__juniper_private1__	LISTEN	*.*
tcp4	0	0	*.9000	__juniper_private1__	LISTEN	*.*
tcp4	0	0	*.33009	__juniper_private1__	LISTEN	*.*
tcp4	0	0	*.3221	__juniper_private2__	LISTEN	*.*
tcp4	0	0	*.23	default	LISTEN	*.*
tcp4	0	0	*.22	default	LISTEN	*.*
tcp4	0	0	*.514	default	LISTEN	*.*
tcp4	0	0	*.513	default	LISTEN	*.*
tcp4	0	0	*.21	default	LISTEN	*.*
tcp4	0	0	*.79	default	LISTEN	*.*
tcp4	0	0	*.514	default	LISTEN	*.*
tcp4	0	0	*.513	__juniper_private1__	LISTEN	*.*
tcp4	0	0	*.513	__juniper_private1__	LISTEN	*.*
udp46	0	0	*.514			*.*
udp4	0	0	*.514	default		*.*
udp4	0	0	*.31342	default		*.*
udp46	0	0	*.62103	__juniper_private1__		*.*
udp4	0	0	*.59924	default		*.*
udp46	0	0	*.161	default		*.*
udp4	0	0	*.161	default		*.*
udp4	0	0	*.6333	default		*.*
				__juniper_private1__		

lcc3-re0:

Active Internet connections (including servers) (including routing-instances)

Proto	Recv-Q	Send-Q	Local Address	Routing Instance	(state)	Foreign Address
tcp4	0	0	*.7000			*.*
tcp4	0	0	*.6234	__juniper_private1__	LISTEN	*.*
tcp4	0	0	*.9000	__juniper_private1__	LISTEN	*.*
tcp4	0	0	*.33009	__juniper_private1__	LISTEN	*.*
tcp4	0	0	*.3221	__juniper_private2__	LISTEN	*.*
tcp4	0	0	*.23	default	LISTEN	*.*
tcp4	0	0	*.23	default	LISTEN	*.*

```

tcp4      0      0 *.22      default    LISTEN     *.*
tcp4      0      0 *.514     default    LISTEN     *.*
tcp4      0      0 *.513     default    LISTEN     *.*
tcp4      0      0 *.21      default    LISTEN     *.*
tcp4      0      0 *.79      default    LISTEN     *.*
tcp4      0      0 *.514     __juniper_private1__ LISTEN     *.*
tcp4      0      0 *.513     __juniper_private1__ LISTEN     *.*
udp46     0      0 *.514     default    *.*
udp4      0      0 *.514     default    *.*
udp46     0      0 *.62103   default    *.*
udp4      0      0 *.59924   default    *.*
udp4      0      0 *.31342   __juniper_private1__ *.*
udp46     0      0 *.161     default    *.*
udp4      0      0 *.161     default    *.*
udp4      0      0 *.6333    __juniper_private1__ *.*

```

**show system
connections
(QFX3500 Switch)**

```

user@switch> show system connections
Active Internet connections (including servers)
Proto Recv-Q Send-Q Local Address           Foreign Address
      (state)
tcp4      0      0 10.94.204.110.23        ESTABLISHED
172.17.28.19.1308
tcp4      0      0 128.0.0.1.6234          ESTABLISHED
128.0.0.1.65142
tcp4      0      0 128.0.0.1.65142          ESTABLISHED
128.0.0.1.6234
tcp4      0      0 128.0.0.1.33003          ESTABLISHED
128.0.0.1.61441
tcp4      0      0 128.0.0.1.61441          ESTABLISHED
128.0.0.1.33003
tcp46     0      0 *.179                  LISTEN
*.*
tcp4      0      0 *.179                  LISTEN
*.*
tcp4      0      0 128.0.0.16.9000          ESTABLISHED
128.0.0.16.50970
tcp4      0      0 128.0.0.16.50970          ESTABLISHED
128.0.0.16.9000
tcp4      0      0 *.38                   LISTEN
*.*
tcp4      0      0 *.3491                  LISTEN
*.*
tcp4      0      0 *.6156                  LISTEN
*.*
tcp4      0      0 128.0.0.1.33001          ESTABLISHED
128.0.0.1.59437

```

tcp4	0	0	128.0.0.1.59437	128.0.0.1.33001
			ESTABLISHED	
tcp4	0	0	128.0.0.1.33023	128.0.0.1.63605
			ESTABLISHED	
tcp4	0	0	128.0.0.1.63605	128.0.0.1.33023
			ESTABLISHED	
tcp4	0	0	128.0.0.1.33001	128.0.0.1.63830
			ESTABLISHED	
tcp4	0	0	128.0.0.1.63830	128.0.0.1.33001
			ESTABLISHED	
tcp4	0	0	*,667	*,*
			LISTEN	
tcp4	0	0	*,6156	*,*
			LISTEN	
tcp4	0	0	128.0.0.1.7000	128.0.0.1.51580
			ESTABLISHED	
tcp4	0	0	128.0.0.1.51580	128.0.0.1.7000
			ESTABLISHED	
tcp4	0	0	128.0.0.1.6234	128.0.0.1.53646
			ESTABLISHED	
tcp4	0	0	*,33001	*,*
			LISTEN	
tcp4	0	0	*,33003	*,*
			LISTEN	
tcp4	0	0	128.0.0.1.53646	128.0.0.1.6234
			ESTABLISHED	
tcp4	0	0	128.0.0.16.9000	128.0.0.16.63454
			ESTABLISHED	
tcp4	0	0	128.0.0.16.63454	128.0.0.16.9000
			ESTABLISHED	
tcp4	0	0	*,666	*,*
			LISTEN	
tcp4	0	0	*,7000	*,*
			LISTEN	
tcp4	0	0	*,51627	*,*
			LISTEN	
tcp4	0	0	*,3492	*,*
			LISTEN	
tcp4	0	0	*,33023	*,*
			LISTEN	
tcp4	0	0	*,33013	*,*
			LISTEN	
tcp4	0	0	*,7202	*,*
			LISTEN	
tcp4	0	0	*,6151	*,*
			LISTEN	
tcp4	0	0	*,9000	*,*
			LISTEN	
tcp4	0	0	*,6161	*,*
			LISTEN	
tcp4	0	0	*,6011	*,*
			LISTEN	
tcp4	0	0	*,3221	*,*
			LISTEN	
tcp4	0	0	*,23	*,*
			LISTEN	
tcp4	0	0	*,22	*,*
			LISTEN	
tcp4	0	0	*,514	*,*
			LISTEN	
tcp4	0	0	*,513	*,*

			LISTEN	
tcp4	0	0 *.21		*.*
			LISTEN	
tcp4	0	0 *.79		*.*
			LISTEN	
tcp4	0	0 *.514		*.*
			LISTEN	
tcp4	0	0 *.513		*.*
			LISTEN	
tcp4	0	0 *.1127		*.*
			LISTEN	
tcp4	0	0 *.1129		*.*
			LISTEN	
tcp4	0	0 *.1128		*.*
			LISTEN	
tcp4	0	0 *.6234		*.*
			LISTEN	
udp46	0	0 *.514		*.*
udp4	0	0 *.514		*.*
udp4	0	0 128.0.0.1.123		*.*
udp46	0	0 *.53344		*.*
udp4	0	0 *.54261		*.*
udp46	0	0 *.161		*.*
udp4	0	0 *.161		*.*
udp4	0	0 *.31342		*.*
udp4	0	0 *.59137		*.*
udp4	0	0 *.*		*.*
udp46	0	0 *.49152		*.*
udp46	0	0 *.4784		*.*
udp46	0	0 *.3784		*.*
udp4	0	0 *.49152		*.*
udp4	0	0 *.4784		*.*
udp4	0	0 *.3784		*.*
udp4	0	0 10.255.204.110.123		*.*
udp4	0	0 *.123		*.*
udp4	0	0 *.67		*.*
udp4	0	0 *.6333		*.*
udp4	0	0 *.2293		*.*
ip4	0	0 *.*		*.*
ip4	0	0 *.*		*.*
ip4	0	0 *.*		*.*

show system core-dumps

Syntax	show system core-dumps <brief detail> <core-filename> <core-file-info>
Syntax (EX Series Switches)	show system core-dumps <all-members> <brief detail> <core-filename> <core-file-info> <local> <member <i>member-id</i> >
Syntax (TX Matrix Router)	show system core-dumps <all-chassis all-lcc lcc <i>number</i> scc> <brief detail> <core-filename> <core-file-info>
Syntax (TX Matrix Plus Router)	show system core-dumps <all-chassis all-lcc lcc <i>number</i> sfc <i>number</i> > <brief detail> <core-filename> <core-file-info>
Syntax (QFX Series)	show system core-dumps <brief detail> <component (<i>UUID</i> <i>serial number</i> all)> <core-file-info component (<i>UUID</i> <i>serial number</i>) core-file-name> <display-period (<i>hours</i> <i>minutes</i> <i>seconds</i>)> <display-order> <kernel-crashinfo component (<i>UUID</i> <i>serial number</i>)> <repository (core log)>
Release Information	Command introduced before Junos OS Release 8.5. Command introduced in Junos OS Release 9.0 for EX Series switches. sfc option introduced for the TX Matrix Plus router in Junos OS Release 9.6. Command introduced in Junos OS Release 11.1 for the QFX Series.
Description	Show core files on all routers or switches running Junos OS. You can use the show system core-dumps command to show a list of system core files created when the router or switch has failed. This command can be useful for diagnostic purposes. Each list item includes the file permissions, number of links, owner, group, size, modification date, and path and filename. On a QFabric switch, you can view core-dump files on individual QFabric switch devices as well as on the entire QFabric switch. You can use the option core-filename and its options core-file-info , brief , and detail to display more information about the specified core-dump files.
Options	none —Display a list of all existing core-dump files.

all-chassis—(TX Matrix and TX Matrix Plus routers only) (Optional) On a routing matrix based on a TX Matrix router, display system core files for the TX Matrix router switch-card chassis [SCC] and all the T640 routers [LCCs] connected to the TX Matrix router.

On a routing matrix based on a TX Matrix Plus router, display system core files for the TX Matrix Plus router (switch-fabric chassis [SFC]) and all the T1600 routers [LCCs] connected to the TX Matrix Plus router.

<all-lcc | lcc number>—(TX Matrix and TX Matrix Plus routers only) (Optional) On a routing matrix based on the TX Matrix router, display core dump files for all T640 routers (line-card chassis [LCCs]) or a specific T640 router [LCC] connected to the TX Matrix router.

On a routing matrix based on the TX Matrix Plus router, display logging information for all T1600 routers (line-card chassis [LCCs]) or a specific T1600 router (LCC) connected to the TX Matrix Plus router. When using the **lcc number** option, replace **number** with a value from 0 through 3.



NOTE: The **all-chassis** option displays system core files for the SCC or SFC and the LCCs connected to the SCC or SFC in the routing matrix while the **all-lcc** option only displays system core files for the LCCs in the routing matrix.

all-members—(EX4200 switches) (Optional) Display system core files on all members of the Virtual Chassis configuration.

brief—(Optional) View details of a binary file.

component (UUID | serial number | all)—(QFabric switches only) (Optional) Display a list of core-dump files located on individual QFabric switch device or on the entire QFabric switch.

core-file-info—(Optional) Display the stack trace of a core file.

core-filename—(Optional) Name of a specific core file to display.

detail—(Optional) View stack trace with details of the binary file.

display-order (timestamp-sort | alphanumeric-sort)—(QFabric switches only) (Optional) Display list of debug artifacts generated within the specified period—for example, within the last hour, within the last 20 minutes, or within the last 32 seconds—or according to their filename.

display-period (hours | minutes | seconds)—(QFabric switches only) (Optional) Display core-dump files generated within the specified period—for example, within the last hour, within the last 20 minutes, or within the last 32 seconds.

kernel-crashinfo component (UUID | serial number)—(QFabric switches only) (Optional) Display kernel crash information from the EEPROM on a QFabric switch device.

local—(EX4200 switches only) (Optional) Display system core files on the local Virtual Chassis member.

member *member-id*—(EX4200 switches only) (Optional) Display system core files on the specified member of the Virtual Chassis configuration. Replace *member-id* with a value from 0 through 9.

repository (core | log)—(QFabric switches only) (Optional) Specify either the core or log repository in which to view core-dump files.

scc—(TX Matrix routers only) (Optional) Display system core files on the TX Matrix router (or switch-card chassis).

sfc—(TX Matrix Plus routers only) (Optional) Display system core files on the TX Matrix Plus router (or switch-fabric chassis).

Required Privilege Level

view

List of Sample Output

[show system core-dumps on page 1071](#)
[show system core-dumps on page 1071](#)
[show system core-dumps \(TX Matrix Plus Router\) on page 1071](#)
[show system core-dumps \(QFX3500 Switch\) on page 1073](#)
[show system core-dumps \(QFabric Switches\) on page 1074](#)
[show system core-dumps core-file-info component serial number core-file-name \(QFabric Switches\) on page 1075](#)
[show system core-dumps component serial number display-order alphanumeric-sort repository core \(QFabric Switches\) on page 1075](#)
[show system core-dumps display-period \(QFabric Switches\) on page 1075](#)
[show system core-dumps kernel-crashinfo component serial number \(QFabric Switches\) on page 1077](#)
[show system core-dumps repository core \(QFabric Switches\) on page 1079](#)
[show system core-dumps repository log \(QFabric Switches\) on page 1079](#)

Output Fields

[Table 154 on page 1069](#) describes the output fields for the **show system core-dumps** command. Output fields are listed in the approximate order in which they appear.

Table 154: show system core-dumps Output Fields

Field Name	Field Description
<i>Permissions</i>	Read/write permissions for the file named.
<i>Links</i>	Number of links to the file.
<i>Owner</i>	Name of the file owner.
<i>Group</i>	Name of the group with file access.
<i>File size</i>	File size in bytes.
<i>Modified</i>	Last file modification date and time.

Table 154: show system core-dumps Output Fields (*continued*)

Field Name	Field Description
<i>Path/filename</i>	File path where the file resides and the filename.
Repository scope:	Repository where core-dump files and log files are stored. The core-dump files are located in the core repository, and the log files are located in the log repository. The default Repository scope is shared since both the core and log repositories are shared by all of the QFabric switch devices.
Repository head:	Path to the top-level repository location.
Repository name:	Name of the repository: core or log .
List of nodes for core repository:	List of core-dump files associated with a particular QFabric switch device located in the core repository.
Node Group	Name of the QFabric switch device.
Node Identifier	UUID or serial number of the QFabric switch device.
Num	Number of core-dump and log files.
Model	Model number of the QFabric switch device.
Usage	Usage of the repository in megabytes.
Total usage of core repository:	Total usage of core-dump files associated with a particular QFabric switch device located in the core repository. Usage is specified in megabytes and as a percentage.
Total usage of log repository:	Total usage of log files associated with a particular QFabric switch device located in the log repository. Usage is specified in megabytes and as a percentage.
List of nodes for core repository:	List of core-dump files associated with a particular QFabric switch device located in the core repository.
List of nodes for log repository:	List of log files associated with a particular QFabric switch device located in the log repository.
Filename	Name of the core-dump file.
Date	Last core-dump file modification date and time.
Size	Size of the core-dump file.
Core filename	Filename of the core-dump file.
Process name	Name of the process that is generating a core-dump file or log file.

Table 154: show system core-dumps Output Fields (*continued*)

Field Name	Field Description
Release	Junos OS release.
Build server	Junos OS build server.
Build date	Junos OS build date.
Stack trace	Stack trace of the core-dump file.

Sample Output

show system core-dumps This example shows the command output if core files exist.

```
user@switch> show system core-dumps
-rw----- 1 root wheel 268369920 Jun 18 17:59 /var/crash/vmcore.0
-rw-rw---- 1 root field 3371008 Jun 18 17:53 /var/tmp/rpd.core.0
-rw-r--r-- 1 root wheel 27775914 Jun 18 17:59 /var/crash/kernel.0
```

show system core-dumps This example shows the command output if core files do not exist.

```
user@host> show system core-dumps
/var/crash/*core*: No such file or directory
/var/tmp/*core*: No such file or directory
/var/crash/kernel.*: No such file or directory
```

show system core-dumps (TX Matrix Plus Router)

```
user@host> show system core-dumps
sfc0-re0:
-----
/var/crash/kernel.*: No such file or directory
/tftpboot/corefiles/*core*: No such file or directory

/var/crash/cores:
total 8

/var/tmp/cores:
total 1627592
-rw-r--r-- 1 root field 535346090 May 15 07:36
rpd.core-tarball.0.090515.0736.tgz
-rw-r--r-- 1 root field 105632057 May 15 07:37
rpd.core-tarball.1.090515.0737.tgz
-rw-r--r-- 1 root field 101981681 May 15 07:38
rpd.core-tarball.2.090515.0738.tgz
-rw-r--r-- 1 root field 85854573 May 15 07:40
rpd.core-tarball.3.090515.0740.tgz
-rw-r--r-- 1 root field 4157845 May 15 08:18
rpd.core-tarball.4.090515.0818.tgz

lcc0-re0:
-----
/var/crash/kernel.*: No such file or directory
/tftpboot/corefiles/*core*: No such file or directory

/var/crash/cores:
total 8
```

```
/var/tmp/cores:
total 12

lcc1-re0:
-----
/var/crash/kernel.*: No such file or directory
/tftpboot/corefiles/*core*: No such file or directory

/var/crash/cores:
total 8

/var/tmp/cores:
total 10024
-rw-r--r--  1 root  field    1875794 Apr 22 15:47
chassisd.core-tarball.0.090422.1547.tgz
-rw-r--r--  1 root  field    1894183 Apr 22 19:02
chassisd.core-tarball.0.090422.1902.tgz
-rw-r--r--  1 root  field    1290240 Apr 26 16:01 ksyncd_1558.core.0.090426.1601

lcc2-re0:
-----
/var/crash/kernel.*: No such file or directory
/tftpboot/corefiles/*core*: No such file or directory

/var/crash/cores:
total 21124008
-rw-r--r--  1 root  wheel    1022376528 May  2  06:43
core-LCC2-EGFPC7.core.0.090502.0643
-rw-r--r--  1 root  wheel    1022376528 May  2  08:13
core-LCC2-EGFPC7.core.0.090502.0813
-rw-r--r--  1 root  wheel    1022376544 May  5  06:15
core-LCC2-EGFPC7.core.0.090505.0615
-rw-r--r--  1 root  wheel    1022376544 May  6  10:59
core-LCC2-EGFPC7.core.0.090506.1059
-rw-r--r--  1 root  wheel    1022376528 May  2  06:58
core-LCC2-EGFPC7.core.1.090502.0658
-rw-r--r--  1 root  wheel    754271232 May  5  06:33
core-LCC2-EGFPC7.core.1.090505.0633
-rw-r--r--  1 root  wheel    264897536 May  6  11:12
core-LCC2-EGFPC7.core.1.090506.1112
-rw-r--r--  1 root  wheel    1022376528 May  2  07:22
core-LCC2-EGFPC7.core.2.090502.0722
-rw-r--r--  1 root  wheel    163633152 May  5  06:52
core-LCC2-EGFPC7.core.2.090505.0652
-rw-r--r--  1 root  wheel    171312128 May  6  12:13
core-LCC2-EGFPC7.core.2.090506.1213
-rw-r--r--  1 root  wheel    1022376528 May  2  07:39
core-LCC2-EGFPC7.core.3.090502.0739
-rw-r--r--  1 root  wheel    1022376528 May  2  07:55
core-LCC2-EGFPC7.core.4.090502.0755
-rw-r--r--  1 root  wheel    427277312 May  7  04:47
core-LCC2-STFPC4.core.0.090507.0447
-rw-r--r--  1 root  wheel    419609600 May  7  04:47
core-LCC2-STFPC5.core.0.090507.0447
-rw-r--r--  1 root  wheel    432356352 May  7  04:47
core-LCC2-STFPC6.core.0.090507.0447

/var/tmp/cores:
total 2568
```

```

-rw-r--r-- 1 root field 1290240 May 14 14:26 ksyncd_1540.core.0.090514.1426
...

show system user@switch> show system core-dumps
core-dumps -----
(QFX3500 Switch) /var/crash/kernel.*: No such file or directory
                  /tftpboot/corefiles/*core*: No such file or directory

                  /var/crash/cores:
                  total 8

                  /var/tmp/cores:
                  total 1627592
-rw-r--r-- 1 root field 535346090 May 15 07:36
rpd.core-tarball.0.090515.0736.tgz
-rw-r--r-- 1 root field 105632057 May 15 07:37
rpd.core-tarball.1.090515.0737.tgz
-rw-r--r-- 1 root field 101981681 May 15 07:38
rpd.core-tarball.2.090515.0738.tgz
-rw-r--r-- 1 root field 85854573 May 15 07:40
rpd.core-tarball.3.090515.0740.tgz
-rw-r--r-- 1 root field 4157845 May 15 08:18
rpd.core-tarball.4.090515.0818.tgz

lcc0-re0:
-----
/var/crash/kernel.*: No such file or directory
/tftpboot/corefiles/*core*: No such file or directory

/var/crash/cores:
total 8

/var/tmp/cores:
total 12

lcc1-re0:
-----
/var/crash/kernel.*: No such file or directory
/tftpboot/corefiles/*core*: No such file or directory

/var/crash/cores:
total 8

/var/tmp/cores:
total 10024
-rw-r--r-- 1 root field 1875794 Apr 22 15:47
chassisd.core-tarball.0.090422.1547.tgz
-rw-r--r-- 1 root field 1894183 Apr 22 19:02
chassisd.core-tarball.0.090422.1902.tgz
-rw-r--r-- 1 root field 1290240 Apr 26 16:01 ksyncd_1558.core.0.090426.1601

lcc2-re0:
-----
/var/crash/kernel.*: No such file or directory
/tftpboot/corefiles/*core*: No such file or directory

/var/crash/cores:
total 21124008
-rw-r--r-- 1 root wheel 1022376528 May 2 06:43
core-LCC2-EGFPC7.core.0.090502.0643
-rw-r--r-- 1 root wheel 1022376528 May 2 08:13

```

```

core-LCC2-EGFPC7.core.0.090502.0813
-rw-r--r-- 1 root wheel 1022376544 May 5 06:15
core-LCC2-EGFPC7.core.0.090505.0615
-rw-r--r-- 1 root wheel 1022376544 May 6 10:59
core-LCC2-EGFPC7.core.0.090506.1059
-rw-r--r-- 1 root wheel 1022376528 May 2 06:58
core-LCC2-EGFPC7.core.1.090502.0658
-rw-r--r-- 1 root wheel 754271232 May 5 06:33
core-LCC2-EGFPC7.core.1.090505.0633
-rw-r--r-- 1 root wheel 264897536 May 6 11:12
core-LCC2-EGFPC7.core.1.090506.1112
-rw-r--r-- 1 root wheel 1022376528 May 2 07:22
core-LCC2-EGFPC7.core.2.090502.0722
-rw-r--r-- 1 root wheel 163633152 May 5 06:52
core-LCC2-EGFPC7.core.2.090505.0652
-rw-r--r-- 1 root wheel 171312128 May 6 12:13
core-LCC2-EGFPC7.core.2.090506.1213
-rw-r--r-- 1 root wheel 1022376528 May 2 07:39
core-LCC2-EGFPC7.core.3.090502.0739
-rw-r--r-- 1 root wheel 1022376528 May 2 07:55
core-LCC2-EGFPC7.core.4.090502.0755
-rw-r--r-- 1 root wheel 427277312 May 7 04:47
core-LCC2-STFPC4.core.0.090507.0447
-rw-r--r-- 1 root wheel 419609600 May 7 04:47
core-LCC2-STFPC5.core.0.090507.0447
-rw-r--r-- 1 root wheel 432356352 May 7 04:47
core-LCC2-STFPC6.core.0.090507.0447

/var/tmp/cores:
total 2568
-rw-r--r-- 1 root field 1290240 May 14 14:26 ksyncd_1540.core.0.090514.1426
...

```

**show system
core-dumps (QFabric
Switches)**

```
user@switch> show system core-dumps
```

```
Repository scope: shared
```

```
Repository head: /pbdata/export
```

```
List of nodes for core repository: /pbdata/export/rdumps/
```

Node Group	Node Identifier	Num	Model	Usage
DG-0	BCF7208D-E44F-E011-802F-4171BAAC781D	0	qfx3100	0M
FM-0	73747cd8-0710-11e1-b6a4-00e081c5297e	0	fx-jvre	0M
DRE-0	77116f18-0710-11e1-a2a0-00e081c5297e	0	fx-jvre	0M
NW-NG-0	BBAK0394	0	qfx3500	0M
NW-NG-0	cd78871a-0710-11e1-878e-00e081c5297e	0	fx-jvre	0M
NW-NG-0	d0afda1e-0710-11e1-a1d0-00e081c5297e	0	fx-jvre	0M
FC-0	d31ab7a6-0710-11e1-ad1b-00e081c5297e	0	fx-jvre	0M
FC-1	d4d0f254-0710-11e1-90c3-00e081c5297e	0	fx-jvre	0M
IC-WS001	WS001	0	-	-
IC-WS001	WS001/YW3803	0	qfxc08-3008	0M
IC-WS001	WS001/YN5999	0	qfxc08-3008	0M
node-device1	BBAK0372	0	qfx3500	0M
node-device1	EE3093	0	qfx3500	0M

Total usage of core repository: 0M of 70000M (0.0%)

```
List of nodes for log repository: /pbdata/export/rlogs/
```

Node Group	Node Identifier	Num	Model	Usage
DG-0	BCF7208D-E44F-E011-802F-4171BAAC781D	0	qfx3100	0M
FM-0	73747cd8-0710-11e1-b6a4-00e081c5297e	1	fx-jvre	0M
DRE-0	77116f18-0710-11e1-a2a0-00e081c5297e	1	fx-jvre	0M
NW-NG-0	BBAK0394	1	qfx3500	0M


```

NW-NG-0      cd78871a-0710-11e1-878e-00e081c5297e  1  fx-jvre  OM
NW-NG-0      d0afda1e-0710-11e1-a1d0-00e081c5297e  3  fx-jvre  OM
FC-0         d31ab7a6-0710-11e1-ad1b-00e081c5297e  1  fx-jvre  OM
FC-1         d4d0f254-0710-11e1-90c3-00e081c5297e  1  fx-jvre  OM
IC-WS001     WS001                                0  -        -
IC-WS001     WS001/YN5999                          1  qfxc08-3008 OM
IC-WS001     WS001/YW3803                          1  qfxc08-3008 OM
node-device1 BBAK0372                             1  qfx3500  OM
node-device1 EE3093                               1  qfx3500  OM
Total usage of log repository:0M of 70000M (0.0%)

```

```

show system user@switch> show system core-dumps core-file-info component
core-dumps e8ff4b3e-7d92-11e0-be5d-00e081c1fe0e cosd.core.0.1519.05162011131846.gz
core-file-info Repository scope: shared
component serial Repository head: /pbstorage
number core-file-name Repository name: core
(QFabric Switches) Core filename: /pbstorage/rdumps/e8ff4b3e-7d92-11e0-be5d-
00e081c1fe0e/5658.cosd.core.0.1519.05162011131846
Process name: cosd
Release: 11.3IO
Build server: /c/ssengupta/dfx_ha_v1/obj-i386-dcp/dcp/usr.sbin/cosd
Build date: 2011-05-14 01:11:44 UTC
Stack trace:
#0 0x8885d183 in select () from /usr/lib/libc.so.6
#0 0x8885d183 in select () from /usr/lib/libc.so.6
#1 0x887d4a45 in pselect () from /usr/lib/libc.so.6
#2 0x88774719 in pselect () from /usr/lib/libthr.so.2
#3 0x885de5db in __evGetNext () from /usr/lib/libisc.so.2
#4 0x885deb0f in __evMainLoop () from /usr/lib/libisc.so.2
#5 0x081125b2 in cosd_loop ()
#6 0x0812e19a in main ()

```

```

show system user@switch> show system core-dumps component BBAK8891 display-order alphanumeric-sort
core-dumps repository core
component serial Repository scope: shared
number display-order Repository head: /pbdata/export
alphanumeric-sort Repository name: core
repository core List of core dumps for component BBAK8891
(QFabric Switches) Repository location: /pbdata/export/rdumps/BBAK8891
Filename Date Size
eswd.core.0.1361.11172011214257.gz Nov 17 21:43:10 2011 4779553
eswd.core.1.80267.11172011214514.gz Nov 17 21:45:19 2011 3541648
eswd.core.2.80682.11172011214535.gz Nov 17 21:45:43 2011 2156683
vccpd.core.0.1195.11182011151131.gz Nov 18 15:11:35 2011 375617
Number of core dumps in repository:4

```

```

show system user@switch> show system core-dumps display-period 24h
core-dumps show system core-dumps display-period 24h
display-period Repository scope: shared
(QFabric Switches) Repository head: /pbdata/export
List of core dumps at repository: /pbdata/export/rdumps
Delta timespec: Last 24h
Component: BBAK8273
Filename Size Date
vccpd.core.0.1195.11182011151131.gz Nov 18 15:11:35 2011 375794
Component: cedb7b0e-0025-11e1-9a5f-00e081c52990
Filename Size Date

```

vccpd.core.0.1461.11182011151131.gz	Nov 18 15:11:31 2011	120951
Component: ee19c4f8-0025-11e1-aef6-00e081c52990		
Filename	Size	Date
vccpd.core.0.1462.11182011151131.gz	Nov 18 15:11:31 2011	109420
Component: BBAK8281		
Filename	Size	Date
vccpd.core.0.1196.11182011151131.gz	Nov 18 15:11:36 2011	375373
Component: BBAK8891		
Filename	Size	Date
vccpd.core.0.1195.11182011151131.gz	Nov 18 15:11:35 2011	375617
Component: BBAK8276		
Filename	Size	Date
vccpd.core.0.1196.11182011151131.gz	Nov 18 15:11:35 2011	375350
Component: BBAK8868		
Filename	Size	Date
vccpd.core.0.1196.11182011151130.gz	Nov 18 15:11:34 2011	376211
Component: BBAK8835		
Filename	Size	Date
vccpd.core.0.1195.11182011151130.gz	Nov 18 15:11:35 2011	375700
Component: BBAK8283		
Filename	Size	Date
vccpd.core.0.1195.11182011151131.gz	Nov 18 15:11:36 2011	368298
Component: YW3781/YW3781		
Filename	Size	Date
vccpd.core.0.1220.11182011151131.gz	Nov 18 15:11:38 2011	380002
Component: 09726be2-0026-11e1-82d9-00e081c52990		
Filename	Size	Date
vccpd.core.0.1461.11182011151130.gz	Nov 18 15:11:31 2011	119965
Component: BBAK8309		
Filename	Size	Date
vccpd.core.0.1196.11182011151131.gz	Nov 18 15:11:36 2011	378930
Component: 303d476a-0026-11e1-abf4-00e081c52990		
Filename	Size	Date
vccpd.core.0.1460.11182011151131.gz	Nov 18 15:11:31 2011	118385
Component: YW3798/YW3798		
Filename	Size	Date
vccpd.core.0.1219.11182011151131.gz	Nov 18 15:11:36 2011	380455
List of log dumps at repository: /pbdata/export/rlogs		
Delta timespec: Last 24h		
Component: BBAK8273		
Filename	Size	Date
vccpd.tarball.0.1195.11182011151138.tgz	Nov 18 15:11:39 2011	20415
Component: cedb7b0e-0025-11e1-9a5f-00e081c52990		
Filename	Size	Date
vccpd.tarball.0.1461.11182011151131.tgz	Nov 18 15:11:33 2011	19651
Component: ee19c4f8-0025-11e1-aef6-00e081c52990		
Filename	Size	Date

vccpd.tarball.0.1462.11182011151133.tgz	Nov 18 15:11:36 2011	24650
Component: BBAK8281		
Filename	Size	Date
vccpd.tarball.0.1196.11182011151137.tgz	Nov 18 15:11:41 2011	19445
Component: BBAK8891		
Filename	Size	Date
vccpd.tarball.0.1195.11182011151138.tgz	Nov 18 15:11:41 2011	21916
Component: BBAK8276		
Filename	Size	Date
vccpd.tarball.0.1196.11182011151137.tgz	Nov 18 15:11:39 2011	20461
Component: BBAK8868		
Filename	Size	Date
vccpd.tarball.0.1196.11182011151137.tgz	Nov 18 15:11:41 2011	21924
Component: BBAK8835		
Filename	Size	Date
vccpd.tarball.0.1195.11182011151137.tgz	Nov 18 15:11:39 2011	19424
Component: BBAK8283		
Filename	Size	Date
vccpd.tarball.0.1195.11182011151138.tgz	Nov 18 15:11:42 2011	31186
Component: YW3781/YW3781		
Filename	Size	Date
vccpd.tarball.0.1220.11182011151141.tgz	Nov 18 15:11:45 2011	27565
Component: 09726be2-0026-11e1-82d9-00e081c52990		
Filename	Size	Date
vccpd.tarball.0.1461.11182011151130.tgz	Nov 18 15:11:34 2011	19613
Component: BBAK8309		
Filename	Size	Date
vccpd.tarball.0.1196.11182011151138.tgz	Nov 18 15:11:46 2011	50362
Component: 303d476a-0026-11e1-abf4-00e081c52990		
Filename	Size	Date
vccpd.tarball.0.1460.11182011151133.tgz	Nov 18 15:11:33 2011	19360
Component: YW3798/YW3798		
Filename	Size	Date
vccpd.tarball.0.1219.11182011151140.tgz	Nov 18 15:11:49 2011	24473

```

show system user@switch> show system core-dumps kernel-crashinfo component A0001/YA0197
core-dumps Node: A0001/YA0197
kernel-crashinfo Information about previous kernel crash:
component serial -- Kernel panic data --
number (QFabric Panic string: kdb_sysctl_panic
Switches) System uptime: 3 day 20 hr 59 min 40 sec Kernel crash time: 2011-11-15 Wed 15:25:17
Kernel build linkstamp: JUNOS 11.3I #0: 2011-11-10 20:42:27 UTC

-- Stacktrace of panicing context --
Processor 1 (crash monarch):
savectx+0x0 (c9552800,80214efc,802a7fbc,c88ad05c) ra 801b93a8 sz 0

```

```

kdm_kcore_save_crashinfo+0x254 (c9552800,0,802a7fbc,c88ad05c) ra 801b9f44 sz 784
kdm_kcore_kern_panic_event_handler+0x4b0 (c9552800,0,802a7fbc,c88ad05c) ra
8022a9b8 sz 88
panic+0x1d0 (c9552800,0,4,77fed534) ra 802540c0 sz 56
kdb_sysctl_panic+0x70 (c9552800,0,4,77fed534) ra 80237e58 sz 40 sysctl_root+0x12c
(c9552800,0,4,e8bc5cf8) ra 80238e50 sz 48
userland_sysctl+0x164 (c9552800,0,4,e8bc5cf8) ra 8023956c sz 104
__sysctl+0xe4 (c9552800,0,4,e8bc5cf8) ra 806d62e8 sz 160
trap+0xe1c (c9552800,0,4,e8bc5cf8) ra 80896e68 sz 128
MipsUserGenException+0x1a4 (c9552800,0,4,405cd12c) ra 0 sz 0
pid 82340, process: sysctl

```

Processor 0:

```

restoreintr+0x14 (1,81bca820,3,0) ra 806cdc3c sz 0
spinlock_exit+0x30 (1,81bca820,3,0) ra 8025d354 sz 24
sleepq_release+0x64 (1,81bca820,3,0) ra 8025e670 sz 24
sleepq_timeout+0x224 (1,81bca820,3,0) ra 80240294 sz 48
softclock+0x434 (1,81bca820,3,0) ra 802067f8 sz 80
ithread_loop+0x244 (1,81bca820,3,0) ra 80200e28 sz 64 fork_exit+0xc0
(1,81bca820,3,0) ra 80897c28 sz 48
MipsNMIException+0x34 (1,81bca820,3,0) ra 0 sz 0
pid 82340, process: sysctl

```

Processor 2:

```

cpu_idle+0x20 (80960000,51bbc,2031df,81bca1b8) ra 80204948 sz 24 idle_proc+0x130
(80960000,51bbc,2031df,81bca1b8) ra 80200e28 sz 56 fork_exit+0xc0
(80960000,51bbc,2031df,81bca1b8) ra 80897c28 sz 48
MipsNMIException+0x34 (80960000,51bbc,2031df,81bca1b8) ra 0 sz 0
pid 82340, process: sysctl

```

Processor 3:

```

cpu_idle+0x20 (80960000,51bbc,2038df,81bca300) ra 80204948 sz 24 idle_proc+0x130
(80960000,51bbc,2038df,81bca300) ra 80200e28 sz 56 fork_exit+0xc0
(80960000,51bbc,2038df,81bca300) ra 80897c28 sz 48
MipsNMIException+0x34 (80960000,51bbc,2038df,81bca300) ra 0 sz 0
pid 82340, process: sysctl

```

Processor 4:

```

cpu_idle+0x20 (80960000,51bbc,2037df,81bca448) ra 80204948 sz 24 idle_proc+0x130
(80960000,51bbc,2037df,81bca448) ra 80200e28 sz 56 fork_exit+0xc0
(80960000,51bbc,2037df,81bca448) ra 80897c28 sz 48
MipsNMIException+0x34 (80960000,51bbc,2037df,81bca448) ra 0 sz 0
pid 82340, process: sysctl

```

Processor 5:

```

restoreintr+0x14 (1,51bbc,203edf,81bca590) ra 806cdc3c sz 0
spinlock_exit+0x30 (1,51bbc,203edf,81bca590) ra 80204a34 sz 24 idle_proc+0x21c
(1,51bbc,203edf,81bca590) ra 80200e28 sz 56 fork_exit+0xc0
(1,51bbc,203edf,81bca590) ra 80897c28 sz 48
MipsNMIException+0x34 (1,51bbc,203edf,81bca590) ra 0 sz 0
pid 82340, process: sysctl

```

Processor 6:

```

cpu_idle+0x20 (80960000,51bbc,205cdf,81bca6d8) ra 80204948 sz 24 idle_proc+0x130
(80960000,51bbc,205cdf,81bca6d8) ra 80200e28 sz 56 fork_exit+0xc0
(80960000,51bbc,205cdf,81bca6d8) ra 80897c28 sz 48
MipsNMIException+0x34 (80960000,51bbc,205cdf,81bca6d8) ra 0 sz 0
pid 82340, process: sysctl

```

Processor 7:

```

lockmgr+0x5ac (c97e8484,c8dd9800,0,c8dd9800) ra 8c11c81c sz 48

```

```

sal_sem_take+0x134 (c97e8484,c8dd9800,0,c8dd9800) ra 8c351108 sz 56
_bcm_esw_linkscan_thread+0x45c (c97e8484,c8dd9800,0,c8dd9800) ra 8c11cdb4 sz 104
sal_thread_start_wrap+0x74 (c97e8484,c8dd9800,0,c8dd9800) ra 80200e28 sz 32
fork_exit+0xc0 (c97e8484,c8dd9800,0,c8dd9800) ra 80897c28 sz 48
MipsNMIException+0x34 (c97e8484,c8dd9800,0,c8dd9800) ra 0 sz 0
pid 82340, process: sysctl
-- End of stacktrace --

```

```

user@switch> show system core-dumps repository core
Repository scope: shared
Repository head: /pbdata/export
Repository name: core
List of nodes for core repository: /pbdata/export/rdumps/

```

Node Group	Node Identifier	Num	Model	Usage
DG-0	BCF7208D-E44F-E011-802F-4171BAAC781D	0	qfx3100	0M
FM-0	73747cd8-0710-11e1-b6a4-00e081c5297e	0	fx-jvre	0M
DRE-0	77116f18-0710-11e1-a2a0-00e081c5297e	0	fx-jvre	0M
NW-NG-0	BBAK0394	0	qfx3500	0M
NW-NG-0	cd78871a-0710-11e1-878e-00e081c5297e	0	fx-jvre	0M
NW-NG-0	d0afda1e-0710-11e1-a1d0-00e081c5297e	0	fx-jvre	0M
FC-0	d31ab7a6-0710-11e1-ad1b-00e081c5297e	0	fx-jvre	0M
FC-1	d4d0f254-0710-11e1-90c3-00e081c5297e	0	fx-jvre	0M
IC-WS001	WS001	0	-	-
IC-WS001	WS001/YW3803	0	qfxc08-3008	0M
IC-WS001	WS001/YN5999	0	qfxc08-3008	0M
node-device1	BBAK0372	0	qfx3500	0M
node-device1	EE3093	0	qfx3500	0M

Total usage of core repository: 0M of 70000M (0.0%)

```

user@switch> show system core-dumps repository log
Repository scope: shared
Repository head: /pbdata/export
Repository name: log
List of nodes for log repository: /pbdata/export/rlogs/

```

Node Group	Node Identifier	Num	Model	Usage
DG-0	BCF7208D-E44F-E011-802F-4171BAAC781D	0	qfx3100	0M
FM-0	73747cd8-0710-11e1-b6a4-00e081c5297e	1	fx-jvre	0M
DRE-0	77116f18-0710-11e1-a2a0-00e081c5297e	1	fx-jvre	0M
NW-NG-0	BBAK0394	1	qfx3500	0M
NW-NG-0	cd78871a-0710-11e1-878e-00e081c5297e	1	fx-jvre	0M
NW-NG-0	d0afda1e-0710-11e1-a1d0-00e081c5297e	3	fx-jvre	0M
FC-0	d31ab7a6-0710-11e1-ad1b-00e081c5297e	1	fx-jvre	0M
FC-1	d4d0f254-0710-11e1-90c3-00e081c5297e	1	fx-jvre	0M
IC-WS001	WS001	0	-	-
IC-WS001	WS001/YN5999	1	qfxc08-3008	0M
IC-WS001	WS001/YW3803	1	qfxc08-3008	0M
node-device1	BBAK0372	1	qfx3500	0M
node-device1	EE3093	1	qfx3500	0M

Total usage of log repository: 0M of 70000M (0.0%)

show system directory-usage

Syntax	show system directory-usage <depth <i>number</i> > <path>
Syntax (EX Series)	show system directory-usage <all-members> <depth <i>number</i> > <local> <member <i>member-id</i> > <path>
Syntax (TX Matrix Router)	show system directory-usage <all-chassis all-lcc lcc <i>number</i> scc> <depth <i>number</i> > <path>
Syntax (TX Matrix Plus Router)	show system directory-usage <all-chassis all-lcc lcc <i>number</i> sfc <i>number</i> > <depth <i>number</i> > <path>
Syntax (MX Series Router)	show system directory-usage <all-members> <depth <i>number</i> > <local> <member <i>member-id</i> > <path>
Syntax (QFX Series)	show system directory-usage <depth <i>number</i> > <path> <infrastructure <i>name</i> > <interconnect-device <i>name</i> > <node-group <i>name</i> >
Release Information	Command introduced before Junos OS Release 7.4. Command introduced in Junos OS Release 9.0 for EX Series switches. sfc option introduced for the TX Matrix Plus router in Junos OS Release 9.6. Command introduced in Junos OS Release 11.1 for the QFX Series.
Description	Display directory usage information.
Options	none —Display all directory usage information. all-chassis —(TX Matrix and TX Matrix Plus routers only) (Optional) Display directory usage information about all the T640 routers (in a routing matrix based on a TX Matrix router) or T1600 routers (in a routing matrix based on a TX Matrix Plus router) in the chassis.

all-lcc—(TX Matrix and TX Matrix Plus routers only) (Optional) On a TX Matrix router, display directory information for all T640 routers (or line-card chassis) connected to the TX Matrix router. On a TX Matrix Plus router, display directory information for all T1600 routers (or line-card chassis) connected to the TX Matrix Plus router.

all-members—(EX4200 switches and MX Series routers only) (Optional) Display directory information for all members of the Virtual Chassis configuration.

depth *number*—(Optional) Depth of the directory to traverse. This option is useful when you want to limit the output shown for a large file system.

infrastructure *name*— (QFabric switches only) (Optional) Display directory information for the fabric control Routing Engines and fabric manager Routing Engines.

interconnect-device *name*— (QFabric switches only) (Optional) Display directory information for the Interconnect device.

node-group *name*— (QFabric switches only) (Optional) Display directory information for the Node group.

lcc *number*—(TX Matrix and TX Matrix Plus routers only) (Optional) On a TX Matrix router, display directory information for a specific T640 router that is connected to the TX Matrix router. On a TX Matrix Plus router, display directory information for a specific T1600 router that is connected to the TX Matrix Plus router. Replace ***number*** with a value from 0 through 3.

local—(EX4200 switches and MX Series routers only) (Optional) Display directory information for the local Virtual Chassis member.

member *member-id*—(EX4200 switches and MX Series routers only) (Optional) Display directory information for the specified member of the Virtual Chassis configuration. For EX4200 switches, replace ***member-id*** with a value from 0 through 9. For an MX Series Virtual Chassis, replace ***member-id*** with a value of 0 or 1.

path—(Optional) Path or root directory to traverse.

scc—(TX Matrix router only) (Optional) Display directory information for the TX Matrix router (or switch-card chassis).

sfc *number*—(TX Matrix Plus router only) (Optional) Display directory information for the TX Matrix Plus router (or switch-fabric chassis). Replace ***number*** with 0.

Required Privilege Level view

List of Sample Output [show system directory-usage scc \(TX Matrix Router\) on page 1083](#)
[show system directory-usage sfc \(TX Matrix Plus Router\) on page 1083](#)
[show system directory-usage \(QFX3500 Switch\) on page 1083](#)

Output Fields [Table 155 on page 1082](#) describes the output fields for the **show system directory-usage** command. Output fields are listed in the approximate order in which they appear.

Table 155: show system directory-usage Output Fields

Field Name	Field Description
<i>bytes</i>	Number of bytes used by files in a directory.
<i>directory-name</i>	Name of the directory.

Sample Output

```

show system user@host> show system directory-usage /var/tmp scc
directory-usage scc /var/tmp
(TX Matrix Router) 1.0K /var/tmp/vi.recover
2.0K /var/tmp/instmp.tPMk8u
1.0K /var/tmp/install
/var/tmp/instmp.GUMpur
4.8M /var/tmp/instmp.GUMpur/packages
6.4M /var/tmp/troy1
297M /var/tmp/dsw
/var/tmp/pkg_tmp.2073
83K /var/tmp/pkg_tmp.2073/bin
/var/tmp/instmp.oMIDb1
89K /var/tmp/instmp.oMIDb1/bin
/var/tmp/instmp.byhMjR
4.6M /var/tmp/instmp.byhMjR/packages
/var/tmp/instmp.6fqHF3
1.7M /var/tmp/instmp.6fqHF3/packages
/var/tmp/instmp.mljECe
4.6M /var/tmp/instmp.mljECe/packages

```

```

show system user@switch> show system directory-usage /var/tmp sfc 0
directory-usage sfc sfc0-re0:
(TX Matrix Plus -----
Router) /var/tmp
46K /var/tmp/gres-tp
/var/tmp/sec-download
2.0K /var/tmp/sec-download/sub-download
2.0K /var/tmp/vi.recover
2.0K /var/tmp/install
795M /var/tmp/cores
766K /var/tmp/pr440594

```

```

show system user@switch> show system directory-usage
directory-usage /var/tmp
(QFX3500 Switch) 30K /var/tmp/gres-tp
2.0K /var/tmp/rtsdb
2.0K /var/tmp/vi.recover
2.0K /var/tmp/install
2.0K /var/tmp/pics

```

show system firmware

Syntax	show system firmware <compatibility>
Release Information	Command introduced in Junos OS Release 7.4. Command introduced in Junos OS Release 9.4 for EX Series switches.
Description	(J Series routers and EX8200 switches only) Display firmware information.
Options	compatibility —(Optional) Display firmware compatibility information.
Required Privilege Level	view
List of Sample Output	show system firmware on page 1084 show system firmware compatibility on page 1084
Output Fields	Table 156 on page 1084 lists the output fields for the show system firmware command. Output fields are listed in the approximate order in which they appear.

Table 156: show system firmware Output Fields

Field Name	Field Description
Part	Physical part on the router or switch affected by the firmware.
Type	Type of firmware on the router or switch.
Tag	Location of the firmware on the interface.
Current version	Firmware version on the affected router or switch parts.
Available version	New versions of firmware for upgrading or downgrading.
Status	Firmware condition on the router or switch.
Action	Whether you can upgrade or downgrade, or if no action is available (none).

Sample Output

show system firmware	user@host> show system firmware					
	Part	Type	Tag	Current version	Available version	Status
	FPC 0	ROM Monitor	0	0	6.4.10	OK
	Routing Engine 0	RE BIOS	0	0		OK
show system firmware compatibility	user@host> show system firmware compatibility					
	Part	Type	Tag	Current version	Available version	Action

FPC 0	ROM Monitor 0	0	6.4.10	None
Routing Engine 0	RE BIOS	0	0	None

show system license

Syntax	show system license <installed keys usage>
Release Information	Command introduced before Junos OS Release 7.4. Command introduced in Junos OS Release 9.0 for EX Series switches. Command introduced in Junos OS Release 11.1 for the QFX Series.
Description	Display licenses and information about how they are used.
Options	<p>none—Display all license information.</p> <p>installed—(Optional) Display installed licenses only.</p> <p>keys—(Optional) Display a list of license keys. Use this information to verify that each expected license key is present.</p> <p>usage—(Optional) Display the state of licensed features.</p>
Required Privilege Level	maintenance
List of Sample Output	show system license on page 1087 show system license installed on page 1087 show system license keys on page 1088 show system license usage on page 1088
Output Fields	Table 157 on page 1086 lists the output fields for the show system license command. Output fields are listed in the approximate order in which they appear.

Table 157: show system license Output Fields

Field Name	Field Description
Feature name	Name assigned to the configured feature. You use this information to verify that all the features for which you installed licenses are present.
Licenses used	<p>Number of licenses used by a router or switch. You use this information to verify that the number of licenses used matches the number configured. If a licensed feature is configured, the feature is considered used.</p> <p>NOTE: In Junos OS Release 10.1 and later, the Licenses used column displays the actual usage count based on the number of active sessions or connections as reported by the corresponding feature daemons. This is applicable for scalable license-based features such as Subscriber Access (scale-subscriber), L2TP (scale-l2tp), Mobile IP (scale-mobile-ip), and so on.</p>

Table 157: show system license Output Fields (*continued*)

Field Name	Field Description
Licenses installed	Information about the installed license key: <ul style="list-style-type: none"> License identifier—Identifier associated with a license key. State—State of the license key:valid or invalid. An invalid state indicates that the key was entered incorrectly or is not valid for the specific device. License version—Version of a license. The version indicates how the license is validated, the type of signature, and the signer of the license key. Valid for device—Device that can use a license key. Group defined—Group membership of a device. Features—Feature associated with a license, such as data link switching (DLSw).
Licenses needed	Number of licenses required for features being used but not yet properly licensed.
Expiry	Amount of time left within the grace period before a license is required for a feature being used.

Sample Output

```

show system license  user@host> show system license

License usage:

Feature name           Licenses  Licenses  Licenses  Expiry
                        used      installed needed
subscriber-accounting    2          2         0  permanent
subscriber-authentication 1          2         0  permanent
subscriber-address-assignment 2          2         0  permanent
subscriber-vlan          2          2         0  permanent
subscriber-ip             0          2         0  permanent
scale-subscriber         2          3         0  permanent
scale-l2tp                4          5         0  permanent
scale-mobile-ip          1          2         0  permanent

Licenses installed:
License identifier: XXXXXXXXXX
License version: 2
Features:
subscriber-accounting - Per Subscriber Radius Accounting
permanent
subscriber-authentication - Per Subscriber Radius Authentication
permanent
subscriber-address-assignment - Radius/SRC Address Pool Assignment
permanent
subscriber-vlan - Dynamic Auto-sensed Vlan
permanent
subscriber-ip - Dynamic and Static IP
permanent

show system license installed  user@host> show system license installed
installed                      License identifier: XXXXXXXXXX
                              License version: 2
                              Features:
subscriber-accounting - Per Subscriber Radius Accounting
permanent
subscriber-authentication - Per Subscriber Radius Authentication

```

```
permanent
subscriber-address-assignment - Radius/SRC Address Pool Assignment
permanent
subscriber-vlan - Dynamic Auto-sensed Vlan
permanent
subscriber-ip - Dynamic and Static IP
permanent
```

```
show system license keys user@host> show system license keys
XXXXXXXXXX XXXXXX XXXXXX XXXXXX XXXXXX XXXXXX XXXXXX
XXXXXXXX XXXXXX XXXXXX XXXXXX XXXXXX XXXXXX
XXXXXXXX XXXXXX XXX
```

```
show system license usage user@host> show system license usage
License usage:
```

Feature name	Licenses used	Licenses installed	Licenses needed	Expiry
subscriber-accounting	2	2	0	permanent
subscriber-authentication	1	2	0	permanent
subscriber-address-assignment	2	2	0	permanent
subscriber-vlan	2	2	0	permanent
subscriber-ip	0	2	0	permanent
scale-subscriber	2	3	0	permanent
scale-l2tp	4	5	0	permanent
scale-mobile-ip	1	2	0	permanent

show system memory

Syntax	show system memory
Syntax (EX Series Switches)	show system memory <all-members> <local> <member <i>member-id</i> >
Syntax (MX Series Routers)	show system memory <all-members> <local> <member <i>member-id</i> >
Syntax (TX Matrix Routers)	show system memory <all-chassis all-lcc lcc <i>number</i> scc>
Syntax (TX Matrix Plus Routers)	show system memory <all-chassis all-lcc lcc <i>number</i> sfc <i>number</i> >
Syntax (QFX Series)	show system memory <infrastructure <i>name</i> > <interconnect-device <i>name</i> > <node-group <i>name</i> >
Release Information	Command introduced in Junos OS Release 12.1.
Description	Display system-wide memory distribution and usage including the Junos OS kernel, software processes, and memory disks. Use the show system memory command for troubleshooting with Juniper Networks Customer Support.
Options	<p>none—Display the Junos OS system memory distribution and usage information.</p> <p>all-chassis—(TX Matrix and TX Matrix Plus routers only) (Optional) Display system memory distribution and usage information for all chassis.</p> <p>all-lcc—(TX Matrix and TX Matrix Plus routers only) (Optional) On a TX Matrix router, display system memory distribution and usage information for all T640 routers (or line-card chassis) connected to the TX Matrix router. On a TX Matrix Plus router, display the system memory distribution and usage information for all T1600 routers (or line-card chassis) connected to the TX Matrix Plus router.</p> <p>all-members—(EX4200 switches and MX Series routers only) (Optional) Display system memory distribution and usage information for all members of the Virtual Chassis configuration.</p> <p>infrastructure <i>name</i>—(QFabric switches only) (Optional) Display system memory distribution and usage information for the fabric control Routing Engine and fabric manager Routing Engine.</p>

interconnect-device *name*—(QFabric switches only) (Optional) Display system memory distribution and usage information for the Interconnect device.

lcc *number*—(TX Matrix and TX Matrix Plus routers only) (Optional) On a TX Matrix router, display system memory distribution and usage information for a specific T640 router that is connected to the TX Matrix router. On a TX Matrix Plus router, display system memory distribution and usage information for a specific T1600 router that is connected to the TX Matrix Plus router. Replace ***number*** with a value from **0** through **3**.

local—(EX4200 switches and MX Series routers only) (Optional) Display system memory distribution and usage information for the local Virtual Chassis member.

member *member-id*—(EX4200 switches and MX Series routers only) (Optional) Display system memory distribution and usage information for the specified member of the Virtual Chassis configuration. For EX4200 switches, replace ***member-id*** with a value from **0** through **9**. For an MX Series Virtual Chassis, replace ***member-id*** with a value of **0** or **1**.

node-group *name*—(QFabric switches only) (Optional) Display system memory distribution and usage information for the Node group.

scc—(TX Matrix routers only) (Optional) Display system memory distribution and usage information for the TX Matrix router (or switch-card chassis).

sfc *number*—(TX Matrix Plus routers only) (Optional) Display system memory distribution and usage information for the TX Matrix Plus router (or switch-fabric chassis). Replace ***number*** with **0**.

Additional Information By default, when you issue the **show system memory** command on a TX Matrix or TX Matrix Plus master Routing Engine, the command is broadcast to all the T640 (in a routing matrix based on a TX Matrix router) or T1600 (in a routing matrix based on a TX Matrix Plus router) master Routing Engines connected to it. Likewise, if you issue the same command on the TX Matrix or TX Matrix Plus backup Routing Engine, the command is broadcast to all the T640 (in a routing matrix based on a TX Matrix router) or T1600 (in a routing matrix based on a TX Matrix Plus router) backup Routing Engines that are connected to it.

Required Privilege Level view

List of Sample Output [show system memory on page 1091](#)
[show system memory scc \(TX Matrix Routers\) on page 1092](#)
[show system memory sfc \(TX Matrix Plus Routers\) on page 1093](#)
[show system memory | display xml on page 1093](#)
[show system memory | display xml \(QFX Series\) on page 1113](#)

Output Fields [Table 158 on page 1091](#) lists the output fields for the **show system memory** command. Output fields are listed in the approximate order in which they appear.

Table 158: show system memory Output Fields

Field Name	Field Description
System memory usage distribution	<p>Amount of memory used by the system, represented in kilobytes and as a percentage of the total memory.</p> <ul style="list-style-type: none"> Total memory—Actual memory available to the system at the time of system initialization. Reserved memory—Amount of total memory reserved for the system at the time of system initialization, but not managed by virtual memory sub-system. Wired memory—Amount of total memory wired in the system that never paged out. Active memory—Amount of total memory actively in use. Inactive—Amount of total memory in use, but not referenced recently. Cache—Amount of total memory almost available for allocation. Free—Amount of total memory available for allocation.
Memory disk resident memory	Memory used by the memory disks, but not accounted for in the kernel map. For example, swap-based memory disk.
VM-Kbytes	Virtual memory used as per all virtual mappings in the kernel or process map and percentage thereof based on maximum addressable virtual memory as per any kernel, system, architecture, or resource limits.
Resident	Real memory used as per actual resident pages of all mappings in the kernel or process map and percentage thereof based on the total real memory available in the system.
Map-name	Name of the map.
PID	Process ID.
Process-name	Name of the process.

Sample Output

```

show system memory user@host> show system memory
System memory usage distribution:
    Total memory: 1035552 Kbytes (100%)
    Reserved memory: 18684 Kbytes ( 1%)
    Wired memory: 526072 Kbytes ( 50%)
    Active memory: 154792 Kbytes ( 14%)
    Inactive memory: 64664 Kbytes ( 6%)
    Cache memory: 69840 Kbytes ( 6%)
    Free memory: 200688 Kbytes ( 19%)
Memory disk resident memory: 19016 Kbytes
VM-Kbytes( % ) Resident( % ) Map-name
570580(54.36) 92704(08.95) kernel
Pid VM-Kbytes( % ) Resident( % ) Process-name
1451 4756(00.15) 1000(00.09) /sbin/pmap
1411 727012(23.14) 18008(01.73) mgd: (mgd) (root)/dev/ttyd0
---(more)---
```

```

show system memory user@host> show system memory scc
scc (TX Matrix scc-re0:
Routers) -----
System memory usage distribution:
  Total memory: 3657172 Kbytes (100%)
  Reserved memory: 64848 Kbytes ( 1%)
  Wired memory: 95432 Kbytes ( 2%)
  Active memory: 225940 Kbytes ( 6%)
  Inactive memory: 70664 Kbytes ( 1%)
  Cache memory: 833104 Kbytes (22%)
  Free memory: 2366344 Kbytes ( 64%)
Memory disk resident memory: 72488 Kbytes
VM-Kbytes( % ) Resident( % ) Map-name
980928(93.45) 180732(00.00) kernel
Pid VM-Kbytes( % ) Resident( % ) Process-name
29709 4776(00.15) 1132(00.00) /sbin/pmap
29707 727220(23.14) 20552(00.00) mgd: (mgd) (root)
29520 727248(23.14) 20832(00.00) mgd: (mgd) (regress)/dev/tty0
29519 18148(00.57) 12616(00.00) cli
29509 3824(00.12) 2552(00.00) -csh
29498 2104(00.06) 1684(00.00) login [pam]
29497 1960(00.06) 1364(00.00) telnetd
1546 772688(24.59) 7412(00.00) /usr/sbin/mib2d
1525 729752(23.22) 3688(00.00) /usr/sbin/smid
1524 721116(22.95) 2404(00.00) /usr/sbin/relayd
1522 723448(23.02) 2336(00.00) /usr/sbin/stats-agentd
1521 721268(22.95) 2596(00.00) /usr/sbin/irsd
1520 733124(23.33) 6816(00.00) /usr/sbin/dfwd
1519 773156(24.61) 6176(00.00) /usr/sbin/pfed
1519 773156(24.61) 6176(00.00) /usr/sbin/pfed
1518 783036(24.92) 23364(00.00) /usr/sbin/snmpd
1517 728292(23.18) 5100(00.00) /sbin/dcd
1516 770780(24.53) 4916(00.00) /usr/sbin/smihelperd
1515 721136(22.95) 2460(00.00) /usr/sbin/mspd
1514 763520(24.30) 3932(00.00) /usr/sbin/pkid
1513 722756(23.00) 3044(00.00) /usr/sbin/sendd
1512 721232(22.95) 2308(00.00) /usr/sbin/mpiioamd
1511 725744(23.10) 4092(00.00) /usr/sbin/cfmd
1510 721412(22.96) 2732(00.00) /usr/sbin/lfmd
1509 721268(22.95) 2632(00.00) /usr/sbin/oamd
1508 768312(24.45) 5708(00.00) /usr/sbin/l2cpd
1507 775556(24.68) 8400(00.00) /usr/sbin/dfcd
1506 721508(22.96) 2800(00.00) /usr/sbin/pppd
1505 723452(23.02) 2916(00.00) /usr/sbin/rdd
1504 721196(22.95) 2544(00.00) /usr/sbin/fsad
1503 3288(00.10) 1532(00.00) /usr/sbin/rtsdpd
1502 721336(22.96) 2680(00.00) /usr/sbin/lmpd
1501 766528(24.39) 5128(00.00) /usr/sbin/cosd
1500 763380(24.29) 3988(00.00) /usr/sbin/rmopd
1499 762484(24.27) 3352(00.00) /usr/sbin/apspd
1498 767244(24.42) 4924(00.00) /usr/sbin/l2ald
1497 781340(24.87) 10268(00.00) /usr/sbin/rpd
1496 0(00.00) 0(00.00) peer proxy
1495 2348(00.07) 2240(00.00) /usr/sbin/xntpd
1484 0(00.00) 0(00.00) peer proxy
1466 1772(00.05) 1156(00.00) /usr/libexec/getty
---(more)---

```

```

show system memory user@host> show system-memory sfc 0
sfc0-re0:
-----
System memory usage distribution:
  Total memory: 3394000 Kbytes (100%)
  Reserved memory: 60216 Kbytes ( 1%)
  Wired memory: 85160 Kbytes ( 2%)
  Active memory: 264484 Kbytes ( 7%)
  Inactive memory: 72644 Kbytes ( 2%)
  Cache memory: 1203868 Kbytes (35%)
  Free memory: 1706752 Kbytes (50%)
Memory disk resident memory: 72564 Kbytes
VM-Kbytes( % ) Resident( % ) Map-name
980864(93.45) 171684(00.00) kernel
Pid VM-Kbytes( % ) Resident( % ) Process-name
16415 4808(00.15) 1164(00.00) /sbin/pmap
16413 727308(23.15) 20736(00.00) mgd: (mgd) (root)
16358 727336(23.15) 21036(00.00) mgd: (mgd) (regress)/dev/ttyt1
16357 18320(00.58) 12752(00.00) cli
16356 3832(00.12) 2592(00.00) -csh
16331 2104(00.06) 1684(00.00) login [pam]
16330 1960(00.06) 1388(00.00) telnetd
15396 1764(00.05) 1144(00.00) /usr/libexec/getty
13624 0(00.00) 0(00.00) peer proxy
8719 730052(23.23) 4120(00.00) /usr/sbin/bdbrepd
8621 0(00.00) 0(00.00) jsr_kkcm
7786 1596(00.05) 840(00.00) tail
7677 3988(00.12) 2668(00.00) -csh
7667 2116(00.06) 1612(00.00) login [pam]
7666 1956(00.06) 1368(00.00) telnetd
7455 736588(23.44) 30892(00.00) mgd: (mgd) (root)/dev/ttyd0
7454 18308(00.58) 12344(00.00) cli
7410 3936(00.12) 2688(00.00) -csh
1625 0(00.00) 0(00.00) peer proxy
1612 0(00.00) 0(00.00) peer proxy
1560 729840(23.23) 3804(00.00) /usr/sbin/smid
1559 723484(23.02) 2304(00.00) /usr/sbin/stats-agentd
1558 721144(22.95) 2352(00.00) /usr/sbin/relayd
1557 721320(22.96) 2716(00.00) /usr/sbin/irsd
1556 731768(23.29) 4896(00.00) /usr/sbin/smihelperd
1555 721904(22.97) 3228(00.00) /usr/sbin/mspd
1554 724504(23.06) 3864(00.00) /usr/sbin/pkid
1552 722788(23.00) 3044(00.00) /usr/sbin/sendd
1551 721256(22.95) 2244(00.00) /usr/sbin/mplsoamd
1550 725880(23.10) 4288(00.00) /usr/sbin/cfmd
1549 721532(22.96) 2728(00.00) /usr/sbin/lfmd
1548 721300(22.95) 2500(00.00) /usr/sbin/oamd
1547 729232(23.21) 5648(00.00) /usr/sbin/l2cpd
1546 736544(23.44) 8324(00.00) /usr/sbin/dfcd
1545 721552(22.96) 2820(00.00) /usr/sbin/pppd
1544 723500(23.02) 2948(00.00) /usr/sbin/rdd
1543 721260(22.95) 2688(00.00) /usr/sbin/fsad
1542 3312(00.10) 1520(00.00) /usr/sbin/rtsdpd
1536 721460(22.96) 2776(00.00) /usr/sbin/lmpd
1535 727792(23.16) 5576(00.00) /usr/sbin/cosd
1534 724468(23.06) 4020(00.00) /usr/sbin/rmopd
---(more)---

show system memory user@host> show system-memory | display xml
| display xml <rpc-reply xmlns:junos="http://xml.juniper.net/junos/12.1D0/junos">
<system-memory-information>

```

```

<system-memory-summary-information>
  <system-memory-total>3657172</system-memory-total>
  <system-memory-total-percent>100%</system-memory-total-percent>
  <system-memory-reserved> 64848</system-memory-reserved>
  <system-memory-reserved-percent> 1%</system-memory-reserved-percent>

  <system-memory-wired> 481988</system-memory-wired>
  <system-memory-wired-percent> 13%</system-memory-wired-percent>
  <system-memory-active>1329648</system-memory-active>
  <system-memory-active-percent> 36%</system-memory-active-percent>
  <system-memory-inactive> 444196</system-memory-inactive>
  <system-memory-inactive-percent> 12%</system-memory-inactive-percent>

  <system-memory-cache> 709908</system-memory-cache>
  <system-memory-cache-percent> 19%</system-memory-cache-percent>
  <system-memory-free> 625604</system-memory-free>
  <system-memory-free-percent> 17%</system-memory-free-percent>
</system-memory-summary-information>
<memory-disk-resident-information>
  <resident-memory> 104028</resident-memory>
</memory-disk-resident-information>
<pmap-terse-information
xmlns="http://xml.juniper.net/junos/12.1D0/junos-pmap">
  <pmap-terse-summary junos:style="pmap-map-terse-summary">
    <map-name>kernel</map-name>
    <size>985708</size>
    <size-percent>93.91</size-percent>
    <resident>565600</resident>
    <resident-percent>00.00</resident-percent>
  </pmap-terse-summary>
</pmap-terse-information>
<pmap-terse-information
xmlns="http://xml.juniper.net/junos/12.1D0/junos-pmap">
  <pmap-terse-summary junos:style="pmap-process-terse-summary">
    <pid>16688</pid>
    <process-name>/sbin/pmap</process-name>
    <size>4796</size>
    <size-percent>00.15</size-percent>
    <resident>1152</resident>
    <resident-percent>00.00</resident-percent>
  </pmap-terse-summary>
  <pmap-terse-summary junos:style="pmap-process-terse-summary">
    <pid>16636</pid>
    <process-name>mgd: (mgd) (regress)/dev/tty0</process-name>
    <size>727396</size>
    <size-percent>23.15</size-percent>
    <resident>21080</resident>
    <resident-percent>00.00</resident-percent>
  </pmap-terse-summary>
  <pmap-terse-summary junos:style="pmap-process-terse-summary">
    <pid>16635</pid>
    <process-name>cli</process-name>
    <size>18308</size>
    <size-percent>00.58</size-percent>
    <resident>12888</resident>
    <resident-percent>00.00</resident-percent>
  </pmap-terse-summary>
  <pmap-terse-summary junos:style="pmap-process-terse-summary">
    <pid>16621</pid>
    <process-name>-su</process-name>
    <size>4012</size>

```

```

        <size-percent>00.12</size-percent>
        <resident>2836</resident>
        <resident-percent>00.00</resident-percent>
    </pmap-terse-summary>
    <pmap-terse-summary junos:style="pmap-process-terse-summary">
        <pid>16620</pid>
        <process-name>su</process-name>
        <size>1932</size>
        <size-percent>00.06</size-percent>
        <resident>1328</resident>
        <resident-percent>00.00</resident-percent>
    </pmap-terse-summary>
    <pmap-terse-summary junos:style="pmap-process-terse-summary">
        <pid>16619</pid>
        <process-name>-csh</process-name>
        <size>3920</size>
        <size-percent>00.12</size-percent>
        <resident>2688</resident>
        <resident-percent>00.00</resident-percent>
    </pmap-terse-summary>
    <pmap-terse-summary junos:style="pmap-process-terse-summary">
        <pid>16618</pid>
        <process-name>login [pam]</process-name>
        <size>2104</size>
        <size-percent>00.06</size-percent>
        <resident>1684</resident>
        <resident-percent>00.00</resident-percent>
    </pmap-terse-summary>
    <pmap-terse-summary junos:style="pmap-process-terse-summary">
        <pid>16617</pid>
        <process-name>telnetd</process-name>
        <size>1960</size>
        <size-percent>00.06</size-percent>
        <resident>1388</resident>
        <resident-percent>00.00</resident-percent>
    </pmap-terse-summary>
    <pmap-terse-summary junos:style="pmap-process-terse-summary">
        <pid>15887</pid>
        <process-name>/usr/sbin/rpd</process-name>
        <size>1086396</size>
        <size-percent>34.58</size-percent>
        <resident>337424</resident>
        <resident-percent>00.00</resident-percent>
    </pmap-terse-summary>
    <pmap-terse-summary junos:style="pmap-process-terse-summary">
        <pid>1571</pid>
        <process-name>peer proxy</process-name>
        <size>0</size>
        <size-percent>00.00</size-percent>
        <resident>0</resident>
        <resident-percent>00.00</resident-percent>
    </pmap-terse-summary>
    <pmap-terse-summary junos:style="pmap-process-terse-summary">
        <pid>1567</pid>
        <process-name>peer proxy</process-name>
        <size>0</size>
        <size-percent>00.00</size-percent>
        <resident>0</resident>
        <resident-percent>00.00</resident-percent>
    </pmap-terse-summary>
    <pmap-terse-summary junos:style="pmap-process-terse-summary">

```

```
<pid>1566</pid>
<process-name>peer proxy</process-name>
<size>0</size>
<size-percent>00.00</size-percent>
<resident>0</resident>
<resident-percent>00.00</resident-percent>
</pmap-terse-summary>
<pmap-terse-summary junos:style="pmap-process-terse-summary">
  <pid>1565</pid>
  <process-name>peer proxy</process-name>
  <size>0</size>
  <size-percent>00.00</size-percent>
  <resident>0</resident>
  <resident-percent>00.00</resident-percent>
</pmap-terse-summary>
<pmap-terse-summary junos:style="pmap-process-terse-summary">
  <pid>1564</pid>
  <process-name>peer proxy</process-name>
  <size>0</size>
  <size-percent>00.00</size-percent>
  <resident>0</resident>
  <resident-percent>00.00</resident-percent>
</pmap-terse-summary>
<pmap-terse-summary junos:style="pmap-process-terse-summary">
  <pid>1563</pid>
  <process-name>peer proxy</process-name>
  <size>0</size>
  <size-percent>00.00</size-percent>
  <resident>0</resident>
  <resident-percent>00.00</resident-percent>
</pmap-terse-summary>
<pmap-terse-summary junos:style="pmap-process-terse-summary">
  <pid>1543</pid>
  <process-name>/usr/sbin/dfwd</process-name>
  <size>929844</size>
  <size-percent>29.59</size-percent>
  <resident>183884</resident>
  <resident-percent>00.00</resident-percent>
</pmap-terse-summary>
<pmap-terse-summary junos:style="pmap-process-terse-summary">
  <pid>1542</pid>
  <process-name>/usr/sbin/irsd</process-name>
  <size>721364</size>
  <size-percent>22.96</size-percent>
  <resident>2760</resident>
  <resident-percent>00.00</resident-percent>
</pmap-terse-summary>
<pmap-terse-summary junos:style="pmap-process-terse-summary">
  <pid>1541</pid>
  <process-name>/usr/sbin/smid</process-name>
  <size>742292</size>
  <size-percent>23.62</size-percent>
  <resident>5572</resident>
  <resident-percent>00.00</resident-percent>
</pmap-terse-summary>
<pmap-terse-summary junos:style="pmap-process-terse-summary">
  <pid>1540</pid>
  <process-name>/usr/sbin/relayd</process-name>
  <size>721228</size>
  <size-percent>22.95</size-percent>
  <resident>2484</resident>
```

```

        <resident-percent>00.00</resident-percent>
    </pmap-terse-summary>
    <pmap-terse-summary junos:style="pmap-process-terse-summary">
        <pid>1539</pid>
        <process-name>/usr/sbin/stats-agentd</process-name>
        <size>723484</size>
        <size-percent>23.02</size-percent>
        <resident>2316</resident>
        <resident-percent>00.00</resident-percent>
    </pmap-terse-summary>
    <pmap-terse-summary junos:style="pmap-process-terse-summary">
        <pid>1538</pid>
        <process-name>/usr/sbin/mib2d</process-name>
        <size>972596</size>
        <size-percent>30.95</size-percent>
        <resident>185108</resident>
        <resident-percent>00.00</resident-percent>
    </pmap-terse-summary>
    <pmap-terse-summary junos:style="pmap-process-terse-summary">
        <pid>1537</pid>
        <process-name>/usr/sbin/snmpd</process-name>
        <size>740164</size>
        <size-percent>23.55</size-percent>
        <resident>19620</resident>
        <resident-percent>00.00</resident-percent>
    </pmap-terse-summary>
    <pmap-terse-summary junos:style="pmap-process-terse-summary">
        <pid>1536</pid>
        <process-name>/sbin/dcd</process-name>
        <size>901156</size>
        <size-percent>28.68</size-percent>
        <resident>158284</resident>
        <resident-percent>00.00</resident-percent>
    </pmap-terse-summary>
    <pmap-terse-summary junos:style="pmap-process-terse-summary">
        <pid>1535</pid>
        <process-name>/usr/sbin/mcsnoopd</process-name>
        <size>753612</size>
        <size-percent>23.98</size-percent>
        <resident>33364</resident>
        <resident-percent>00.00</resident-percent>
    </pmap-terse-summary>
    <pmap-terse-summary junos:style="pmap-process-terse-summary">
        <pid>1534</pid>
        <process-name>/usr/sbin/smihelperd</process-name>
        <size>744208</size>
        <size-percent>23.68</size-percent>
        <resident>4864</resident>
        <resident-percent>00.00</resident-percent>
    </pmap-terse-summary>
    <pmap-terse-summary junos:style="pmap-process-terse-summary">
        <pid>1533</pid>
        <process-name>/usr/sbin/mspd</process-name>
        <size>721244</size>
        <size-percent>22.95</size-percent>
        <resident>2620</resident>
        <resident-percent>00.00</resident-percent>
    </pmap-terse-summary>
    <pmap-terse-summary junos:style="pmap-process-terse-summary">
        <pid>1532</pid>
        <process-name>/usr/sbin/pkid</process-name>

```

```

        <size>724580</size>
        <size-percent>23.06</size-percent>
        <resident>4004</resident>
        <resident-percent>00.00</resident-percent>
    </pmap-terse-summary>
    <pmap-terse-summary junos:style="pmap-process-terse-summary">
        <pid>1531</pid>
        <process-name>/usr/sbin/jddosd</process-name>
        <size>727212</size>
        <size-percent>23.14</size-percent>
        <resident>5472</resident>
        <resident-percent>00.00</resident-percent>
    </pmap-terse-summary>
    <pmap-terse-summary junos:style="pmap-process-terse-summary">
        <pid>1531</pid>
        <process-name>/usr/sbin/jddosd</process-name>
        <size>727212</size>
        <size-percent>23.14</size-percent>
        <resident>5472</resident>
        <resident-percent>00.00</resident-percent>
    </pmap-terse-summary>
    <pmap-terse-summary junos:style="pmap-process-terse-summary">
        <pid>1531</pid>
        <process-name>/usr/sbin/jddosd</process-name>
        <size>727212</size>
        <size-percent>23.14</size-percent>
        <resident>5472</resident>
        <resident-percent>00.00</resident-percent>
    </pmap-terse-summary>
    <pmap-terse-summary junos:style="pmap-process-terse-summary">
        <pid>1525</pid>
        <process-name>/usr/sbin/iccpd</process-name>
        <size>721036</size>
        <size-percent>22.95</size-percent>
        <resident>2256</resident>
        <resident-percent>00.00</resident-percent>
    </pmap-terse-summary>
    <pmap-terse-summary junos:style="pmap-process-terse-summary">
        <pid>1524</pid>
        <process-name>/usr/sbin/sendd</process-name>
        <size>722864</size>
        <size-percent>23.00</size-percent>
        <resident>3124</resident>
        <resident-percent>00.00</resident-percent>
    </pmap-terse-summary>
    <pmap-terse-summary junos:style="pmap-process-terse-summary">
        <pid>1523</pid>
        <process-name>/usr/sbin/mpi1soamd</process-name>
        <size>721344</size>
        <size-percent>22.96</size-percent>
        <resident>2396</resident>
        <resident-percent>00.00</resident-percent>
    </pmap-terse-summary>
    <pmap-terse-summary junos:style="pmap-process-terse-summary">
        <pid>1522</pid>
        <process-name>/usr/sbin/cfmd</process-name>
        <size>769612</size>
        <size-percent>24.49</size-percent>
        <resident>30644</resident>
        <resident-percent>00.00</resident-percent>
    </pmap-terse-summary>

```



```

<pmap-terse-summary junos:style="pmap-process-terse-summary">
  <pid>1521</pid>
  <process-name>/usr/sbin/lfmd</process-name>
  <size>721672</size>
  <size-percent>22.97</size-percent>
  <resident>3036</resident>
  <resident-percent>00.00</resident-percent>
</pmap-terse-summary>
<pmap-terse-summary junos:style="pmap-process-terse-summary">
  <pid>1520</pid>
  <process-name>/usr/sbin/oamd</process-name>
  <size>721376</size>
  <size-percent>22.96</size-percent>
  <resident>2740</resident>
  <resident-percent>00.00</resident-percent>
</pmap-terse-summary>
<pmap-terse-summary junos:style="pmap-process-terse-summary">
  <pid>1519</pid>
  <process-name>/usr/sbin/l2cpd</process-name>
  <size>739028</size>
  <size-percent>23.52</size-percent>
  <resident>15804</resident>
  <resident-percent>00.00</resident-percent>
</pmap-terse-summary>
<pmap-terse-summary junos:style="pmap-process-terse-summary">
  <pid>1518</pid>
  <process-name>/usr/sbin/dfcd</process-name>
  <size>748984</size>
  <size-percent>23.84</size-percent>
  <resident>8300</resident>
  <resident-percent>00.00</resident-percent>
</pmap-terse-summary>
<pmap-terse-summary junos:style="pmap-process-terse-summary">
  <pid>1517</pid>
  <process-name>/usr/sbin/pppd</process-name>
  <size>721612</size>
  <size-percent>22.96</size-percent>
  <resident>2908</resident>
  <resident-percent>00.00</resident-percent>
</pmap-terse-summary>
<pmap-terse-summary junos:style="pmap-process-terse-summary">
  <pid>1516</pid>
  <process-name>/usr/sbin/rdd</process-name>
  <size>723576</size>
  <size-percent>23.03</size-percent>
  <resident>3080</resident>
  <resident-percent>00.00</resident-percent>
</pmap-terse-summary>
<pmap-terse-summary junos:style="pmap-process-terse-summary">
  <pid>1515</pid>
  <process-name>/usr/sbin/fsad</process-name>
  <size>721304</size>
  <size-percent>22.95</size-percent>
  <resident>2704</resident>
  <resident-percent>00.00</resident-percent>
</pmap-terse-summary>
<pmap-terse-summary junos:style="pmap-process-terse-summary">
  <pid>1514</pid>
  <process-name>/usr/sbin/rtspd</process-name>
  <size>3312</size>
  <size-percent>00.10</size-percent>

```

```

        <resident>1520</resident>
        <resident-percent>00.00</resident-percent>
    </pmap-terse-summary>
    <pmap-terse-summary junos:style="pmap-process-terse-summary">
        <pid>1513</pid>
        <process-name>/usr/sbin/lmpd</process-name>
        <size>721540</size>
        <size-percent>22.96</size-percent>
        <resident>2936</resident>
        <resident-percent>00.00</resident-percent>
    </pmap-terse-summary>
    <pmap-terse-summary junos:style="pmap-process-terse-summary">
        <pid>1512</pid>
        <process-name>/usr/sbin/cosd</process-name>
        <size>848668</size>
        <size-percent>27.01</size-percent>
        <resident>107800</resident>
        <resident-percent>00.00</resident-percent>
    </pmap-terse-summary>
    <pmap-terse-summary junos:style="pmap-process-terse-summary">
        <pid>1511</pid>
        <process-name>/usr/sbin/rmopd</process-name>
        <size>737332</size>
        <size-percent>23.46</size-percent>
        <resident>17012</resident>
        <resident-percent>00.00</resident-percent>
    </pmap-terse-summary>
    <pmap-terse-summary junos:style="pmap-process-terse-summary">
        <pid>1510</pid>
        <process-name>/usr/sbin/sampled</process-name>
        <size>745864</size>
        <size-percent>23.74</size-percent>
        <resident>26328</resident>
        <resident-percent>00.00</resident-percent>
    </pmap-terse-summary>
    <pmap-terse-summary junos:style="pmap-process-terse-summary">
        <pid>1509</pid>
        <process-name>/usr/sbin/aprd</process-name>
        <size>723540</size>
        <size-percent>23.03</size-percent>
        <resident>3464</resident>
        <resident-percent>00.00</resident-percent>
    </pmap-terse-summary>
    <pmap-terse-summary junos:style="pmap-process-terse-summary">
        <pid>1508</pid>
        <process-name>/usr/sbin/l2ald</process-name>
        <size>770032</size>
        <size-percent>24.51</size-percent>
        <resident>48108</resident>
        <resident-percent>00.00</resident-percent>
    </pmap-terse-summary>
    <pmap-terse-summary junos:style="pmap-process-terse-summary">
        <pid>1506</pid>
        <process-name>/usr/sbin/xntpd</process-name>
        <size>2480</size>
        <size-percent>00.07</size-percent>
        <resident>2356</resident>
        <resident-percent>00.00</resident-percent>
    </pmap-terse-summary>
    <pmap-terse-summary junos:style="pmap-process-terse-summary">
        <pid>1498</pid>

```

```

    <process-name>/usr/sbin/pfed</process-name>
    <size>779232</size>
    <size-percent>24.80</size-percent>
    <resident>9688</resident>
    <resident-percent>00.00</resident-percent>
  </pmap-terse-summary>
  <pmap-terse-summary junos:style="pmap-process-terse-summary">
    <pid>1498</pid>
    <process-name>/usr/sbin/pfed</process-name>
    <size>779232</size>
    <size-percent>24.80</size-percent>
    <resident>9688</resident>
    <resident-percent>00.00</resident-percent>
  </pmap-terse-summary>
  <pmap-terse-summary junos:style="pmap-process-terse-summary">
    <pid>1487</pid>
    <process-name>/usr/sbin/license-check</process-name>
    <size>723156</size>
    <size-percent>23.01</size-percent>
    <resident>2924</resident>
    <resident-percent>00.00</resident-percent>
  </pmap-terse-summary>
  <pmap-terse-summary junos:style="pmap-process-terse-summary">
    <pid>1485</pid>
    <process-name>/usr/libexec/getty</process-name>
    <size>1764</size>
    <size-percent>00.05</size-percent>
    <resident>1132</resident>
    <resident-percent>00.00</resident-percent>
  </pmap-terse-summary>
  <pmap-terse-summary junos:style="pmap-process-terse-summary">
    <pid>1484</pid>
    <process-name>/usr/libexec/getty</process-name>
    <size>1764</size>
    <size-percent>00.05</size-percent>
    <resident>1132</resident>
    <resident-percent>00.00</resident-percent>
  </pmap-terse-summary>
  <pmap-terse-summary junos:style="pmap-process-terse-summary">
    <pid>1478</pid>
    <process-name>/usr/sbin/ifstraced</process-name>
    <size>720940</size>
    <size-percent>22.94</size-percent>
    <resident>2288</resident>
    <resident-percent>00.00</resident-percent>
  </pmap-terse-summary>
  <pmap-terse-summary junos:style="pmap-process-terse-summary">
    <pid>1477</pid>
    <process-name>/usr/sbin/idpd</process-name>
    <size>758364</size>
    <size-percent>24.13</size-percent>
    <resident>6088</resident>
    <resident-percent>00.00</resident-percent>
  </pmap-terse-summary>
  <pmap-terse-summary junos:style="pmap-process-terse-summary">
    <pid>1476</pid>
    <process-name>/usr/sbin/appidd</process-name>
    <size>726068</size>
    <size-percent>23.11</size-percent>
    <resident>4580</resident>
    <resident-percent>00.00</resident-percent>
  </pmap-terse-summary>

```

```
</pmap-terse-summary>
<pmap-terse-summary junos:style="pmap-process-terse-summary">
  <pid>1475</pid>
  <process-name>/usr/sbin/shm-rtssdbd</process-name>
  <size>843652</size>
  <size-percent>26.85</size-percent>
  <resident>56936</resident>
  <resident-percent>00.00</resident-percent>
</pmap-terse-summary>
<pmap-terse-summary junos:style="pmap-process-terse-summary">
  <pid>1471</pid>
  <process-name>/usr/sbin/clksyncd</process-name>
  <size>723972</size>
  <size-percent>23.04</size-percent>
  <resident>3624</resident>
  <resident-percent>00.00</resident-percent>
</pmap-terse-summary>
<pmap-terse-summary junos:style="pmap-process-terse-summary">
  <pid>1470</pid>
  <process-name>/usr/sbin/bfdd</process-name>
  <size>724252</size>
  <size-percent>23.05</size-percent>
  <resident>3900</resident>
  <resident-percent>00.00</resident-percent>
</pmap-terse-summary>
<pmap-terse-summary junos:style="pmap-process-terse-summary">
  <pid>1466</pid>
  <process-name>/usr/sbin/smardd</process-name>
  <size>1792</size>
  <size-percent>00.05</size-percent>
  <resident>1244</resident>
  <resident-percent>00.00</resident-percent>
</pmap-terse-summary>
<pmap-terse-summary junos:style="pmap-process-terse-summary">
  <pid>1465</pid>
  <process-name>/usr/sbin/ppmd</process-name>
  <size>731692</size>
  <size-percent>23.29</size-percent>
  <resident>12708</resident>
  <resident-percent>00.00</resident-percent>
</pmap-terse-summary>
<pmap-terse-summary junos:style="pmap-process-terse-summary">
  <pid>1462</pid>
  <process-name>/usr/sbin/tnp.sntpd</process-name>
  <size>1564</size>
  <size-percent>00.04</size-percent>
  <resident>796</resident>
  <resident-percent>00.00</resident-percent>
</pmap-terse-summary>
<pmap-terse-summary junos:style="pmap-process-terse-summary">
  <pid>1461</pid>
  <process-name>/usr/sbin/inetd</process-name>
  <size>3084</size>
  <size-percent>00.09</size-percent>
  <resident>1440</resident>
  <resident-percent>00.00</resident-percent>
</pmap-terse-summary>
<pmap-terse-summary junos:style="pmap-process-terse-summary">
  <pid>1457</pid>
  <process-name>/usr/sbin/mgd</process-name>
  <size>727352</size>
```

```

        <size-percent>23.15</size-percent>
        <resident>20300</resident>
        <resident-percent>00.00</resident-percent>
    </pmap-terse-summary>
    <pmap-terse-summary junos:style="pmap-process-terse-summary">
        <pid>1456</pid>
        <process-name>/usr/sbin/craftd</process-name>
        <size>722844</size>
        <size-percent>23.00</size-percent>
        <resident>2272</resident>
        <resident-percent>00.00</resident-percent>
    </pmap-terse-summary>
    <pmap-terse-summary junos:style="pmap-process-terse-summary">
        <pid>1455</pid>
        <process-name>/usr/sbin/alarmd</process-name>
        <size>723536</size>
        <size-percent>23.03</size-percent>
        <resident>2928</resident>
        <resident-percent>00.00</resident-percent>
    </pmap-terse-summary>
    <pmap-terse-summary junos:style="pmap-process-terse-summary">
        <pid>1454</pid>
        <process-name>/usr/sbin/chassisd</process-name>
        <size>836388</size>
        <size-percent>26.62</size-percent>
        <resident>17296</resident>
        <resident-percent>00.00</resident-percent>
    </pmap-terse-summary>
    <pmap-terse-summary junos:style="pmap-process-terse-summary">
        <pid>1454</pid>
        <process-name>/usr/sbin/chassisd</process-name>
        <size>836388</size>
        <size-percent>26.62</size-percent>
        <resident>17296</resident>
        <resident-percent>00.00</resident-percent>
    </pmap-terse-summary>
    <pmap-terse-summary junos:style="pmap-process-terse-summary">
        <pid>1452</pid>
        <process-name>/usr/sbin/tnetd</process-name>
        <size>1716</size>
        <size-percent>00.05</size-percent>
        <resident>1152</resident>
        <resident-percent>00.00</resident-percent>
    </pmap-terse-summary>
    <pmap-terse-summary junos:style="pmap-process-terse-summary">
        <pid>1451</pid>
        <process-name>/usr/libexec/bslockd</process-name>
        <size>1772</size>
        <size-percent>00.05</size-percent>
        <resident>1200</resident>
        <resident-percent>00.00</resident-percent>
    </pmap-terse-summary>
    <pmap-terse-summary junos:style="pmap-process-terse-summary">
        <pid>1450</pid>
        <process-name>/sbin/watchdog</process-name>
        <size>1560</size>
        <size-percent>00.04</size-percent>
        <resident>744</resident>
        <resident-percent>00.00</resident-percent>
    </pmap-terse-summary>
    <pmap-terse-summary junos:style="pmap-process-terse-summary">

```

```

    <pid>1279</pid>
    <process-name>/usr/sbin/cron</process-name>
    <size>1684</size>
    <size-percent>00.05</size-percent>
    <resident>1224</resident>
    <resident-percent>00.00</resident-percent>
  </pmap-terse-summary>
  <pmap-terse-summary junos:style="pmap-process-terse-summary">
    <pid>1274</pid>
    <process-name>kresrsv</process-name>
    <size>0</size>
    <size-percent>00.00</size-percent>
    <resident>0</resident>
    <resident-percent>00.00</resident-percent>
  </pmap-terse-summary>
  <pmap-terse-summary junos:style="pmap-process-terse-summary">
    <pid>1271</pid>
    <process-name>bcmLINK.0</process-name>
    <size>0</size>
    <size-percent>00.00</size-percent>
    <resident>0</resident>
    <resident-percent>00.00</resident-percent>
  </pmap-terse-summary>
  <pmap-terse-summary junos:style="pmap-process-terse-summary">
    <pid>1270</pid>
    <process-name>bcmXGS3AsyncTX</process-name>
    <size>0</size>
    <size-percent>00.00</size-percent>
    <resident>0</resident>
    <resident-percent>00.00</resident-percent>
  </pmap-terse-summary>
  <pmap-terse-summary junos:style="pmap-process-terse-summary">
    <pid>1269</pid>
    <process-name>bcmTX</process-name>
    <size>0</size>
    <size-percent>00.00</size-percent>
    <resident>0</resident>
    <resident-percent>00.00</resident-percent>
  </pmap-terse-summary>
  <pmap-terse-summary junos:style="pmap-process-terse-summary">
    <pid>1087</pid>
    <process-name>/usr/sbin/eventd</process-name>
    <size>721604</size>
    <size-percent>22.96</size-percent>
    <resident>2968</resident>
    <resident-percent>00.00</resident-percent>
  </pmap-terse-summary>
  <pmap-terse-summary junos:style="pmap-process-terse-summary">
    <pid>1068</pid>
    <process-name>/usr/sbin/usbd</process-name>
    <size>1656</size>
    <size-percent>00.05</size-percent>
    <resident>1016</resident>
    <resident-percent>00.00</resident-percent>
  </pmap-terse-summary>
  <pmap-terse-summary junos:style="pmap-process-terse-summary">
    <pid>247</pid>
    <process-name>md9</process-name>
    <size>0</size>
    <size-percent>00.00</size-percent>
    <resident>0</resident>

```

```

        <resident-percent>00.00</resident-percent>
    </pmap-terse-summary>
    <pmap-terse-summary junos:style="pmap-process-terse-summary">
        <pid>235</pid>
        <process-name>md8</process-name>
        <size>0</size>
        <size-percent>00.00</size-percent>
        <resident>0</resident>
        <resident-percent>00.00</resident-percent>
    </pmap-terse-summary>
    <pmap-terse-summary junos:style="pmap-process-terse-summary">
        <pid>195</pid>
        <process-name>md7</process-name>
        <size>0</size>
        <size-percent>00.00</size-percent>
        <resident>0</resident>
        <resident-percent>00.00</resident-percent>
    </pmap-terse-summary>
    <pmap-terse-summary junos:style="pmap-process-terse-summary">
        <pid>179</pid>
        <process-name>md6</process-name>
        <size>0</size>
        <size-percent>00.00</size-percent>
        <resident>0</resident>
        <resident-percent>00.00</resident-percent>
    </pmap-terse-summary>
    <pmap-terse-summary junos:style="pmap-process-terse-summary">
        <pid>159</pid>
        <process-name>md5</process-name>
        <size>0</size>
        <size-percent>00.00</size-percent>
        <resident>0</resident>
        <resident-percent>00.00</resident-percent>
    </pmap-terse-summary>
    <pmap-terse-summary junos:style="pmap-process-terse-summary">
        <pid>139</pid>
        <process-name>md4</process-name>
        <size>0</size>
        <size-percent>00.00</size-percent>
        <resident>0</resident>
        <resident-percent>00.00</resident-percent>
    </pmap-terse-summary>
    <pmap-terse-summary junos:style="pmap-process-terse-summary">
        <pid>119</pid>
        <process-name>md3</process-name>
        <size>0</size>
        <size-percent>00.00</size-percent>
        <resident>0</resident>
        <resident-percent>00.00</resident-percent>
    </pmap-terse-summary>
    <pmap-terse-summary junos:style="pmap-process-terse-summary">
        <pid>103</pid>
        <process-name>md2</process-name>
        <size>0</size>
        <size-percent>00.00</size-percent>
        <resident>0</resident>
        <resident-percent>00.00</resident-percent>
    </pmap-terse-summary>
    <pmap-terse-summary junos:style="pmap-process-terse-summary">
        <pid>83</pid>
        <process-name>md1</process-name>

```

```
<size>0</size>
<size-percent>00.00</size-percent>
<resident>0</resident>
<resident-percent>00.00</resident-percent>
</pmap-terse-summary>
<pmap-terse-summary junos:style="pmap-process-terse-summary">
  <pid>53</pid>
  <process-name>md0</process-name>
  <size>0</size>
  <size-percent>00.00</size-percent>
  <resident>0</resident>
  <resident-percent>00.00</resident-percent>
</pmap-terse-summary>
<pmap-terse-summary junos:style="pmap-process-terse-summary">
  <pid>52</pid>
  <process-name>schedcpu</process-name>
  <size>0</size>
  <size-percent>00.00</size-percent>
  <resident>0</resident>
  <resident-percent>00.00</resident-percent>
</pmap-terse-summary>
<pmap-terse-summary junos:style="pmap-process-terse-summary">
  <pid>51</pid>
  <process-name>nfsiod 3</process-name>
  <size>0</size>
  <size-percent>00.00</size-percent>
  <resident>0</resident>
  <resident-percent>00.00</resident-percent>
</pmap-terse-summary>
<pmap-terse-summary junos:style="pmap-process-terse-summary">
  <pid>50</pid>
  <process-name>nfsiod 2</process-name>
  <size>0</size>
  <size-percent>00.00</size-percent>
  <resident>0</resident>
  <resident-percent>00.00</resident-percent>
</pmap-terse-summary>
<pmap-terse-summary junos:style="pmap-process-terse-summary">
  <pid>49</pid>
  <process-name>nfsiod 1</process-name>
  <size>0</size>
  <size-percent>00.00</size-percent>
  <resident>0</resident>
  <resident-percent>00.00</resident-percent>
</pmap-terse-summary>
<pmap-terse-summary junos:style="pmap-process-terse-summary">
  <pid>48</pid>
  <process-name>nfsiod 0</process-name>
  <size>0</size>
  <size-percent>00.00</size-percent>
  <resident>0</resident>
  <resident-percent>00.00</resident-percent>
</pmap-terse-summary>
<pmap-terse-summary junos:style="pmap-process-terse-summary">
  <pid>47</pid>
  <process-name>ddostasks</process-name>
  <size>0</size>
  <size-percent>00.00</size-percent>
  <resident>0</resident>
  <resident-percent>00.00</resident-percent>
</pmap-terse-summary>
```



```

<pmap-terse-summary junos:style="pmap-process-terse-summary">
  <pid>46</pid>
  <process-name>vmuncachedaemon</process-name>
  <size>0</size>
  <size-percent>00.00</size-percent>
  <resident>0</resident>
  <resident-percent>00.00</resident-percent>
</pmap-terse-summary>
<pmap-terse-summary junos:style="pmap-process-terse-summary">
  <pid>45</pid>
  <process-name>if_pic_listen0</process-name>
  <size>0</size>
  <size-percent>00.00</size-percent>
  <resident>0</resident>
  <resident-percent>00.00</resident-percent>
</pmap-terse-summary>
<pmap-terse-summary junos:style="pmap-process-terse-summary">
  <pid>44</pid>
  <process-name>vmkmemdaemon</process-name>
  <size>0</size>
  <size-percent>00.00</size-percent>
  <resident>0</resident>
  <resident-percent>00.00</resident-percent>
</pmap-terse-summary>
<pmap-terse-summary junos:style="pmap-process-terse-summary">
  <pid>42</pid>
  <process-name>if_pfe_listen</process-name>
  <size>0</size>
  <size-percent>00.00</size-percent>
  <resident>0</resident>
  <resident-percent>00.00</resident-percent>
</pmap-terse-summary>
<pmap-terse-summary junos:style="pmap-process-terse-summary">
  <pid>41</pid>
  <process-name>cb_poll</process-name>
  <size>0</size>
  <size-percent>00.00</size-percent>
  <resident>0</resident>
  <resident-percent>00.00</resident-percent>
</pmap-terse-summary>
<pmap-terse-summary junos:style="pmap-process-terse-summary">
  <pid>40</pid>
  <process-name>kern_pir_proc</process-name>
  <size>0</size>
  <size-percent>00.00</size-percent>
  <resident>0</resident>
  <resident-percent>00.00</resident-percent>
</pmap-terse-summary>
<pmap-terse-summary junos:style="pmap-process-terse-summary">
  <pid>39</pid>
  <process-name>kern_dump_proc</process-name>
  <size>0</size>
  <size-percent>00.00</size-percent>
  <resident>0</resident>
  <resident-percent>00.00</resident-percent>
</pmap-terse-summary>
<pmap-terse-summary junos:style="pmap-process-terse-summary">
  <pid>38</pid>
  <process-name>scs_housekeeping</process-name>
  <size>0</size>
  <size-percent>00.00</size-percent>

```

```
<resident>0</resident>
<resident-percent>00.00</resident-percent>
</pmap-terse-summary>
<pmap-terse-summary junos:style="pmap-process-terse-summary">
  <pid>37</pid>
  <process-name>netdaemon</process-name>
  <size>0</size>
  <size-percent>00.00</size-percent>
  <resident>0</resident>
  <resident-percent>00.00</resident-percent>
</pmap-terse-summary>
<pmap-terse-summary junos:style="pmap-process-terse-summary">
  <pid>36</pid>
  <process-name>softdepflush</process-name>
  <size>0</size>
  <size-percent>00.00</size-percent>
  <resident>0</resident>
  <resident-percent>00.00</resident-percent>
</pmap-terse-summary>
<pmap-terse-summary junos:style="pmap-process-terse-summary">
  <pid>35</pid>
  <process-name>syncer</process-name>
  <size>0</size>
  <size-percent>00.00</size-percent>
  <resident>0</resident>
  <resident-percent>00.00</resident-percent>
</pmap-terse-summary>
<pmap-terse-summary junos:style="pmap-process-terse-summary">
  <pid>34</pid>
  <process-name>vnlr_u_mem</process-name>
  <size>0</size>
  <size-percent>00.00</size-percent>
  <resident>0</resident>
  <resident-percent>00.00</resident-percent>
</pmap-terse-summary>
<pmap-terse-summary junos:style="pmap-process-terse-summary">
  <pid>33</pid>
  <process-name>vnlr_u</process-name>
  <size>0</size>
  <size-percent>00.00</size-percent>
  <resident>0</resident>
  <resident-percent>00.00</resident-percent>
</pmap-terse-summary>
<pmap-terse-summary junos:style="pmap-process-terse-summary">
  <pid>32</pid>
  <process-name>bufdaemon</process-name>
  <size>0</size>
  <size-percent>00.00</size-percent>
  <resident>0</resident>
  <resident-percent>00.00</resident-percent>
</pmap-terse-summary>
<pmap-terse-summary junos:style="pmap-process-terse-summary">
  <pid>9</pid>
  <process-name>pagezero</process-name>
  <size>0</size>
  <size-percent>00.00</size-percent>
  <resident>0</resident>
  <resident-percent>00.00</resident-percent>
</pmap-terse-summary>
<pmap-terse-summary junos:style="pmap-process-terse-summary">
  <pid>8</pid>
```

```

    <process-name>vmdaemon</process-name>
    <size>0</size>
    <size-percent>00.00</size-percent>
    <resident>0</resident>
    <resident-percent>00.00</resident-percent>
  </pmap-terse-summary>
  <pmap-terse-summary junos:style="pmap-process-terse-summary">
    <pid>7</pid>
    <process-name>pagedaemon</process-name>
    <size>0</size>
    <size-percent>00.00</size-percent>
    <resident>0</resident>
    <resident-percent>00.00</resident-percent>
  </pmap-terse-summary>
  <pmap-terse-summary junos:style="pmap-process-terse-summary">
    <pid>31</pid>
    <process-name>swi1: ipfwd</process-name>
    <size>0</size>
    <size-percent>00.00</size-percent>
    <resident>0</resident>
    <resident-percent>00.00</resident-percent>
  </pmap-terse-summary>
  <pmap-terse-summary junos:style="pmap-process-terse-summary">
    <pid>30</pid>
    <process-name>swi4: ip6mismatch+</process-name>
    <size>0</size>
    <size-percent>00.00</size-percent>
    <resident>0</resident>
    <resident-percent>00.00</resident-percent>
  </pmap-terse-summary>
  <pmap-terse-summary junos:style="pmap-process-terse-summary">
    <pid>29</pid>
    <process-name>swi3: ip6opt ipopt</process-name>
    <size>0</size>
    <size-percent>00.00</size-percent>
    <resident>0</resident>
    <resident-percent>00.00</resident-percent>
  </pmap-terse-summary>
  <pmap-terse-summary junos:style="pmap-process-terse-summary">
    <pid>28</pid>
    <process-name>irq11: isab0</process-name>
    <size>0</size>
    <size-percent>00.00</size-percent>
    <resident>0</resident>
    <resident-percent>00.00</resident-percent>
  </pmap-terse-summary>
  <pmap-terse-summary junos:style="pmap-process-terse-summary">
    <pid>27</pid>
    <process-name>swi0: sio</process-name>
    <size>0</size>
    <size-percent>00.00</size-percent>
    <resident>0</resident>
    <resident-percent>00.00</resident-percent>
  </pmap-terse-summary>
  <pmap-terse-summary junos:style="pmap-process-terse-summary">
    <pid>26</pid>
    <process-name>irq1: atkbd0</process-name>
    <size>0</size>
    <size-percent>00.00</size-percent>
    <resident>0</resident>
    <resident-percent>00.00</resident-percent>
  </pmap-terse-summary>

```

```
</pmap-terse-summary>
<pmap-terse-summary junos:style="pmap-process-terse-summary">
  <pid>25</pid>
  <process-name>irq15: ata1</process-name>
  <size>0</size>
  <size-percent>00.00</size-percent>
  <resident>0</resident>
  <resident-percent>00.00</resident-percent>
</pmap-terse-summary>
<pmap-terse-summary junos:style="pmap-process-terse-summary">
  <pid>24</pid>
  <process-name>irq14: ata0</process-name>
  <size>0</size>
  <size-percent>00.00</size-percent>
  <resident>0</resident>
  <resident-percent>00.00</resident-percent>
</pmap-terse-summary>
<pmap-terse-summary junos:style="pmap-process-terse-summary">
  <pid>23</pid>
  <process-name>usbtask</process-name>
  <size>0</size>
  <size-percent>00.00</size-percent>
  <resident>0</resident>
  <resident-percent>00.00</resident-percent>
</pmap-terse-summary>
<pmap-terse-summary junos:style="pmap-process-terse-summary">
  <pid>22</pid>
  <process-name>usb0</process-name>
  <size>0</size>
  <size-percent>00.00</size-percent>
  <resident>0</resident>
  <resident-percent>00.00</resident-percent>
</pmap-terse-summary>
<pmap-terse-summary junos:style="pmap-process-terse-summary">
  <pid>21</pid>
  <process-name>irq12: acb0</process-name>
  <size>0</size>
  <size-percent>00.00</size-percent>
  <resident>0</resident>
  <resident-percent>00.00</resident-percent>
</pmap-terse-summary>
<pmap-terse-summary junos:style="pmap-process-terse-summary">
  <pid>20</pid>
  <process-name>irq10: em0 em1+++*</process-name>
  <size>0</size>
  <size-percent>00.00</size-percent>
  <resident>0</resident>
  <resident-percent>00.00</resident-percent>
</pmap-terse-summary>
<pmap-terse-summary junos:style="pmap-process-terse-summary">
  <pid>19</pid>
  <process-name>swi9: +</process-name>
  <size>0</size>
  <size-percent>00.00</size-percent>
  <resident>0</resident>
  <resident-percent>00.00</resident-percent>
</pmap-terse-summary>
<pmap-terse-summary junos:style="pmap-process-terse-summary">
  <pid>18</pid>
  <process-name>swi9: task queue</process-name>
  <size>0</size>
```

```

        <size-percent>00.00</size-percent>
        <resident>0</resident>
        <resident-percent>00.00</resident-percent>
    </pmap-terse-summary>
    <pmap-terse-summary junos:style="pmap-process-terse-summary">
        <pid>17</pid>
        <process-name>swi5: cambio</process-name>
        <size>0</size>
        <size-percent>00.00</size-percent>
        <resident>0</resident>
        <resident-percent>00.00</resident-percent>
    </pmap-terse-summary>
    <pmap-terse-summary junos:style="pmap-process-terse-summary">
        <pid>6</pid>
        <process-name>kqueue taskq</process-name>
        <size>0</size>
        <size-percent>00.00</size-percent>
        <resident>0</resident>
        <resident-percent>00.00</resident-percent>
    </pmap-terse-summary>
    <pmap-terse-summary junos:style="pmap-process-terse-summary">
        <pid>16</pid>
        <process-name>swi8: +</process-name>
        <size>0</size>
        <size-percent>00.00</size-percent>
        <resident>0</resident>
        <resident-percent>00.00</resident-percent>
    </pmap-terse-summary>
    <pmap-terse-summary junos:style="pmap-process-terse-summary">
        <pid>5</pid>
        <process-name>thread taskq</process-name>
        <size>0</size>
        <size-percent>00.00</size-percent>
        <resident>0</resident>
        <resident-percent>00.00</resident-percent>
    </pmap-terse-summary>
    <pmap-terse-summary junos:style="pmap-process-terse-summary">
        <pid>15</pid>
        <process-name>yarrow</process-name>
        <size>0</size>
        <size-percent>00.00</size-percent>
        <resident>0</resident>
        <resident-percent>00.00</resident-percent>
    </pmap-terse-summary>
    <pmap-terse-summary junos:style="pmap-process-terse-summary">
        <pid>4</pid>
        <process-name>g_down</process-name>
        <size>0</size>
        <size-percent>00.00</size-percent>
        <resident>0</resident>
        <resident-percent>00.00</resident-percent>
    </pmap-terse-summary>
    <pmap-terse-summary junos:style="pmap-process-terse-summary">
        <pid>3</pid>
        <process-name>g_up</process-name>
        <size>0</size>
        <size-percent>00.00</size-percent>
        <resident>0</resident>
        <resident-percent>00.00</resident-percent>
    </pmap-terse-summary>
    <pmap-terse-summary junos:style="pmap-process-terse-summary">

```

```
<pid>2</pid>
<process-name>g_event</process-name>
<size>0</size>
<size-percent>00.00</size-percent>
<resident>0</resident>
<resident-percent>00.00</resident-percent>
</pmap-terse-summary>
<pmap-terse-summary junos:style="pmap-process-terse-summary">
  <pid>14</pid>
  <process-name>swi6: vm</process-name>
  <size>0</size>
  <size-percent>00.00</size-percent>
  <resident>0</resident>
  <resident-percent>00.00</resident-percent>
</pmap-terse-summary>
<pmap-terse-summary junos:style="pmap-process-terse-summary">
  <pid>13</pid>
  <process-name>swi7: clock sio</process-name>
  <size>0</size>
  <size-percent>00.00</size-percent>
  <resident>0</resident>
  <resident-percent>00.00</resident-percent>
</pmap-terse-summary>
<pmap-terse-summary junos:style="pmap-process-terse-summary">
  <pid>12</pid>
  <process-name>swi2: netisr 0</process-name>
  <size>0</size>
  <size-percent>00.00</size-percent>
  <resident>0</resident>
  <resident-percent>00.00</resident-percent>
</pmap-terse-summary>
<pmap-terse-summary junos:style="pmap-process-terse-summary">
  <pid>11</pid>
  <process-name>idle</process-name>
  <size>0</size>
  <size-percent>00.00</size-percent>
  <resident>0</resident>
  <resident-percent>00.00</resident-percent>
</pmap-terse-summary>
<pmap-terse-summary junos:style="pmap-process-terse-summary">
  <pid>1</pid>
  <process-name>/packages/mnt/jbase/sbin/init</process-name>
  <size>1420</size>
  <size-percent>00.04</size-percent>
  <resident>796</resident>
  <resident-percent>00.00</resident-percent>
</pmap-terse-summary>
<pmap-terse-summary junos:style="pmap-process-terse-summary">
  <pid>10</pid>
  <process-name>ktrace</process-name>
  <size>0</size>
  <size-percent>00.00</size-percent>
  <resident>0</resident>
  <resident-percent>00.00</resident-percent>
</pmap-terse-summary>
<pmap-terse-summary junos:style="pmap-process-terse-summary">
  <pid>0</pid>
  <process-name>swapper</process-name>
  <size>0</size>
  <size-percent>00.00</size-percent>
  <resident>0</resident>
```

```

        <resident-percent>00.00</resident-percent>
      </pmap-terse-summary>
    </pmap-terse-information>
  </system-memory-information>
</cli>
  <banner></banner>
</cli>
</rpc-reply>

```

**show system memory
| display xml (QFX
Series)**

```

user@switch> show system-memory | display xml
<rpc-reply xmlns:junos="http://xml.juniper.net/junos/12.1I0/junos">
  <system-memory-information>
    <system-memory-summary-information>
      <system-memory-total>3391488</system-memory-total>
      <system-memory-total-percent>100</system-memory-total-percent>
      <system-memory-reserved>1619892</system-memory-reserved>
      <system-memory-reserved-percent> 47</system-memory-reserved-percent>

      <system-memory-wired>1592936</system-memory-wired>
      <system-memory-wired-percent> 46</system-memory-wired-percent>
      <system-memory-active> 177736</system-memory-active>
      <system-memory-active-percent> 5</system-memory-active-percent>
      <system-memory-inactive> 60480</system-memory-inactive>
      <system-memory-inactive-percent> 1</system-memory-inactive-percent>

      <system-memory-cache> 39240</system-memory-cache>
      <system-memory-cache-percent> 1</system-memory-cache-percent>
      <system-memory-free>1244628</system-memory-free>
      <system-memory-free-percent> 36</system-memory-free-percent>
    </system-memory-summary-information>
    <memory-disk-resident-information>
      <resident-memory> 16424</resident-memory>
    </memory-disk-resident-information>
    <output>
      pmap: unable to load pmap_helper module: No such file or directory
    </output>
    <output>
      pmap: unable to load pmap_helper module: No such file or directory
    </output>
  </system-memory-information>
</cli>
  <banner></banner>
</cli>
</rpc-reply>

```

show system name-resolution

Syntax	show system name-resolution
Release Information	Command introduced in Junos OS Release 9.6.
Description	Display hostname-to-IP-address mappings.
Options	This command has no options.
Required Privilege Level	view
Output Fields	Table 159 on page 1114 lists the output fields for the show system name-resolution command. Output fields are listed in the approximate order in which they appear.

Table 159: show system name-resolution Output Fields

Field Name	Field Description
Last update	Date and time when the hostname-to-IP address mapping were last resolved.
Refresh interval	Interval for refreshing the cache with the updated hostname-to-IP address mappings.
Addresses	Resolved IP addresses based on the hostname-to-IP address mappings.
Error	Error message displayed if there is a DNS hostname lookup failure.
Last change	Timestamp for the last change in the hostname-to-IP address mappings.

show system name-resolution

```

user@host> show system name-resolution

Hostname to IP-address mappings:
-----
Last update: Mon Sep 29 18:42:21 2008
Refresh interval: 600 secs
Host: ntp1
  Addresses:
    3.3.3.11
  Last change: Mon Sep 29 18:42:20 2008
Host: radauth1
  Error: Host name lookup failure
Last change: Mon Sep 29 18:42:20 2008
Host: radacct1
  Error: Host name lookup failure
Host: snmp1
  Addresses:
    4.4.4.1
    4.4.4.2
  Last change: Mon Sep 29 18:45:20 2008
Host: sys1
  Addresses:

```


192.168.68.69
Last change: Mon Sep 29 18:42:21 2008

show system processes

Syntax	<pre>show system processes <brief detail extensive summary> <health (pid <i>process-identifier</i> process-name <i>process-name</i>)> <providers> <resource-limits (brief detail) <i>process-name</i>> <wide></pre>
Syntax (EX Series Switches)	<pre>show system processes <all-members> <brief detail extensive summary> <health (pid <i>process-identifier</i> process-name <i>process-name</i>)> <local> <member <i>member-id</i>> <providers> <resource-limits (brief detail) <i>process-name</i>> <wide></pre>
Syntax (MX Series Routers)	<pre>show system processes <all-members> <brief detail extensive summary> <health (pid <i>process-identifier</i> process-name <i>process-name</i>)> <local> <member <i>member-id</i>> <providers> <resource-limits (brief detail) <i>process-name</i>> <wide></pre>
Syntax (QFX Series)	<pre>show system processes <brief detail extensive summary > <health (pid <i>process-identifier</i> process-name <i>process-name</i>)> <interconnect-device <i>name</i>> <node-group <i>name</i>> <providers> <resource-limits> <wide></pre>
Syntax (TX Matrix Routers)	<pre>show system processes <brief detail extensive summary> <all-chassis all-lcc lcc <i>number</i> scc> <wide></pre>
Syntax (TX Matrix Plus Routers)	<pre>show system processes <brief detail extensive summary> <all-chassis all-lcc lcc <i>number</i> sfc <i>number</i>> <wide></pre>
Release Information	<p>Command introduced before Junos OS Release 7.4.</p> <p>Command introduced in Junos OS Release 9.0 for EX Series switches.</p> <p>Option sfc introduced for the TX Matrix Plus router in Junos OS Release 9.6.</p> <p>Command introduced in Junos OS Release 11.1 for the QFX Series.</p>

Description Display information about software processes that are running on the router or switch and that have controlling terminals.

Options **none**—Display standard information about system processes.

brief | detail | extensive | summary—(Optional) Display the specified level of detail.

all-chassis—(TX Matrix and TX Matrix Plus routers only) (Optional) Display standard system process information about all the T640 routers (in a routing matrix based on the TX Matrix router) or all the T1600 routers (in a routing matrix based on the TX Matrix Plus router) in the chassis.

all-lcc—(TX Matrix and TX Matrix Plus routers only) (Optional) Display standard system process information for all T640 routers (or line-card chassis) connected to the TX Matrix router. Display standard system process information for all T1600 routers (or line-card chassis) connected to the TX Matrix Plus router.

all-members—(EX4200 switches and MX Series routers only) (Optional) Display standard system process information for all members of the Virtual Chassis configuration.

health (pid *process-identifier* | process-name *process-name*)—(Optional) Display process health information, either by process id (PID) or by process name.

iccp-service—Display the Inter-Chassis Communication Protocol (ICCP) process.

idp-policy—Display the intrusion detection and prevention (IDP) protocol process.

ilmi—Display the Integrated Local Management Interface (ILMI) protocol process, which provides bidirectional exchange of management information between two ATM interfaces across a physical connection.

inet-process—Display the IP multicast family process.

init—Display the process that initializes the USB modem.

interface-control—(Optional) Display the interface process, which controls the router's or switch's physical interface devices and logical interfaces.

kernel-replication—(Optional) Display the kernel replication process, which replicates the state of the backup Routing Engine when graceful Routing Engine switchover (GRES) is configured.

l2-learning—(Optional) Display the Layer 2 address flooding and learning process.

l2cpd-service—Display the Layer 2 Control Protocol process, which enables features such as Layer 2 protocol tunneling and nonstop bridging.

lACP—(Optional) Display the Link Aggregation Control Protocol (LACP) process. LACP provides a standardized means for exchanging information between partner systems on a link to allow their link aggregation control instances to reach agreement on the identity of the LAG to which the link belongs, and then to move the link to that LAG, and to enable the transmission and reception processes for the link to function in an orderly manner.

lcc *number*—(TX Matrix and TX Matrix Plus routers only) (Optional) On a TX Matrix router, display standard system process information for a specific T640 router that is connected to the TX Matrix router. On a TX Matrix Plus router, display standard system process information for a specific T1600 router that is connected to the TX Matrix Plus router. Replace *number* with a value from 0 through 3.

local—(EX4200 switches and MX Series routers only) (Optional) Display standard system process information for the local Virtual Chassis member.

local-policy-decision-function—Display the process for the Local Policy Decision Function, which regulates collection of statistics related to applications and application groups and tracking of information about dynamic subscribers and static interfaces.

logical-system-mux—Display the logical router multiplexer process (lrmuxd), which manages the multiple instances of the routing protocols process (rpd) on a machine running logical routers.

mac-validation—Display the MAC validation process, which configures MAC address validation for subscriber interfaces created on demux interfaces in dynamic profiles on MX Series routers.

member *member-id*—(EX4200 switches and MX Series routers only) (Optional) Display standard system process information for the specified member of the Virtual Chassis configuration. For EX4200 switches, replace *member-id* with a value from 0 through 9. For an MX Series Virtual Chassis, replace *member-id* with a value of 0 or 1.

mib-process—(Optional) Display the MIB II process, which provides the router's MIB II agent.

mobile-ip—(Optional) Display the Mobile IP process, which configures Junos OS Mobile IP features.

mountd-service—(EX Series switches and MX Series routers only) (Optional) Display the service for NFS mounts requests.

mpls-traceroute—(Optional) Display the MPLS Periodic Traceroute process.

mspd—(Optional) Display the Multiservice process.

multicast-snooping—(EX Series switches and MX Series routers only) (Optional) Display the multicast snooping process, which makes Layer 2 devices such as VLAN switches aware of Layer 3 information, such as the media access control (MAC) addresses of members of a multicast group.

named-service—(Optional) Display the DNS Server process, which is used by a router or a switch to resolve hostnames into addresses.

neighbor-liveness—Display the process, which specifies the maximum length of time that the router waits for its neighbor to re-establish an LDP session.

nfsd-service—(Optional) Display the Remote NFS Server process, which provides remote file access for applications that need NFS-based transport.

ntp—Display the Network Time Protocol (NTP) process, which provides the mechanisms to synchronize time and coordinate time distribution in a large, diverse network.

packet-triggered-subscribers—Display the packet-triggered subscribers and policy control (PTSP) process, which allows the application of policies to dynamic subscribers that are controlled by a subscriber termination device.

peer-selection-service—(Optional) Display the Peer Selection Service process.

periodic-packet-services—Display the Periodic packet management process, which is responsible for processing a variety of time-sensitive periodic tasks so that other processes can more optimally direct their resources.

pfe—Display the Packet Forwarding Engine management process.

pgcp-service—(Optional) Display the pgcpd service process running on the Routing Engine.

pgm—Display the Pragmatic General Multicast (PGM) protocol process, which enables a reliable transport layer for multicast applications.

pic-services-logging—(Optional) Display the logging process for some PICs. With this process, also known as fsad (the file system access daemon), PICs send special logging information to the Routing Engine for archiving on the hard disk.

ppp—(Optional) Display the Point-to-Point Protocol (PPP) process, which is the encapsulation protocol process for transporting IP traffic across point-to-point links.

ppp-service—Display the Universal edge PPP process, which is the encapsulation protocol process for transporting IP traffic across universal edge routers.

pppoe—(Optional) Display the Point-to-Point Protocol over Ethernet (PPPoE) process, which combines PPP that typically runs over broadband connections with the Ethernet link-layer protocol that allows users to connect to a network of hosts over a bridge or access concentrator.

process-monitor—Display the process health monitor process (pmond).

providers—(Optional) Display provider processes.

redundancy-interface-process—(Optional) Display the ASP redundancy process.

remote-operations—(Optional) Display the remote operations process, which provides the ping and traceroute MIBs.

resource-cleanup—Display the resource cleanup process.

resource-limits (brief | detail) process-name—(Optional) Display process resource limits.

routing—(Optional) Display the routing protocol process.

sampling—(Optional) Display the sampling process, which performs packet sampling based on particular input interfaces and various fields in the packet header.

sbcc-configuration-process—Display the session border controller (SBC) process of the border signaling gateway (BSG).

scc—(TX Matrix routers only) (Optional) Display standard system process information for the TX Matrix router (or switch-card chassis).

sdk-service—Display the SDK Service process, which runs on the Routing Engine and is responsible for communications between the SDK application and Junos OS. Although the SDK Service process is present on the router, it is turned off by default.

secure-neighbor-discovery—(EX Series switches and MX Series routers only) (Optional) Display the secure Neighbor Discovery Protocol (NDP) process, which provides support for protecting NDP messages.

send—(Optional) Display the Secure Neighbor Discovery Protocol (SEND) process, which provides support for protecting Neighbor Discovery Protocol (NDP) messages.

service-deployment—(Optional) Display the service deployment process, which enables Junos OS to work with the Session and Resource Control (SRC) software.

sfc number—(TX Matrix Plus routers only) (Optional) Display system process information for the TX Matrix Plus router (or switch-fabric chassis). Replace *number* with **0**.

snmp—Display the SNMP process, which enables the monitoring of network devices from a central location and provides the router's or switch's SNMP master agent.

sonet-aps—Display the SONET Automatic Protection Switching (APS) process, which monitors any SONET interface that participates in APS.

static-subscribers—(Optional) Display the Static subscribers process, which associates subscribers with statically configured interfaces and provides dynamic service activation and activation for these subscribers.

tunnel-oamd—(Optional) Display the Tunnel OAM process, which enables the Operations, Administration, and Maintenance of Layer 2 tunneled networks. Layer 2 protocol tunneling (L2PT) allows service providers to send Layer 2 protocol data units (PDUs) across the provider's cloud and deliver them to Juniper Networks EX Series Ethernet Switches that are not part of the local broadcast domain.

vrrp—(EX Series switches and MX Series routers only) (Optional) Display the Virtual Router Redundancy Protocol (VRRP) process, which enables hosts on a LAN to make use of redundant routing platforms on that LAN without requiring more than the static configuration of a single default route on the hosts.

watchdog—Display the watchdog timer process, which enables the watchdog timer when Junos OS encounters a problem.

wide—(Optional) Display process information that might be wider than 80 columns.

Additional Information By default, when you issue the **show system processes** command on a TX Matrix or TX Matrix Plus master Routing Engine, the command is broadcast to all the T640 (in a routing matrix based on the TX Matrix router) or T1600 (in a routing matrix based on the

TX Matrix Plus router) master Routing Engines connected to it. Likewise, if you issue the same command on the TX Matrix or TX Matrix Plus backup Routing Engine, the command is broadcast to all the T640 (in a routing matrix based on the TX Matrix router) or T1600 (in a routing matrix based on the TX Matrix Plus router) backup Routing Engines that are connected to it.

Required Privilege Level view

Related Documentation

- List of Junos OS Processes

List of Sample Output

[show system processes on page 1123](#)
[show system processes brief on page 1123](#)
[show system processes detail on page 1123](#)
[show system processes extensive on page 1124](#)
[show system processes lcc wide \(TX Matrix Routing Matrix\) on page 1125](#)
[show system processes summary on page 1125](#)
[show system processes \(TX Matrix Plus Router\) on page 1126](#)
[show system processes sfc \(TX Matrix Plus Router\) on page 1133](#)
[show system processes lcc wide \(TX Matrix Plus Routing Matrix\) on page 1135](#)
[show system processes \(QFX Series\) on page 1137](#)

Output Fields [Table 160 on page 1121](#) describes the output fields for the **show system processes** command. Output fields are listed in the approximate order in which they appear.

Table 160: show system processes Output Fields

Field Name	Field Description	Level of Output
last pid	Last process identifier assigned to the process.	brief extensive summary
load averages	Three load averages followed by the current time.	brief extensive summary
processes	Number of existing processes and the number of processes in each state (sleeping , running , starting , zombies , and stopped).	brief extensive summary
Mem	Information about physical and virtual memory allocation.	brief extensive summary
Swap	Information about physical and virtual memory allocation.	brief extensive summary
PID	Process identifier.	detail extensive summary
TT	Control terminal name.	none detail

Table 160: show system processes Output Fields (*continued*)

Field Name	Field Description	Level of Output
STAT	<p>Symbolic process state. The state is given by a sequence of letters. The first letter indicates the run state of the process:</p> <ul style="list-style-type: none"> • D—In disk or other short-term, uninterruptible wait • I—Idle (sleeping longer than about 20 seconds) • R—Runnable • S—Sleeping for less than 20 seconds • T—Stopped • Z—Dead (zombie) • + —The process is in the foreground process group of its control terminal. • <—The process has raised CPU scheduling priority. • >—The process has specified a soft limit on memory requirements and is currently exceeding that limit; such a process is not swapped. • A—The process requested random page replacement. • E—The process is trying to exit. • L—The process has pages locked in core. • N—The process has reduced CPU scheduling priority. • S—The process requested first-in, first-out (FIFO) page replacement. • s—The process is a session leader. • V—The process is temporarily suspended. • W—The process is swapped out. • X—The process is being traced or debugged. 	none detail
UID	User identifier.	detail
USERNAME	Process owner.	extensive summary
PPID	Parent process identifier.	detail
CPU	<p>(D)—Short-term CPU usage.</p> <p>(E and S)—Raw (unweighted) CPU usage. The value of this field is used to sort the processes in the output.</p>	detail extensive summary
RSS	Resident set size.	detail
WCHAN	Symbolic name of the wait channel.	detail
STARTED	Local time when the process started running.	detail
PRI	Current priority of the process. A lower number indicates a higher priority.	detail extensive summary
NI or NICE	UNIX "niceness" value. A lower number indicates a higher priority.	detail extensive summary
SIZE	Total size of the process (text, data, and stack), in kilobytes.	extensive summary

Table 160: show system processes Output Fields (*continued*)

Field Name	Field Description	Level of Output
RES	Current amount of resident memory, in kilobytes.	extensive summary
STATE	Current state of the process (for example, sleep , wait , run , idle , zombie , or stop).	extensive summary
TIME	(S)—Number of system and user CPU seconds that the process has used. (None, D, and E)—Total amount of time that the command has been running.	detail extensive summary
WCPU	Weighted CPU usage.	extensive summary
COMMAND	Command that is currently running.	detail extensive summary

Sample Output

```

show system user@host> show system processes
processes
  PID  TT  STAT      TIME  COMMAND
    0  ??  DLs      0:00.70  (swapper)
    1  ??  Is       0:00.35  /sbin/init --
    2  ??  DL       0:00.00  (pagedaemon)
    3  ??  DL       0:00.00  (vmdaemon)
    4  ??  DL       0:42.37  (update)
    5  ??  DL       0:00.00  (if_jnx)
   80  ??  Ss       0:14.66  syslogd -s
   96  ??  Is       0:00.01  portmap
  128  ??  Is       0:02.70  cron
  173  ??  Is       0:02.24  /usr/local/sbin/sshd (sshd1)
  189  ??  S        0:03.80  /sbin/watchdog -t180
  190  ??  I        0:00.03  /usr/sbin/tinetd -N
  191  ??  S        2:24.76  /sbin/ifs -N
  192  ??  S<       0:55.44  /usr/sbin/xntpd -N
  195  ??  S        0:53.11  /usr/sbin/snmpd -N
  196  ??  S        1:15.73  /usr/sbin/mib2d -N
  198  ??  I        0:00.75  /usr/sbin/inetd -N
 2677  ??  I        0:00.01  /usr/sbin/mgd -N
 2712  ??  Ss       0:00.24  rlogind
 2735  ??  R        0:00.00  /bin/ps -ax
 1985  p0-  S        0:07.41  ./rpd -N
 2713  p0  Is       0:00.24  -tcsh (tcsh)
 2726  p0  S+       0:00.07  cli

show system user@host> show system processes brief
processes brief
last pid: 543; load averages: 0.00, 0.00, 0.00 18:29:47
37 processes: 1 running, 36 sleeping

Mem: 25M Active, 3976K Inact, 19M Wired, 8346K Buf, 202M Free
Swap: 528M Total, 64K Used, 528M Free

show system user@host> show system processes detail
processes detail
  PID  UID  PPID CPU PRI NI  RSS WCHAN  STARTED  TT  STAT      TIME  COMMAND
   3151 1049 3129  2  28  0  672 -      1:13PM  p0  R+      0:00.00  ps -ax -r
    1    0    0  0  10  0  376 wait   1:51PM  ??  Is      0:00.29  /sbin/init
    2    0    0  0  -18 0   12 psleep  1:51PM  ??  DL      0:00.00  (pagedae

```

```

 3    0    0    0 28    0    12 psleep 1:51PM ?? DL 0:00.00 (vmdaemo
 4    0    0    0 28    0    12 update 1:51PM ?? DL 0:07.15 (update)
 5    0    0    0 2    0    12 pfesel 1:51PM ?? IL 0:02.90 (if_pfe)
27    0    1    0 10    0 17936 mfsidl 1:51PM ?? Is 0:00.46 mfs /dev/
81    0    1    0 2    0    496 select 1:52PM ?? Ss 0:31.21 syslogd -
119   1    1    0 2    0    492 select 1:52PM ?? Is 0:00.00 portmap
134   0    1    0 2    0    580 select 1:52PM ?? S 0:02.95 amd -p -a
151   0    1    0 18    0    532 pause 1:52PM ?? Is 0:00.34 cron
183   0    1    0 2    0    420 select 1:52PM ?? Ss 0:00.07 /usr/loca
206   0    1    0 18    0    72 pause 1:52PM ?? S 0:00.51 /sbin/wat
207   0    1    0 2    0    520 select 1:52PM ?? I 0:00.16 /usr/sbin
208   0    1    0 2    0    536 select 1:52PM ?? S 0:08.21 /sbin/dcd
210   0    1 255 2 -12 740 select 1:52PM ?? S< 0:05.83 /usr/sbin
211   0    1    0 2    0    376 select 1:52PM ?? S 0:00.03 /usr/sbin
215   0    1    0 2    0    548 select 1:52PM ?? I 0:00.50 /usr/sbin
219   0    1    0 3    0    540 ttyin 1:52PM v0 Is+ 0:00.02 /usr/libe
220   0    1    0 3    0    540 ttyin 1:52PM v1 Is+ 0:00.01 /usr/libe
221   0    1    0 3    0    540 ttyin 1:52PM v2 Is+ 0:00.01 /usr/libe
222   0    1    0 3    0    540 ttyin 1:52PM v3 Is+ 0:00.01 /usr/libe
735   0    1    0 2    0    468 select 2:47PM ?? S 0:19.14 /usr/sbin
736   0    1    0 2    0    212 select 2:47PM ?? S 0:14.13 /usr/sbin
1380  0    1    0 3    0    888 ttyin 7:32PM d0 Is+ 0:00.46 bash
3019  0    207  0 2    0    636 select 10:49AM ?? Ss 0:02.93 tnp.chass
3122  0    1380 0 2    0 1764 select 12:33PM d0 S 0:00.77 ./rpd -N
3128  0    215  0 2    0    580 select 12:45PM ?? Ss 0:00.12 rlogind
3129 1049 3128 0 18    0    944 pause 12:45PM p0 Ss 0:00.14 -tcsh (tc
 0    0    0    0 -18 0    0 sched 1:51PM ?? DLs 0:00.10 (swapper

```

```

show system user@host> show system processes extensive
processes extensive last pid: 544; load averages: 0.00, 0.00, 0.00 18:30:33
37 processes: 1 running, 36 sleeping

```

Mem: 25M Active, 3968K Inact, 19M Wired, 8346K Buf, 202M Free

Swap: 528M Total, 64K Used, 528M Free

PID	USERNAME	PRI	NICE	SIZE	RES	STATE	TIME	WCPU	CPU	COMMAND
544	root	30	0	604K	768K	RUN	0:00	0.00%	0.00%	top
3	root	28	0	0K	12K	psleep	0:00	0.00%	0.00%	vmdaemon
4	root	28	0	0K	12K	update	0:03	0.00%	0.00%	update
528	aviva	18	0	660K	948K	pause	0:00	0.00%	0.00%	tcsh
204	root	18	0	300K	544K	pause	0:00	0.00%	0.00%	csh
131	root	18	0	332K	532K	pause	0:00	0.00%	0.00%	cron
186	root	18	0	196K	68K	pause	0:00	0.00%	0.00%	watchdog
27	root	10	0	512M	16288K	mfsidl	0:00	0.00%	0.00%	mount_mfs
1	root	10	0	620K	344K	wait	0:00	0.00%	0.00%	init
304	root	3	0	884K	900K	ttyin	0:00	0.00%	0.00%	bash
200	root	3	0	180K	540K	ttyin	0:00	0.00%	0.00%	getty
203	root	3	0	180K	540K	ttyin	0:00	0.00%	0.00%	getty
202	root	3	0	180K	540K	ttyin	0:00	0.00%	0.00%	getty
201	root	3	0	180K	540K	ttyin	0:00	0.00%	0.00%	getty
194	root	2	0	2248K	1640K	select	0:11	0.00%	0.00%	rpd
205	root	2	0	964K	800K	select	0:12	0.00%	0.00%	tnp.chassisd
189	root	2	-12	352K	740K	select	0:03	0.00%	0.00%	xntpd
114	root	2	0	296K	612K	select	0:00	0.00%	0.00%	amd
188	root	2	0	780K	600K	select	0:00	0.00%	0.00%	dcd
527	root	2	0	176K	580K	select	0:00	0.00%	0.00%	rlogind
195	root	2	0	212K	552K	select	0:00	0.00%	0.00%	inetd
187	root	2	0	192K	532K	select	0:00	0.00%	0.00%	tnetd
83	root	2	0	188K	520K	select	0:00	0.00%	0.00%	syslogd
538	root	2	0	1324K	516K	select	0:00	0.00%	0.00%	mgd
99	daemon	2	0	176K	492K	select	0:00	0.00%	0.00%	portmap
163	root	2	0	572K	420K	select	0:00	0.00%	0.00%	nsrexecd

```

192 root      2   0   560K   400K select  0:10  0.00%  0.00% snmpd
191 root      2   0  1284K   376K select  0:00  0.00%  0.00% mgd
537 aviva     2   0   636K   364K select  0:00  0.00%  0.00% cli
193 root      2   0   312K   204K select  0:07  0.00%  0.00% mib2d
  5 root      2   0      0K    12K pfesel  0:00  0.00%  0.00% if_pfe
  2 root     -18   0      0K    12K psleep  0:00  0.00%  0.00% pagedaemon
  0 root     -18   0      0K      0K sched  0:00  0.00%  0.00% swapper

```

show system processes lcc wide (TX Matrix Routing Matrix)

user@host> show system processes lcc 2 wide
lcc2-re0:

```

-----
PID  TT  STAT      TIME  COMMAND
  0  ??  DLs      0:00.00  (swapper)
  1  ??  ILs      0:00.10  /sbin/preinit -- (init)
  2  ??  DL       0:00.00  (pagedaemon)
  3  ??  DL       0:00.00  (vmdaemon)
  4  ??  DL       0:00.00  (bufdaemon)
  5  ??  DL       0:00.04  (syncer)
  6  ??  DL       0:00.00  (netdaemon)
  7  ??  IL       0:00.00  (if_pic_listen)
  8  ??  IL       0:00.00  (scs_housekeeping)
  9  ??  IL       0:00.00  (if_pfe_listen)
 10  ??  DL       0:00.00  (vmuncachedaemon)
 11  ??  SL       0:00.02  (cb_poll)
 172 ??  ILs      0:00.21  mfs -o noauto /dev/ad1s1b /tmp (newfs)
2909 ??  Is       0:00.00  pccardd
2932 ??  Ss       0:00.07  syslogd -r -s
3039 ??  Is       0:00.00  cron
3217 ??  I        0:00.00  /sbin/watchdog -d
3218 ??  I        0:00.02  /usr/sbin/tnetd -N
3221 ??  S        0:00.11  /usr/sbin/alarmd -N
3222 ??  S        0:00.85  /usr/sbin/craftd -N
3223 ??  S        0:00.05  /usr/sbin/mgd -N
3224 ??  I        0:00.02  /usr/sbin/inetd -N
3225 ??  I        0:00.00  /usr/sbin/tnp.sntpd -N
3226 ??  I        0:00.01  /usr/sbin/tnp.sntpc -N
3228 ??  I        0:00.01  /usr/sbin/smartd -N
3231 ??  I        0:00.01  /usr/sbin/eccd -N
3425 ??  S        0:00.09  /usr/sbin/dfwd -N
3426 ??  S        0:00.19  /sbin/dcd -N
3427 ??  I        0:00.04  /usr/sbin/pfed -N
3430 ??  S        0:00.10  /usr/sbin/ksyncd -N
3482 ??  S        1:53.63  /usr/sbin/chassisd -N
4285 ??  SL       0:00.01  (peer proxy)
4286 ??  SL       0:00.00  (peer proxy)
4303 ??  Ss       0:00.00  mgd: (mgd) (root) (mgd)
4304 ??  R        0:00.00  /bin/ps -ax -ww
3270 d0  Is+      0:00.00  /usr/libexec/getty std.9600 ttyd0

```

show system processes summary

user@host> show system processes summary
last pid: 543; load averages: 0.00, 0.00, 0.00 18:29:47
37 processes: 1 running, 36 sleeping

Mem: 25M Active, 3976K Inact, 19M Wired, 8346K Buf, 202M Free
Swap: 528M Total, 64K Used, 528M Free

```

PID USERNAME PRI NICE SIZE   RES STATE  TIME  WCPU   CPU COMMAND
527 root      2   0   176K   580K select  0:00  0.04%  0.04% rlogind
543 root     30   0   604K   768K RUN     0:00  0.00%  0.00% top

```

**show system
processes (TX Matrix
Plus Router)**

user@host> show system processes
sfc0-re0:

```

-----
PID  TT  STAT      TIME COMMAND
  0  ??  WLS      0:00.00 [swapper]
  1  ??  ILs      0:00.18 /packages/mnt/jbase/sbin/init --
  2  ??  DL       0:00.20 [g_event]
  3  ??  DL       0:00.39 [g_up]
  4  ??  DL       0:00.32 [g_down]
  5  ??  DL       0:00.00 [thread taskq]
  6  ??  DL       0:00.09 [kqueue taskq]
  7  ??  DL       0:00.01 [pagedaemon]
  8  ??  DL       0:00.00 [vmdaemon]
  9  ??  DL       0:06.63 [pagezero]
10  ??  DL       0:00.00 [ktrace]
11  ??  RL      310:52.98 [idle]
12  ??  WL       0:11.03 [swi2: net]
13  ??  WL       0:27.58 [swi7: clock sio]
14  ??  WL       0:00.00 [swi6: vm]
15  ??  DL       0:03.02 [yarrow]
16  ??  WL       0:00.00 [swi9: +]
17  ??  WL       0:00.00 [swi8: +]
18  ??  WL       0:00.00 [swi5: cambio]
19  ??  WL       0:00.00 [swi9: task queue]
20  ??  WL       0:11.41 [irq16: uhci0 uhci*]
21  ??  DL       0:00.00 [usb0]
22  ??  DL       0:00.00 [usbtask]
23  ??  WL       0:39.51 [irq17: uhci1 uhci*]
24  ??  DL       0:00.00 [usb1]
25  ??  WL       0:00.00 [irq18: uhci2 uhci*]
26  ??  DL       0:00.83 [usb2]
27  ??  DL       0:00.00 [usb3]
28  ??  DL       0:00.00 [usb4]
29  ??  DL       0:00.00 [usb5]
30  ??  DL       0:00.73 [usb6]
31  ??  DL       0:00.00 [usb7]
32  ??  WL       0:00.00 [irq14: ata0]
33  ??  WL       0:00.00 [irq15: ata1]
34  ??  WL       0:00.00 [irq1: atkbd0]
35  ??  WL       0:00.00 [swi0: sio]
36  ??  WL       0:00.00 [irq11: isab0]
37  ??  WL       0:00.00 [swi3: ip6opt ipopt]
38  ??  WL       0:00.00 [swi4: ip6mismatch+]
39  ??  WL       0:00.00 [swi1: ipfwd]
40  ??  DL       0:00.02 [bufdaemon]
41  ??  DL       0:00.02 [vnlr]
42  ??  DL       0:00.39 [syncer]
43  ??  DL       0:00.05 [softdepflush]
44  ??  DL       0:00.00 [netdaemon]
45  ??  DL       0:00.02 [vmuncachedaemon]
46  ??  DL       0:00.00 [if_pic_listen]
47  ??  DL       0:00.35 [vmkmemdaemon]
48  ??  DL       0:00.00 [cb_poll]
49  ??  DL       0:00.06 [if_pfe_listen]
50  ??  DL       0:00.00 [scs_housekeeping]
51  ??  IL       0:00.00 [kern_dump_proc]
52  ??  IL       0:00.00 [nfsiod 0]
53  ??  IL       0:00.00 [nfsiod 1]
54  ??  IL       0:00.00 [nfsiod 2]
55  ??  IL       0:00.00 [nfsiod 3]
56  ??  DL       0:00.37 [schedcpu]

```

```

57 ?? DL 0:00.56 [md0]
79 ?? DL 0:02.58 [md1]
100 ?? DL 0:00.03 [md2]
118 ?? DL 0:00.01 [md3]
139 ?? DL 0:00.95 [md4]
160 ?? DL 0:00.12 [md5]
181 ?? DL 0:00.00 [md6]
217 ?? DL 0:00.02 [md7]
227 ?? DL 0:00.05 [md8]
1341 ?? SL 0:01.34 [bcmTX]
1342 ?? SL 0:01.68 [bcmXGS3AsyncTX]
1343 ?? SL 0:41.40 [bcmLINK.0]
1345 ?? SL 0:33.83 [bcmLINK.1]
1350 ?? Is 0:00.01 /usr/sbin/cron
1502 ?? S 0:00.01 /sbin/watchdog -t-1
1503 ?? S 0:00.86 /usr/libexec/bslockd -mp -N
1504 ?? S 0:00.01 /usr/sbin/tnetd -N
1507 ?? S 0:01.32 /usr/sbin/alarmd -N
1508 ?? S 0:14.54 /usr/sbin/craftd -N
1509 ?? S 0:01.19 /usr/sbin/mgd -N
1512 ?? I 0:00.05 /usr/sbin/inetd -N
1513 ?? S 0:00.10 /usr/sbin/tnp.sntpd -N
1517 ?? S 0:00.11 /usr/sbin/smartd -N
1525 ?? S 0:01.10 /usr/sbin/idpd -N
1526 ?? S 0:01.43 /usr/sbin/license-check -U -M -p 10 -i 10
1527 ?? I 0:00.01 /usr/libexec/getty Pc ttyv0
1616 ?? DL 0:00.30 [peer proxy]
1617 ?? DL 0:00.32 [peer proxy]
1618 ?? DL 0:00.34 [peer proxy]
1619 ?? DL 0:00.30 [peer proxy]
2391 ?? Is 0:00.01 telnetd
7331 ?? Ss 0:00.03 telnetd
9538 ?? DL 0:01.16 [jsr_kkcm]
9613 ?? DL 0:00.18 [peer proxy]
23781 ?? Ss 0:00.01 telnetd
23926 ?? Ss 0:00.01 mgd: (mgd) (regress)/dev/tty2 (mgd)
36867 ?? S 0:03.14 /usr/sbin/rpd -N
36874 ?? S 0:00.08 /usr/sbin/lmpd
36876 ?? S 0:00.17 /usr/sbin/lacpd -N
36877 ?? S 0:00.15 /usr/sbin/bfdd -N
36878 ?? S 0:05.05 /usr/sbin/ppmd -N
36907 ?? S 0:25.07 /usr/sbin/chassisd -N
37775 ?? S 0:00.01 /usr/sbin/bdbrepd -N
45727 ?? S 0:00.02 /usr/sbin/xntpd -j -N -g (ntpd)
45729 ?? S 0:00.38 /usr/sbin/l2ald -N
45730 ?? S< 0:00.12 /usr/sbin/apds -N
45731 ?? SN 0:00.10 /usr/sbin/sampled -N
45732 ?? S 0:00.03 /usr/sbin/ilmid -N
45733 ?? S 0:00.09 /usr/sbin/rmopd -N
45734 ?? S 0:00.30 /usr/sbin/cosd
45735 ?? I 0:00.00 /usr/sbin/rtsdpd -N
45736 ?? S 0:00.06 /usr/sbin/fsad -N
45737 ?? S 0:00.05 /usr/sbin/rdd -N
45738 ?? S 0:00.10 /usr/sbin/pppd -N
45739 ?? S 0:00.05 /usr/sbin/dfcd -N
45740 ?? S 0:00.07 /usr/sbin/lfmd -N
45741 ?? S 0:00.01 /usr/sbin/mplsoamd -N
45742 ?? I 0:00.01 /usr/sbin/sendd -N
45743 ?? S 0:00.08 /usr/sbin/appidd -N
45744 ?? S 0:00.05 /usr/sbin/mspd -N
45745 ?? S 0:00.25 /usr/sbin/jdiameterd -N

```

```

45746 ?? S      0:00.10 /usr/sbin/pfed -N
45747 ?? S      0:00.19 /usr/sbin/lpdfd -N
45748 ?? S      0:00.63 /sbin/dcd -N
45750 ?? S      0:00.45 /usr/sbin/mib2d -N
45751 ?? S      0:00.15 /usr/sbin/dfwd -N
45752 ?? S      0:00.15 /usr/sbin/irsd -N
45764 ?? S      0:20.59 /usr/sbin/snmpd -N
56479 ?? Ss     0:00.00 mgd: (mgd) (root) (mgd)
56480 ?? R      0:00.00 /bin/ps -ax
1142 d0- I      0:00.01 /usr/sbin/usbd -N
1160 d0- S      0:29.17 /usr/sbin/eventd -N -r -s -A
6527 d0 Is+    0:00.00 /usr/libexec/getty std.9600 ttyd0
2392 p1 Is      0:00.00 login [pam] (login)
2393 p1 I       0:00.00 -csh (csh)
2394 p1 I       0:00.00 su -
2395 p1 I+      0:00.01 -su (csh)
23782 p2 Is      0:00.00 login [pam] (login)
23881 p2 I       0:00.00 -csh (csh)
23925 p2 S+     0:00.03 cli
7332 p3 Is      0:00.00 login [pam] (login)
7333 p3 I       0:00.00 -csh (csh)
23780 p3 S+     0:00.02 telnet aj

```

lcc0-re0:

```

-----
PID TT  STAT    TIME COMMAND
  0 ??  Wls    0:00.00 [swapper]
  1 ??  ILs    0:00.16 /packages/mnt/jbase/sbin/init --
  2 ??  DL     0:00.01 [g_event]
  3 ??  DL     0:00.16 [g_up]
  4 ??  DL     0:00.11 [g_down]
  5 ??  DL     0:00.00 [thread taskq]
  6 ??  DL     0:00.00 [kqueue taskq]
  7 ??  DL     0:00.00 [pagedaemon]
  8 ??  DL     0:00.00 [vmdaemon]
  9 ??  DL     0:01.77 [pagezero]
 10 ??  DL     0:00.00 [ktrace]
 11 ??  RL    17:22.31 [idle]
 12 ??  WL     0:00.32 [swi2: net]
 13 ??  WL     0:01.21 [swi7: clock sio]
 14 ??  WL     0:00.00 [swi6: vm]
 15 ??  DL     0:00.10 [yarrow]
 16 ??  WL     0:00.00 [swi9: +]
 17 ??  WL     0:00.00 [swi8: +]
 18 ??  WL     0:00.00 [swi5: cambio]
 19 ??  WL     0:00.00 [swi9: task queue]
 20 ??  WL     0:02.73 [irq10: bcm0 uhci1*]
 21 ??  WL     0:00.02 [irq11: cb0 uhci0+*]
 22 ??  DL     0:00.00 [usb0]
 23 ??  DL     0:00.00 [usbtask]
 24 ??  DL     0:00.00 [usb1]
 25 ??  DL     0:00.05 [usb2]
 26 ??  DL     0:00.00 [usb3]
 27 ??  DL     0:00.00 [usb4]
 28 ??  DL     0:00.00 [usb5]
 29 ??  DL     0:00.04 [usb6]
 30 ??  DL     0:00.00 [usb7]
 31 ??  WL     0:00.00 [irq14: ata0]
 32 ??  WL     0:00.00 [irq15: ata1]
 33 ??  WL     0:00.00 [irq1: atkbd0]
 34 ??  WL     0:00.00 [swi0: sio]

```

```

35 ?? WL 0:00.00 [swi3: ip6opt ipopt]
36 ?? WL 0:00.00 [swi4: ip6mismatch+]
37 ?? WL 0:00.00 [swi1: ipfwd]
38 ?? DL 0:00.00 [bufdaemon]
39 ?? DL 0:00.00 [vnlru]
40 ?? DL 0:00.01 [syncer]
41 ?? DL 0:00.00 [softdepflush]
42 ?? DL 0:00.00 [netdaemon]
43 ?? DL 0:00.00 [vmuncachedaemon]
44 ?? DL 0:00.00 [if_pic_listen]
45 ?? DL 0:00.02 [vmkmemdaemon]
46 ?? DL 0:00.01 [cb_poll]
47 ?? DL 0:00.00 [if_pfe_listen]
48 ?? DL 0:00.00 [scs_housekeeping]
49 ?? IL 0:00.00 [kern_dump_proc]
50 ?? IL 0:00.00 [nfsiod 0]
51 ?? IL 0:00.00 [nfsiod 1]
52 ?? IL 0:00.00 [nfsiod 2]
53 ?? IL 0:00.00 [nfsiod 3]
54 ?? DL 0:00.01 [schedcpu]
55 ?? DL 0:00.73 [md0]
77 ?? DL 0:03.54 [md1]
98 ?? DL 0:00.37 [md2]
116 ?? DL 0:00.02 [md3]
137 ?? DL 0:00.56 [md4]
158 ?? DL 0:00.15 [md5]
179 ?? DL 0:00.00 [md6]
215 ?? DL 0:00.03 [md7]
225 ?? DL 0:00.03 [md8]
1078 ?? DL 0:00.00 [jsr_kkcm]
1363 ?? SL 0:00.09 [bcmTX]
1364 ?? SL 0:00.10 [bcmXGS3AsyncTX]
1365 ?? SL 0:03.08 [bcmLINK.0]
1370 ?? Is 0:00.00 /usr/sbin/cron
1522 ?? S 0:00.00 /sbin/watchdog -t-1
1523 ?? S 0:00.05 /usr/libexec/bslockd -mp -N
1524 ?? I 0:00.01 /usr/sbin/tnetd -N
1526 ?? S 0:04.98 /usr/sbin/chassisd -N
1527 ?? S 0:00.04 /usr/sbin/alarmd -N
1528 ?? I 0:00.40 /usr/sbin/craftd -N
1529 ?? S 0:00.08 /usr/sbin/mgd -N
1532 ?? I 0:00.04 /usr/sbin/inetd -N
1533 ?? I 0:00.00 /usr/sbin/tnp.sntpd -N
1534 ?? I 0:00.00 /usr/sbin/tnp.sntpc -N
1536 ?? S 0:00.01 /usr/sbin/smartd -N
1540 ?? I 0:00.07 /usr/sbin/jcsd -N
1541 ?? S 0:00.11 /usr/sbin/idpd -N
1542 ?? I 0:00.00 /usr/libexec/getty Pc ttyv0
2089 ?? DL 0:00.01 [peer proxy]
2090 ?? DL 0:00.01 [peer proxy]
2091 ?? DL 0:00.01 [peer proxy]
2657 ?? S 0:00.02 /usr/sbin/dfwd -N
2658 ?? S 0:00.02 /sbin/dcd -N
2659 ?? S 0:00.05 /usr/sbin/snmpd -N
2660 ?? S 0:00.01 /usr/sbin/mib2d -N
2661 ?? S 0:00.01 /usr/sbin/pfed -N
2662 ?? S 0:00.01 /usr/sbin/irsd -N
2667 ?? S 0:00.13 /usr/sbin/ksyncd -N
2690 ?? Ss 0:00.00 mgd: (mgd) (root) (mgd)
2691 ?? R 0:00.00 /bin/ps -ax
1164 d0- S 0:00.00 /usr/sbin/usbd -N

```

```

1182 d0- S      0:00.34 /usr/sbin/eventd -N -r -s -A
1543 d0 Is+    0:00.00 /usr/libexec/getty std.9600 ttyd0

```

```
lcc1-re0:
```

```

-----
PID TT  STAT      TIME COMMAND
  0 ??  Wls      0:00.00 [swapper]
  1 ??  ILs      0:00.17 /packages/mnt/jbase/sbin/init --
  2 ??  DL       0:00.01 [g_event]
  3 ??  DL       0:00.16 [g_up]
  4 ??  DL       0:00.11 [g_down]
  5 ??  DL       0:00.00 [thread taskq]
  6 ??  DL       0:00.00 [kqueue taskq]
  7 ??  DL       0:00.00 [pagedaemon]
  8 ??  DL       0:00.00 [vmdaemon]
  9 ??  DL       0:01.77 [pagezero]
 10 ??  DL       0:00.00 [ktrace]
 11 ??  RL      17:22.83 [idle]
 12 ??  WL       0:00.35 [swi2: net]
 13 ??  WL       0:01.20 [swi7: clock sio]
 14 ??  WL       0:00.00 [swi6: vm]
 15 ??  DL       0:00.10 [yarrow]
 16 ??  WL       0:00.00 [swi9: +]
 17 ??  WL       0:00.00 [swi8: +]
 18 ??  WL       0:00.00 [swi5: cambio]
 19 ??  WL       0:00.00 [swi9: task queue]
 20 ??  WL       0:02.87 [irq10: bcm0 uhci1*]
 21 ??  WL       0:00.02 [irq11: cb0 uhci0+*]
 22 ??  DL       0:00.00 [usb0]
 23 ??  DL       0:00.00 [usbtask]
 24 ??  DL       0:00.00 [usb1]
 25 ??  DL       0:00.05 [usb2]
 26 ??  DL       0:00.00 [usb3]
 27 ??  DL       0:00.00 [usb4]
 28 ??  DL       0:00.00 [usb5]
 29 ??  DL       0:00.04 [usb6]
 30 ??  DL       0:00.00 [usb7]
 31 ??  WL       0:00.00 [irq14: ata0]
 32 ??  WL       0:00.00 [irq15: ata1]
 33 ??  WL       0:00.00 [irq1: atkbd0]
 34 ??  WL       0:00.00 [swi0: sio]
 35 ??  WL       0:00.00 [swi3: ip6opt ipopt]
 36 ??  WL       0:00.00 [swi4: ip6mismatch+]
 37 ??  WL       0:00.00 [swi1: ipfwd]
 38 ??  DL       0:00.00 [bufdaemon]
 39 ??  DL       0:00.00 [vn1ru]
 40 ??  DL       0:00.01 [syncer]
 41 ??  DL       0:00.00 [softdepflush]
 42 ??  DL       0:00.00 [netdaemon]
 43 ??  DL       0:00.00 [vmuncachedaemon]
 44 ??  DL       0:00.00 [if_pic_listen]
 45 ??  DL       0:00.02 [vmkmemdaemon]
 46 ??  DL       0:00.01 [cb_poll]
 47 ??  DL       0:00.00 [if_pfe_listen]
 48 ??  DL       0:00.00 [scs_housekeeping]
 49 ??  IL       0:00.00 [kern_dump_proc]
 50 ??  IL       0:00.00 [nfsiod 0]
 51 ??  IL       0:00.00 [nfsiod 1]
 52 ??  IL       0:00.00 [nfsiod 2]
 53 ??  IL       0:00.00 [nfsiod 3]
 54 ??  DL       0:00.02 [schedcpu]

```



```

55 ?? DL 0:00.75 [md0]
77 ?? DL 0:03.40 [md1]
98 ?? DL 0:00.37 [md2]
116 ?? DL 0:00.02 [md3]
137 ?? DL 0:00.56 [md4]
158 ?? DL 0:00.15 [md5]
179 ?? DL 0:00.00 [md6]
215 ?? DL 0:00.03 [md7]
225 ?? DL 0:00.03 [md8]
1052 ?? DL 0:00.00 [jsr_kkcm]
1337 ?? SL 0:00.09 [bcmTX]
1338 ?? SL 0:00.10 [bcmXGS3AsyncTX]
1339 ?? SL 0:03.10 [bcmLINK.0]
1344 ?? Is 0:00.00 /usr/sbin/cron
1496 ?? S 0:00.00 /sbin/watchdog -t-1
1497 ?? S 0:00.05 /usr/libexec/bslockd -mp -N
1498 ?? I 0:00.01 /usr/sbin/tnetd -N
1500 ?? S 0:04.97 /usr/sbin/chassisd -N
1501 ?? S 0:00.04 /usr/sbin/alarmd -N
1502 ?? I 0:00.40 /usr/sbin/craftd -N
1503 ?? S 0:00.08 /usr/sbin/mgd -N
1506 ?? I 0:00.04 /usr/sbin/inetd -N
1507 ?? I 0:00.00 /usr/sbin/tnp.sntpd -N
1508 ?? I 0:00.00 /usr/sbin/tnp.sntpc -N
1510 ?? S 0:00.01 /usr/sbin/smartd -N
1514 ?? I 0:00.07 /usr/sbin/jcsd -N
1515 ?? S 0:00.18 /usr/sbin/idpd -N
1516 ?? I 0:00.00 /usr/libexec/getty Pc ttyv0
2068 ?? DL 0:00.01 [peer proxy]
2069 ?? DL 0:00.01 [peer proxy]
2070 ?? DL 0:00.01 [peer proxy]
2666 ?? S 0:00.02 /sbin/dcd -N
2667 ?? S 0:00.01 /usr/sbin/irsd -N
2668 ?? S 0:00.01 /usr/sbin/pfed -N
2669 ?? S 0:00.05 /usr/sbin/snmpd -N
2670 ?? S 0:00.01 /usr/sbin/mib2d -N
2671 ?? S 0:00.02 /usr/sbin/dfwd -N
2675 ?? S 0:00.13 /usr/sbin/ksyncd -N
2699 ?? Ss 0:00.00 mgd: (mgd) (root) (mgd)
2700 ?? R 0:00.00 /bin/ps -ax
1138 d0- S 0:00.00 /usr/sbin/usbd -N
1156 d0- S 0:00.37 /usr/sbin/eventd -N -r -s -A
1517 d0 Is+ 0:00.00 /usr/libexec/getty std.9600 ttyd0

```

```
lcc2-re0:
```

```

-----
PID TT STAT TIME COMMAND
0 ?? Wls 0:00.00 [swapper]
1 ?? ILs 0:00.18 /packages/mnt/jbase/sbin/init --
2 ?? DL 0:00.01 [g_event]
3 ?? DL 0:00.17 [g_up]
4 ?? DL 0:00.12 [g_down]
5 ?? DL 0:00.00 [thread taskq]
6 ?? DL 0:00.00 [kqueue taskq]
7 ?? DL 0:00.00 [pagedaemon]
8 ?? DL 0:00.00 [vmdaemon]
9 ?? DL 0:01.77 [pagezero]
10 ?? DL 0:00.00 [ktrace]
11 ?? RL 17:19.13 [idle]
12 ?? WL 0:00.36 [swi2: net]
13 ?? WL 0:01.20 [swi7: clock sio]

```

```

14 ?? WL 0:00.00 [swi6: vm]
15 ?? DL 0:00.13 [yarrow]
16 ?? WL 0:00.00 [swi9: +]
17 ?? WL 0:00.00 [swi8: +]
18 ?? WL 0:00.00 [swi5: cambio]
19 ?? WL 0:00.00 [swi9: task queue]
20 ?? WL 0:03.03 [irq10: bcm0 uhci1*]
21 ?? WL 0:00.02 [irq11: cb0 uhci0+*]
22 ?? DL 0:00.00 [usb0]
23 ?? DL 0:00.00 [usbtask]
24 ?? DL 0:00.00 [usb1]
25 ?? DL 0:00.05 [usb2]
26 ?? DL 0:00.00 [usb3]
27 ?? DL 0:00.00 [usb4]
28 ?? DL 0:00.00 [usb5]
29 ?? DL 0:00.04 [usb6]
30 ?? DL 0:00.00 [usb7]
31 ?? WL 0:00.00 [irq14: ata0]
32 ?? WL 0:00.00 [irq15: ata1]
33 ?? WL 0:00.00 [irq1: atkbd0]
34 ?? WL 0:00.00 [swi0: sio]
35 ?? WL 0:00.00 [swi3: ip6opt ipopt]
36 ?? WL 0:00.00 [swi4: ip6mismatch+]
37 ?? WL 0:00.00 [swi1: ipfwd]
38 ?? DL 0:00.00 [bufdaemon]
39 ?? DL 0:00.00 [vnlru]
40 ?? DL 0:00.01 [syncer]
41 ?? DL 0:00.00 [softdepflush]
42 ?? DL 0:00.00 [netdaemon]
43 ?? DL 0:00.00 [vmuncachedaemon]
44 ?? DL 0:00.00 [if_pic_listen]
45 ?? DL 0:00.02 [vmkmemdaemon]
46 ?? DL 0:00.01 [cb_poll]
47 ?? DL 0:00.00 [if_pfe_listen]
48 ?? DL 0:00.00 [scs_housekeeping]
49 ?? IL 0:00.00 [kern_dump_proc]
50 ?? IL 0:00.00 [nfsiod 0]
51 ?? IL 0:00.00 [nfsiod 1]
52 ?? IL 0:00.00 [nfsiod 2]
53 ?? IL 0:00.00 [nfsiod 3]
54 ?? DL 0:00.02 [schedcpu]
55 ?? DL 0:00.75 [md0]
77 ?? DL 0:03.48 [md1]
98 ?? DL 0:00.59 [md2]
116 ?? DL 0:00.02 [md3]
137 ?? DL 0:00.56 [md4]
158 ?? DL 0:00.15 [md5]
179 ?? DL 0:00.00 [md6]
215 ?? DL 0:00.03 [md7]
225 ?? DL 0:00.03 [md8]
1052 ?? DL 0:00.00 [jsr_kkcm]
1337 ?? SL 0:00.09 [bcmTX]
1338 ?? SL 0:00.10 [bcmXGS3AsyncTX]
1339 ?? SL 0:03.22 [bcmLINK.0]
1344 ?? Is 0:00.00 /usr/sbin/cron
1496 ?? S 0:00.00 /sbin/watchdog -t-1
1497 ?? S 0:00.05 /usr/libexec/bslockd -mp -N
1498 ?? S 0:00.01 /usr/sbin/tnetd -N
1500 ?? R 0:05.17 /usr/sbin/chassisd -N
1501 ?? S 0:00.04 /usr/sbin/alarmd -N
1502 ?? I 0:00.39 /usr/sbin/craftd -N

```

```

1503 ?? S      0:00.08 /usr/sbin/mgd -N
1506 ?? I      0:00.05 /usr/sbin/inetd -N
1507 ?? I      0:00.00 /usr/sbin/tnp.sntpd -N
1508 ?? I      0:00.00 /usr/sbin/tnp.sntpc -N
1510 ?? S      0:00.01 /usr/sbin/smartd -N
1514 ?? I      0:00.07 /usr/sbin/jcsd -N
1515 ?? S      0:00.17 /usr/sbin/idpd -N
1516 ?? I      0:00.00 /usr/libexec/getty Pc ttyv0
2591 ?? DL     0:00.01 [peer proxy]
2592 ?? DL     0:00.01 [peer proxy]
2593 ?? DL     0:00.01 [peer proxy]
2597 ?? DL     0:00.00 [peer proxy]
3192 ?? S      0:00.01 /usr/sbin/irsd -N
3193 ?? S      0:00.05 /usr/sbin/snmpd -N
3194 ?? S      0:00.02 /sbin/dcd -N
3195 ?? S      0:00.01 /usr/sbin/pfed -N
3196 ?? S      0:00.01 /usr/sbin/mib2d -N
3197 ?? S      0:00.02 /usr/sbin/dfwd -N
3198 ?? S      0:00.13 /usr/sbin/ksyncd -N
3228 ?? Ss     0:00.00 mgd: (mgd) (root) (mgd)
3229 ?? R      0:00.00 /bin/ps -ax
1138 d0- S     0:00.00 /usr/sbin/usbd -N
1156 d0- S     0:00.42 /usr/sbin/eventd -N -r -s -A
1517 d0 Is+    0:00.00 /usr/libexec/getty std.9600 ttyd0
...

```

show system
processes sfc (TX
Matrix Plus Router)

user@host> show system processes sfc 0
sfc0-re0:

```

-----
PID  TT  STAT  TIME  COMMAND
 0  ??  Wls   0:00.00 [swapper]
 1  ??  SLs   0:00.18 /packages/mnt/jbase/sbin/init --
 2  ??  DL    0:00.20 [g_event]
 3  ??  DL    0:00.39 [g_up]
 4  ??  DL    0:00.32 [g_down]
 5  ??  DL    0:00.00 [thread taskq]
 6  ??  DL    0:00.09 [kqueue taskq]
 7  ??  DL    0:00.01 [pagedaemon]
 8  ??  DL    0:00.00 [vmdaemon]
 9  ??  DL    0:06.63 [pagezero]
10  ??  DL    0:00.00 [ktrace]
11  ??  RL    312:09.00 [idle]
12  ??  WL    0:11.07 [swi2: net]
13  ??  WL    0:27.70 [swi7: clock sio]
14  ??  WL    0:00.00 [swi6: vm]
15  ??  DL    0:03.03 [yarrow]
16  ??  WL    0:00.00 [swi9: +]
17  ??  WL    0:00.00 [swi8: +]
18  ??  WL    0:00.00 [swi5: cambio]
19  ??  WL    0:00.00 [swi9: task queue]
20  ??  WL    0:11.46 [irq16: uhci0 uhci*]
21  ??  DL    0:00.00 [usb0]
22  ??  DL    0:00.00 [usbtask]
23  ??  WL    0:39.63 [irq17: uhci1 uhci*]
24  ??  DL    0:00.00 [usb1]
25  ??  WL    0:00.00 [irq18: uhci2 uhci*]
26  ??  DL    0:00.84 [usb2]
27  ??  DL    0:00.00 [usb3]
28  ??  DL    0:00.00 [usb4]
29  ??  DL    0:00.00 [usb5]
30  ??  DL    0:00.73 [usb6]

```

```

31 ?? DL 0:00.00 [usb7]
32 ?? WL 0:00.00 [irq14: ata0]
33 ?? WL 0:00.00 [irq15: ata1]
34 ?? WL 0:00.00 [irq1: atkbd0]
35 ?? WL 0:00.00 [swi0: sio]
36 ?? WL 0:00.00 [irq11: isab0]
37 ?? WL 0:00.00 [swi3: ip6opt ipopt]
38 ?? WL 0:00.00 [swi4: ip6mismatch+]
39 ?? WL 0:00.00 [swi1: ipfwd]
40 ?? DL 0:00.02 [bufdaemon]
41 ?? DL 0:00.02 [vn1ru]
42 ?? DL 0:00.39 [syncer]
43 ?? DL 0:00.05 [softdepflush]
44 ?? DL 0:00.00 [netdaemon]
45 ?? DL 0:00.02 [vmuncachedaemon]
46 ?? DL 0:00.00 [if_pic_listen]
47 ?? DL 0:00.35 [vmkmemdaemon]
48 ?? DL 0:00.00 [cb_poll]
49 ?? DL 0:00.06 [if_pfe_listen]
50 ?? DL 0:00.00 [scs_housekeeping]
51 ?? IL 0:00.00 [kern_dump_proc]
52 ?? IL 0:00.00 [nfsiod 0]
53 ?? IL 0:00.00 [nfsiod 1]
54 ?? IL 0:00.00 [nfsiod 2]
55 ?? IL 0:00.00 [nfsiod 3]
56 ?? DL 0:00.37 [schedcpu]
57 ?? DL 0:00.56 [md0]
79 ?? DL 0:02.58 [md1]
100 ?? DL 0:00.03 [md2]
118 ?? DL 0:00.01 [md3]
139 ?? DL 0:00.95 [md4]
160 ?? DL 0:00.12 [md5]
181 ?? DL 0:00.00 [md6]
217 ?? DL 0:00.02 [md7]
227 ?? DL 0:00.05 [md8]
1341 ?? SL 0:01.35 [bcmTX]
1342 ?? SL 0:01.69 [bcmXGS3AsyncTX]
1343 ?? SL 0:41.57 [bcmLINK.0]
1345 ?? SL 0:33.97 [bcmLINK.1]
1350 ?? Is 0:00.01 /usr/sbin/cron
1502 ?? S 0:00.01 /sbin/watchdog -t-1
1503 ?? S 0:00.86 /usr/libexec/bslockd -mp -N
1504 ?? I 0:00.01 /usr/sbin/tnetd -N
1507 ?? S 0:01.32 /usr/sbin/alarmd -N
1508 ?? S 0:14.54 /usr/sbin/craftd -N
1509 ?? S 0:01.20 /usr/sbin/mgd -N
1512 ?? S 0:00.05 /usr/sbin/inetd -N
1513 ?? S 0:00.10 /usr/sbin/tnp.snmpd -N
1517 ?? S 0:00.11 /usr/sbin/smartd -N
1525 ?? S 0:01.11 /usr/sbin/idpd -N
1526 ?? S 0:01.43 /usr/sbin/license-check -U -M -p 10 -i 10
1527 ?? I 0:00.01 /usr/libexec/getty Pc ttyv0
1616 ?? DL 0:00.30 [peer proxy]
1617 ?? DL 0:00.32 [peer proxy]
1618 ?? DL 0:00.34 [peer proxy]
1619 ?? DL 0:00.30 [peer proxy]
2391 ?? Is 0:00.01 telnetd
7331 ?? Ss 0:00.03 telnetd
9538 ?? DL 0:01.16 [jsr_kkcm]
9613 ?? DL 0:00.18 [peer proxy]
23781 ?? Ss 0:00.01 telnetd

```

```

23926 ?? Ss 0:00.03 mgd: (mgd) (regress)/dev/tty2 (mgd)
36867 ?? S 0:03.14 /usr/sbin/rpd -N
36874 ?? S 0:00.08 /usr/sbin/lmpd
36876 ?? S 0:00.17 /usr/sbin/lacpd -N
36877 ?? S 0:00.15 /usr/sbin/bfdd -N
36878 ?? S 0:05.05 /usr/sbin/ppmd -N
36907 ?? S 0:26.63 /usr/sbin/chassisd -N
37775 ?? S 0:00.01 /usr/sbin/bdbrepd -N
45727 ?? S 0:00.02 /usr/sbin/xntpd -j -N -g (ntpd)
45729 ?? S 0:00.40 /usr/sbin/l2ald -N
45730 ?? S< 0:00.13 /usr/sbin/apsd -N
45731 ?? SN 0:00.10 /usr/sbin/sampled -N
45732 ?? S 0:00.03 /usr/sbin/ilmid -N
45733 ?? S 0:00.09 /usr/sbin/rmopd -N
45734 ?? S 0:00.31 /usr/sbin/cosd
45735 ?? I 0:00.00 /usr/sbin/rtspd -N
45736 ?? S 0:00.06 /usr/sbin/fsad -N
45737 ?? S 0:00.05 /usr/sbin/rdd -N
45738 ?? S 0:00.10 /usr/sbin/pppd -N
45739 ?? S 0:00.05 /usr/sbin/dfcd -N
45740 ?? S 0:00.08 /usr/sbin/lfmd -N
45741 ?? S 0:00.01 /usr/sbin/mpisoamd -N
45742 ?? I 0:00.01 /usr/sbin/sendd -N
45743 ?? S 0:00.08 /usr/sbin/appidd -N
45744 ?? S 0:00.05 /usr/sbin/mspd -N
45745 ?? S 0:00.27 /usr/sbin/jdiameterd -N
45746 ?? S 0:00.10 /usr/sbin/pfed -N
45747 ?? S 0:00.19 /usr/sbin/lpdfd -N
45748 ?? S 0:00.64 /sbin/dcd -N
45750 ?? S 0:00.46 /usr/sbin/mib2d -N
45751 ?? S 0:00.16 /usr/sbin/dfwd -N
45752 ?? S 0:00.15 /usr/sbin/irsd -N
45764 ?? S 0:20.60 /usr/sbin/snmpd -N
56481 ?? Ss 0:00.02 telnetd
56548 ?? Rs 0:00.19 mgd: (mgd) (regress)/dev/tty0 (mgd)
56577 ?? Ss 0:00.00 mgd: (mgd) (root) (mgd)
56578 ?? R 0:00.00 /bin/ps -ax
1142 d0- S 0:00.01 /usr/sbin/usbd -N
1160 d0- S 0:29.71 /usr/sbin/eventd -N -r -s -A
6527 d0 Is+ 0:00.00 /usr/libexec/getty std.9600 ttyd0
56482 p0 Is 0:00.00 login [pam] (login)
56483 p0 S 0:00.01 -csh (csh)
56547 p0 S+ 0:00.02 cli
2392 p1 Is 0:00.00 login [pam] (login)
2393 p1 I 0:00.00 -csh (csh)
2394 p1 I 0:00.00 su -
2395 p1 I+ 0:00.01 -su (csh)
23782 p2 Is 0:00.00 login [pam] (login)
23881 p2 I 0:00.00 -csh (csh)
23925 p2 S+ 0:00.03 cli
7332 p3 Is 0:00.00 login [pam] (login)
7333 p3 I 0:00.00 -csh (csh)
23780 p3 S+ 0:00.02 telnet aj

```

```

show system user@host> show system processes lcc 2 wide
processes lcc wide (TX lcc2-re0:

```

Matrix Plus
Routing Matrix)

PID	TT	STAT	TIME	PROVIDER	COMMAND
0	??	WLs	0:00.00	(null)	[swapper]
1	??	ILs	0:00.19		/packages/mnt/jbase/sbin/init --
2	??	DL	0:00.02		[g_event]

3	??	DL	0:00.19	[g_up]
4	??	DL	0:00.13	[g_down]
5	??	DL	0:00.00	[thread taskq]
6	??	DL	0:00.00	[kqueue taskq]
7	??	DL	0:00.00	[pagedaemon]
8	??	DL	0:00.00	[vmdaemon]
9	??	DL	0:01.77	[pagezero]
10	??	DL	0:00.00	[ktrace]
11	??	RL	20:33.81	[idle]
12	??	WL	0:00.38	[swi2: net]
13	??	WL	0:01.43	[swi7: clock sio]
14	??	WL	0:00.00	[swi6: vm]
15	??	DL	0:00.14	[yarrow]
16	??	WL	0:00.00	[swi9: +]
17	??	WL	0:00.00	[swi8: +]
18	??	WL	0:00.00	[swi5: cambio]
19	??	WL	0:00.00	[swi9: task queue]
20	??	WL	0:03.18	[irq10: bcm0 uhci1*]
21	??	WL	0:00.03	[irq11: cb0 uhci0+*]
22	??	DL	0:00.00	[usb0]
23	??	DL	0:00.00	[usbtask]
24	??	DL	0:00.00	[usb1]
25	??	DL	0:00.06	[usb2]
26	??	DL	0:00.00	[usb3]
27	??	DL	0:00.00	[usb4]
28	??	DL	0:00.00	[usb5]
29	??	DL	0:00.05	[usb6]
30	??	DL	0:00.00	[usb7]
31	??	WL	0:00.00	[irq14: ata0]
32	??	WL	0:00.00	[irq15: ata1]
33	??	WL	0:00.00	[irq1: atkbd0]
34	??	WL	0:00.00	[swi0: sio]
35	??	WL	0:00.00	[swi3: ip6opt ipopt]
36	??	WL	0:00.00	[swi4: ip6mismatch+]
37	??	WL	0:00.00	[swi1: ipfwd]
38	??	DL	0:00.00	[bufdaemon]
39	??	DL	0:00.00	[vnlru]
40	??	DL	0:00.02	[syncer]
41	??	DL	0:00.01	[softdepflush]
42	??	DL	0:00.00	[netdaemon]
43	??	DL	0:00.00	[vmuncachedaemon]
44	??	DL	0:00.00	[if_pic_listen]
45	??	DL	0:00.03	[vmkmemdaemon]
46	??	DL	0:00.01	[cb_poll]
47	??	DL	0:00.00	[if_pfe_listen]
48	??	DL	0:00.00	[scs_housekeeping]
49	??	IL	0:00.00	[kern_dump_proc]
50	??	IL	0:00.00	[nfsiod 0]
51	??	IL	0:00.00	[nfsiod 1]
52	??	IL	0:00.00	[nfsiod 2]
53	??	IL	0:00.00	[nfsiod 3]
54	??	DL	0:00.02	[schedcpu]
55	??	DL	0:00.75	[md0]
77	??	DL	0:03.84	[md1]
98	??	DL	0:00.59	[md2]
116	??	DL	0:00.02	[md3]
137	??	DL	0:00.72	[md4]
158	??	DL	0:00.15	[md5]
179	??	DL	0:00.00	[md6]
215	??	DL	0:00.03	[md7]
225	??	DL	0:00.03	[md8]

```

1052 ?? DL 0:00.00 [jsr_kkcm]
1337 ?? SL 0:00.11 [bcmTX]
1338 ?? SL 0:00.12 [bcmXGS3AsyncTX]
1339 ?? SL 0:03.82 [bcmLINK.0]
1344 ?? Is 0:00.00 /usr/sbin/cron
1496 ?? I 0:00.00 /sbin/watchdog -t-1
1497 ?? S 0:00.06 /usr/libexec/bslockd -mp -N
1498 ?? I 0:00.01 /usr/sbin/tnetd -N
1500 ?? S 0:09.93 /usr/sbin/chassisd -N
1501 ?? S 0:00.05 /usr/sbin/alarmd -N
1502 ?? I 0:00.39 /usr/sbin/craftd -N
1503 ?? S 0:00.09 /usr/sbin/mgd -N
1506 ?? I 0:00.05 /usr/sbin/inetd -N
1507 ?? I 0:00.00 /usr/sbin/tnp.sntpd -N
1508 ?? I 0:00.00 /usr/sbin/tnp.sntpc -N
1510 ?? S 0:00.01 /usr/sbin/smartd -N
1514 ?? I 0:00.07 /usr/sbin/jcsd -N
1515 ?? S 0:00.17 /usr/sbin/idpd -N
1516 ?? I 0:00.00 /usr/libexec/getty Pc ttyv0
2591 ?? DL 0:00.01 [peer proxy]
2592 ?? DL 0:00.01 [peer proxy]
2593 ?? DL 0:00.01 [peer proxy]
2597 ?? DL 0:00.01 [peer proxy]
3192 ?? S 0:00.02 /usr/sbin/irsd -N
3193 ?? S 0:00.05 /usr/sbin/snmpd -N
3194 ?? S 0:00.04 /sbin/dcd -N
3195 ?? I 0:00.01 /usr/sbin/pfed -N
3196 ?? S 0:00.02 /usr/sbin/mib2d -N
3197 ?? I 0:00.03 /usr/sbin/dfwd -N
3198 ?? S 0:00.15 /usr/sbin/ksyncd -N
3559 ?? Ss 0:00.00 mgd: (mgd) (root) (mgd)
3560 ?? R 0:00.00 /bin/ps -ax -jpw
1138 d0- S 0:00.00 /usr/sbin/usbd -N
1156 d0- S 0:00.50 /usr/sbin/eventd -N -r -s -A
1517 d0 Is+ 0:00.00 /usr/libexec/getty std.9600 ttyd0

```

**show system
processes (QFX
Series)**

user@switch> show system processes

PID	TT	STAT	TIME	COMMAND
0	??	Wls	-2341043:-31.01	[swapper]
1	??	SLs	0:01.34	/packages/mnt/jbase/sbin/init --
2	??	DL	2:48.31	[g_event]
3	??	DL	1:47.44	[g_up]
4	??	DL	1:37.82	[g_down]
5	??	DL	0:00.00	[kdm_tcp_poller]
6	??	DL	0:00.00	[thread taskq]
7	??	DL	0:04.86	[kqueue taskq]
9	??	DL	0:03.94	[pagedaemon]
10	??	DL	0:00.00	[ktrace]
11	??	RL	0:00.00	[idle: cpu31]
12	??	RL	0:00.00	[idle: cpu30]
13	??	RL	0:00.00	[idle: cpu29]
14	??	RL	0:00.00	[idle: cpu28]
15	??	RL	0:00.00	[idle: cpu27]
16	??	RL	0:00.00	[idle: cpu26]
17	??	RL	0:00.00	[idle: cpu25]
18	??	RL	0:00.00	[idle: cpu24]
19	??	RL	0:00.00	[idle: cpu23]
20	??	RL	0:00.00	[idle: cpu22]
21	??	RL	0:00.00	[idle: cpu21]
22	??	RL	0:00.00	[idle: cpu20]
23	??	RL	0:00.00	[idle: cpu19]

```

24 ?? RL      0:00.00 [idle: cpu18]
25 ?? RL      0:00.00 [idle: cpu17]
26 ?? RL      0:00.00 [idle: cpu16]
27 ?? RL      0:00.00 [idle: cpu15]
28 ?? RL      0:00.00 [idle: cpu14]
29 ?? RL      0:00.00 [idle: cpu13]
30 ?? RL      0:00.00 [idle: cpu12]
31 ?? RL      0:00.00 [idle: cpu11]
32 ?? RL      0:00.00 [idle: cpu10]
33 ?? RL      0:00.00 [idle: cpu9]
34 ?? RL      18184:07.25 [idle: cpu8]
35 ?? RL      0:00.00 [idle: cpu7]
36 ?? RL      17862:11.31 [idle: cpu6]
37 ?? RL      19343:45.16 [idle: cpu5]
38 ?? RL      5192:38.30 [idle: cpu4]
39 ?? RL      0:00.00 [idle: cpu3]
40 ?? RL      19278:02.24 [idle: cpu2]
41 ?? RL      19291:00.72 [idle: cpu1]
42 ?? RL      18910:31.21 [idle: cpu0]
43 ?? WL      19:03.74 [swi2: net]
44 ?? WL      261:43.82 [swi7: clock sio]
45 ?? WL      0:00.00 [swi6: vm]
46 ?? DL      2:18.57 [yarrow]
47 ?? WL      0:00.00 [swi9: +]
48 ?? WL      0:00.00 [swi8: +]
49 ?? WL      0:12.36 [swi5: cambio]
50 ?? WL      0:00.00 [swi9: task queue]
51 ?? WL      0:00.00 [swi0: sio]
52 ?? WL      0:32.40 [irq39: ehci0]
53 ?? DL      0:00.21 [usb0]
54 ?? DL      0:00.00 [usbtask]
55 ?? WL      0:00.00 [irq22: xlr_lbus0]
56 ?? WL      0:00.00 [irq38: xlr_lbus0]
57 ?? WL      0:00.00 [swi3: ip6opt ipopt]
58 ?? WL      0:00.00 [swi4: ip6mismatch+]
59 ?? WL      0:00.00 [swi1: ipfwd]
60 ?? DL      0:18.65 [pagezero]
61 ?? DL      0:18.59 [bufdaemon]
62 ?? DL      1:10.44 [vnlr_u_mem]
63 ?? DL      1:51.66 [syncer]
64 ?? DL      0:20.22 [vnlr_u]
65 ?? DL      0:40.48 [softdepflush]
66 ?? DL      0:00.00 [netdaemon]
67 ?? DL      20:47.67 [vmkmemdaemon]
68 ?? DL      0:00.00 [if_pfe_listen]
69 ?? SL      0:02.80 [kdm_checkkcore]
70 ?? SL      0:03.34 [kdm_savekcore]
71 ?? SL      0:04.31 [kdm_livekcore]
72 ?? SL      0:06.14 [kdm_logger]
73 ?? SL      0:04.31 [kdm_kdb]
74 ?? SL      0:00.02 [devrt_kernel_thread]
75 ?? DL      0:21.54 [vmuncachedaemon]
76 ?? DL      0:00.00 [if_pic_listen0]
77 ?? SL      0:00.00 [nfsiod 0]
78 ?? SL      0:00.00 [nfsiod 1]
79 ?? SL      0:00.00 [nfsiod 2]
80 ?? SL      0:00.00 [nfsiod 3]
81 ?? WL      5:59.98 [irq13: +]
82 ?? RL      105:06.81 [pkt_sender: cpu0]
83 ?? DL      0:03.62 [md0]
95 ?? DL      0:37.04 [md1]

```



```

115 ?? DL 0:06.01 [md2]
135 ?? DL 0:00.75 [md3]
155 ?? DL 0:21.17 [md4]
175 ?? DL 0:01.90 [md5]
195 ?? DL 0:06.26 [md6]
231 ?? DL 0:00.01 [md7]
755 ?? Ss 0:04.17 /usr/sbin/cron
847 ?? S 0:00.10 /usr/sbin/tnetd -N
849 ?? S 0:06.82 /usr/sbin/mgd -N
850 ?? S 0:00.32 /usr/sbin/inetd -N
852 ?? S 1:05.34 /usr/sbin/dhcpd -N
853 ?? S 0:00.18 /usr/sbin/inetd -p /var/run/inetd_4.pid -N -JU __juni
855 ?? L 1181:02.21 /usr/sbin/dc-pfe -N (pafxpc)
857 ?? S 17:55.86 /usr/sbin/vccpd -N
896 ?? S 93:43.45 /usr/sbin/chassism -N
953 ?? S 0:02.89 /sbin/watchdog -t-1
954 ?? S 3:34.00 /sbin/dcd -N
955 ?? S 10:30.13 /usr/sbin/chassisd -N
956 ?? DL 0:00.21 [peer proxy]
957 ?? S 4:07.43 /usr/sbin/alarmd -N
958 ?? S 0:31.69 /usr/sbin/craftd -N
959 ?? S 0:55.16 /usr/sbin/mib2d -N
960 ?? S 3:40.64 /usr/sbin/rpd -N
961 ?? S 0:00.03 /usr/sbin/tnp.snmpd -N
962 ?? S 0:51.94 /usr/sbin/pfed -N
963 ?? S 0:47.31 /usr/sbin/rmopd -N
964 ?? S 0:33.65 /usr/sbin/cosd
965 ?? S 1:48.41 /usr/sbin/ppmd -N
966 ?? S 0:07.18 /usr/sbin/dfwd -N
967 ?? S 1:02.56 /usr/sbin/bfdd -N
968 ?? S 0:00.63 /usr/sbin/rdd -N
969 ?? S 0:40.61 /usr/sbin/dfcd -N
971 ?? S 0:07.81 /usr/sbin/bdbrepd -N
972 ?? S 0:00.28 /usr/sbin/sendd -N
973 ?? S 1:37.69 /usr/sbin/xntpd -j -N -g -JU __juniper_private4__ (nt
974 ?? S 5:56.28 /usr/sbin/snmpd -N -JU __juniper_private4__
975 ?? S 16:46.82 /usr/sbin/jdiameterd -N
976 ?? S 2:34.13 /usr/sbin/eswd -N
977 ?? S 1:03.05 /usr/sbin/sflowd -N
978 ?? S 0:22.30 /usr/sbin/fcd -N
979 ?? S 1:07.01 /usr/sbin/vccpdf -N
982 ?? S 0:25.25 /usr/sbin/mcsnoopd -N
983 ?? S 3:45.68 /usr/sbin/rpdf -N
1043 ?? S 0:37.87 /usr/sbin/lacpd -N
1048 ?? DL 0:01.29 [peer proxy]
1111 ?? WL 0:00.00 [swi2: FMNITHRD+]
1112 ?? DL 0:00.03 [peer proxy]
12816 ?? S 15:35.32 /usr/sbin/sfid -N
30893 ?? Ss 0:00.65 sshd: tlewis@tty0 (sshd)
30897 ?? Ss 0:00.15 mgd: (mgd) (tlewis)/dev/tty0 (mgd)
30905 ?? Ss 0:00.64 sshd: tlewis@tty1 (sshd)
30909 ?? Ss 0:00.15 mgd: (mgd) (tlewis)/dev/tty1 (mgd)
30910 ?? Ss 0:01.26 sshd: tcheng@tty2 (sshd)
30914 ?? Ss 0:00.80 mgd: (mgd) (tcheng)/dev/tty2 (mgd)
30937 ?? R 0:00.03 /bin/ps -ax
661 d0- S 0:21.24 /usr/sbin/eventd -N -r -s -A
860 d0 Ss+ 0:00.07 /usr/libexec/getty std.9600 ttyd0
30896 p0 Ss+ 0:00.55 -cli (cli)
30908 p1 Ss+ 0:00.50 -cli (cli)
30913 p2 Ss+ 0:00.85 -cli (cli)

```


show system queues

Syntax	show system queues
Syntax (TX Matrix Router)	show system queues <all-chassis all-lcc lcc <i>number</i> scc>
Syntax (TX Matrix Plus Router)	show system queues <all-chassis all-lcc lcc <i>number</i> sfc <i>number</i> >
Syntax (MX Series Router)	show system queues <all-members> <local> <member <i>member-id</i> >
Release Information	Command introduced before Junos OS Release 7.4. sfc option introduced for the TX Matrix Plus router in Junos OS Release 9.6.
Description	Display queue statistics.
Options	<p>all-chassis—(TX Matrix and TX Matrix Plus routers only) (Optional) On a TX Matrix router, display system queue statistics for all the T640 routers in the chassis that are connected to the TX Matrix router. On a TX Matrix Plus router, display system queue statistics for all the T1600 routers in the chassis that are connected the TX Matrix Plus router.</p> <p>all-lcc—(TX Matrix and TX Matrix Plus routers only) (Optional) Display system queue statistics for all LCC chassis attached to the TX Matrix or TX Matrix Plus routers.</p> <p>all-members—(MX Series routers only) (Optional) Display system queue statistics for all members of the Virtual Chassis configuration.</p> <p>lcc <i>number</i>—(TX Matrix and TX Matrix Plus routers only) (Optional) On a TX Matrix router, display system queue statistics for a specific T640 router that is connected to the TX Matrix router. On a TX Matrix Plus router, display system queue statistics for a specific T1600 router that is connected to the TX Matrix Plus router. Replace <i>number</i> with a value from 0 through 3.</p> <p>local—(MX Series routers only) (Optional) Display system queue statistics for the local Virtual Chassis member.</p> <p>member <i>member-id</i>—(MX Series routers only) (Optional) Display system queue statistics for the specified member of the Virtual Chassis configuration. Replace <i>member-id</i> with a value of 0 or 1.</p> <p>scc—(TX Matrix routers only) (Optional) Display queue statistics for the TX Matrix router.</p> <p>sfc <i>number</i>—(TX Matrix Plus routers only) (Optional) Display system queue statistics for the TX Matrix Plus router (or switch-fabric chassis). Replace <i>number</i> with 0.</p>

Additional Information By default, when you issue the **show system queues** command on a TX Matrix or TX Matrix Plus master Routing Engine, the command is broadcast to all the T640 (in a routing matrix based on the TX Matrix router) or T1600 (in a routing matrix based on the TX Matrix Plus router) master Routing Engines connected to it. Likewise, if you issue the same command on the TX Matrix or TX Matrix Plus backup Routing Engine, the command is broadcast to all the T640 (in a routing matrix based on the TX Matrix router) or T1600 (in a routing matrix based on the TX Matrix router) backup Routing Engines that are connected to it.

Required Privilege Level maintenance

List of Sample Output [show system queues on page 1142](#)
[show system queues scc \(TX Matrix Router\) on page 1142](#)
[show system queues sfc \(TX Matrix Router\) on page 1143](#)

Output Fields [Table 161 on page 1142](#) lists the output fields for the **show system queues** command. Output fields are listed in the approximate order in which they appear.

Table 161: show system queues Output Fields

Field Name	Field Description
Output interface	Interface on the router on which the queue exists: <ul style="list-style-type: none"> • fxp0—Management Ethernet interface • fxp1—Internal Ethernet interface • lsi—Internally generated interface and not configurable • dsc—Discard interface
bytes	Number of bytes in the queue.
max	Maximum number of bytes allowed in the queue.
packets	Number of packets in the queue.
max	Maximum number of packets allowed in the queue.
drops	Number of packets dropped from the queue.

Sample Output

show system queues user@host> **show system queues**

```
output interface      bytes      max  packets      max  drops
fxp0                  0    1250000      0    4166        6
fxp1                  0    1250000      0    4166       19
lsi                   0     12500      0     41         0
dsc                   0         0      0         0         0
```

show system queues scc (TX Matrix Router) user@host> **show system queues scc**

```
output interface      bytes      max  packets      max  drops
fxp0                  0    1250000      0    4166         5
lsi                   0     12500      0     41         0
```

dsc	0	0	0	0	0
lo0	0	0	0	0	0
bcm0	0	12500000	0	30000	0
em0	0	12500000	0	30000	0
gre	0	12500	0	41	0
ipip	0	12500	0	41	0
tap	0	0	0	0	0
pime	0	12500	0	41	0
pimd	0	12500	0	41	0
mtun	0	12500	0	41	0
so-1/0/0	0	125000	0	416	0
so-1/1/0	0	125000	0	416	0
so-21/0/0	0	125000	0	416	0
ge-21/1/0	0	1250000	0	4166	0
ge-21/1/1	0	1250000	0	4166	3
ge-21/2/0	0	1250000	0	4166	0
ge-21/2/1	0	1250000	0	4166	3
so-21/3/0	0	125000	0	416	0
so-0/0/0	0	125000	0	416	0
so-0/1/0	0	125000	0	416	0
so-0/2/0	0	125000	0	416	0
pd-0/3/0	0	12500	0	41	0
pe-0/3/0	0	12500	0	41	0
gr-0/3/0	0	12500	0	41	0
ip-0/3/0	0	12500	0	41	0
vt-0/3/0	0	12500	0	41	0
mt-0/3/0	0	12500	0	41	0
lt-0/3/0	0	12500	0	41	0
so-17/0/0	0	125000	0	416	0
input protocol	bytes	max	packets	max	drops
sp1fwdq	0	1000000	0	1000	0
sp1netq	0	1000000	0	1000	0
arpintrq	0	1000	0	50	0
optionq	0	200000	0	200	0
icmpq	0	50000	0	50	0
frlmiq	0	0	0	0	0
spppintrq	0	25000	0	250	0
clnlintrq	0	200000	0	200	0
tnpintrq	0	1250000	0	4166	0
tagintrq	0	200000	0	200	0
tagfragq	0	200000	0	200	0

show system queues user@host> show system queues sfc 0
sfc0-re0:

output interface	bytes	max	packets	max	drops
ixgbe1	0	125000000	0	45000	4384
ixgbe0	0	125000000	0	45000	0
lsi	0	12500	0	41	0
dsc	0	0	0	0	0
lo0	0	0	0	0	0
em0	0	12500000	0	41666	1
gre	0	12500	0	41	0
ipip	0	12500	0	41	0
tap	0	0	0	0	0
pime	0	12500	0	41	0
pimd	0	12500	0	41	0
mtun	0	12500	0	41	0
xe-12/0/0	0	1250000	0	4166	0
xe-12/0/1	0	1250000	0	4166	0
xe-12/0/2	0	1250000	0	4166	0

xe-12/0/3	0	1250000	0	4166	0
xe-12/1/0	0	1250000	0	4166	0
xe-12/1/1	0	1250000	0	4166	0
xe-12/1/2	0	1250000	0	4166	0
xe-12/1/3	0	1250000	0	4166	0
xe-20/0/0	0	1250000	0	4166	0
xe-20/0/1	0	1250000	0	4166	0
xe-20/0/2	0	1250000	0	4166	0
xe-20/0/3	0	1250000	0	4166	0
xe-20/1/0	0	1250000	0	4166	0
xe-20/1/1	0	1250000	0	4166	0
xe-20/1/2	0	1250000	0	4166	0
xe-20/1/3	0	1250000	0	4166	0
ge-15/0/0	0	1250000	0	4166	75
ge-15/0/1	0	1250000	0	4166	0
ge-15/0/2	0	1250000	0	4166	75
ge-15/0/3	0	1250000	0	4166	75
ge-15/0/4	0	1250000	0	4166	0
ge-15/0/5	0	1250000	0	4166	0
ge-15/0/6	0	1250000	0	4166	0
ge-15/0/7	0	1250000	0	4166	0
ge-15/0/8	0	1250000	0	4166	0
ge-15/0/9	0	1250000	0	4166	0
xe-4/0/0	0	1250000	0	4166	0
xe-4/0/1	0	1250000	0	4166	0
xe-4/0/2	0	1250000	0	4166	0
xe-4/0/3	0	1250000	0	4166	0
xe-4/1/0	0	1250000	0	4166	0
xe-4/1/1	0	1250000	0	4166	0
xe-4/1/2	0	1250000	0	4166	0
xe-4/1/3	0	1250000	0	4166	0
xe-24/0/0	0	1250000	0	4166	0
xe-24/0/1	0	1250000	0	4166	0
xe-24/0/2	0	1250000	0	4166	0
xe-24/0/3	0	1250000	0	4166	0
xe-24/1/0	0	1250000	0	4166	0
xe-24/1/1	0	1250000	0	4166	0
xe-24/1/2	0	1250000	0	4166	0
xe-24/1/3	0	1250000	0	4166	0
ge-7/0/0	0	1250000	0	4166	0
ge-7/0/1	0	1250000	0	4166	0
ge-7/0/2	0	1250000	0	4166	0
ge-7/0/3	0	1250000	0	4166	75
ge-7/0/4	0	1250000	0	4166	0
ge-7/0/5	0	1250000	0	4166	0
ge-7/0/6	0	1250000	0	4166	0
ge-7/0/7	0	1250000	0	4166	0
ge-7/0/8	0	1250000	0	4166	0
ge-7/0/9	0	1250000	0	4166	0
so-7/1/0	0	125000	0	416	0
so-7/2/0	0	125000	0	416	0
xe-21/0/0	0	1250000	0	4166	0
xe-21/0/1	0	1250000	0	4166	0
xe-21/0/2	0	1250000	0	4166	0
xe-21/0/3	0	1250000	0	4166	0
xe-21/1/0	0	1250000	0	4166	0
xe-21/1/1	0	1250000	0	4166	0
xe-21/1/2	0	1250000	0	4166	0
xe-21/1/3	0	1250000	0	4166	0
xe-14/0/0	0	1250000	0	4166	0
xe-14/0/1	0	1250000	0	4166	0

xe-14/0/2	0	1250000	0	4166	0
xe-14/0/3	0	1250000	0	4166	0
xe-14/1/0	0	1250000	0	4166	0
xe-14/1/1	0	1250000	0	4166	0
xe-14/1/2	0	1250000	0	4166	0
xe-14/1/3	0	1250000	0	4166	0
xe-25/0/0	0	1250000	0	4166	0
xe-25/0/1	0	1250000	0	4166	0
xe-25/0/2	0	1250000	0	4166	0
xe-25/0/3	0	1250000	0	4166	0
xe-25/1/0	0	1250000	0	4166	0
xe-25/1/1	0	1250000	0	4166	0
xe-25/1/2	0	1250000	0	4166	0
xe-25/1/3	0	1250000	0	4166	0
so-22/0/0	0	125000	0	416	0
so-22/0/1	0	125000	0	416	0
so-22/0/2	0	125000	0	416	0
so-22/0/3	0	125000	0	416	0
xe-22/1/0	0	1250000	0	4166	0
xe-22/1/1	0	1250000	0	4166	0
xe-22/1/2	0	1250000	0	4166	0
xe-22/1/3	0	1250000	0	4166	0
xe-6/0/0	0	1250000	0	4166	0
xe-6/0/1	0	1250000	0	4166	0
xe-6/0/2	0	1250000	0	4166	0
xe-6/0/3	0	1250000	0	4166	0
xe-6/1/0	0	1250000	0	4166	0
xe-6/1/1	0	1250000	0	4166	0
xe-6/1/2	0	1250000	0	4166	0
xe-6/1/3	0	1250000	0	4166	0
xe-26/0/0	0	1250000	0	4166	0
xe-26/0/1	0	1250000	0	4166	0
xe-26/0/2	0	1250000	0	4166	0
xe-26/0/3	0	1250000	0	4166	0
xe-26/1/0	0	1250000	0	4166	0
xe-26/1/1	0	1250000	0	4166	0
xe-26/1/2	0	1250000	0	4166	0
xe-26/1/3	0	1250000	0	4166	0
ge-31/0/0	0	1250000	0	4166	0
ge-31/0/1	0	1250000	0	4166	0
ge-31/0/2	0	1250000	0	4166	0
ge-31/0/3	0	1250000	0	4166	0
ge-31/0/4	0	1250000	0	4166	75
ge-31/0/5	0	1250000	0	4166	0
ge-31/0/6	0	1250000	0	4166	75
ge-31/0/7	0	1250000	0	4166	0
ge-31/0/8	0	1250000	0	4166	0
ge-31/0/9	0	1250000	0	4166	0
pd-31/1/0	0	12500	0	41	0
pe-31/1/0	0	12500	0	41	0
gr-31/1/0	0	12500	0	41	0
ip-31/1/0	0	12500	0	41	0
vt-31/1/0	0	12500	0	41	0
mt-31/1/0	0	12500	0	41	0
lt-31/1/0	0	12500	0	41	0
so-29/0/0	0	125000	0	416	0
so-29/0/1	0	125000	0	416	0
so-29/0/2	0	125000	0	416	0
so-29/0/3	0	125000	0	416	0
xe-29/1/0	0	1250000	0	4166	0
xe-29/1/1	0	1250000	0	4166	0

xe-29/1/2	0	1250000	0	4166	0
xe-29/1/3	0	1250000	0	4166	0
so-28/0/0	0	125000	0	416	0
so-28/0/1	0	125000	0	416	0
so-28/0/2	0	125000	0	416	0
so-28/0/3	0	125000	0	416	0
ge-23/0/0	0	1250000	0	4166	0
ge-23/0/1	0	1250000	0	4166	0
ge-23/0/2	0	1250000	0	4166	0
ge-23/0/3	0	1250000	0	4166	0
ge-23/0/4	0	1250000	0	4166	0
ge-23/0/5	0	1250000	0	4166	0
ge-23/0/6	0	1250000	0	4166	0
ge-23/0/7	0	1250000	0	4166	0
ge-23/0/8	0	1250000	0	4166	0
ge-23/0/9	0	1250000	0	4166	0
input protocol	bytes	max	packets	max	drops
sp1fwdq	0	1000000	0	1000	0
sp1netq	0	1000000	0	1000	0
arpintrq	0	1000	0	50	0
optionq	0	200000	0	200	0
icmpq	0	50000	0	50	0
fr1miq	0	0	0	0	0
spppintrq	0	25000	0	250	0
atmctlpktq	0	0	0	0	0
atmoamq	0	0	0	0	0
tnpintrq	0	1250000	0	4166	0
tagintrq	0	200000	0	200	0
tagfragq	0	200000	0	200	0

show system reboot

Syntax	show system reboot <both-routing-engines>
Syntax (EX Series Switches)	show system reboot <all-members> <both-routing-engines> <local> <member <i>member-id</i> >
Syntax (TX Matrix Router)	show system reboot <all-chassis all-lcc lcc <i>number</i> scc> <both-routing-engines>
Syntax (TX Matrix Plus Router)	show system reboot <all-chassis all-lcc lcc <i>number</i> sfc <i>number</i> > <both-routing-engines>
Syntax (MX Series Router)	show system reboot <all-members> <both-routing-engines> <local> <member <i>member-id</i> >
Syntax (QFX Series)	show system reboot <both-routing-engines> <infrastructure <i>name</i> > <interconnect-device <i>name</i> > <node-device <i>name</i> >
Release Information	Command introduced before Junos OS Release 7.4. Command introduced in Junos OS Release 9.0 for EX Series switches. sfc option introduced for the TX Matrix Plus router in Junos OS Release 9.6. Command introduced in Junos OS Release 11.1 for the QFX Series.
Description	Display pending system reboots or halts.
Options	<p>none—Display pending reboots or halts on the active Routing Engine.</p> <p>all-chassis—(TX Matrix and TX Matrix Plus routers only) (Optional) On a TX Matrix router, display halt or reboot request information for all the T640 routers in the chassis that are connected to the TX Matrix router. On a TX Matrix Plus router, display halt or reboot request information for all the T1600 routers in the chassis that are connected to the TX Matrix Plus router.</p> <p>all-members—(EX4200 switches and MX Series routers only) (Optional) Display halt or reboot request information for all members of the Virtual Chassis configuration.</p> <p>all-lcc—(TX Matrix and TX Matrix Plus routers only) (Optional) On a TX Matrix router, display system halt or reboot request information for all T640 routers (or line-card chassis) connected to the TX Matrix router. On a TX Matrix Plus router, display halt</p>

or reboot request information for all T1600 routers (or line-card chassis) connected to the TX Matrix Plus router

both-routing-engines—(Systems with multiple Routing Engines) (Optional) Display halt or reboot request information on both Routing Engines.

infrastructure *name*—(QFabric switches only) (Optional) Display reboot request information on the fabric manager Routing Engines and fabric control Routing Engines.

interconnect-device *name*—(QFabric switches only) (Optional) Display reboot request information on the Interconnect device.

lcc *number*—(TX Matrix and TX Matrix Plus routers only) (Optional) On a TX Matrix router, display halt or reboot request information for a specific T640 router that is connected to the TX Matrix router. On a TX Matrix Plus router, display halt or reboot request information for a specific T1600 router that is connected to the TX Matrix Plus router. Replace ***number*** with a value from 0 through 3.

local—(EX4200 switches and MX Series routers only) (Optional) Display halt or reboot request information for the local Virtual Chassis member.

member *member-id*—(EX4200 switches and MX Series routers only) (Optional) Display halt or reboot request information for the specified member of the Virtual Chassis configuration. For EX4200 switches, replace ***member-id*** with a value from 0 through 9. For an MX Series Virtual Chassis, replace ***member-id*** with a value of 0 or 1.

node-group *name*—(QFabric switches only) (Optional) Display reboot request information on the Node group.

scc—(TX Matrix router only) (Optional) Display halt or reboot request information for the TX Matrix router (or switch-card chassis).

sfc—(TX Matrix Plus router only) (Optional) Display halt or reboot request information for the TX Matrix Plus router (or switch-fabric chassis).

Additional Information By default, when you issue the **show system reboot** command on a TX Matrix or TX Matrix Plus master Routing Engine, the command is broadcast to all the T640 (in a routing matrix based on the TX Matrix router) or T1600 (in a routing matrix based on the TX Matrix Plus router) master Routing Engines connected to it. Likewise, if you issue the same command on the TX Matrix or TX Matrix Plus backup Routing Engine, the command is broadcast to all the T640 (in a routing matrix based on the TX Matrix router) or T1600 (in a routing matrix based on the TX Matrix Plus router) backup Routing Engines that are connected to it.

Required Privilege Level maintenance

List of Sample Output [show system reboot on page 1149](#)
[show system reboot all-lcc \(TX Matrix Router\) on page 1149](#)
[show system reboot sfc \(TX Matrix Plus Router\) on page 1149](#)
[show system reboot \(QFX3500 Switch\) on page 1149](#)

Sample Output

show system reboot user@host> **show system reboot**
reboot requested by root at Wed Feb 10 17:40:46 1999
[process id 17885]

show system reboot user@host> **show system reboot all-lcc**
all-lcc (TX Matrix lcc0-re0:
Router) -----
No shutdown/reboot scheduled.

lcc2-re0:

No shutdown/reboot scheduled.

show system reboot user@host> **show system sfc 0**
sfc (TX Matrix Plus No shutdown/reboot scheduled.
Router)

show system reboot user@switch> **show system reboot**
(QFX3500 Switch) No shutdown/reboot scheduled.

show system rollback

Syntax `show system rollback number`
`<compare number>`

Release Information Command introduced before Junos OS Release 7.4.
 Command introduced in Junos OS Release 9.0 for EX Series switches.
 Command introduced in Junos OS Release 11.1 for the QFX Series.

Description Display the contents of a previously committed configuration, or the differences between two previously committed configurations.



NOTE: The `show system rollback` command is a purely operational mode command and cannot be issued with `run` from the configuration mode.

Options *number*—Number of a configuration to view. The output displays the configuration. The range of values is 0 through 49.

compare number —(Optional) Number of another previously committed (rollback) configuration to compare to rollback *number*. The output displays the differences between the two configurations. The range of values is 0 through 49.

Required Privilege Level view

List of Sample Output [show system rollback compare on page 1150](#)

Sample Output

```
show system rollback compare user@host> show system rollback 3 compare 1
[edit]
+ interfaces {
+   ge-1/1/1 {
+     unit 0 {
+       family inet {
+         filter {
+           input mf_plp;
+         }
+         address 14.1.1.1/30;
+       }
+     }
+   }
+   ge-1/2/1 {
+     unit 0 {
+       family inet {
+         filter {
+           input mf_plp;
+         }
+         address 13.1.1.1/30;
+       }
+     }
+   }
+ }
```

```
+   ge-1/3/0 {  
+       unit 0 {  
+           family inet {  
+               filter {  
+                   input mf_plp;  
+               }  
+               address 12.1.1.1/30;  
+           }  
+       }  
+   }  
+}
```

show system services dhcp binding

Syntax	show system services dhcp binding <detail> <address>
Release Information	Command introduced before Junos OS Release 7.4. Command introduced in Junos OS Release 9.0 for EX Series switches.
Description	(J Series routers only) Display Dynamic Host Configuration Protocol (DHCP) server client binding information.
Options	<p>none—Display brief information about all active client bindings.</p> <p>detail—(Optional) Display detailed information about all active client bindings.</p> <p>address—(Optional) Display detailed client binding information for the specified IP address only.</p>
Required Privilege Level	view and system
Related Documentation	<ul style="list-style-type: none"> • clear system services dhcp binding on page 839
List of Sample Output	show system services dhcp binding on page 1153 show system services dhcp binding address on page 1153 show system services dhcp binding address detail on page 1153
Output Fields	Table 162 on page 1152 describes the output fields for the show system services dhcp binding command. Output fields are listed in the approximate order in which they appear.

Table 162: show system services dhcp binding Output Fields

Field Name	Field Description	Level of Output
Allocated address	List of IP addresses the DHCP server has assigned to clients.	All levels
MAC address	Corresponding media access control (MAC) hardware address of the client.	All levels
Client identifier	(address option only) Client's unique identifier (represented by an ASCII string or hexadecimal digits). This identifier is used by the DHCP server to index its database of address bindings.	All levels
Binding Type	Type of binding assigned to the client. DHCP servers can assign a dynamic binding from a pool of IP addresses or a static binding to one or more specific IP addresses.	All levels
Lease Expires at	Time the lease expires or never for leases that do not expire.	All levels
Lease Obtained at	(address option only) Time the client obtained the lease from the DHCP server.	detail

Table 162: show system services dhcp binding Output Fields (*continued*)

Field Name	Field Description	Level of Output
State	Status of the binding. Bindings can be active or expired.	detail
Pool	Address pool that contains the IP address assigned to the client.	detail
Request received on	Interface on which the DHCP message exchange occurs. The IP address pool is configured based on the interface's IP address. If a relay agent is used, its IP address is also displayed.	detail
DHCP options	User-defined options created for the DHCP server. If no options have been defined, this field is blank.	detail

Sample Output

```
show system services dhcp binding  user@host> show system services dhcp binding
                                     Allocated address  MAC address      Binding Type  Lease expires at
                                     192.168.1.2        00:a0:12:00:12:ab static        never
                                     192.168.1.3        00:a0:12:00:13:02 dynamic       2004-05-03 13:01:42 PDT
```

```
show system services dhcp binding address  user@host> show system services dhcp binding 192.168.1.3
DHCP binding information:
Allocated address: 192.168.1.3
Mac address: 00:a0:12:00:12:ab
Client identifier
61 63 65 64 2d 30 30 3a 61 30 3a 31 32 3a 30 30aced-00:a0:12:00
3a 31 33 3a 30 32:13:02

Lease information:
  Binding Type dynamic
  Obtained at 2004-05-02 13:01:42 PDT
  Expires at 2004-05-03 13:01:42 PDT
```

```
show system services dhcp binding address detail  user@host> show system services dhcp binding 192.168.1.3 detail
DHCP binding information:
Allocated address      192.168.1.3
MAC address 00:a0:12:00:12:ab
Pool                  192.168.1.0/24
Request received on fe-0/0/0, relayed by 192.168.4.254

Lease information:
  Type      DHCP
  Obtained at 2004-05-02 13:01:42 PDT
  Expires at 2004-05-03 13:01:42 PDT
  State active

DHCP options:
  Name: name-server, Value: { 6.6.6.6, 6.6.6.7 }
  Name: domain-name, Value: mydomain.tld
  Code: 19, Type: flag, Value: off
```

Code: 40, Type: string, Value: domain.tld
Code: 32, Type: ip-address, Value: 3.3.3.33

show system services dhcp conflict

Syntax	show system services dhcp conflict
Release Information	Command introduced before Junos OS Release 7.4. Command introduced in Junos OS Release 9.0 for EX Series switches.
Description	(J Series routers only and EX Series switches) Display Dynamic Host Configuration Protocol (DHCP) client-detected conflicts for IP addresses. When a conflict is detected, the DHCP server removes the address from the address pool.
Options	This command has no options.
Required Privilege Level	view and system
Related Documentation	<ul style="list-style-type: none"> clear system services dhcp conflict on page 840
List of Sample Output	show system services dhcp conflict on page 1155
Output Fields	Table 163 on page 1155 describes the output fields for the show system services dhcp conflict command. Output fields are listed in the approximate order in which they appear.

Table 163: show system services dhcp conflict Output Fields

Field Name	Field Description
Detection time	Date and time the client detected the conflict.
Detection method	How the conflict was detected.
Address	IP address where the conflict occurs. The addresses in the conflicts list remain excluded from the pool until you use a clear system services dhcp conflict command to manually clear the list.

Sample Output

```

show system services dhcp conflict  user@host> show system services dhcp conflict
Detection time      Detection method  Address
2004-08-03 19:04:00 PDT  ARP              3.3.3.5
2004-08-04 04:23:12 PDT  Ping             4.4.4.8
2004-08-05 21:06:44 PDT  Client           3.3.3.10

```

show system services dhcp global

Syntax	show system services dhcp global
Release Information	Command introduced before Junos OS Release 7.4. Command introduced in Junos OS Release 9.0 for EX Series switches.
Description	(J Series routers and EX Series switches only) Display Dynamic Host Configuration Protocol (DHCP) global configuration options. Global options apply to all scopes and clients served by the DHCP server. Global options are overridden if specified otherwise in scope or client options. Scope options apply to specific subnets or ranges of addresses. Client options apply to specific clients.
Options	This command has no options.
Required Privilege Level	view and system
List of Sample Output	show system services dhcp global on page 1157
Output Fields	Table 164 on page 1156 describes the output fields for the show system services dhcp global command. Output fields are listed in the approximate order in which they appear.

Table 164: show system services dhcp global Output Fields

Field Name	Field Description
BOOTP lease length	Length of lease time assigned to BOOTP clients.
Default lease time	Lease time assigned to clients that do not request a specific lease time.
Minimum lease time	Minimum time a client retains an IP address lease on the server.
Maximum lease time	Maximum time a client can retain an IP address lease on the server.
DHCP options	User-defined options created for the DHCP server. If no options have been defined, this field is blank.

Sample Output

```
show system services  user@host> show system services dhcp global
dhcp global
Global settings:
  BOOTP lease length      infinite

DHCP lease times:
  Default lease time      1 hour
  Minimum lease time      2 hours
  Maximum lease time      infinite

DHCP options:
  Name: name-server, Value: { 6.6.6.6, 6.6.6.7 }
  Name: domain-name, Value: mydomain.tld
  Code: 19, Type: flag, Value: off
  Code: 40, Type: string, Value: domain.tld
  Code: 32, Type: ip-address, Value: 3.3.3.33
```

show system services dhcp pool

Syntax	show system services dhcp pool <detail> <subnet-address>
Release Information	Command introduced before Junos OS Release 7.4. Command introduced in Junos OS Release 9.0 for EX Series switches.
Description	(J Series routers and EX Series switches only) Display Dynamic Host Configuration Protocol (DHCP) server IP address pools.
Options	none —Display brief information about all IP address pools. detail —(Optional) Display detailed information. subnet-address —(Optional) Display information for the specified subnet address.
Required Privilege Level	view and system
List of Sample Output	show system services dhcp pool on page 1159 show system services dhcp pool subnet-address on page 1159 show system services dhcp pool subnet-address detail on page 1159
Output Fields	Table 165 on page 1158 describes the output fields for the show system services dhcp pool command. Output fields are listed in the approximate order in which they appear.

Table 165: show system services dhcp pool Output Fields

Field Name	Field Description	Level of Output
Pool name	Subnet on which the IP address pool is defined.	None specified
Low address	Lowest address in the IP address pool.	None specified
High address	Highest address in the IP address pool.	None specified
Excluded addresses	Addresses excluded from the address pool.	None specified
Subnet	(<i>subnet-address</i> option only) Subnet to which the specified address pool belongs.	None specified
Address range	(<i>subnet-address</i> option only) Range of IP addresses in the address pool.	None specified
Addresses assigned	Number of IP addresses in the pool that are assigned to DHCP clients and the total number of IP addresses in the pool.	detail
Active	Number of assigned IP addresses in the pool that are active.	detail
Excluded	Number of assigned IP addresses in the pool that are excluded.	detail
Default lease time	Lease time assigned to clients that do not request a specific lease time.	detail

Table 165: show system services dhcp pool Output Fields (*continued*)

Field Name	Field Description	Level of Output
Minimum lease time	Minimum time a client can retain an IP address lease on the server.	detail
Maximum lease time	Maximum time a client can retain an IP address lease on the server.	detail
DHCP options	User-defined options created for the DHCP server. If no options have been defined, this field is blank.	detail

Sample Output

```

show system services dhcp pool user@host> show system services dhcp pool
                                Pool name      Low address  High address  Excluded addresses
                                3.3.3.0/24    3.3.3.2     3.3.3.254    3.3.3.1

show system services dhcp pool subnet-address user@host> show system services dhcp pool 3.3.3.0/24
                                Pool information:
                                Subnet              3.3.3.0/24
                                Address range        3.3.3.2 - 3.3.3.254
                                Addresses assigned    2/253

show system services dhcp pool subnet-address detail user@host> show system services dhcp pool 3.3.3.0/24 detail
                                Pool information:
                                Subnet              3.3.3.0/24
                                Address range        3.3.3.2 - 3.3.3.254
                                Addresses assigned    2/253
                                Active: 1, Excluded: 1

                                DHCP lease times:
                                Default lease time    1 hour
                                Minimum lease time    2 hours
                                Maximum lease time     infinite

                                DHCP options:
                                Name: name-server, Value: { 6.6.6.6, 6.6.6.7 }
                                Name: domain-name, Value: mydomain.tld
                                Name: router, Value: { 3.3.3.1 }
                                Name: server-identifier, Value: 3.3.3.1
                                Code: 19, Type: flag, Value: off
                                Code: 40, Type: string, Value: domain.tld
                                Code: 32, Type: ip-address, Value: 3.3.3.333.3.3.254 3.3.3.1

```

show system services dhcp statistics

Syntax	show system services dhcp statistics
Release Information	Command introduced before Junos OS Release 7.4. Command introduced in Junos OS Release 9.0 for EX Series switches.
Description	(J Series routers and EX Series switches only) Display Dynamic Host Configuration Protocol (DHCP) server statistics.
Options	This command has no options.
Required Privilege Level	view and system
Related Documentation	<ul style="list-style-type: none"> • clear system services dhcp statistics on page 841
List of Sample Output	show system services dhcp statistics on page 1161
Output Fields	Table 166 on page 1160 describes the output fields for the show system services dhcp statistics command. Output fields are listed in the approximate order in which they appear.

Table 166: show system services dhcp statistics Output Fields

Field Name	Field Description
Default lease time	Lease time assigned to clients that do not request a specific lease time.
Minimum lease time	Minimum time a client can retain an IP address lease on the server.
Maximum lease time	Maximum time a client can retain an IP address lease on the server.
Packets dropped	Total number of packets dropped and number of packets dropped because of: <ul style="list-style-type: none"> • Invalid hardware address • Invalid opcode • Invalid server address • No available address • No interface match • No routing instance match • No valid local addresses • Packet too short • Read error • Send error

Table 166: show system services dhcp statistics Output Fields (*continued*)

Field Name	Field Description
Messages received	<p>Number of the following message types sent from DHCP clients and received by the DHCP server:</p> <ul style="list-style-type: none"> • BOOTREQUEST • DHCPDECLINE • DHCPDISCOVER • DHCPINFORM • DHCPRELEASE • DHCPREQUEST
Messages sent	<p>Number of the following message types sent from the DHCP server to DHCP clients:</p> <ul style="list-style-type: none"> • BOOTREPLY • DHCPACK • DHCPOFFER • DHCPNAK

Sample Output

```

show system services user@host> show system services dhcp statistics
dhcp statistics
DHCP lease times:
  Default lease time      1 hour
  Minimum lease time     2 hours
  Maximum lease time     infinite

Packets dropped:
  Total                   0
  Bad hardware address    0
  Bad opcode              0
  Invalid server address  0
  No available addresses  0
  No interface match      0
  No routing instance match 0
  No valid local address  0
  Packet too short        0
  Read error              0
  Send error              0

Messages received:
  BOOTREQUEST            0
  DHCPDECLINE            0
  DHCPDISCOVER           0
  DHCPINFORM             0
  DHCPRELEASE            0
  DHCPREQUEST            0

Messages sent:
  BOOTREPLY              0
  DHCPACK                0
  DHCPOFFER              0
  DHCPNAK                0

```

show system services service-deployment

Syntax	show system services service-deployment
Release Information	Command introduced before Junos OS Release 7.4. Command introduced in Junos OS Release 9.0 for EX Series switches. Command introduced in Junos OS Release 11.1 for the QFX Series.
Description	Display information about a Session and Resource Control (SRC) client.
Options	This command has no options.
Required Privilege Level	system view
List of Sample Output	show system services service-deployment on page 1162
Output Fields	Table 167 on page 1162 lists the output fields for the show system services service-deployment command. Output fields are listed in the approximate order in which they appear.

Table 167: show system services service-deployment Output Fields

Field Name	Field Description
PDT Keepalive settings	Configured PDT keepalive interval, in seconds.
Keepalives sent	Number of keepalives sent.
Notifications sent	Number of notifications sent.
Last update from peer	Time at which the last update from a peer was received.

Sample Output

```

show system services service-deployment user@host> show system services service-deployment
Connected to 192.4.4.4 port 10288 since 2004-05-03 11:04:34 PDT Keepalive settings:
Interval 15 seconds Keepalives sent: 750 Notifications sent: 0 Last update from
peer: 00:00:06 ago

```


show system snapshot

Syntax	show system snapshot
Syntax (EX Series Switches)	show system snapshot <all-members local member <i>member-id</i> > <media (external internal)> <slice (1 2 alternate)>
Release Information	Command introduced in Junos OS Release 7.6. Command introduced in Junos OS Release 10.0 for EX Series switches.
Description	Display information about the backup software: <ul style="list-style-type: none"> • On the routers, display information about the backup software, which is located in the /altroot, and /altconfig file systems or on the alternate media. • On the switches, display information about the backup of the root file system /, /config directory, and /var directory, which are located either on an external USB flash drive or in internal flash memory.



NOTE: To back up software, use the **request system snapshot** command.

Options	<p>none—Display information about the backup software.</p> <p>all-members local member <i>member-id</i>—(EX4200 switch and EX4200, EX4500, and EX8200 Virtual Chassis only) (Optional) Display the snapshot in a Virtual Chassis:</p> <ul style="list-style-type: none"> • all-members—Display the snapshot for all members of the Virtual Chassis. • local—Display the snapshot on the member of the Virtual Chassis that you are currently logged into. • member <i>member-id</i>—Display the snapshot for the specified member of the Virtual Chassis. <p>media (external internal)—(EX Series switch only) (Optional) Display the destination media location for the snapshot. The external option specifies the snapshot on an external mass storage device, such as a USB flash drive. The internal option specifies the snapshot on an internal memory source, such as internal flash memory. If no additional options are specified, the command displays the snapshot stored in both slices.</p> <p>slice (1 2 alternate)—(EX Series switch only) Display the snapshot in a specific partition:</p> <ul style="list-style-type: none"> • 1—Display the snapshot in partition 1. • 2—Display the snapshot in partition 2. • alternate—Display the snapshot in the alternate partition, which is the partition that did not boot the switch at the last bootup.
----------------	--

Required Privilege Level view

Related Documentation • [request system snapshot on page 893](#)

List of Sample Output [show system snapshot \(Router\) on page 1164](#)
[show system snapshot media external \(Switch\) on page 1164](#)
[show system snapshot media internal \(Switch\) on page 1164](#)
[show system snapshot media internal slice 2 \(Switch\) on page 1165](#)

Output Fields [Table 168 on page 1164](#) lists the output fields for the **show system snapshot** command. Output fields are listed in the approximate order in which they appear.

Table 168: show system snapshot Output Fields

Field Name	Field Description
Creation date	Date and time of the last snapshot.
JUNOS version on snapshot	Junos OS release number of individual software packages.

Sample Output

```

show system snapshot      user@host> show system snapshot
(Router)                Information for snapshot on hard-disk
                           Creation date: Oct 5 13:53:29 2005
                           JUNOS version on snapshot:
                             jbase   : 7.3R2.5
                             jcrypto: 7.3R2.5
                             jdocs   : 7.3R2.5
                             jkernel: 7.3R2.5
                             jpfe    : M40-7.3R2.5
                             jroute  : 7.3R2.5

show system snapshot      user@switch> show system snapshot media external
media external          Information for snapshot on external (da1s1)
(Switch)                Creation date: Oct 13 20:23:23 2009
                           JUNOS version on snapshot:
                             jbase   : 10.0I20090726_0011_user
                             jcrypto-ex: 10.0I20090726_0011_user
                             jdocs-ex: 10.0I20090726_0011_user
                             jkernel-ex: 10.0I20090726_0011_user
                             jroute-ex: 10.0I20090726_0011_user
                             jswitch-ex: 10.0I20090726_0011_user
                             jweb-ex: 10.0I20090726_0011_user
                             jpfe-ex42x: 10.0I20090726_0011_user

show system snapshot      user@switch> show system snapshot media internal
media internal          Information for snapshot on internal (/dev/da0s1a) (backup)
(Switch)                Creation date: Mar 14 05:01:02 2011
                           JUNOS version on snapshot:
                             jbase   : 11.1R1.9
                             jcrypto-ex: 11.1R1.9
                             jdocs-ex: 11.1R1.9

```

```

jkernel-ex: 11.1R1.9
jroute-ex: 11.1R1.9
jswitch-ex: 11.1R1.9
jweb-ex: 11.1R1.9
jpfe-ex42x: 11.1R1.9
Information for snapshot on internal (/dev/da0s2a) (primary)
Creation date: Mar 30 08:46:27 2011
JUNOS version on snapshot:
jbase : 11.2-20110330.0
jcrypto-ex: 11.2-20110330.0
jdocs-ex: 11.2-20110330.0
jkernel-ex: 11.2-20110330.0
jroute-ex: 11.2-20110330.0
jswitch-ex: 11.2-20110330.0
jweb-ex: 11.2-20110330.0
jpfe-ex42x: 11.2-20110330.0

```

```

show system snapshot user@switch> show system snapshot media internal slice 2
media internal slice 2 Information for snapshot on internal (/dev/da0s2a) (primary)
(Switch) Creation date: Mar 30 08:46:27 2011
JUNOS version on snapshot:
jbase : 11.2-20110330.0
jcrypto-ex: 11.2-20110330.0
jdocs-ex: 11.2-20110330.0
jkernel-ex: 11.2-20110330.0
jroute-ex: 11.2-20110330.0
jswitch-ex: 11.2-20110330.0
jweb-ex: 11.2-20110330.0
jpfe-ex42x: 11.2-20110330.0

```

show system software

Syntax	show system software <detail>
Syntax (EX Series Switches)	show system software <all-members> <detail> <local> <member <i>member-id</i> >
Syntax (TX Matrix Router)	show system software <all-chassis all-lcc lcc <i>number</i> scc> <detail>
Syntax (TX Matrix Plus Router)	show system software <all-chassis all-lcc lcc <i>number</i> sfc <i>number</i> > <detail>
Syntax (J Series Routers)	show system software <backup> <detail>
Syntax (QFX Series)	show system software <detail> <infrastructure <i>name</i> > <interconnect-device <i>name</i> > <node-group <i>name</i> >
Release Information	Command introduced before Junos OS Release 7.4. Command introduced in Junos OS Release 9.0 for EX Series switches. sfc option introduced for the TX Matrix Plus router in Junos OS Release 9.6. Command introduced in Junos OS Release 11.1 for the QFX Series.
Description	Display the Junos OS extensions loaded on your router or switch.
Options	none —Display standard information about all loaded Junos OS extensions. all-chassis —(TX Matrix and TX Matrix Plus routers only) (Optional) Display system software information for all the T640 routers (TX Matrix Router) or all the T1600 routers (TX Matrix Plus Router) in the chassis. all-lcc —(TX Matrix and TX Matrix Plus routers only) (Optional) On a TX Matrix router, display system software information for all T640 routers (or line-card chassis) connected to the TX Matrix router. On a TX Matrix Plus router, display system software information for all T1600 routers (or line-card chassis) connected to the TX Matrix Plus router all-members —(EX4200 switches only) (Optional) Display the system software running on all members of the Virtual Chassis configuration.

backup—(J Series routers only) (Optional) Display the status of old system software packages only.

detail—(Optional) Display detailed information about available Junos OS extensions.

infrastructure *name*—(QFabric switches only) (Optional) Display the system software running on the fabric control Routing Engine and the fabric manager Routing Engine.

interconnect-device *name*—(QFabric switches only) (Optional) Display the system software running on the Interconnect device.

lcc *number*—(TX Matrix and TX Matrix Plus routers only) (Optional) On a TX Matrix router, display system software information for a specific T640 router that is connected to the TX Matrix router. On a TX Matrix Plus router, display system software information for a specific T1600 router that is connected to the TX Matrix Plus router. Replace *number* with a value from 0 through 3.

local—(EX4200 switches only) (Optional) Display the system software running on the local Virtual Chassis member.

member *member-id*—(EX4200 switches only) (Optional) Display the system software running on the specified member of the Virtual Chassis configuration. Replace *member-id* with a value from 0 through 9.

node-group *name*—(QFabric switches only) (Optional) Display the system software running on the Node group.

scc—(Routing matrix only) (Optional) Display the system software running on a TX Matrix router (or switch-card chassis).

sfc—(TX Matrix Plus routers only) (Optional) Display system software information for the TX Matrix Plus router (or switch-fabric chassis).

Required Privilege Level maintenance

List of Sample Output [show system software on page 1167](#)
[show system software \(TX Matrix Plus Router\) on page 1168](#)
[show system software \(QFX Series\) on page 1172](#)

Output Fields When you enter this command, you are provided a list of Junos OS packages installed on the router and their corresponding Junos OS release number.

Sample Output

```
show system software user@host> show system software
Information for jbase:

Comment:
JUNOS Base OS Software Suite [7.2R1.7]

Information for jcrypto:
```

Comment:
JUNOS Crypto Software Suite [7.2R1.7]
Information for jdocs:

Comment:
JUNOS Online Documentation [7.2R1.7]

Information for jkernel:

Comment:
JUNOS Kernel Software Suite [7.2R1.7]

Information for jpfe:

Comment:
JUNOS Packet Forwarding Engine Support (M20/M40) [7.2R1.7]

Information for jroute:

Comment:
JUNOS Routing Software Suite [7.2R1.7]

Information for junos:

Comment:
JUNOS Base OS boot [7.2R1.7]

show system software
(TX Matrix Plus
Router)

user@host> show system software
sfc0-re0:

Information for jbase:

Comment:
JUNOS Base OS Software Suite [9.6-20090515.0]

Information for jcrypto:

Comment:
JUNOS Crypto Software Suite [9.6-20090515.0]

Information for jdocs:

Comment:
JUNOS Online Documentation [9.6-20090515.0]

Information for jkernel:

Comment:
JUNOS Kernel Software Suite [9.6-20090515.0]

Information for jpfe:

Comment:

JUNOS Packet Forwarding Engine Support (T-Series) [9.6-20090515.0]

Information for jpfe-common:**Comment:**

JUNOS Packet Forwarding Engine Support (M/T Common) [9.6-20090515.0]

Information for jroute:Comment:

JUNOS Routing Software Suite [9.6-20090515.0]

Information for jservices-aac1:**Comment:**

JUNOS Services AACL Container package [9.6-20090515.0]

Information for jservices-appid:**Comment:**

JUNOS AppId Services [9.6-20090515.0]

Information for jservices-bgf:**Comment:**

JUNOS Border Gateway Function package [9.6-20090515.0]

Information for jservices-idp:**Comment:**

JUNOS IDP Services [9.6-20090515.0]

Information for jservices-llpdf:**Comment:**

JUNOS Services LL-PDF Container package [9.6-20090515.0]

Information for jservices-sfw:**Comment:**

JUNOS Services Stateful Firewall [9.6-20090515.0]

Information for jservices-voice:**Comment:**

JUNOS Voice Services Container package [9.6-20090515.0]

Information for junos:

Comment:
JUNOS Base OS boot [9.6-20090515.0]

...

lcc0-re0:

Information for jbase:

Comment:
JUNOS Base OS Software Suite [9.6-20090515.0]

Information for jcrypto:

Comment:
JUNOS Crypto Software Suite [9.6-20090515.0]

Information for jdocs:

Comment:
JUNOS Online Documentation [9.6-20090515.0]

Information for jkernel:

Comment:
JUNOS Kernel Software Suite [9.6-20090515.0]

Information for jpfe:

Comment:
JUNOS Packet Forwarding Engine Support (T-Series) [9.6-20090515.0]

Information for jpfe-common:

Comment:
JUNOS Packet Forwarding Engine Support (M/T Common) [9.6-20090515.0]

Information for jroute:

Comment:
JUNOS Routing Software Suite [9.6-20090515.0]

Information for jservices-aacl:

Comment:
JUNOS Services ACL Container package [9.6-20090515.0]

Information for jservices-appid:

Comment:
JUNOS AppId Services [9.6-20090515.0]

Information for jservices-bgf:

Comment:
JUNOS Border Gateway Function package [9.6-20090515.0]

Information for jservices-idp:

Comment:
JUNOS IDP Services [9.6-20090515.0]

Information for jservices-llpdf:

Comment:
JUNOS Services LL-PDF Container package [9.6-20090515.0]

Information for jservices-sfw:

Comment:
JUNOS Services Stateful Firewall [9.6-20090515.0]

Information for jservices-voice:

Comment:
JUNOS Voice Services Container package [9.6-20090515.0]

Information for junos:

Comment:
JUNOS Base OS boot [9.6-20090515.0]

lcc1-re0:

Information for jbase:

Comment:
JUNOS Base OS Software Suite [9.6-20090515.0]

Information for jcrypto:

```

Comment:
JUNOS Crypto Software Suite [9.6-20090515.0]
...

show system software (QFX Series) user@switch> show system software
Information for jbase:

Comment:
JUNOS Base OS Software Suite [11.3-20110730.0]

Information for jcrypto:

Comment:
JUNOS Crypto Software Suite [11.3-20110730.0]

Information for jdocs:

Comment:
JUNOS Online Documentation [11.3-20110730.0]

Information for jkernel:

Comment:
JUNOS Kernel Software Suite [11.3-20110730.0]

Information for jpfe:

Comment:
JUNOS Packet Forwarding Engine Support (QFX) [11.3-20110730.0]

Information for jroute:

Comment:
JUNOS Routing Software Suite [11.3-20110730.0]

Information for jswitch:

Comment:
JUNOS Enterprise Software Suite [11.3-20110730.0]

Information for junos:

Comment:
JUNOS Base OS boot [11.3-20110730.0]

```

Information for jweb:

Comment:

JUNOS Web Management [11.3-20110730.0]

show system statistics

Syntax	show system statistics
Syntax (EX Series Switches)	show system statistics <all-members> <local> <member <i>member-id</i> >
Syntax (TX Matrix Router)	show system statistics <all-chassis all-lcc lcc <i>number</i> scc>
Syntax (TX Matrix Plus Router)	show system statistics <all-chassis all-lcc lcc <i>number</i> sfc <i>number</i> >
Syntax (MX Series Router)	show system statistics <all-members> <local> <member <i>member-id</i> >
Syntax (QFX Series)	show system statistics
Release Information	Command introduced before JUNOS Release 7.4. Command introduced in Junos OS Release 9.0 for EX Series switches. sfc option introduced for the TX Matrix Plus router in JUNOS Release 9.6. Command introduced in Junos OS Release 11.1 for the QFX Series.
Description	Display system-wide protocol-related statistics.
Options	none —Display system statistics for all the following protocols: <ul style="list-style-type: none">• arp—Address Resolution Protocol• bridge—IEEE 802.1 Bridging• clns—Connectionless Network Service• esis—End System-to-Intermediate System• ethoamcfm—Ethernet OAM protocol for connectivity fault management• ethoamlfm—Ethernet OAM protocol for link fault management• icmp—Internet Control Message Protocol• icmp6—Internet Control Message Protocol version 6• igmp—Internet Group Management Protocol• ip—Internet Protocol version 4• ip6—Internet Protocol version 6• mpls—Multiprotocol Label Switching• rdp—Reliable Datagram Protocol

- **tcp**—Transmission Control Protocol
- **tnp**—Trivial Network Protocol
- **ttp**—TNP Tunneling Protocol
- **tudp**—Trivial User Datagram Protocol
- **udp**—User Datagram Protocol
- **vpls**—Virtual Private LAN Service

all-chassis—(TX Matrix and TX Matrix Plus routers only) (Optional) Display system statistics for a protocol for all the routers in the chassis.

all-lcc—(TX Matrix and TX Matrix Plus routers only) (Optional) On a TX Matrix router, display system statistics for a protocol for all T640 routers (or line-card chassis) connected to the TX Matrix router. On a TX Matrix Plus router, display system statistics for a protocol for all T1600 routers (or line-card chassis) connected to the TX Matrix Plus router

all-members—(EX4200 switches and MX Series routers only) (Optional) Display system statistics for a protocol for all members of the Virtual Chassis configuration.

lcc number—(TX Matrix and TX Matrix Plus routers only) (Optional) On a TX Matrix router, display system statistics for a protocol for a specific T640 router that is connected to the TX Matrix router. On a TX Matrix Plus router, display system statistics for a protocol for a specific T1600 router that is connected to the TX Matrix Plus router. Replace **number** with a value from 0 through 3.

local—(EX4200 switches and MX Series routers only) (Optional) Display system statistics for a protocol for the local Virtual Chassis member.

member member-id—(EX4200 switches and MX Series routers only) (Optional) Display system statistics for a protocol for the specified member of the Virtual Chassis configuration. For EX4200 switches, replace **member-id** with a value from 0 through 9. For an MX Series Virtual Chassis, replace **member-id** with a value of 0 or 1.

scc—(TX Matrix routers only) (Optional) Display system statistics for a protocol for the TX Matrix router (or switch-card chassis).

sfc number—(TX Matrix Plus routers only) (Optional) Display system statistics for a protocol for the TX Matrix Plus router (or switch-fabric chassis). Replace **number** with 0.

Additional Information By default, when you issue the **show system statistics** command on a TX Matrix or TX Matrix Plus master Routing Engine, the command is broadcast to all the T640 (in a routing matrix based on the TX Matrix router) or T1600 (in a routing matrix based on the TX Matrix Plus router) master Routing Engines connected to it. Likewise, if you issue the same command on the TX Matrix or TX Matrix Plus backup Routing Engine, the command is broadcast to all the T640 (in a routing matrix based on the TX Matrix router) or T1600 (in a routing matrix based on the TX Matrix Plus router) backup Routing Engines that are connected to it.

Required Privilege Level view

List of Sample Output [show system statistics on page 1176](#)
[show system statistics \(EX Series Switches\) on page 1183](#)
[show system statistics \(TX Matrix Router\) on page 1192](#)
[show system statistics \(QFX Series\) on page 1198](#)

Sample Output

```
show system statistics    user@host> show system statistics
ip:
    3682087 total packets received
    0 bad header checksums
    0 with size smaller than minimum
    0 with data size < data length
    0 with header length < data size
    0 with data length < header length
    0 with incorrect version number
    0 packets destined to dead next hop
    0 fragments received
    0 fragments dropped (dup or out of space)
    0 fragments dropped (queue overflow)
    0 fragments dropped after timeout
    0 fragments dropped due to over limit
    0 packets reassembled ok
    3664774 packets for this host
    17316 packets for unknown/unsupported protocol
    0 packets forwarded
    0 packets not forwardable
    0 redirects sent
    6528 packets sent from this host
    0 packets sent with fabricated ip header
    0 output packets dropped due to no bufs
    0 output packets discarded due to no route
    0 output datagrams fragmented
    0 fragments created
    0 datagrams that can't be fragmented
    0 packets with bad options
    1123 packets with options handled without error
    0 strict source and record route options
    0 loose source and record route options
    0 record route options
    0 timestamp options
    0 timestamp and address options
    0 timestamp and prespecified address options
    0 option packets dropped due to rate limit
    1123 router alert options
    0 multicast packets dropped (no iflist)
    0 packets dropped (src and int don't match)
icmp:
    0 drops due to rate limit
    0 calls to icmp_error
    0 errors not generated because old message was icmp
Output histogram:
    echo reply: 75
    0 messages with bad code fields
    0 messages less than the minimum length
    0 messages with bad checksum
    0 messages with bad source address
```

```

0 messages with bad length
0 echo drops with broadcast or multicast destination address
0 timestamp drops with broadcast or multicast destination address
Input histogram:
    echo: 75
    router advertisement: 130
75 message responses generated
tcp:
3844 packets sent
    3618 data packets (1055596 bytes)
    0 data packets (0 bytes) retransmitted
    0 resends initiated by MTU discovery
    205 ack-only packets (148 packets delayed)
    0 URG only packets
    0 window probe packets
    0 window update packets
    1079 control packets
5815 packets received
    3377 acks (for 1055657 bytes)
    24 duplicate acks
    0 acks for unsent data
    2655 packets (15004 bytes) received in-sequence
    1 completely duplicate packet (0 bytes)
    0 old duplicate packets
    0 packets with some dup. data (0 bytes duped)
    0 out-of-order packets (0 bytes)
    0 packets (0 bytes) of data after window
    0 window probes
    7 window update packets
    0 packets received after close
    0 discarded for bad checksums
    0 discarded for bad header offset fields
    0 discarded because packet too short
1 connection request
32 connection accepts
0 bad connection attempts
0 listen queue overflows
33 connections established (including accepts)
30 connections closed (including 0 drops)
    27 connections updated cached RTT on close
    27 connections updated cached RTT variance on close
    0 connections updated cached ssthresh on close
0 embryonic connections dropped
3374 segments updated rtt (of 3220 attempts)
0 retransmit timeouts
    0 connections dropped by rexmit timeout
0 persist timeouts
    0 connections dropped by persist timeout
344 keepalive timeouts
    0 keepalive probes sent
    0 connections dropped by keepalive
1096 correct ACK header predictions
1314 correct data packet header predictions
32 syncache entries added
    0 retransmitted
    0 dupsyn
    0 dropped
    32 completed
    0 bucket overflow
    0 cache overflow
    0 reset

```

```
0 stale
0 aborted
0 badack
0 unreach
0 zone failures
0 cookies sent
0 cookies received
0 ACKs sent in response to in-window but not exact RSTs
0 ACKs sent in response to in-window SYNs on established connections
0 rcv packets dropped by TCP due to bad address
0 out-of-sequence segment drops due to insufficient memory
1058 RST packets
0 ICMP packets ignored by TCP
0 send packets dropped by TCP due to auth errors
0 rcv packets dropped by TCP due to auth errors
udp:
3658884 datagrams received
0 with incomplete header
0 with bad data length field
0 with bad checksum
3657342 dropped due to no socket
3657342 broadcast/multicast datagrams dropped due to no socket
0 dropped due to full socket buffers
0 not for hashed pcb
4291311496 delivered
1551 datagrams output
ipsec:
0 inbound packets processed successfully
0 inbound packets violated process security policy
0 inbound packets with no SA available
0 invalid inbound packets
0 inbound packets failed due to insufficient memory
0 inbound packets failed getting SPI
0 inbound packets failed on AH replay check
0 inbound packets failed on ESP replay check
0 inbound AH packets considered authentic
0 inbound AH packets failed on authentication
0 inbound ESP packets considered authentic
0 inbound ESP packets failed on authentication
0 outbound packets processed successfully
0 outbound packets violated process security policy
0 outbound packets with no SA available
0 invalid outbound packets
0 outbound packets failed due to insufficient memory
0 outbound packets with no route
igmp:
17186 messages received
0 messages received with too few bytes
0 messages received with bad checksum
0 membership queries received
0 membership queries received with invalid field(s)
0 membership reports received
0 membership reports received with invalid field(s)
0 membership reports received for groups to which we belong
0 membership reports sent
arp:
44181302 datagrams received
2 ARP requests received
2028 ARP replies received
3156 resolution requests received
0 unrestricted proxy requests
```



```

0 received proxy requests
0 proxy requests not proxied
0 with bogus interface
787 with incorrect length
712 for non-IP protocol
0 with unsupported op code
0 with bad protocol address length
0 with bad hardware address length
0 with multicast source address
7611 with multicast target address
0 with my own hardware address
14241699 for an address not on the interface
0 with a broadcast source address
0 with source address duplicate to mine
29929250 which were not for me
0 packets discarded waiting for resolution
6 packets sent after waiting for resolution
17812 ARP requests sent
2 ARP replies sent
0 requests for memory denied
0 requests dropped on entry
0 requests dropped during retry

ip6:
0 total packets received
0 with size smaller than minimum
0 with data size < data length
0 with bad options
0 with incorrect version number
0 fragments received
0 fragments dropped (dup or out of space)
0 fragments dropped after timeout
0 fragments that exceeded limit
0 packets reassembled ok
0 packets for this host
0 packets forwarded
0 packets not forwardable
0 redirects sent
0 packets sent from this host
0 packets sent with fabricated ip header
0 output packets dropped due to no bufs, etc.
0 output packets discarded due to no route
0 output datagrams fragmented
0 fragments created
0 datagrams that can't be fragmented
0 packets that violated scope rules
0 multicast packets which we don't join
Mbuf statistics:
0 packets whose headers are not continuous
0 tunneling packets that can't find gif
0 packets discarded due to too many headers
0 failures of source address selection
0 forward cache hit
0 forward cache miss
0 packets destined to dead next hop
0 option packets dropped due to rate limit
0 packets dropped (src and int don't match)
0 packets dropped due to bad protocol

icmp6:
0 calls to icmp_error
0 errors not generated because old message was icmp error or so
0 errors not generated because rate limitation

```

```
0 messages with bad code fields
0 messages < minimum length
0 bad checksums
0 messages with bad length
Histogram of error messages to be generated:
    0 no route
    0 administratively prohibited
    0 beyond scope
    0 address unreachable
    0 port unreachable
    0 packet too big
    0 time exceed transit
    0 time exceed reassembly
    0 erroneous header field
    0 unrecognized next header
    0 unrecognized option
    0 redirect
    0 unknown
0 message responses generated
0 messages with too many ND options
ipsec6:
0 inbound packets processed successfully
0 inbound packets violated process security policy
0 inbound packets with no SA available
0 invalid inbound packets
0 inbound packets failed due to insufficient memory
0 inbound packets failed getting SPI
0 inbound packets failed on AH replay check
0 inbound packets failed on ESP replay check
0 inbound AH packets considered authentic
0 inbound AH packets failed on authentication
0 inbound ESP packets considered authentic
0 inbound ESP packets failed on authentication
0 outbound packets processed successfully
0 outbound packets violated process security policy
0 outbound packets with no SA available
0 invalid outbound packets
0 outbound packets failed due to insufficient memory
0 outbound packets with no route
c1n1:
0 total packets received
0 packets delivered
0 too small
0 bad header length
0 bad checksum
0 bad version
0 unknown or unsupported protocol
0 bogus sdl size
0 no free memory in socket buffer
0 send packets discarded
0 sbappend failure
0 mcopy failure
0 address fields were not reasonable
0 segment information forgotten
0 forwarded packets
0 total packets sent
0 output packets discarded
0 non-forwarded packets
0 packets fragmented
0 fragments sent
0 fragments discarded
```

```

0 fragments timed out
0 fragmentation prohibited
0 packets reconstructed
0 packets destined to dead nexthop
0 packets discarded due to no route
0 Error pdu rate drops
0 ER pdu generation failure
esis:
0 total pkts received
0 total packets consumed by protocol
0 pdus received with bad checksum
0 pdus received with bad version number
0 pdus received with bad type field
0 short pdus received
0 bogus sdl size
0 bad header length
0 unknown or unsupported protocol
0 no free memory in socket buffer
0 send packets discarded
0 sbappend failure
0 mcopy failure
0 ISO family not configured
tnp:
146776365 unicast packets received
0 broadcast packets received
0 fragmented packets received
0 hello packets dropped
0 fragments dropped
0 fragment reassembly queue flushes
0 hello packets received
0 control packets received
49681642 rdp packets received
337175 udp packets received
96757548 tunnel packets received
0 input packets discarded with no protocol
98397591 unicast packets sent
0 broadcast packets sent
0 fragmented packets sent
0 hello packets dropped
0 fragments dropped
0 hello packets sent
0 control packets sent
49681642 rdp packets sent
337175 udp packets sent
48378774 tunnel packets sent
0 packets sent with unknown protocol
rdp:
49681642 input packets
0 discards for bad checksum
0 discards bad sequence number
0 refused connections
2031964 acks received
0 dropped due to full socket buffers
49692 retransmits
49681642 output packets
24815968 acks sent
28 connects
0 closes
22783990 keepalives received
22783990 keepalives sent
tudp:

```

```

337175 datagrams received
0 with incomplete header
0 with bad data length field
0 with bad checksum
0 dropped due to no socket
0 broadcast/multicast datagrams dropped due to no socket
0 dropped due to full socket buffers
337175 delivered
337175 datagrams output

ttp:
398749 packets sent
0 packets sent while unconnected
0 packets sent while interface down
0 packets sent couldn't get buffer
0 packets sent couldn't find neighbor
44696687 L2 packets received
0 unknown L3 packets received
3682087 IPv4 L3 packets received
0 MPLS L3 packets received
0 MPLS->IPv4 L3 packets received
0 IPv4->MPLS L3 packets received
0 IPv6 L3 packets received
0 ARP L3 packets received
0 CLNP L3 packets received
0 TNP L3 packets received
0 NULL L3 packets received
0 cyclotron cycle L3 packets received
0 cyclotron send L3 packets received
0 packets received while unconnected
0 packets received from unknown ifl
0 input packets couldn't get buffer
0 input packets with bad type
0 input packets with discard type
0 input packets for which rt lookup is bypassed

mpls:
0 total mpls packets received
0 packets forwarded
0 packets dropped
0 with header too small
0 after tagging, can't fit link MTU
0 with IPv4 explicit NULL tag
0 with IPv4 explicit NULL cksum errors
0 with router alert tag
0 lsp ping packets (ttl-expired/router alert)
0 with ttl expired
0 with tag encoding error
0 packets discarded, no route

vpls:
0 total packets received
0 with size smaller than minimum
0 with incorrect version number
0 packets for this host
0 packets with no logical interface
0 packets with no family
0 packets with no route table
0 packets with no auxiliary table
0 packets with no corefacing entry
0 packets with no CE-facing entry
0 mac route learning requests
0 mac routes learnt
0 requests to learn an existing route

```

```

0 learning requests while learning disabled on interface
0 learning requests over capacity
0 mac routes moved
0 requests to move static route
0 mac route aging requests
0 mac routes aged
0 bogus address in aging requests
0 requests to age static route
0 requests to re-ageout aged route
0 requests involving multiple peer FEs
0 aging acks from PFE
0 aging non-acks from PFE
0 aging requests timed out waiting on FEs
0 aging requests over max-rate
0 errors finding peer FEs

```

show system statistics user@host> **show system statistics**

(EX Series Switches)

Tcp:

```

571779 packets sent
    21517 data packets (1797102 bytes)
    2 data packets retransmitted (20 bytes)
    0 resends initiated by MTU discovery
    3708 ack only packets (531 packets delayed)
    0 URG only packets
    1 window probe packets
    1 window update packets
    1093063 control packets
1132541 packets received
    20961 acks(for 1796102 bytes)
    5861 duplicate acks
    0 acks for unsent data
    19556 packets received in-sequence(232079 bytes)
    3018 completely duplicate packets(0 bytes)
    0 old duplicate packets
    4 packets with some duplicate data(4 bytes duped)
    2 out-of-order packets(2 bytes)
    0 packets of data after window(0 bytes)
    0 window probes
    39 window update packets
    0 packets received after close
    0 discarded for bad checksums
    0 discarded for bad header offset fields
    0 discarded because packet too short
546519 connection requests
78 connection accepts
0 bad connection attempts
0 listen queue overflows
100 connections established (including accepts)
546596 connections closed (including 6 drops)
    47 connections updated cached RTT on close
    47 connections updated cached RTT variance on close
    0 connections updated cached ssthresh on close
546497 embryonic connections dropped
20453 segments updated rtt(of 566914 attempts)
2 retransmit timeouts
    0 connections dropped by retransmit timeout
0 persist timeouts
    0 connections dropped by persist timeout
3028 keepalive timeouts
    3027 keepalive probes sent
    1 connections dropped by keepalive

```

```
7515 correct ACK header predictions
12258 correct data packet header predictions
78 syncache entries added
    0 retransmitted
    0 dupsyn
    4 dropped
    78 completed
    0 bucket overflow
    0 cache overflow
    0 reset
    0 stale
    0 aborted
    0 badack
    0 unreach
    0 zone failures
0 cookies sent
0 cookies received
1 SACK recovery episodes
1 segment retransmits in SACK recovery episodes
1 byte retransmits in SACK recovery episodes
71 SACK options (SACK blocks) received
1 SACK options (SACK blocks) sent
0 SACK scoreboard overflow
0 ACKs sent in response to in-window but not exact RSTs
0 ACKs sent in response to in-window SYNs on established connections
0 rcv packets dropped by TCP due to bad address
0 out-of-sequence segment drops due to insufficient memory
546544 RST packets
0 ICMP packets ignored by TCP
0 send packets dropped by TCP due to auth errors
0 rcv packets dropped by TCP due to auth errors
0 outgoing segments dropped due to policing

udp:
147 datagrams received
0 with incomplete header
0 with bad data length field
0 with bad checksum
9 dropped due to no socket
0 broadcast/multicast datagrams dropped due to no socket
0 dropped due to full socket buffers
0 not for hashed pcb
138 delivered
0 datagrams output

ip:
73704 total packets received
0 bad header checksums
0 with size smaller than minimum
0 with data size < data length
0 with header length < data size
0 with data length < header length
0 with incorrect version number
0 packets destined to dead next hop
0 fragments received
0 fragments dropped (dup or out of space)
0 fragments dropped (queue overflow)
0 fragments dropped after timeout
0 fragments dropped due to over limit
0 packets reassembled ok
1133057 packets for this host
0 packets for unknown/unsupported protocol
40146 packets forwarded
```

```

0 packets not forwardable
40146 redirects sent
1121700 packets sent from this host
0 packets sent with fabricated ip header
0 output packets dropped due to no bufs
0 output packets discarded due to no route
0 output datagrams fragmented
0 fragments created
0 datagrams that can't be fragmented
0 packets with bad options
0 packets with options handled without error
0 strict source and record route options
0 loose source and record route options
0 record route options
0 timestamp options
0 timestamp and address options
0 timestamp and prespecified address options
0 option packets dropped due to rate limit
0 router alert options
0 multicast packets dropped (no iflist)
0 packets dropped (src and int don't match)
0 transit re packets dropped on mgmt i/f
0 packets used first nexthop in ecmp unilist
0 incoming ttpoip packets received
0 incoming ttpoip packets dropped
0 outgoing TTPoIP packets sent
0 outgoing TTPoIP packets dropped
icmp:
0 drops due to rate limit
9 calls to icmp_error
0 errors not generated because old message was icmp
Output histogram:
    295 echo reply
    9 destination unreachable
0 messages with bad code fields
0 messages less than the minimum length
0 messages with bad checksum
0 messages with bad source address
0 messages with bad length
0 echo drops with broadcast or multicast destination address
0 timestamp drops with broadcast or multicast destination address
Input histogram:
    295 echo
295 message responses generated
igmp:
0 messages received
0 messages received with too few bytes
0 messages received with bad checksum
0 membership queries received
0 membership queries received with invalid fields
0 membership reports received
0 membership reports received with invalid fields
0 membership reports received for groups to which we belong
0 Membership reports sent
raw_if:
0 RAW packets transmitted
0 PPPOE packets transmitted
0 ISDN packets transmitted
0 DIALER packets transmitted
0 PPP packets transmitted to pppd
0 PPP packets transmitted to jppd

```

```
0 IGMPv2 packets transmitted
13 output drops due to tx error
0 MPU packets transmitted
0 PPPoE packets received
0 ISDN packets received
0 DIALER packets received
0 PPP packets received from pppd
0 MPU packets received
0 PPP packets received from jppd
0 IGMPv2 packets received
0 Input drops due to bogus protocol
0 input drops due to no mbufs available
0 input drops due to no space in socket
0 input drops due to no socket

arp:
186413 datagrams received
88 ARP requests received
88 ARP replies received
0 resolution request received
0 unrestricted proxy requests
0 restricted proxy requests
0 received proxy requests
0 proxy requests not proxied
0 restricted proxy requests not proxied
0 datagrams with bogus interface
0 datagrams with incorrect length
0 datagrams for non-IP protocol
0 datagrams with unsupported op code
0 datagrams with bad protocol address length
0 datagrams with bad hardware address length
0 datagrams with multicast source address
0 datagrams with multicast source address
0 datagrams with my own hardware address
164 datagrams for an address not on the interface
0 datagrams with a broadcast source address
0 datagrams with source address duplicate to mine
186065 datagrams which were not for me
0 packets discarded waiting for resolution
0 packets sent after waiting for resolution
50 ARP requests sent
88 ARP replies sent
0 requests for memory denied
0 requests dropped on entry
0 requests dropped during retry
0 requests dropped due to interface deletion
0 requests on unnumbered interfaces
0 new requests on unnumbered interfaces
0 replies for from unnumbered interfaces
0 requests on unnumbered interface with non-subnetted donor
0 replies from unnumbered interface with non-subnetted donor

ip6:
0 total packets received
0 packets with size smaller than minimum
0 packets with data size < data length
0 packets with bad options
0 packets with incorrect version number
0 fragments received
0 fragments dropped (dup or out of space)
0 fragments dropped after timeout
0 fragments that exceeded limit
0 packets reassembled ok
```



```

0 packets for this host
0 packets forwarded
0 packets not forwardable
0 redirects sent
0 packets sent from this host
0 packets sent with fabricated ip header
0 output packets dropped due to no bufs, etc.
0 output datagrams fragmented
0 fragments created
0 datagrams that can't be fragmented
0 packets that violated scope rules
0 multicast packets which we don't join
0 packets whose headers are not continuous
0 tunneling packets that can't find gif
0 packets discarded due to too may headers
0 failures of source address selection
0 forward cache hit
0 forward cache miss
0 Packets destined to dead next hop
0 option packets dropped due to rate limit
0 Packets dropped (src and int don't match)
0 packets dropped due to bad protocol
0 transit re packet(null) dropped on mgmt i/f

icmp6:
0 Calls to icmp_error
0 Errors not generated because old message was icmp error
0 Errors not generated because rate limitation
0 Messages with bad code fields
0 Messages < minimum length
0 Bad checksums
0 Messages with bad length
    0 No route
    0 Administratively prohibited
    0 Beyond scope
    0 Address unreachable
    0 Port unreachable
    0 packet too big
    0 Time exceed transit
    0 Time exceed reassembly
    0 Erroneous header field
    0 Unrecognized next header
    0 Unrecognized option
    0 redirect
    0 Unknown
0 Message responses generated
0 Messages with too many ND options

pfkey:
0 Requests sent from userland
0 Bytes sent from userland
histogram by message type:
    0 reserved
    0 dump
0 Messages with invalid length field
0 Messages with invalid version field
0 Messages with invalid message type field
0 Messages too short
0 Messages with memory allocation failure
0 Messages with duplicate extension
0 Messages with invalid extension type
0 Messages with invalid sa type
0 Messages with invalid address extension

```

```
0 Requests sent to userland
0 Bytes sent to userland
histogram by message type:
  0 reserved
  0 dump
0 Messages toward single socket
0 Messages toward all sockets
0 Messages toward registered sockets
0 Messages with memory allocation failure
c1n1:
0 Total packets received
0 Packets delivered
0 Too small packets
0 Packets with bad header length
0 Packets with bad checksum
0 Bad version packets
0 Unknown or unsupported protocol packets
0 Packets with bogus sdl size
0 No free memory in socket buffer
0 Send packets discarded
0 Sbappend failure
0 Mcopy failure
0 Address fields were not reasonable
0 Segment information forgotten
0 Forwarded packets
0 Total packets sent
0 Output packets discarded
0 Non-forwarded packets
0 Packets fragmented
0 Fragments sent
0 Fragments discarded
0 Fragments timed out
0 Fragmentation prohibited
0 Packets reconstructed
0 Packets destined to dead nexthop
0 Packets discarded due to no route
0 Error pdu rate drops
  0 ER pdu generation failure
esis:
0 Total pkts received
0 Total packets consumed by protocol
0 Pdus received with bad checksum
0 Pdus received with bad version number
0 Pdus received with bad type field
0 Short pdus received
0 Pdus with bogus sdl size
0 Pdus with bad header length
0 Pdus with unknown or unsupported protocol
0 No free memory in socket buffer
0 Send packets discarded
0 Sbappend failure
0 Mcopy failure
0 ISO family not configured
tnp:
0 Unicast packets received
0 Broadcast packets received
0 Fragmented packets received
0 Hello packets dropped
0 Fragments dropped
0 Fragment reassembly queue flushes
0 Packets with tnp src address collision received
```

```

0 Hello packets received
0 Control packets received
0 Rdp packets received
0 Udp packets received
0 Tunnel packets received
0 Input packets discarded with no protocol
0 Packets of version unspecified received
0 Packets of version 1 received
0 Packets of version 2 received
0 Packets of version 3 received
0 Unicast packets sent
0 Broadcast packets sent
0 Fragmented packets sent
0 Hello packets dropped
0 Fragments dropped
0 Hello packets sent
0 Control packets sent
0 Rdp packets sent
0 Udp packets sent
0 Tunnel packets sent
0 Packets sent with unknown protocol
0 Packets of version unspecified sent
0 Packets of version 1 sent
0 Packets of version 2 sent
0 Packets of version 3 sent
rdp:
0 Input packets
0 Packets discarded for bad checksum
0 Packets discarded due to bad sequence number
0 Refused connections
0 Acks received
0 Packets dropped due to full socket buffers
0 Retransmits
0 Output packets
0 Acks sent
0 Connects
0 Closes
0 Keepalives received
0 Keepalives sent
tudp:
67 Datagrams received
0 Datagrams with incomplete header
0 Datagrams with bad data length field
0 Datagrams with bad checksum
0 Datagrams dropped due to no socket
0 Broadcast/multicast datagrams dropped due to no socket
0 Datagrams dropped due to full socket buffers
67 Delivered
68 Datagrams output
ttp:
0 Packets sent
0 Packets sent while unconnected
0 Packets sent while interface down
0 Packets sent couldn't get buffer
0 Packets sent couldn't find neighbor
0 L2 packets received
0 Unknown L3 packets received
0 IPv4 L3 packets received
0 MPLS L3 packets received
0 MPLS->IPv4 L3 packets received
0 IPv4->MPLS L3 packets received

```

```
0 IPv6 L3 packets received
0 ARP L3 packets received
0 CLNP L3 packets received
0 TNP L3 packets received
0 NULL L3 packets received
0 Cyclotron cycle L3 packets received
0 Cyclotron send L3 packets received
0 Packets received while unconnected
0 Packets received from unknown ifl
0 Input packets couldn't get buffer
0 Input packets with bad type
0 Input packets with discard type
0 Input packets for which rt lookup is bypassed

mpls:
0 Total MPLS packets received
0 Packets forwarded
0 Packets dropped
0 Packets with header too small
0 After tagging, packets can't fit link MTU
0 Packets with IPv4 explicit NULL tag
0 Packets with IPv4 explicit NULL cksum errors
0 Packets with router alert tag
0 LSP ping packets (ttl-expired/router alert)
0 Packets with ttl expired
0 Packets with tag encoding error
0 Packets discarded due to no route
0 Packets used first nexthop in ecmp unilist

vpls:
0 Total packets received
0 Packets with size smaller than minimum
0 Packets with incorrect version number
0 Packets for this host
0 Packets with no logical interface
0 Packets with no family
0 Packets with no route table
0 Packets with no auxiliary table
0 Packets with no corefacing entry
0 packets with no CE-facing entry
0 MAC route learning requests
0 MAC routes learnt
0 Requests to learn an existing route
0 Learning requests while learning disabled on interface
0 Learning requests over capacity
0 MAC routes moved
0 Requests to move static route
0 MAC route aging requests
0 MAC routes aged
0 Bogus address in aging requests
0 Requests to age static route
0 Requests to re-ageout aged route
0 Requests involving multiple peer FEs
0 Aging acks from PFE
0 Aging non-acks from PFE
0 Aging requests timed out waiting on FEs
0 Aging requests over max-rate
0 Errors finding peer FEs
0 Unsupported platform
0 Packets dropped due to no l3 route table
0 Packets dropped due to no local ifl
0 Packets punted
0 Packets dropped due to no socket
```

bridge:

Input:

0 packets received
 0 packets forwarded
 0 packets failed to forward
 0 packets dropped
 0 packets with vmember lookup failures
 0 packets with vlan lookup failures
 0 packets with stp state lookup failures
 0 packets dropped due to stp blocked/listening
 0 packets dropped due to stp learning
 0 packets with src MAC learning failures
 0 packets with input control processing failures

Forward:

0 packets sent successfully
 0 packets with send failures
 0 packets forwarded to l3 interface
 0 packets with l3 send failures
 0 packets discarded
 0 packets with l2ifl store failures
 0 packets with ifl mismatch failures
 0 packets with packet duplication failures
 0 packets with tag lookup failures
 0 packets with no route for DMAC
 0 packets with no route table
 0 packets with no nexthop
 0 packets with dead nexthop
 0 packets with eof reached error

Learning:

0 MACs learned
 0 packets sent to l3 interface
 0 packets with l3 send failures
 0 packets hit holdq while learning
 0 MAC moves
 0 packets discarded
 0 packets with no route for SMAC
 0 packets with no nexthop
 0 packets with dead nexthop
 0 packets dropped due to no resolve route
 0 packets with l3 ifd lookup failures
 0 packets with l3 ifl lookup failures
 0 packets with l3 invalid rnh
 0 packets with no route for SMAC in clone learning
 0 packets with no nexthop in clone learning
 0 packets with dead nexthop in clone learning
 0 packets dropped due to no resolve nh in clone learning

Output:

0 packets forwarded
 0 packets failed to forward
 0 packets with vmember lookup failures
 0 packets with vlan lookup failures
 0 packets with input control processing failures

Send:

0 packets sent successfully
 0 packets with send failures
 0 packets dropped due to interface down
 0 packets with dev output failures
 0 blocked ifl discards
 0 packets with tag lookup failures
 0 packets with stp state lookup failures
 0 packets with tag insertion failures

```

0 packets with tag removal failures
Flood:
0 packets flooded
0 flood failures
IGMP:
0 packets sent successfully
0 packets with send failures
0 packets forwarded
0 packets failed to forward
0 packets with mpull failures
0 packets with vmember lookup failures
0 packets with vlan lookup failures
0 packets with ifl lookup failures
0 packets with tag lookup failures
Misc:
0 packets with size smaller than minimum
0 packets with double tags
0 packets with no ifl
0 packets with no family
0 packets with no route table

```

show system statistics
(TX Matrix Router)

```

user@host> show system statistics
sfc0-re0:

```

```

-----
Tcp:
361694 packets sent
    326507 data packets (103237236 bytes)
    2343 data packets retransmitted (2673324 bytes)
    0 resends initiated by MTU discovery
    33857 ack only packets (31613 packets delayed)
    0 URG only packets
    14 window probe packets
    387 window update packets
    1108 control packets
345879 packets received
    298207 acks(for 103141728 bytes)
    438 duplicate acks
    0 acks for unseqnt data
    204578 packets received in-sequence(13820995 bytes)
    6 completely duplicate packets(18 bytes)
    0 old duplicate packets
    0 packets with some duplicate data(0 bytes duped)
    0 out-of-order packets(0 bytes)
    0 packets of data after window(0 bytes)
    0 window probes
    899 window update packets
    166 packets received after close
    0 discarded for bad checksums
    0 discarded for bad header offset fields
    0 discarded because packet too short
406 connection requests
233 connection accepts
0 bad connection attempts
0 listen queue overflows
616 connections established (including accepts)
911 connections closed (including 41 drops)
    346 connections updated cached RTT on close
    346 connections updated cached RTT variance on close
    200 connections updated cached ssthresh on close
23 embryonic connections dropped
298155 segments updated rtt(of 287216 attempts)

```

```

1163 retransmit timeouts
    27 connections dropped by retransmit timeout
0 persist timeouts
    0 connections dropped by persist timeout
5 keepalive timeouts
    5 keepalive probes sent
    0 connections dropped by keepalive
69922 correct ACK header predictions
34993 correct data packet header predictions
233 syncache entries added
    0 retransmitted
    0 dupsyn
    0 dropped
    233 completed
    0 bucket overflow
    0 cache overflow
    0 reset
    0 stale
    0 aborted
    0 badack
    0 unreach
    0 zone failures
0 cookies sent
0 cookies received
23 SACK recovery episodes
68 segment retransmits in SACK recovery episodes
71542 byte retransmits in SACK recovery episodes
158 SACK options (SACK blocks) received
0 SACK options (SACK blocks) sent
0 SACK scoreboard overflow
0 ACKs sent in response to in-window but not exact RSTs
0 ACKs sent in response to in-window SYNs on established connections
0 rcv packets dropped by TCP due to bad address
0 out-of-sequence segment drops due to insufficient memory
259 RST packets
0 ICMP packets ignored by TCP
0 send packets dropped by TCP due to auth errors
0 rcv packets dropped by TCP due to auth errors
0 outgoing segments dropped due to policing

```

1cc0-re0:

 Tcp:

```

346 packets sent
    222 data packets (22894 bytes)
    0 data packets retransmitted (0 bytes)
    0 resends initiated by MTU discovery
    80 ack only packets (12 packets delayed)
    0 URG only packets
    0 window probe packets
    5 window update packets
    42 control packets
358 packets received
    268 acks(for 22939 bytes)
    9 duplicate acks
    0 acks for unsent data
    203 packets received in-sequence(33820 bytes)
    0 completely duplicate packets(0 bytes)
    0 old duplicate packets
    0 packets with some duplicate data(0 bytes duped)
    0 out-of-order packets(0 bytes)

```

```

        0 packets of data after window(0 bytes)
        0 window probes
        6 window update packets
        0 packets received after close
        0 discarded for bad checksums
        0 discarded for bad header offset fields
        0 discarded because packet too short
13 connection requests
18 connection accepts
0 bad connection attempts
0 listen queue overflows
31 connections established (including accepts)
35 connections closed (including 2 drops)
    3 connections updated cached RTT on close
    3 connections updated cached RTT variance on close
    0 connections updated cached ssthresh on close
0 embryonic connections dropped
268 segments updated rtt(of 247 attempts)
0 retransmit timeouts
    0 connections dropped by retransmit timeout
0 persist timeouts
    0 connections dropped by persist timeout
0 keepalive timeouts
    0 keepalive probes sent
    0 connections dropped by keepalive
0 correct ACK header predictions
42 correct data packet header predictions
18 syncache entries added
    0 retransmitted
    0 dupsyn
    0 dropped
    18 completed
    0 bucket overflow
    0 cache overflow
    0 reset
    0 stale
    0 aborted
    0 badack
    0 unreach
    0 zone failures
0 cookies sent
0 cookies received
0 SACK recovery episodes
0 segment retransmits in SACK recovery episodes
0 byte retransmits in SACK recovery episodes
0 SACK options (SACK blocks) received
0 SACK options (SACK blocks) sent
0 SACK scoreboard overflow
0 ACKs sent in response to in-window but not exact RSTs
0 ACKs sent in response to in-window SYNs on established connections
0 rcv packets dropped by TCP due to bad address
0 out-of-sequence segment drops due to insufficient memory
5 RST packets
0 ICMP packets ignored by TCP
0 send packets dropped by TCP due to auth errors
0 rcv packets dropped by TCP due to auth errors
0 outgoing segments dropped due to policing

```

lcc1-re0:

 Tcp:


```

348 packets sent
    223 data packets (22895 bytes)
    0 data packets retransmitted (0 bytes)
    0 resends initiated by MTU discovery
    81 ack only packets (13 packets delayed)
    0 URG only packets
    0 window probe packets
    5 window update packets
    42 control packets
360 packets received
    269 acks(for 22940 bytes)
    9 duplicate acks
    0 acks for unsent data
    203 packets received in-sequence(33820 bytes)
    0 completely duplicate packets(0 bytes)
    0 old duplicate packets
    0 packets with some duplicate data(0 bytes duped)
    0 out-of-order packets(0 bytes)
    0 packets of data after window(0 bytes)
    0 window probes
    6 window update packets
    0 packets received after close
    0 discarded for bad checksums
    0 discarded for bad header offset fields
    0 discarded because packet too short
13 connection requests
18 connection accepts
0 bad connection attempts
0 listen queue overflows
31 connections established (including accepts)
36 connections closed (including 2 drops)
    3 connections updated cached RTT on close
    3 connections updated cached RTT variance on close
    0 connections updated cached ssthresh on close
0 embryonic connections dropped
269 segments updated rtt(of 248 attempts)
0 retransmit timeouts
    0 connections dropped by retransmit timeout
0 persist timeouts
    0 connections dropped by persist timeout
0 keepalive timeouts
    0 keepalive probes sent
    0 connections dropped by keepalive
0 correct ACK header predictions
43 correct data packet header predictions
18 syncache entries added
    0 retransmitted
    0 dupsyn
    0 dropped
    18 completed
    0 bucket overflow
    0 cache overflow
    0 reset
    0 stale
    0 aborted
    0 badack
    0 unreach
    0 zone failures
0 cookies sent
0 cookies received
0 SACK recovery episodes

```

```

0 segment retransmits in SACK recovery episodes
0 byte retransmits in SACK recovery episodes
0 SACK options (SACK blocks) received
0 SACK options (SACK blocks) sent
0 SACK scoreboard overflow
0 ACKs sent in response to in-window but not exact RSTs
0 ACKs sent in response to in-window SYNs on established connections
0 rcv packets dropped by TCP due to bad address
0 out-of-sequence segment drops due to insufficient memory
5 RST packets
0 ICMP packets ignored by TCP
0 send packets dropped by TCP due to auth errors
0 rcv packets dropped by TCP due to auth errors
0 outgoing segments dropped due to policing

```

lcc2-re0:

Tcp:

```

405 packets sent
    271 data packets (23926 bytes)
    0 data packets retransmitted (0 bytes)
    0 resends initiated by MTU discovery
    86 ack only packets (13 packets delayed)
    0 URG only packets
    0 window probe packets
    5 window update packets
    46 control packets
418 packets received
    321 acks(for 23975 bytes)
    9 duplicate acks
    0 acks for unsent data
    234 packets received in-sequence(34403 bytes)
    0 completely duplicate packets(0 bytes)
    0 old duplicate packets
    0 packets with some duplicate data(0 bytes duped)
    0 out-of-order packets(0 bytes)
    0 packets of data after window(0 bytes)
    0 window probes
    7 window update packets
    0 packets received after close
    0 discarded for bad checksums
    0 discarded for bad header offset fields
    0 discarded because packet too short
15 connection requests
19 connection accepts
0 bad connection attempts
0 listen queue overflows
34 connections established (including accepts)
39 connections closed (including 2 drops)
    4 connections updated cached RTT on close
    4 connections updated cached RTT variance on close
    0 connections updated cached ssthresh on close
0 embryonic connections dropped
321 segments updated rtt(of 299 attempts)
0 retransmit timeouts
    0 connections dropped by retransmit timeout
0 persist timeouts
    0 connections dropped by persist timeout
0 keepalive timeouts
    0 keepalive probes sent
    0 connections dropped by keepalive

```

```

0 correct ACK header predictions
48 correct data packet header predictions
19 syncache entries added
    0 retransmitted
    0 dupsyn
    0 dropped
    19 completed
    0 bucket overflow
    0 cache overflow
    0 reset
    0 stale
    0 aborted
    0 badack
    0 unreach
    0 zone failures
0 cookies sent
0 cookies received
0 SACK recovery episodes
0 segment retransmits in SACK recovery episodes
0 byte retransmits in SACK recovery episodes
0 SACK options (SACK blocks) received
0 SACK options (SACK blocks) sent
0 SACK scoreboard overflow
0 ACKs sent in response to in-window but not exact RSTs
0 ACKs sent in response to in-window SYNs on established connections
0 rcv packets dropped by TCP due to bad address
0 out-of-sequence segment drops due to insufficient memory
5 RST packets
0 ICMP packets ignored by TCP
0 send packets dropped by TCP due to auth errors
0 rcv packets dropped by TCP due to auth errors
0 outgoing segments dropped due to policing

```

1cc3-re0:

 Tcp:

```

346 packets sent
    221 data packets (22895 bytes)
    0 data packets retransmitted (0 bytes)
    0 resends initiated by MTU discovery
    81 ack only packets (13 packets delayed)
    0 URG only packets
    0 window probe packets
    5 window update packets
    42 control packets
360 packets received
    267 acks(for 22940 bytes)
    9 duplicate acks
    0 acks for unsent data
    203 packets received in-sequence(33820 bytes)
    0 completely duplicate packets(0 bytes)
    0 old duplicate packets
    0 packets with some duplicate data(0 bytes duped)
    0 out-of-order packets(0 bytes)
    0 packets of data after window(0 bytes)
    0 window probes
    6 window update packets
    0 packets received after close
    0 discarded for bad checksums
    0 discarded for bad header offset fields
    0 discarded because packet too short

```

```
13 connection requests
18 connection accepts
0 bad connection attempts
0 listen queue overflows
31 connections established (including accepts)
35 connections closed (including 2 drops)
    3 connections updated cached RTT on close
    3 connections updated cached RTT variance on close
    0 connections updated cached ssthresh on close
0 embryonic connections dropped
267 segments updated rtt(of 246 attempts)
0 retransmit timeouts
    0 connections dropped by retransmit timeout
0 persist timeouts
    0 connections dropped by persist timeout
0 keepalive timeouts
    0 keepalive probes sent
    0 connections dropped by keepalive
0 correct ACK header predictions
43 correct data packet header predictions
18 syncache entries added
    0 retransmitted
    0 dupsyn
    0 dropped
    18 completed
    0 bucket overflow
    0 cache overflow
    0 reset
    0 stale
    0 aborted
    0 badack
    0 unreach
    0 zone failures
0 cookies sent
0 cookies received
0 SACK recovery episodes
0 segment retransmits in SACK recovery episodes
0 byte retransmits in SACK recovery episodes
0 SACK options (SACK blocks) received
0 SACK options (SACK blocks) sent
0 SACK scoreboard overflow
0 ACKs sent in response to in-window but not exact RSTs
0 ACKs sent in response to in-window SYNs on established connections
0 rcv packets dropped by TCP due to bad address
0 out-of-sequence segment drops due to insufficient memory
5 RST packets
0 ICMP packets ignored by TCP
0 send packets dropped by TCP due to auth errors
0 rcv packets dropped by TCP due to auth errors
0 outgoing segments dropped due to policing
```

```
show system statistics user@switch> show system statistics
(QFX Series)          Tcp:
                    571779 packets sent
                    21517 data packets (1797102 bytes)
                     2 data packets retransmitted (20 bytes)
                     0 resends initiated by MTU discovery
                    3708 ack only packets (531 packets delayed)
                     0 URG only packets
                     1 window probe packets
                     1 window update packets
```

```

1093063 control packets
1132541 packets received
20961 acks(for 1796102 bytes)
5861 duplicate acks
0 acks for unsent data
19556 packets received in-sequence(232079 bytes)
3018 completely duplicate packets(0 bytes)
0 old duplicate packets
4 packets with some duplicate data(4 bytes duped)
2 out-of-order packets(2 bytes)
0 packets of data after window(0 bytes)
0 window probes
39 window update packets
0 packets received after close
0 discarded for bad checksums
0 discarded for bad header offset fields
0 discarded because packet too short
546519 connection requests
78 connection accepts
0 bad connection attempts
0 listen queue overflows
100 connections established (including accepts)
546596 connections closed (including 6 drops)
47 connections updated cached RTT on close
47 connections updated cached RTT variance on close
0 connections updated cached ssthresh on close
546497 embryonic connections dropped
20453 segments updated rtt(of 566914 attempts)
2 retransmit timeouts
0 connections dropped by retransmit timeout
0 persist timeouts
0 connections dropped by persist timeout
3028 keepalive timeouts
3027 keepalive probes sent
1 connections dropped by keepalive
7515 correct ACK header predictions
12258 correct data packet header predictions
78 syncache entries added
0 retransmitted
0 dupsyn
4 dropped
78 completed
0 bucket overflow
0 cache overflow
0 reset
0 stale
0 aborted
0 badack
0 unreach
0 zone failures
0 cookies sent
0 cookies received
1 SACK recovery episodes
1 segment retransmits in SACK recovery episodes
1 byte retransmits in SACK recovery episodes
71 SACK options (SACK blocks) received
1 SACK options (SACK blocks) sent
0 SACK scoreboard overflow
0 ACKs sent in response to in-window but not exact RSTs
0 ACKs sent in response to in-window SYNs on established connections
0 rcv packets dropped by TCP due to bad address

```

```
0 out-of-sequence segment drops due to insufficient memory
546544 RST packets
0 ICMP packets ignored by TCP
0 send packets dropped by TCP due to auth errors
0 rcv packets dropped by TCP due to auth errors
0 outgoing segments dropped due to policing
udp:
147 datagrams received
0 with incomplete header
0 with bad data length field
0 with bad checksum
9 dropped due to no socket
0 broadcast/multicast datagrams dropped due to no socket
0 dropped due to full socket buffers
0 not for hashed pcb
138 delivered
0 datagrams output
ip:
73704 total packets received
0 bad header checksums
0 with size smaller than minimum
0 with data size < data length
0 with header length < data size
0 with data length < header length
0 with incorrect version number
0 packets destined to dead next hop
0 fragments received
0 fragments dropped (dup or out of space)
0 fragments dropped (queue overflow)
0 fragments dropped after timeout
0 fragments dropped due to over limit
0 packets reassembled ok
1133057 packets for this host
0 packets for unknown/unsupported protocol
40146 packets forwarded
0 packets not forwardable
40146 redirects sent
1121700 packets sent from this host
0 packets sent with fabricated ip header
0 output packets dropped due to no bufs
0 output packets discarded due to no route
0 output datagrams fragmented
0 fragments created
0 datagrams that can't be fragmented
0 packets with bad options
0 packets with options handled without error
0 strict source and record route options
0 loose source and record route options
0 record route options
0 timestamp options
0 timestamp and address options
0 timestamp and prespecified address options
0 option packets dropped due to rate limit
0 router alert options
0 multicast packets dropped (no iflist)
0 packets dropped (src and int don't match)
0 transit re packets dropped on mgmt i/f
0 packets used first nexthop in ecmp unilist
0 incoming ttpoip packets received
0 incoming ttpoip packets dropped
0 outgoing TTPoIP packets sent
```

```
0 outgoing TTPoIP packets dropped
icmp:
0 drops due to rate limit
9 calls to icmp_error
0 errors not generated because old message was icmp
Output histogram:
295 echo reply
9 destination unreachable
0 messages with bad code fields
0 messages less than the minimum length
0 messages with bad checksum
0 messages with bad source address
0 messages with bad length
0 echo drops with broadcast or multicast destination address
0 timestamp drops with broadcast or multicast destination address
Input histogram:
295 echo
295 message responses generated
igmp:
0 messages received
0 messages received with too few bytes
0 messages received with bad checksum
0 membership queries received
0 membership queries received with invalid fields
0 membership reports received
0 membership reports received with invalid fields
0 membership reports received for groups to which we belong
0 Membership reports sent
raw_if:
0 RAW packets transmitted
0 PPPOE packets transmitted
0 ISDN packets transmitted
0 DIALER packets transmitted
0 PPP packets transmitted to pppd
0 PPP packets transmitted to jppd
0 IGMPv2 packets transmitted
13 output drops due to tx error
0 MPU packets transmitted
0 PPPOE packets received
0 ISDN packets received
0 DIALER packets received
0 PPP packets received from pppd
0 MPU packets received
0 PPP packets received from jppd
0 IGMPv2 packets received
0 Input drops due to bogus protocol
0 input drops due to no mbufs available
0 input drops due to no space in socket
0 input drops due to no socket
arp:
186413 datagrams received
88 ARP requests received
88 ARP replies received
0 resolution request received
0 unrestricted proxy requests
0 restricted proxy requests
0 received proxy requests
0 proxy requests not proxied
0 restricted proxy requests not proxied
0 datagrams with bogus interface
0 datagrams with incorrect length
```

```
0 datagrams for non-IP protocol
0 datagrams with unsupported op code
0 datagrams with bad protocol address length
0 datagrams with bad hardware address length
0 datagrams with multicast source address
0 datagrams with multicast source address
0 datagrams with my own hardware address
164 datagrams for an address not on the interface
0 datagrams with a broadcast source address
0 datagrams with source address duplicate to mine
186065 datagrams which were not for me
0 packets discarded waiting for resolution
0 packets sent after waiting for resolution
50 ARP requests sent
88 ARP replies sent
0 requests for memory denied
0 requests dropped on entry
0 requests dropped during retry
0 requests dropped due to interface deletion
0 requests on unnumbered interfaces
0 new requests on unnumbered interfaces
0 replies for from unnumbered interfaces
0 requests on unnumbered interface with non-subnetted donor
0 replies from unnumbered interface with non-subnetted donor
ip6:
0 total packets received
0 packets with size smaller than minimum
0 packets with data size < data length
0 packets with bad options
0 packets with incorrect version number
0 fragments received
0 fragments dropped (dup or out of space)
0 fragments dropped after timeout
0 fragments that exceeded limit
0 packets reassembled ok
0 packets for this host
0 packets forwarded
0 packets not forwardable
0 redirects sent
0 packets sent from this host
0 packets sent with fabricated ip header
0 output packets dropped due to no bufs, etc.
0 output datagrams fragmented
0 fragments created
0 datagrams that can't be fragmented
0 packets that violated scope rules
0 multicast packets which we don't join
0 packets whose headers are not continuous
0 tunneling packets that can't find gif
0 packets discarded due to too may headers
0 failures of source address selection
0 forward cache hit
0 forward cache miss
0 Packets destined to dead next hop
0 option packets dropped due to rate limit
0 Packets dropped (src and int don't match)
0 packets dropped due to bad protocol
0 transit re packet(null) dropped on mgmt i/f
icmp6:
0 Calls to icmp_error
0 Errors not generated because old message was icmp error
```



```
0 Errors not generated because rate limitation
0 Messages with bad code fields
0 Messages < minimum length
0 Bad checksums
0 Messages with bad length
0 No route
0 Administratively prohibited
0 Beyond scope
0 Address unreachable
0 Port unreachable
0 packet too big
0 Time exceed transit
0 Time exceed reassembly
0 Erroneous header field
0 Unrecognized next header
0 Unrecognized option
0 redirect
0 Unknown
0 Message responses generated
0 Messages with too many ND options
pfkey:
0 Requests sent from userland
0 Bytes sent from userland
histogram by message type:
0 reserved
0 dump
0 Messages with invalid length field
0 Messages with invalid version field
0 Messages with invalid message type field
0 Messages too short
0 Messages with memory allocation failure
0 Messages with duplicate extension
0 Messages with invalid extension type
0 Messages with invalid sa type
0 Messages with invalid address extension
0 Requests sent to userland
0 Bytes sent to userland
histogram by message type:
0 reserved
0 dump
0 Messages toward single socket
0 Messages toward all sockets
0 Messages toward registered sockets
0 Messages with memory allocation failure
c1n1:
0 Total packets received
0 Packets delivered
0 Too small packets
0 Packets with bad header length
0 Packets with bad checksum
0 Bad version packets
0 Unknown or unsupported protocol packets
0 Packets with bogus sdl size
0 No free memory in socket buffer
0 Send packets discarded
0 Sbappend failure
0 Mcopy failure
0 Address fields were not reasonable
0 Segment information forgotten
0 Forwarded packets
0 Total packets sent
```

```
0 Output packets discarded
0 Non-forwarded packets
0 Packets fragmented
0 Fragments sent
0 Fragments discarded
0 Fragments timed out
0 Fragmentation prohibited
0 Packets reconstructed
0 Packets destined to dead nexthop
0 Packets discarded due to no route
0 Error pdu rate drops
0 ER pdu generation failure
esis:
0 Total pkts received
0 Total packets consumed by protocol
0 Pdus received with bad checksum
0 Pdus received with bad version number
0 Pdus received with bad type field
0 Short pdus received
0 Pdus with bogus sdl size
0 Pdus with bad header length
0 Pdus with unknown or unsupported protocol
0 No free memory in socket buffer
0 Send packets discarded
0 Sbappend failure
0 Mcopy failure
0 ISO family not configured
tnp:
0 Unicast packets received
0 Broadcast packets received
0 Fragmented packets received
0 Hello packets dropped
0 Fragments dropped
0 Fragment reassembly queue flushes
0 Packets with tnp src address collision received
0 Hello packets received
0 Control packets received
0 Rdp packets received
0 Udp packets received
0 Tunnel packets received
0 Input packets discarded with no protocol
0 Packets of version unspecified received
0 Packets of version 1 received
0 Packets of version 2 received
0 Packets of version 3 received
0 Unicast packets sent
0 Broadcast packets sent
0 Fragmented packets sent
0 Hello packets dropped
0 Fragments dropped
0 Hello packets sent
0 Control packets sent
0 Rdp packets sent
0 Udp packets sent
0 Tunnel packets sent
0 Packets sent with unknown protocol
0 Packets of version unspecified sent
0 Packets of version 1 sent
0 Packets of version 2 sent
0 Packets of version 3 sent
rdp:
```

```
0 Input packets
0 Packets discarded for bad checksum
0 Packets discarded due to bad sequence number
0 Refused connections
0 Acks received
0 Packets dropped due to full socket buffers
0 Retransmits
0 Output packets
0 Acks sent
0 Connects
0 Closes
0 Keepalives received
0 Keepalives sent
tudp:
67 Datagrams received
0 Datagrams with incomplete header
0 Datagrams with bad data length field
0 Datagrams with bad checksum
0 Datagrams dropped due to no socket
0 Broadcast/multicast datagrams dropped due to no socket
0 Datagrams dropped due to full socket buffers
67 Delivered
68 Datagrams output
ttp:
0 Packets sent
0 Packets sent while unconnected
0 Packets sent while interface down
0 Packets sent couldn't get buffer
0 Packets sent couldn't find neighbor
0 L2 packets received
0 Unknown L3 packets received
0 IPv4 L3 packets received
0 MPLS L3 packets received
0 MPLS->IPv4 L3 packets received
0 IPv4->MPLS L3 packets received
0 IPv6 L3 packets received
0 ARP L3 packets received
0 CLNP L3 packets received
0 TNP L3 packets received
0 NULL L3 packets received
0 Cyclotron cycle L3 packets received
0 Cyclotron send L3 packets received
0 Packets received while unconnected
0 Packets received from unknown ifl
0 Input packets couldn't get buffer
0 Input packets with bad type
0 Input packets with discard type
0 Input packets for which rt lookup is bypassed
mpls:
0 Total MPLS packets received
0 Packets forwarded
0 Packets dropped
0 Packets with header too small
0 After tagging, packets can't fit link MTU
0 Packets with IPv4 explicit NULL tag
0 Packets with IPv4 explicit NULL cksum errors
0 Packets with router alert tag
0 LSP ping packets (ttl-expired/router alert)
0 Packets with ttl expired
0 Packets with tag encoding error
0 Packets discarded due to no route
```

```
0 Packets used first nexthop in ecmp unilist
vpls:
0 Total packets received
0 Packets with size smaller than minimum
0 Packets with incorrect version number
0 Packets for this host
0 Packets with no logical interface
0 Packets with no family
0 Packets with no route table
582 Copyright © 2010, Juniper Networks, Inc.
0 Packets with no auxiliary table
0 Packets with no corefacing entry
0 packets with no CE-facing entry
0 MAC route learning requests
0 MAC routes learnt
0 Requests to learn an existing route
0 Learning requests while learning disabled on interface
0 Learning requests over capacity
0 MAC routes moved
0 Requests to move static route
0 MAC route aging requests
0 MAC routes aged
0 Bogus address in aging requests
0 Requests to age static route
0 Requests to re-ageout aged route
0 Requests involving multiple peer FEs
0 Aging acks from PFE
0 Aging non-acks from PFE
0 Aging requests timed out waiting on FEs
0 Aging requests over max-rate
0 Errors finding peer FEs
0 Unsupported platform
0 Packets dropped due to no l3 route table
0 Packets dropped due to no local ifl
0 Packets punted
0 Packets dropped due to no socket
bridge:
Input:
0 packets received
0 packets forwarded
0 packets failed to forward
0 packets dropped
0 packets with vmember lookup failures
0 packets with vlan lookup failures
0 packets with stp state lookup failures
0 packets dropped due to stp blocked/listening
0 packets dropped due to stp learning
0 packets with src MAC learning failures
0 packets with input control processing failures
Forward:
0 packets sent successfully
0 packets with send failures
0 packets forwarded to l3 interface
0 packets with l3 send failures
0 packets discarded
0 packets with l2ifl store failures
0 packets with ifl mismatch failures
0 packets with packet duplication failures
0 packets with tag lookup failures
0 packets with no route for DMAC
0 packets with no route table
```

```
0 packets with no nexthop
0 packets with dead nexthop
0 packets with eof reached error
Learning:
0 MACs learned
0 packets sent to l3 interface
0 packets with l3 send failures
0 packets hit holdq while learning
0 MAC moves
0 packets discarded
0 packets with no route for SMAC
0 packets with no nexthop
0 packets with dead nexthop
0 packets dropped due to no resolve route
0 packets with l3 ifd lookup failures
0 packets with l3 ifl lookup failures
0 packets with l3 invalid rnh
0 packets with no route for SMAC in clone learning
0 packets with no nexthop in clone learning
0 packets with dead nexthop in clone learning
0 packets dropped due to no resolve nh in clone learning
Output:
0 packets forwarded
0 packets failed to forward
0 packets with vmember lookup failures
0 packets with vlan lookup failures
0 packets with input control processing failures
Send:
0 packets sent successfully
0 packets with send failures
0 packets dropped due to interface down
0 packets with dev output failures
0 blocked ifl discards
0 packets with tag lookup failures
0 packets with stp state lookup failures
0 packets with tag insertion failures
0 packets with tag removal failures
Flood:
0 packets flooded
0 flood failures
IGMP:
0 packets sent successfully
0 packets with send failures
0 packets forwarded
0 packets failed to forward
0 packets with mpull failures
0 packets with vmember lookup failures
0 packets with vlan lookup failures
0 packets with ifl lookup failures
0 packets with tag lookup failures
Misc:
0 packets with size smaller than minimum
0 packets with double tags
0 packets with no ifl
0 packets with no family
0 packets with no route table
```

show system statistics arp

Syntax	show system statistics arp
Syntax (EX Series Switches)	show system statistics arp <all-members> <local> <member <i>member-id</i> >
Syntax (TX Matrix Router)	show system statistics arp <all-chassis all-lcc lcc <i>number</i> scc>
Syntax (TX Matrix Plus Router)	show system statistics arp <all-chassis all-lcc lcc <i>number</i> sfc <i>number</i> >
Release Information	Command introduced before Junos OS Release 7.4. Command introduced in Junos OS Release 9.0 for EX Series switches. sfc option introduced for the TX Matrix Plus router in Junos OS Release 9.6.
Description	Display system-wide Address Resolution Protocol (ARP) statistics.
Options	<p>none—Display system-wide ARP statistics.</p> <p>all-chassis—(TX Matrix and TX Matrix Plus routers only) (Optional) Display ARP statistics for all the routers in the chassis.</p> <p>all-lcc—(TX Matrix and TX Matrix Plus routers only) (Optional) On a TX Matrix router, display system-wide ARP statistics for all T640 routers (or line-card chassis) connected to the TX Matrix router. On a TX Matrix Plus router, display system-wide ARP statistics for all T1600 routers (or line-card chassis) connected to the TX Matrix Plus router</p> <p>all-members—(EX4200 switches only) (Optional) Display ARP statistics for all members of the Virtual Chassis configuration.</p> <p>lcc <i>number</i>—(TX Matrix and TX Matrix Plus routers only) (Optional) On a TX Matrix router, display ARP statistics for a specific T640 router that is connected to the TX Matrix router. On a TX Matrix Plus router, display ARP statistics for a specific T1600 router that is connected to the TX Matrix Plus router. Replace <i>number</i> with a value from 0 through 3.</p> <p>local—(EX4200 switches only) (Optional) Display ARP statistics for the local Virtual Chassis member.</p> <p>member <i>member-id</i>—(EX4200 switches only) (Optional) Display ARP statistics for the specified member of the Virtual Chassis configuration. Replace <i>member-id</i> with a value from 0 through 9.</p> <p>scc—(TX Matrix routers only) (Optional) Display ARP statistics for the TX Matrix router (or switch-card chassis).</p>

sfc number—(TX Matrix Plus routers only) (Optional) Display ARP statistics for the TX Matrix Plus router (or switch-fabric chassis). Replace *number* with 0.

Additional Information By default, when you issue the **show system statistics arp** command on a TX Matrix or TX Matrix Plus master Routing Engine, the command is broadcast to all the T640 (in a routing matrix based on the TX Matrix router) or T1600 (in a routing matrix based on the TX Matrix Plus router) master Routing Engines connected to it. Likewise, if you issue the same command on the TX Matrix or TX Matrix Plus backup Routing Engine, the command is broadcast to all the T640 (in a routing matrix based on the TX Matrix router) or T1600 (in a routing matrix based on the TX Matrix Plus router) backup Routing Engines that are connected to it.

Required Privilege Level view

List of Sample Output [show system statistics arp on page 1209](#)
[show system statistics arp \(EX Series Switches\) on page 1209](#)
[show system statistics arp \(TX Matrix Plus Router\) on page 1210](#)

Sample Output

```
show system statistics arp user@host> show system statistics arp
arp:
44134607 datagrams received
2 ARP requests received
2026 ARP replies received
3152 resolution requests received
0 unrestricted proxy requests
0 received proxy requests
0 proxy requests not proxied
0 with bogus interface
787 with incorrect length
712 for non-IP protocol
0 with unsupported op code
0 with bad protocol address length
0 with bad hardware address length
0 with multicast source address
7603 with multicast target address
0 with my own hardware address
14218490 for an address not on the interface
0 with a broadcast source address
0 with source address duplicate to mine
29905774 which were not for me
0 packets discarded waiting for resolution
6 packets sent after waiting for resolution
17790 ARP requests sent
2 ARP replies sent
0 requests for memory denied
0 requests dropped on entry
0 requests dropped during retry
```

```
show system statistics arp (EX Series Switches) user@host> show system statistics arp
arp:
186423 datagrams received
88 ARP requests received
88 ARP replies received
0 resolution request received
```

```

0 unrestricted proxy requests
0 restricted proxy requests
0 received proxy requests
0 proxy requests not proxied
0 restricted proxy requests not proxied
0 datagrams with bogus interface
0 datagrams with incorrect length
0 datagrams for non-IP protocol
0 datagrams with unsupported op code
0 datagrams with bad protocol address length
0 datagrams with bad hardware address length
0 datagrams with multicast source address
0 datagrams with multicast source address
0 datagrams with my own hardware address
164 datagrams for an address not on the interface
0 datagrams with a broadcast source address
0 datagrams with source address duplicate to mine
186075 datagrams which were not for me
0 packets discarded waiting for resolution
0 packets sent after waiting for resolution
50 ARP requests sent
88 ARP replies sent
0 requests for memory denied
0 requests dropped on entry
0 requests dropped during retry
0 requests dropped due to interface deletion
0 requests on unnumbered interfaces
0 new requests on unnumbered interfaces
0 replies for from unnumbered interfaces
0 requests on unnumbered interface with non-subnetted donor
0 replies from unnumbered interface with non-subnetted donor

```

```

show system statistics arp (TX Matrix Plus Router)
user@host> show system statistics arp
sfc0-re0:
-----
arp:

```

```

487 datagrams received
8 ARP requests received
438 ARP replys received
438 resolution requests received
0 unrestricted proxy requests
0 restricted proxy requests
0 received proxy requests
0 proxy requestss not proxied
0 restricted-proxy requestss not proxied
0 with bogus interface
0 with incorrect length
0 for non-IP protocol
0 with unsupported op code
0 with bad protocol address length
0 with bad hardware address length
0 with multicast source address
0 with multicast target address
0 with my own hardware address
0 for an address not on the interface
0 with a broadcast source address
0 with source address duplicate to mine
41 which were not for me
0 packets discarded waiting for resolution
438 packets sent after waiting for resolution
1282 ARP requests sent

```



```

8 ARP replys sent
0 requests for memory denied
0 requests dropped on entry
0 requests dropped during retry
0 requests dropped due to interface deletion
0 requests on unnumbered interfaces
0 new requests on unnumbered interfaces
0 replies for from unnumbered interfaces
0 requests on unnumbered interface with non-subnetted donor
0 replies from unnumbered interface with non-subnetted donor

```

lcc0-re0:

arp:

```

19 datagrams received
0 ARP requests received
1 ARP reply received
0 resolution requests received
0 unrestricted proxy requests
0 restricted proxy requests
0 received proxy requests
0 proxy requestss not proxied
0 restricted-proxy requestss not proxied
0 with bogus interface
0 with incorrect length
0 for non-IP protocol
0 with unsupported op code
0 with bad protocol address length
0 with bad hardware address length
0 with multicast source address
0 with multicast target address
0 with my own hardware address
0 for an address not on the interface
0 with a broadcast source address
0 with source address duplicate to mine
18 which were not for me
0 packets discarded waiting for resolution
0 packets sent after waiting for resolution
8 ARP requests sent
0 ARP replys sent
0 requests for memory denied
0 requests dropped on entry
0 requests dropped during retry
0 requests dropped due to interface deletion
0 requests on unnumbered interfaces
0 new requests on unnumbered interfaces
0 replies for from unnumbered interfaces
0 requests on unnumbered interface with non-subnetted donor
0 replies from unnumbered interface with non-subnetted donor

```

lcc1-re0:

arp:

```

17 datagrams received
0 ARP requests received
1 ARP reply received
0 resolution requests received
0 unrestricted proxy requests
0 restricted proxy requests
0 received proxy requests
0 proxy requestss not proxied

```

```
0 restricted-proxy requestss not proxied
0 with bogus interface
0 with incorrect length
0 for non-IP protocol
0 with unsupported op code
0 with bad protocol address length
0 with bad hardware address length
0 with multicast source address
0 with multicast target address
0 with my own hardware address
0 for an address not on the interface
0 with a broadcast source address
0 with source address duplicate to mine
16 which were not for me
0 packets discarded waiting for resolution
0 packets sent after waiting for resolution
9 ARP requests sent
0 ARP replys sent
0 requests for memory denied
0 requests dropped on entry
0 requests dropped during retry
0 requests dropped due to interface deletion
0 requests on unnumbered interfaces
0 new requests on unnumbered interfaces
0 replies for from unnumbered interfaces
0 requests on unnumbered interface with non-subnetted donor
0 replies from unnumbered interface with non-subnetted donor
```

lcc2-re0:

arp:

```
18 datagrams received
1 ARP request received
1 ARP reply received
0 resolution requests received
0 unrestricted proxy requests
0 restricted proxy requests
0 received proxy requests
0 proxy requestss not proxied
0 restricted-proxy requestss not proxied
0 with bogus interface
0 with incorrect length
0 for non-IP protocol
0 with unsupported op code
0 with bad protocol address length
0 with bad hardware address length
0 with multicast source address
0 with multicast target address
0 with my own hardware address
0 for an address not on the interface
0 with a broadcast source address
0 with source address duplicate to mine
16 which were not for me
0 packets discarded waiting for resolution
0 packets sent after waiting for resolution
9 ARP requests sent
1 ARP reply sent
0 requests for memory denied
0 requests dropped on entry
0 requests dropped during retry
0 requests dropped due to interface deletion
```

```
0 requests on unnumbered interfaces
0 new requests on unnumbered interfaces
0 replies for from unnumbered interfaces
0 requests on unnumbered interface with non-subnetted donor
0 replies from unnumbered interface with non-subnetted donor
```

```
lcc3-re0:
```

```
-----
arp:
```

```
13 datagrams received
0 ARP requests received
1 ARP reply received
0 resolution requests received
0 unrestricted proxy requests
0 restricted proxy requests
0 received proxy requests
0 proxy requestss not proxied
0 restricted-proxy requestss not proxied
0 with bogus interface
0 with incorrect length
0 for non-IP protocol
0 with unsupported op code
0 with bad protocol address length
0 with bad hardware address length
0 with multicast source address
0 with multicast target address
0 with my own hardware address
0 for an address not on the interface
0 with a broadcast source address
0 with source address duplicate to mine
12 which were not for me
0 packets discarded waiting for resolution
0 packets sent after waiting for resolution
8 ARP requests sent
0 ARP replys sent
0 requests for memory denied
0 requests dropped on entry
0 requests dropped during retry
0 requests dropped due to interface deletion
0 requests on unnumbered interfaces
0 new requests on unnumbered interfaces
0 replies for from unnumbered interfaces
0 requests on unnumbered interface with non-subnetted donor
0 replies from unnumbered interface with non-subnetted donor
```

show system statistics clns

Syntax	show system statistics clns
Syntax (TX Matrix Router)	show system statistics clns <all-chassis all-lcc lcc <i>number</i> scc>
Syntax (TX Matrix Plus Router)	show system statistics clns <all-chassis all-lcc lcc <i>number</i> sfc <i>number</i> >
Release Information	Command introduced before Junos OS Release 7.4. sfc option introduced for the TX Matrix Plus router in Junos OS Release 9.6.
Description	Display system-wide Connectionless Network Service (CLNS) statistics.
Options	<p>all-chassis—(TX Matrix and TX Matrix Plus routers only) (Optional) Display system statistics for CLNS for all the routers in the chassis.</p> <p>all-lcc—(TX Matrix and TX Matrix Plus routers only) (Optional) On a TX Matrix router, display system statistics for CLNS for all T640 routers (or line-card chassis) connected to the TX Matrix router. On a TX Matrix Plus router, display system statistics for CLNS for all T1600 routers (or line-card chassis) connected to the TX Matrix Plus router.</p> <p>lcc <i>number</i>—(TX Matrix and TX Matrix Plus routers only) (Optional) On a TX Matrix router, display system statistics for CLNS for a specific T640 router that is connected to the TX Matrix router. On a TX Matrix Plus router, display system statistics for CLNS for a specific T1600 router that is connected to the TX Matrix Plus router. Replace <i>number</i> with a value from 0 through 3.</p> <p>scc—(TX Matrix routers only) (Optional) Display system statistics for CLNS for the TX Matrix router (or switch-card chassis).</p> <p>sfc <i>number</i>—(TX Matrix Plus routers only) (Optional) Display system statistics for CLNS for the TX Matrix Plus router (or switch-fabric chassis). Replace <i>number</i> with 0.</p>
Additional Information	By default, when you issue the show system statistics clns command on a TX Matrix or TX Matrix Plus master Routing Engine, the command is broadcast to all the T640 (in a routing matrix based on the TX Matrix router) or T1600 (in a routing matrix based on the TX Matrix Plus router) master Routing Engines connected to it. Likewise, if you issue the same command on the TX Matrix or TX Matrix Plus backup Routing Engine, the command is broadcast to all the T640 (in a routing matrix based on the TX Matrix router) or T1600 (in a routing matrix based on the TX Matrix Plus router) backup Routing Engines that are connected to it.
Required Privilege Level	view
List of Sample Output	show system statistics clns on page 1215 show system statistics clns (EX Series Switches) on page 1215

[show system statistics clns \(TX Matrix Plus Router\) on page 1216](#)

Sample Output

```

show system statistics  user@host> show system statistics clns
clns
    0 total packets received
    0 packets delivered
    0 too small
    0 bad header length
    0 bad checksum
    0 bad version
    0 unknown or unsupported protocol
    0 bogus sdl size
    0 no free memory in socket buffer
    0 send packets discarded
    0 sbappend failure
    0 mcopy failure
    0 address fields were not reasonable
    0 segment information forgotten
    0 forwarded packets
    0 total packets sent
    0 output packets discarded
    0 non-forwarded packets
    0 packets fragmented
    0 fragments sent
    0 fragments discarded
    0 fragments timed out
    0 fragmentation prohibited
    0 packets reconstructed
    0 packets destined to dead nexthop
    0 packets discarded due to no route
    0 Error pdu rate drops
    0 ER pdu generation failure

show system statistics  user@host> show system statistics clns
clns (EX Series      clnl:
Switches)
    0 Total packets received
    0 Packets delivered
    0 Too small packets
    0 Packets with bad header length
    0 Packets with bad checksum
    0 Bad version packets
    0 Unknown or unsupported protocol packets
    0 Packets with bogus sdl size
    0 No free memory in socket buffer
    0 Send packets discarded
    0 Sbappend failure
    0 Mcopy failure
    0 Address fields were not reasonable
    0 Segment information forgotten
    0 Forwarded packets
    0 Total packets sent
    0 Output packets discarded
    0 Non-forwarded packets
    0 Packets fragmented
    0 Fragments sent
    0 Fragments discarded
    0 Fragments timed out
    0 Fragmentation prohibited
    0 Packets reconstructed

```

```

0 Packets destined to dead nexthop
0 Packets discarded due to no route
0 Error pdu rate drops
0 ER pdu generation failure

```

show system statistics user@host> **show system statistics clns**

clns (TX Matrix Plus

sfc0-re0:

Router)

c1n1:

```

0 total packets received
0 packets delivered
0 too small
0 bad header length
0 bad checksum
0 bad version
0 unknown or unsupport protocol
0 bogus sdl size
0 no free memory in socket buffer
0 send packets discarded
0 sbappend failure
0 mcopy failure
0 address fields were not reasonable
0 segment information forgotten
0 forwarded packets
0 total packets sent
0 output packets discarded
0 non-forwarded packets
0 packets fragmented
0 fragments sent
0 fragments discarded
0 fragments timed out
0 fragmentation prohibited
0 packets reconstructed
0 packets destined to dead nexthop
0 packets discarded due to no route
0 Error pdu rate drops
0 ER pdu generation failure

```

lcc0-re1:

c1n1:

```

0 total packets received
0 packets delivered
0 too small
0 bad header length
0 bad checksum
0 bad version
0 unknown or unsupport protocol
0 bogus sdl size
0 no free memory in socket buffer
0 send packets discarded
0 sbappend failure
0 mcopy failure
0 address fields were not reasonable
0 segment information forgotten
0 forwarded packets
0 total packets sent
0 output packets discarded
0 non-forwarded packets
0 packets fragmented
0 fragments sent

```

```

0 fragments discarded
0 fragments timed out
0 fragmentation prohibited
0 packets reconstructed
0 packets destined to dead nexthop
0 packets discarded due to no route
0 Error pdu rate drops
0 ER pdu generation failure

```

```
lcc1-re1:
```

```
-----
c1n1:
```

```

0 total packets received
0 packets delivered
0 too small
0 bad header length
0 bad checksum
0 bad version
0 unknown or unsupport protocol
0 bogus sdl size
0 no free memory in socket buffer
0 send packets discarded
0 sbappend failure
0 mcopy failure
0 address fields were not reasonable
0 segment information forgotten
0 forwarded packets
0 total packets sent
0 output packets discarded
0 non-forwarded packets
0 packets fragmented
0 fragments sent
0 fragments discarded
0 fragments timed out
0 fragmentation prohibited
0 packets reconstructed
0 packets destined to dead nexthop
0 packets discarded due to no route
0 Error pdu rate drops
0 ER pdu generation failure

```

```
lcc2-re1:
```

```
-----
c1n1:
```

```

0 total packets received
0 packets delivered
0 too small
0 bad header length
0 bad checksum
0 bad version
0 unknown or unsupport protocol
0 bogus sdl size
0 no free memory in socket buffer
0 send packets discarded
0 sbappend failure
0 mcopy failure
0 address fields were not reasonable
0 segment information forgotten
0 forwarded packets
0 total packets sent
0 output packets discarded

```

```

0 non-forwarded packets
0 packets fragmented
0 fragments sent
0 fragments discarded
0 fragments timed out
0 fragmentation prohibited
0 packets reconstructed
0 packets destined to dead nexthop
0 packets discarded due to no route
0 Error pdu rate drops
0 ER pdu generation failure

```

lcc3-re1:

c1n1:

```

0 total packets received
0 packets delivered
0 too small
0 bad header length
0 bad checksum
0 bad version
0 unknown or unsupport protocol
0 bogus sdl size
0 no free memory in socket buffer
0 send packets discarded
0 sbappend failure
0 mcopy failure
0 address fields were not reasonable
0 segment information forgotten
0 forwarded packets
0 total packets sent
0 output packets discarded
0 non-forwarded packets
0 packets fragmented
0 fragments sent
0 fragments discarded
0 fragments timed out
0 fragmentation prohibited
0 packets reconstructed
0 packets destined to dead nexthop
0 packets discarded due to no route
0 Error pdu rate drops
0 ER pdu generation failure

```


show system statistics esis

Syntax	show system statistics esis
Syntax (EX Series Switches)	show system statistics esis <all-members> <local> <member <i>member-id</i> >
Syntax (TX Matrix Router)	show system statistics esis <all-chassis all-lcc lcc <i>number</i> scc>
Syntax (TX Matrix Plus Router)	show system statistics esis <all-chassis all-lcc lcc <i>number</i> sfc <i>number</i> >
Release Information	Command introduced before Junos OS Release 7.4. Command introduced in Junos OS Release 9.0 for EX Series switches. sfc option introduced for the TX Matrix Plus router in Junos OS Release 9.6.
Description	Display system-wide End System-to-Intermediate System (ES-IS) statistics.
Options	<p>none—Display system statistics for ES-IS.</p> <p>all-chassis—(TX Matrix and TX Matrix Plus routers only) (Optional) Display system statistics for ES-IS for all the routers in the chassis.</p> <p>all-lcc—(TX Matrix and TX Matrix Plus routers only) (Optional) On a TX Matrix router, display system statistics for ES-IS for all T640 routers (or line-card chassis) connected to the TX Matrix router. On a TX Matrix Plus router, display system statistics for ES-IS for all T1600 routers (or line-card chassis) connected to the TX Matrix Plus router.</p> <p>all-members—(EX4200 switches only) (Optional) Display ES-IS statistics for all members of the Virtual Chassis configuration.</p> <p>lcc <i>number</i>—(TX Matrix and TX Matrix Plus routers only) (Optional) On a TX Matrix router, display system statistics for ES-IS for a specific T640 router that is connected to the TX Matrix router. On a TX Matrix Plus router, display system statistics for ES-IS for a specific T1600 router that is connected to the TX Matrix Plus router. Replace <i>number</i> with a value from 0 through 3.</p> <p>local—(EX4200 switches only) (Optional) Display ES-IS statistics for the local Virtual Chassis member.</p> <p>member <i>member-id</i>—(EX4200 switches only) (Optional) Display ES-IS statistics for the specified member of the Virtual Chassis configuration. Replace <i>member-id</i> with a value from 0 through 9.</p> <p>scc—(TX Matrix routers only) (Optional) Display system statistics for ES-IS for the TX Matrix router (or switch-card chassis).</p>

sfc number—(TX Matrix Plus routers only) (Optional) Display system statistics for ES-IS for the TX Matrix Plus router (or switch-fabric chassis). Replace **number** with 0.

Additional Information By default, when you issue the **show system statistics esis** command on a TX Matrix or TX Matrix Plus master Routing Engine, the command is broadcast to all the T640 (in a routing matrix based on the TX Matrix router) or T1600 (in a routing matrix based on the TX Matrix Plus router) master Routing Engines connected to it. Likewise, if you issue the same command on the TX Matrix or TX Matrix Plus backup Routing Engine, the command is broadcast to all the T640 (in a routing matrix based on the TX Matrix router) or T1600 (in a routing matrix based on the TX Matrix Plus router) backup Routing Engines that are connected to it.

Required Privilege Level view

List of Sample Output [show system statistics esis on page 1220](#)
[show system statistics esis \(EX Series Switches\) on page 1220](#)
[show system statistics esis \(TX Matrix Plus Router\) on page 1221](#)

Sample Output

```
show system statistics esis  user@host> show system statistics esis
                               esis:
                               0 total pkts received
                               0 total packets consumed by protocol
                               0 pdus received with bad checksum
                               0 pdus received with bad version number
                               0 pdus received with bad type field
                               0 short pdus received
                               0 bogus sdl size
                               0 bad header length
                               0 unknown or unsupported protocol
                               0 no free memory in socket buffer
                               0 send packets discarded
                               0 sbappend failure
                               0 mcopy failure
                               0 ISO family not configured
```

```
show system statistics esis (EX Series Switches)  user@host> show system statistics esis
                                                    esis:
                                                    0 Total pkts received
                                                    0 Total packets consumed by protocol
                                                    0 Pdus received with bad checksum
                                                    0 Pdus received with bad version number
                                                    0 Pdus received with bad type field
                                                    0 Short pdus received
                                                    0 Pdus withbogus sdl size
                                                    0 Pdus with bad header length
                                                    0 Pdus with unknown or unsupport protocol
                                                    0 No free memory in socket buffer
                                                    0 Send packets discarded
                                                    0 Sbappend failure
                                                    0 Mcopy failure
                                                    0 ISO family not configured
```

show system statistics
esis (TX Matrix Plus
Router)

user@host> show system statistics esis
 sfc0-re0:

```
-----
esis:
  0 total pkts received
  0 total packets consumed by protocol
  0 pdus received with bad checksum
  0 pdus received with bad version number
  0 pdus received with bad type field
  0 short pdus received
  0 bogus sdl size
  0 bad header length
  0 unknown or unsupport protocol
  0 no free memory in socket buffer
  0 send packets discarded
  0 sbappend failure
  0 mcopy failure
  0 ISO family not configured
```

1cc0-re0:

```
-----
esis:
  0 total pkts received
  0 total packets consumed by protocol
  0 pdus received with bad checksum
  0 pdus received with bad version number
  0 pdus received with bad type field
  0 short pdus received
  0 bogus sdl size
  0 bad header length
  0 unknown or unsupport protocol
  0 no free memory in socket buffer
  0 send packets discarded
  0 sbappend failure
  0 mcopy failure
  0 ISO family not configured
```

1cc1-re0:

```
-----
esis:
  0 total pkts received
  0 total packets consumed by protocol
  0 pdus received with bad checksum
  0 pdus received with bad version number
  0 pdus received with bad type field
  0 short pdus received
  0 bogus sdl size
  0 bad header length
  0 unknown or unsupport protocol
  0 no free memory in socket buffer
  0 send packets discarded
  0 sbappend failure
  0 mcopy failure
  0 ISO family not configured
```

1cc2-re0:

```
-----
esis:
  0 total pkts received
  0 total packets consumed by protocol
  0 pdus received with bad checksum
```

```

0 pdus received with bad version number
0 pdus received with bad type field
0 short pdus received
0 bogus sdl size
0 bad header length
0 unknown or unsupported protocol
0 no free memory in socket buffer
0 send packets discarded
0 sbappend failure
0 mcopy failure
0 ISO family not configured

```

lcc3-re0:

esis:

```

0 total pkts received
0 total packets consumed by protocol
0 pdus received with bad checksum
0 pdus received with bad version number
0 pdus received with bad type field
0 short pdus received
0 bogus sdl size
0 bad header length
0 unknown or unsupported protocol
0 no free memory in socket buffer
0 send packets discarded
0 sbappend failure
0 mcopy failure
0 ISO family not configured

```

show system statistics icmp

Syntax	show system statistics icmp
Syntax (EX Series Switches)	show system statistics icmp <all-members> <local> <member <i>member-id</i> >
Syntax (TX Matrix Router)	show system statistics icmp <all-chassis all-lcc lcc <i>number</i> scc>
Syntax (TX Matrix Plus Router)	show system statistics icmp <all-chassis all-lcc lcc <i>number</i> sfc <i>number</i> >
Release Information	Command introduced before Junos OS Release 7.4. Command introduced in Junos OS Release 9.0 for EX Series switches. sfc option introduced for the TX Matrix Plus router in Junos OS Release 9.6.
Description	Display system-wide Internet Control Message Protocol (ICMP) statistics.
Options	<p>none—Display system statistics for ICMP.</p> <p>all-chassis—(TX Matrix and TX Matrix Plus routers only) (Optional) Display system statistics for ICMP for all the routers in the chassis.</p> <p>all-lcc—(TX Matrix and TX Matrix Plus routers only) (Optional) On a TX Matrix router, display system statistics for ICMP for all T640 routers (or line-card chassis) connected to the TX Matrix router. On a TX Matrix Plus router, display system statistics for ICMP for all T1600 routers (or line-card chassis) connected to the TX Matrix Plus router.</p> <p>all-members—(EX4200 switches only) (Optional) Display ICMP statistics for all members of the Virtual Chassis configuration.</p> <p>lcc <i>number</i>—(TX Matrix and TX Matrix Plus routers only) (Optional) On a TX Matrix router, display system statistics for ICMP for a specific T640 router that is connected to the TX Matrix router. On a TX Matrix Plus router, display system statistics for ICMP for a specific T1600 router that is connected to the TX Matrix Plus router. Replace <i>number</i> with a value from 0 through 3.</p> <p>local—(EX4200 switches only) (Optional) Display ICMP statistics for the local Virtual Chassis member.</p> <p>member <i>member-id</i>—(EX4200 switches only) (Optional) Display ICMP statistics for the specified member of the Virtual Chassis configuration. Replace <i>member-id</i> with a value from 0 through 9.</p> <p>scc—(TX Matrix routers only) (Optional) Display system statistics for ICMP for the TX Matrix router (or switch-card chassis).</p>

sfc number—(TX Matrix Plus routers only) (Optional) Display system statistics for ICMP for the TX Matrix Plus router (or switch-fabric chassis). Replace **number** with 0.

Additional Information By default, when you issue the **show system statistics icmp** command on a TX Matrix or TX Matrix Plus master Routing Engine, the command is broadcast to all the T640 (in a routing matrix based on the TX Matrix router) or T1600 (in a routing matrix based on the TX Matrix Plus router) master Routing Engines connected to it. Likewise, if you issue the same command on the TX Matrix or TX Matrix Plus backup Routing Engine, the command is broadcast to all the T640 (in a routing matrix based on the TX Matrix router) or T1600 (in a routing matrix based on the TX Matrix Plus router) backup Routing Engines that are connected to it.

Required Privilege Level view

List of Sample Output [show system statistics icmp on page 1224](#)
[show system statistics icmp \(EX Series Switches\) on page 1224](#)
[show system statistics icmp \(TX Matrix Plus Router\) on page 1225](#)

Sample Output

```
show system statistics icmp user@host> show system statistics icmp
icmp:
    0 drops due to rate limit
    0 calls to icmp_error
    0 errors not generated because old message was icmp
    Output histogram:
        echo reply: 75
    0 messages with bad code fields
    0 messages less than the minimum length
    0 messages with bad checksum
    0 messages with bad source address
    0 messages with bad length
    0 echo drops with broadcast or multicast dest in at on address
    0 timestamp drops with broadcast or multicast destination address
    Input histogram:
        echo: 75
        router advertisement: 130
    75 message responses generated
```

```
show system statistics icmp (EX Series Switches) user@host> show system statistics icmp
icmp:
    0 drops due to rate limit
    12 calls to icmp_error
    0 errors not generated because old message was icmp
    Output histogram:
        297 echo reply
        12 destination unreachable
    0 messages with bad code fields
    0 messages less than the minimum length
    0 messages with bad checksum
    0 messages with bad source address
    0 messages with bad length
    0 echo drops with broadcast or multicast destination address
    0 timestamp drops with broadcast or multicast destination address
    Input histogram:
```

297 echo
297 message responses generated

show system statistics
icmp (TX Matrix Plus
Router)

user@host> show system statistics icmp
sfc0-re0:

```
-----
icmp:
    0 drops due to rate limit
    0 calls to icmp_error
    0 errors not generated because old message was icmp
    Output histogram:
        echo reply: 21
    0 messages with bad code fields
    0 messages less than the minimum length
    0 messages with bad checksum
    0 messages with bad source address
    0 messages with bad length
    0 echo drops with broadcast or multicast destination address
    0 timestamp drops with broadcast or multicast destination address
    Input histogram:
        echo: 21
    21 message responses generated
```

lcc0-re0:

```
-----
icmp:
    0 drops due to rate limit
    1 call to icmp_error
    0 errors not generated because old message was icmp
    Output histogram:
        echo reply: 24
        destination unreachable: 1
    0 messages with bad code fields
    0 messages less than the minimum length
    0 messages with bad checksum
    0 messages with bad source address
    0 messages with bad length
    0 echo drops with broadcast or multicast destination address
    0 timestamp drops with broadcast or multicast destination address
    Input histogram:
        echo: 24
    24 message responses generated
```

lcc1-re0:

```
-----
icmp:
    0 drops due to rate limit
    0 calls to icmp_error
    0 errors not generated because old message was icmp
    Output histogram:
        echo reply: 23
    0 messages with bad code fields
    0 messages less than the minimum length
    0 messages with bad checksum
    0 messages with bad source address
    0 messages with bad length
    0 echo drops with broadcast or multicast destination address
    0 timestamp drops with broadcast or multicast destination address
    Input histogram:
        echo: 23
    23 message responses generated
```

lcc2-re0:

icmp:

```
0 drops due to rate limit
0 calls to icmp_error
0 errors not generated because old message was icmp
Output histogram:
  echo reply: 22
0 messages with bad code fields
0 messages less than the minimum length
0 messages with bad checksum
0 messages with bad source address
0 messages with bad length
0 echo drops with broadcast or multicast destination address
0 timestamp drops with broadcast or multicast destination address
Input histogram:
  echo: 22
22 message responses generated
```

lcc3-re0:

icmp:

```
0 drops due to rate limit
0 calls to icmp_error
0 errors not generated because old message was icmp
Output histogram:
  echo reply: 22
0 messages with bad code fields
0 messages less than the minimum length
0 messages with bad checksum
0 messages with bad source address
0 messages with bad length
0 echo drops with broadcast or multicast destination address
0 timestamp drops with broadcast or multicast destination address
Input histogram:
  echo: 22
22 message responses generated
```


show system statistics icmp6

Syntax	show system statistics icmp6
Syntax (EX Series Switches)	show system statistics icmp6 <all-members> <local> <member <i>member-id</i> >
Syntax (TX Matrix Router)	show system statistics icmp6 <all-chassis all-lcc lcc <i>number</i> scc>
Syntax (TX Matrix Plus Router)	show system statistics icmp6 <all-chassis all-lcc lcc <i>number</i> sfc <i>number</i> >
Release Information	Command introduced before Junos OS Release 7.4. Command introduced in Junos OS Release 9.0 for EX Series switches. sfc option introduced for the TX Matrix Plus router in Junos OS Release 9.6.
Description	Display system-wide Internet Control Message Protocol for IPv6 (ICMPv6) statistics.
Options	<p>none—Display system statistics for ICMPv6.</p> <p>all-chassis—(TX Matrix and TX Matrix Plus routers only) (Optional) Display system statistics for ICMPv6 for all the routers in the chassis.</p> <p>all-lcc—(TX Matrix and TX Matrix Plus routers only) (Optional) On a TX Matrix router, display system statistics for ICMPv6 for all T640 routers (or line-card chassis) connected to the TX Matrix router. On a TX Matrix Plus router, display system statistics for ICMPv6 for all T1600 routers (or line-card chassis) connected to the TX Matrix Plus router.</p> <p>all-members—(EX4200 switches only) (Optional) Display ICMPv6 statistics for all members of the Virtual Chassis configuration.</p> <p>lcc <i>number</i>—(TX Matrix and TX Matrix Plus routers only) (Optional) On a TX Matrix router, display system statistics for ICMPv6 for a specific T640 router that is connected to the TX Matrix router. On a TX Matrix Plus router, display system statistics for ICMPv6 for a specific T1600 router that is connected to the TX Matrix Plus router. Replace <i>number</i> with a value from 0 through 3.</p> <p>local—(EX4200 switches only) (Optional) Display ICMPv6 statistics for the local Virtual Chassis member.</p> <p>member <i>member-id</i>—(EX4200 switches only) (Optional) Display ICMPv6 statistics for the specified member of the Virtual Chassis configuration. Replace <i>member-id</i> with a value from 0 through 9.</p> <p>scc—(TX Matrix routers only) (Optional) Display system statistics for ICMPv6 for the TX Matrix router (or switch-card chassis).</p>

sfc number—(TX Matrix Plus routers only) (Optional) Display system statistics for ICMPv6 for the TX Matrix Plus router (or switch-fabric chassis). Replace *number* with 0.

Additional Information By default, when you issue the **show system statistics icmp6** command on a TX Matrix or TX Matrix Plus master Routing Engine, the command is broadcast to all the T640 (in a routing matrix based on a TX Matrix router) or T1600 (in a routing matrix based on a TX Matrix Plus router) master Routing Engines connected to it. Likewise, if you issue the same command on the TX Matrix or TX Matrix Plus backup Routing Engine, the command is broadcast to all the T640 (in a routing matrix based on a TX Matrix router) or T1600 (in a routing matrix based on a TX Matrix Plus router) backup Routing Engines that are connected to it.

Required Privilege Level view

List of Sample Output [show system statistics icmp6 on page 1228](#)
[show system statistics icmp6 \(EX Series Switches\) on page 1228](#)
[show system statistics icmp6 \(TX Matrix Plus Router\) on page 1229](#)

Sample Output

```
show system statistics icmp6 user@host> show system statistics icmp6
icmp6:
0 calls to icmp_error
0 errors not generated because old message was icmp error or so
0 errors not generated because rate limitation
0 messages with bad code fields
0 messages < minimum length
0 bad checksums
0 messages with bad length
Histogram of error messages to be generated:
0 no route
0 administratively prohibited
0 beyond scope
0 address unreachable
0 port unreachable
0 packet too big
0 time exceed transit
0 time exceed reassembly
0 erroneous header field
0 unrecognized next header
0 unrecognized option
0 redirect
0 unknown
0 message responses generated
0 messages with too many ND options
```

```
show system statistics icmp6 (EX Series Switches) user@host> show system statistics icmp6
icmp6:
0 Calls to icmp_error
0 Errors not generated because old message was icmp error
0 Errors not generated because rate limitation
0 Messages with bad code fields
0 Messages < minimum length
0 Bad checksums
0 Messages with bad length
0 No route
```

```

0 Administratively prohibited
0 Beyond scope
0 Address unreachable
0 Port unreachable
0 packet too big
0 Time exceed transit
0 Time exceed reassembly
0 Erroneous header field
0 Unrecognized next header
0 Unrecognized option
0 redirect
0 Unknown
0 Message responses generated
0 Messages with too many ND options

```

Sample Output

```

show system statistics icmp6 (TX Matrix Plus Router) user@host> show system statistics icmp6
sfc0-re0:
-----
icmp6:
0 calls to icmp_error
0 errors not generated because old message was icmp error or so
0 errors not generated because rate limitation
Output histogram:
    neighbor solicitation: 12
    neighbor advertisement: 4
0 messages with bad code fields
0 messages < minimum length
0 bad checksums
0 messages with bad length
Histogram of error messages to be generated:
    0 no route
    0 administratively prohibited
    0 beyond scope
    0 address unreachable
    0 port unreachable
    0 packet too big
    0 time exceed transit
    0 time exceed reassembly
    0 erroneous header field
    0 unrecognized next header
    0 unrecognized option
    0 redirect
    0 unknown
0 message responses generated
0 messages with too many ND options

lcc0-re0:
-----
icmp6:
0 calls to icmp_error
0 errors not generated because old message was icmp error or so
0 errors not generated because rate limitation
Output histogram:
    neighbor solicitation: 12
    neighbor advertisement: 4
0 messages with bad code fields
0 messages < minimum length
0 bad checksums
0 messages with bad length

```

Histogram of error messages to be generated:

- 0 no route
- 0 administratively prohibited
- 0 beyond scope
- 0 address unreachable
- 0 port unreachable
- 0 packet too big
- 0 time exceed transit
- 0 time exceed reassembly
- 0 erroneous header field
- 0 unrecognized next header
- 0 unrecognized option
- 0 redirect
- 0 unknown

0 message responses generated
0 messages with too many ND options

lcc1-re0:

icmp6:

0 calls to icmp_error
0 errors not generated because old message was icmp error or so
0 errors not generated because rate limitation
Output histogram:
 neighbor solicitation: 12
 neighbor advertisement: 4
0 messages with bad code fields
0 messages < minimum length
0 bad checksums
0 messages with bad length
Input histogram:
 neighbor advertisement: 2
Histogram of error messages to be generated:
 0 no route
 0 administratively prohibited
 0 beyond scope
 0 address unreachable
 0 port unreachable
 0 packet too big
 0 time exceed transit
 0 time exceed reassembly
 0 erroneous header field
 0 unrecognized next header
 0 unrecognized option
 0 redirect
 0 unknown
0 message responses generated
0 messages with too many ND options

lcc2-re0:

icmp6:

0 calls to icmp_error
0 errors not generated because old message was icmp error or so
0 errors not generated because rate limitation
Output histogram:
 neighbor solicitation: 12
 neighbor advertisement: 4
0 messages with bad code fields
0 messages < minimum length
0 bad checksums

```

0 messages with bad length
Input histogram:
  neighbor advertisement: 2
Histogram of error messages to be generated:
  0 no route
  0 administratively prohibited
  0 beyond scope
  0 address unreachable
  0 port unreachable
  0 packet too big
  0 time exceed transit
  0 time exceed reassembly
  0 erroneous header field
  0 unrecognized next header
  0 unrecognized option
  0 redirect
  0 unknown
0 message responses generated
0 messages with too many ND options

```

lcc3-re0:

icmp6:

```

0 calls to icmp_error
0 errors not generated because old message was icmp error or so
0 errors not generated because rate limitation
Output histogram:
  neighbor solicitation: 12
  neighbor advertisement: 4
0 messages with bad code fields
0 messages < minimum length
0 bad checksums
0 messages with bad length
Input histogram:
  neighbor advertisement: 2
Histogram of error messages to be generated:
  0 no route
  0 administratively prohibited
  0 beyond scope
  0 address unreachable
  0 port unreachable
  0 packet too big
  0 time exceed transit
  0 time exceed reassembly
  0 erroneous header field
  0 unrecognized next header
  0 unrecognized option
  0 redirect
  0 unknown
0 message responses generated
0 messages with too many ND options

```

show system statistics igmp

Syntax	show system statistics igmp
Syntax (EX Series Switches)	show system statistics igmp <all-members> <local> <member <i>member-id</i> >
Syntax (TX Matrix Router)	show system statistics igmp <all-chassis all-lcc lcc <i>number</i> scc>
Syntax (TX Matrix Plus Router)	show system statistics igmp <all-chassis all-lcc lcc <i>number</i> sfc <i>number</i> >
Release Information	Command introduced before Junos OS Release 7.4. Command introduced in Junos OS Release 9.0 for EX Series switches. sfc option introduced for the TX Matrix Plus router in Junos OS Release 9.6. Command introduced in Junos OS Release 12.1 for the QFX Series.
Description	Display system-wide Internet Group Management Protocol (IGMP) statistics.
Options	<p>none—Display system statistics for IGMP.</p> <p>all-chassis—(TX Matrix and TX Matrix Plus routers only) (Optional) Display system statistics for IGMP for all the routers in the chassis.</p> <p>all-lcc—(TX Matrix and TX Matrix Plus routers only) (Optional) On a TX Matrix router, display system statistics for IGMP for all T640 routers (or line-card chassis) connected to the TX Matrix router. On a TX Matrix Plus router, display system statistics for IGMP for all T1600 routers (or line-card chassis) connected to the TX Matrix Plus router.</p> <p>all-members—(EX4200 switches only) (Optional) Display IGMP statistics for all members of the Virtual Chassis configuration.</p> <p>lcc <i>number</i>—(TX Matrix and TX Matrix Plus routers only) (Optional) On a TX Matrix router, display system statistics for IGMP for a specific T640 router that is connected to the TX Matrix router. On a TX Matrix Plus router, display system statistics for IGMP for a specific T1600 router that is connected to the TX Matrix Plus router. Replace <i>number</i> with a value from 0 through 3.</p> <p>local—(EX4200 switches only) (Optional) Display IGMP statistics for the local Virtual Chassis member.</p> <p>member <i>member-id</i>—(EX4200 switches only) (Optional) Display IGMP statistics for the specified member of the Virtual Chassis configuration. Replace <i>member-id</i> with a value from 0 through 9.</p> <p>scc—(TX Matrix routers only) (Optional) Display system statistics for IGMP for the TX Matrix router (or switch-card chassis).</p>

sfc number—(TX Matrix Plus routers only) (Optional) Display system statistics for IGMP for the TX Matrix Plus router (or switch-fabric chassis). Replace **number** with **0**.

Additional Information By default, when you issue the **show system statistics igmp** command on a TX Matrix or TX Matrix Plus master Routing Engine, the command is broadcast to all the T640 (in a routing matrix based on a TX Matrix router) or T1600 (in a routing matrix based on a TX Matrix Plus router) master Routing Engines connected to it. Likewise, if you issue the same command on the TX Matrix or TX Matrix Plus backup Routing Engine, the command is broadcast to all the T640 (in a routing matrix based on a TX Matrix router) or T1600 (in a routing matrix based on a TX Matrix Plus router) backup Routing Engines that are connected to it.

Required Privilege Level view

List of Sample Output [show system statistics igmp on page 1233](#)
[show system statistics igmp \(EX Series Switches\) on page 1233](#)
[show system statistics igmp \(TX Matrix Plus Router\) on page 1233](#)

Sample Output

```
show system statistics igmp  user@host> show system statistics igmp
                             igmp:
                                17178 messages received
                                0 messages received with too few bytes
                                0 messages received with bad checksum
                                0 membership queries received
                                0 membership queries received with invalid field(s)
                                0 membership reports received
                                0 membership reports received with invalid field(s)
                                0 membership reports received for groups to which we belong
                                0 membership reports sent
```

```
show system statistics igmp (EX Series Switches)  user@host> show system statistics igmp
                                                    igmp:
                                                         0 messages received
                                                         0 messages received with too few bytes
                                                         0 messages received with bad checksum
                                                         0 membership queries received
                                                         0 membership queries received with invalid fields
                                                         0 membership reports received
                                                         0 membership reports received with invalid fields
                                                         0 membership reports received for groups to which we belong
                                                         0 Membership reports sent
```

```
show system statistics igmp (TX Matrix Plus Router)  user@host> show system statistics igmp
                                                       sfc0-re0:
                                                       -----
                                                       igmp:
                                                            0 messages received
                                                            0 messages received with too few bytes
                                                            0 messages received with bad checksum
                                                            0 membership queries received
                                                            0 membership queries received with invalid field(s)
                                                            0 membership reports received
                                                            0 membership reports received with invalid field(s)
```

```
0 membership reports received for groups to which we belong
0 membership reports sent
```

```
lcc0-re0:
```

```
-----
igmp:
```

```
0 messages received
0 messages received with too few bytes
0 messages received with bad checksum
0 membership queries received
0 membership queries received with invalid field(s)
0 membership reports received
0 membership reports received with invalid field(s)
0 membership reports received for groups to which we belong
0 membership reports sent
```

```
lcc1-re0:
```

```
-----
igmp:
```

```
0 messages received
0 messages received with too few bytes
0 messages received with bad checksum
0 membership queries received
0 membership queries received with invalid field(s)
0 membership reports received
0 membership reports received with invalid field(s)
0 membership reports received for groups to which we belong
0 membership reports sent
```

```
lcc2-re0:
```

```
-----
igmp:
```

```
0 messages received
0 messages received with too few bytes
0 messages received with bad checksum
0 membership queries received
0 membership queries received with invalid field(s)
0 membership reports received
0 membership reports received with invalid field(s)
0 membership reports received for groups to which we belong
0 membership reports sent
```

```
lcc3-re0:
```

```
-----
igmp:
```

```
0 messages received
0 messages received with too few bytes
0 messages received with bad checksum
0 membership queries received
0 membership queries received with invalid field(s)
0 membership reports received
0 membership reports received with invalid field(s)
0 membership reports received for groups to which we belong
0 membership reports sent
```


show system statistics ip

Syntax	show system statistics ip
Syntax (EX Series Switches)	show system statistics ip <all-members> <local> <member <i>member-id</i> >
Syntax (TX Matrix Router)	show system statistics ip <all-chassis all-lcc lcc <i>number</i> scc>
Syntax (TX Matrix Plus Router)	show system statistics ip <all-chassis all-lcc lcc <i>number</i> sfc <i>number</i> >
Release Information	Command introduced before Junos OS Release 7.4. Command introduced in Junos OS Release 9.0 for EX Series switches. sfc option introduced for the TX Matrix Plus router in Junos OS Release 9.6.
Description	Display system-wide IPv4 statistics.
Options	<p>none—Display system statistics for IPv4.</p> <p>all-chassis—(TX Matrix and TX Matrix Plus routers only) (Optional) Display system statistics for IPv4 for all the routers in the chassis.</p> <p>all-lcc—(TX Matrix and TX Matrix Plus routers only) (Optional) On a TX Matrix router, display system statistics for IPv4 for all T640 routers (or line-card chassis) connected to the TX Matrix router. On a TX Matrix Plus router, display system statistics for IPv4 for all T1600 routers (or line-card chassis) connected to the TX Matrix Plus router.</p> <p>all-members—(EX4200 switches only) (Optional) Display IPv4 statistics for all members of the Virtual Chassis configuration.</p> <p>lcc <i>number</i>—(TX Matrix and TX Matrix Plus routers only) (Optional) On a TX Matrix router, display system statistics for IPv4 for a specific T640 router that is connected to the TX Matrix router. On a TX Matrix Plus router, display system statistics for IPv4 for a specific T1600 router that is connected to the TX Matrix Plus router. Replace <i>number</i> with a value from 0 through 3.</p> <p>local—(EX4200 switches only) (Optional) Display IPv4 statistics for the local Virtual Chassis member.</p> <p>member <i>member-id</i>—(EX4200 switches only) (Optional) Display IPv4 statistics for the specified member of the Virtual Chassis configuration. Replace <i>member-id</i> with a value from 0 through 9.</p> <p>scc—(TX Matrix routers only) (Optional) Display system statistics for IPv4 for the TX Matrix router (or switch-card chassis).</p>

sfc number—(TX Matrix Plus routers only) (Optional) Display system statistics for IPv4 for the TX Matrix Plus router (or switch-fabric chassis). Replace **number** with **0**.

Additional Information By default, when you issue the **show system statistics ip** command on a TX Matrix or TX Matrix Plus master Routing Engine, the command is broadcast to all the T640 (in a routing matrix based on a TX Matrix router) or T1600 (in a routing matrix based on a TX Matrix Plus router) master Routing Engines connected to it. Likewise, if you issue the same command on the TX Matrix or TX Matrix Plus backup Routing Engine, the command is broadcast to all the T640 (in a routing matrix based on a TX Matrix router) or T1600 (in a routing matrix based on a TX Matrix Plus router) backup Routing Engines that are connected to it.

Required Privilege Level view

List of Sample Output [show system statistics ip on page 1236](#)
[show system statistics ip \(EX Series Switches\) on page 1237](#)
[show system statistics ip \(TX Matrix Plus Router\) on page 1238](#)

Sample Output

```
show system statistics ip user@host> show system statistics ip
ip:
    1752658 total packets received
    0 bad header checksums
    0 with size smaller than minimum
    0 with data size < data length
    0 with header length < data size
    0 with data length < header length
    0 with incorrect version number
    0 packets destined to dead next hop
    0 fragments received
    0 fragments dropped (dup or out of space)
    0 fragments dropped (queue overflow)
    0 fragments dropped after timeout
    0 fragments dropped due to over limit
    0 packets reassembled ok
    1709456 packets for this host
    10494 packets for unknown/unsupported protocol
    546 packets forwarded
    0 packets not forwardable
    546 redirects sent
    1340179 packets sent from this host
    0 packets sent with fabricated ip header
    0 output packets dropped due to no bufs
    0 output packets discarded due to no route
    0 output datagrams fragmented
    0 fragments created
    0 datagrams that can't be fragmented
    0 packets with bad options
    10494 packets with options handled without error
    0 strict source and record route options
    0 loose source and record route options
    0 record route options
    0 timestamp options
    0 timestamp and address options
    0 timestamp and prespecified address options
```

```

0 option packets dropped due to rate limit
10494 router alert options
0 multicast packets dropped (no iflist)
0 packets dropped (src and int don't match)
0 transit re packets dropped on mgmt i/f
0 packets used first nexthop in ecmp unilist
0 incoming ttpoip packets received
0 incoming ttpoip packets dropped
0 outgoing TTPoIP packets sent
0 outgoing TTPoIP packets dropped
0 raw packets dropped. no space in socket rcv buffer

```

```

show system statistics user@host> show system statistics ip
ip (EX Series Switches) ip:

```

```

74121 total packets received
0 bad header checksums
0 with size smaller than minimum
0 with data size < data length
0 with header length < data size
0 with data length < header length
0 with incorrect version number
0 packets destined to dead next hop
0 fragments received
0 fragments dropped (dup or out of space)
0 fragments dropped (queue overflow)
0 fragments dropped after timeout
0 fragments dropped due to over limit
0 packets reassembled ok
1134061 packets for this host
0 packets for unknown/unsupported protocol
40177 packets forwarded
0 packets not forwardable
40177 redirects sent
1122558 packets sent from this host
0 packets sent with fabricated ip header
0 output packets dropped due to no bufs
0 output packets discarded due to no route
0 output datagrams fragmented
0 fragments created
0 datagrams that can't be fragmented
0 packets with bad options
0 packets with options handled without error
0 strict source and record route options
0 loose source and record route options
0 record route options
0 timestamp options
0 timestamp and address options
0 timestamp and prespecified address options
0 option packets dropped due to rate limit
0 router alert options
0 multicast packets dropped (no iflist)
0 packets dropped (src and int don't match)
0 transit re packets dropped on mgmt i/f
0 packets used first nexthop in ecmp unilist
0 incoming ttpoip packets received
0 incoming ttpoip packets dropped
0 outgoing TTPoIP packets sent
0 outgoing TTPoIP packets dropped

```

```

show system statistics ip (TX Matrix Plus Router)
user@host> show system statistics ip
sfc0-re0:
-----
ip:
  47695035 total packets received
  0 bad header checksums
  0 with size smaller than minimum
  0 with data size < data length
  0 with header length < data size
  0 with data length < header length
  0 with incorrect version number
  0 packets destined to dead next hop
  42350 fragments received
  0 fragments dropped (dup or out of space)
  0 fragments dropped (queue overflow)
  0 fragments dropped after timeout
  0 fragments dropped due to over limit
  21175 packets reassembled ok
  47674941 packets for this host
  146 packets for unknown/unsupported protocol
  0 packets forwarded
  0 packets not forwardable
  0 redirects sent
  61304579 packets sent from this host
  8496 packets sent with fabricated ip header
  0 output packets dropped due to no bufs
  0 output packets discarded due to no route
  6746344 output datagrams fragmented
  0 fragments created
  0 datagrams that can't be fragmented
  0 packets with bad options
  2400 packets with options handled without error
  0 strict source and record route options
  0 loose source and record route options
  0 record route options
  0 timestamp options
  0 timestamp and address options
  0 timestamp and prespecified address options
  0 option packets dropped due to rate limit
  2400 router alert options
  0 multicast packets dropped (no iflist)
  0 packets dropped (src and int don't match)
  0 transit re packets dropped on mgmt i/f
  0 packets used first nexthop in ecmp unilist
  12995412 incoming ttpoip packets received
  0 incoming ttpoip packets dropped
  16959177 outgoing TTPoIP packets sent
  0 outgoing TTPoIP packets dropped
  0 raw packets dropped. no space in socket recv buffer

lcc0-re0:
-----
ip:
  12990061 total packets received
  0 bad header checksums
  0 with size smaller than minimum
  0 with data size < data length
  0 with header length < data size
  0 with data length < header length
  0 with incorrect version number
  0 packets destined to dead next hop

```

```

0 fragments received
0 fragments dropped (dup or out of space)
0 fragments dropped (queue overflow)
0 fragments dropped after timeout
0 fragments dropped due to over limit
0 packets reassembled ok
12989979 packets for this host
82 packets for unknown/unsupported protocol
0 packets forwarded
0 packets not forwardable
0 redirects sent
9318381 packets sent from this host
0 packets sent with fabricated ip header
0 output packets dropped due to no bufs
0 output packets discarded due to no route
3440 output datagrams fragmented
0 fragments created
0 datagrams that can't be fragmented
0 packets with bad options
82 packets with options handled without error
0 strict source and record route options
0 loose source and record route options
0 record route options
0 timestamp options
0 timestamp and address options
0 timestamp and prespecified address options
0 option packets dropped due to rate limit
82 router alert options
0 multicast packets dropped (no iflist)
0 packets dropped (src and int don't match)
0 transit re packets dropped on mgmt i/f
0 packets used first nexthop in ecmp unilist
0 incoming ttpoip packets received
0 incoming ttpoip packets dropped
548071 outgoing TTPoIP packets sent
0 outgoing TTPoIP packets dropped
0 raw packets dropped. no space in socket recv buffer

```

lcc1-re0:

ip:

```

12849723 total packets received
0 bad header checksums
0 with size smaller than minimum
0 with data size < data length
0 with header length < data size
0 with data length < header length
0 with incorrect version number
0 packets destined to dead next hop
0 fragments received
0 fragments dropped (dup or out of space)
0 fragments dropped (queue overflow)
0 fragments dropped after timeout
0 fragments dropped due to over limit
0 packets reassembled ok
12849641 packets for this host
82 packets for unknown/unsupported protocol
0 packets forwarded
0 packets not forwardable
0 redirects sent
7676351 packets sent from this host

```

```
0 packets sent with fabricated ip header
0 output packets dropped due to no bufs
0 output packets discarded due to no route
0 output datagrams fragmented
0 fragments created
0 datagrams that can't be fragmented
0 packets with bad options
82 packets with options handled without error
0 strict source and record route options
0 loose source and record route options
0 record route options
0 timestamp options
0 timestamp and address options
0 timestamp and prespecified address options
0 option packets dropped due to rate limit
82 router alert options
0 multicast packets dropped (no iflist)
0 packets dropped (src and int don't match)
0 transit re packets dropped on mgmt i/f
0 packets used first nexthop in ecmp unilist
0 incoming ttpoip packets received
0 incoming ttpoip packets dropped
0 outgoing TTPoIP packets sent
0 outgoing TTPoIP packets dropped
0 raw packets dropped. no space in socket recv buffer
```

lcc2-re0:

ip:

```
16926850 total packets received
0 bad header checksums
0 with size smaller than minimum
0 with data size < data length
0 with header length < data size
0 with data length < header length
0 with incorrect version number
0 packets destined to dead next hop
0 fragments received
0 fragments dropped (dup or out of space)
0 fragments dropped (queue overflow)
0 fragments dropped after timeout
0 fragments dropped due to over limit
0 packets reassembled ok
16926768 packets for this host
82 packets for unknown/unsupported protocol
0 packets forwarded
0 packets not forwardable
0 redirects sent
10039747 packets sent from this host
0 packets sent with fabricated ip header
0 output packets dropped due to no bufs
0 output packets discarded due to no route
0 output datagrams fragmented
0 fragments created
0 datagrams that can't be fragmented
0 packets with bad options
82 packets with options handled without error
0 strict source and record route options
0 loose source and record route options
0 record route options
0 timestamp options
```

```

0 timestamp and address options
0 timestamp and prespecified address options
0 option packets dropped due to rate limit
82 router alert options
0 multicast packets dropped (no iflist)
0 packets dropped (src and int don't match)
0 transit re packets dropped on mgmt i/f
0 packets used first nexthop in ecmp unilist
0 incoming ttpoip packets received
0 incoming ttpoip packets dropped
0 outgoing TTPoIP packets sent
0 outgoing TTPoIP packets dropped
0 raw packets dropped. no space in socket recv buffer

```

lcc3-re0:

ip:

```

18025026 total packets received
0 bad header checksums
0 with size smaller than minimum
0 with data size < data length
0 with header length < data size
0 with data length < header length
0 with incorrect version number
0 packets destined to dead next hop
0 fragments received
0 fragments dropped (dup or out of space)
0 fragments dropped (queue overflow)
0 fragments dropped after timeout
0 fragments dropped due to over limit
0 packets reassembled ok
18024944 packets for this host
82 packets for unknown/unsupported protocol
0 packets forwarded
0 packets not forwardable
0 redirects sent
10456545 packets sent from this host
0 packets sent with fabricated ip header
0 output packets dropped due to no bufs
0 output packets discarded due to no route
0 output datagrams fragmented
0 fragments created
0 datagrams that can't be fragmented
0 packets with bad options
82 packets with options handled without error
0 strict source and record route options
0 loose source and record route options
0 record route options
0 timestamp options
0 timestamp and address options
0 timestamp and prespecified address options
0 option packets dropped due to rate limit
82 router alert options
0 multicast packets dropped (no iflist)
0 packets dropped (src and int don't match)
0 transit re packets dropped on mgmt i/f
0 packets used first nexthop in ecmp unilist
0 incoming ttpoip packets received
0 incoming ttpoip packets dropped
0 outgoing TTPoIP packets sent

```

0 outgoing TTPoIP packets dropped
0 raw packets dropped. no space in socket recv buffer

show system statistics ip6

Syntax	show system statistics ip6
Syntax (EX Series Switches)	show system statistics ip6 <all-members> <local> <member <i>member-id</i> >
Syntax (TX Matrix Router)	show system statistics ip6 <all-chassis all-lcc lcc <i>number</i> scc>
Syntax (TX Matrix Plus Router)	show system statistics ip <all-chassis all-lcc lcc <i>number</i> sfc <i>number</i> >
Release Information	Command introduced before Junos OS Release 7.4. Command introduced in Junos OS Release 9.0 for EX Series switches. sfc option introduced for the TX Matrix Plus router in Junos OS Release 9.6.
Description	Display system-wide IPv6 statistics.
Options	<p>none—Display system statistics for IPv6.</p> <p>all-chassis—(TX Matrix and TX Matrix Plus routers only) (Optional) Display system statistics for IPv6 for all the routers in the chassis.</p> <p>all-lcc—(TX Matrix and TX Matrix Plus routers only) (Optional) On a TX Matrix router, display system statistics for IPv6 for all T640 routers (or line-card chassis) connected to the TX Matrix router. On a TX Matrix Plus router, display system statistics for IPv6 for all T1600 routers (or line-card chassis) connected to the TX Matrix Plus router.</p> <p>all-members—(EX4200 switches only) (Optional) Display IPv6 statistics for all members of the Virtual Chassis configuration.</p> <p>lcc <i>number</i>—(TX Matrix and TX Matrix Plus routers only) (Optional) On a TX Matrix router, display system statistics for IPv6 for a specific T640 router that is connected to the TX Matrix router. On a TX Matrix Plus router, display system statistics for IPv6 for a specific T1600 router that is connected to the TX Matrix Plus router. Replace <i>number</i> with a value from 0 through 3.</p> <p>local—(EX4200 switches only) (Optional) Display IPv6 statistics for the local Virtual Chassis member.</p> <p>member <i>member-id</i>—(EX4200 switches only) (Optional) Display IPv6 statistics for the specified member of the Virtual Chassis configuration. Replace <i>member-id</i> with a value from 0 through 9.</p> <p>scc—(TX Matrix routers only) (Optional) Display system statistics for IPv6 for the TX Matrix router (or switch-card chassis).</p>

sfc number—(TX Matrix Plus routers only) (Optional) Display system statistics for IPv6 for the TX Matrix Plus router (or switch-fabric chassis). Replace **number** with **0**.

Additional Information By default, when you issue the **show system statistics ip6** command on a TX Matrix or TX Matrix Plus master Routing Engine, the command is broadcast to all the T640 (in a routing matrix based on a TX Matrix router) or T1600 (in a routing matrix based on a TX Matrix Plus router) master Routing Engines connected to it. Likewise, if you issue the same command on the TX Matrix or TX Matrix Plus backup Routing Engine, the command is broadcast to all the T640 (in a routing matrix based on a TX Matrix router) or T1600 (in a routing matrix based on a TX Matrix Plus router) backup Routing Engines that are connected to it.

Required Privilege Level view

List of Sample Output [show system statistics ip6 on page 1244](#)
[show system statistics ip6 \(EX Series Switches\) on page 1245](#)
[show system statistics ip6 \(TX Matrix Router\) on page 1245](#)

Sample Output

```
show system statistics ip6  user@host> show system statistics ip6
                             ip6:
                                0 total packets received
                                0 with size smaller than minimum
                                0 with data size < data length
                                0 with bad options
                                0 with incorrect version number
                                0 fragments received
                                0 fragments dropped (dup or out of space)
                                0 fragments dropped after timeout
                                0 fragments that exceeded limit
                                0 packets reassembled ok
                                0 packets for this host
                                0 packets forwarded
                                0 packets not forwardable
                                0 redirects sent
                                0 packets sent from this host
                                0 packets sent with fabricated ip header
                                0 output packets dropped due to no bufs, etc.
                                0 output packets discarded due to no route
                                0 output datagrams fragmented
                                0 fragments created
                                0 datagrams that can't be fragmented
                                0 packets that violated scope rules
                                0 multicast packets which we don't join
                                Mbuf statistics:
                                0 packets whose headers are not continuous
                                0 tunneling packets that can't find gif
                                0 packets discarded due to too may headers
                                0 failures of source address selection
                                0 forward cache hit
                                0 forward cache miss
                                0 packets destined to dead next hop
                                0 option packets dropped due to rate limit
```

```

0 packets dropped (src and int don't match)
0 packets dropped due to bad protocol

```

```

show system statistics ip6 (EX Series Switches) user@host> show system statistics ip6
ip6:
0 total packets received
0 packets with size smaller than minimum
0 packets with data size < data length
0 packets with bad options
0 packets with incorrect version number
0 fragments received
0 fragments dropped (dup or out of space)
0 fragments dropped after timeout
0 fragments that exceeded limit
0 packets reassembled ok
0 packets for this host
0 packets forwarded
0 packets not forwardable
0 redirects sent
0 packets sent from this host
0 packets sent with fabricated ip header
0 output packets dropped due to no bufs, etc.
0 output datagrams fragmented
0 fragments created
0 datagrams that can't be fragmented
0 packets that violated scope rules
0 multicast packets which we don't join
0 packets whose headers are not continuous
0 tunneling packets that can't find gif
0 packets discarded due to too many headers
0 failures of source address selection
0 forward cache hit
0 forward cache miss
0 Packets destined to dead next hop
0 option packets dropped due to rate limit
0 Packets dropped (src and int don't match)
0 packets dropped due to bad protocol
0 transit re packet(null) dropped on mgmt i/f

```

```

show system statistics ip6 (TX Matrix Router) user@host> show system statistics ip6
sfc0-re0:
-----
ip6:
0 total packets received
0 with size smaller than minimum
0 with data size < data length
0 with bad options
0 with incorrect version number
0 fragments received
0 fragments dropped (dup or out of space)
0 fragments dropped after timeout
0 fragments that exceeded limit
0 packets reassembled ok
0 packets for this host
0 packets forwarded
0 packets not forwardable
0 redirects sent
0 packets sent from this host
0 packets sent with fabricated ip header
0 output packets dropped due to no bufs, etc.
0 output packets discarded due to no route

```

```
0 output datagrams fragmented
0 fragments created
0 datagrams that can't be fragmented
0 packets that violated scope rules
0 multicast packets which we don't join
Mbuf statistics:
0 packets whose headers are not continuous
0 tunneling packets that can't find gif
0 packets discarded due to too may headers
0 failures of source address selection
source addresses on an outgoing I/F
    4 link-locals
source addresses of same scope
    4 link-locals
0 forward cache hit
0 forward cache miss
0 packets destined to dead next hop
0 option packets dropped due to rate limit
0 packets dropped (src and int don't match)
0 packets dropped due to bad protocol
0 transit re packet(null) dropped on mgmt i/f
0 packet(null) used first nexthop in ecmp unilist
```

lcc0-re0:

ip6:

```
0 total packets received
0 with size smaller than minimum
0 with data size < data length
0 with bad options
0 with incorrect version number
0 fragments received
0 fragments dropped (dup or out of space)
0 fragments dropped after timeout
0 fragments that exceeded limit
0 packets reassembled ok
0 packets for this host
0 packets forwarded
0 packets not forwardable
0 redirects sent
0 packets sent from this host
0 packets sent with fabricated ip header
0 output packets dropped due to no bufs, etc.
0 output packets discarded due to no route
0 output datagrams fragmented
0 fragments created
0 datagrams that can't be fragmented
0 packets that violated scope rules
0 multicast packets which we don't join
Mbuf statistics:
0 packets whose headers are not continuous
0 tunneling packets that can't find gif
0 packets discarded due to too may headers
0 failures of source address selection
source addresses on an outgoing I/F
    4 link-locals
source addresses of same scope
    4 link-locals
0 forward cache hit
0 forward cache miss
0 packets destined to dead next hop
```

```

0 option packets dropped due to rate limit
0 packets dropped (src and int don't match)
0 packets dropped due to bad protocol
0 transit re packet(null) dropped on mgmt i/f
0 packet(null) used first nexthop in ecmp unilist

```

lcc1-re0:

ip6:

```

2 total packets received
0 with size smaller than minimum
0 with data size < data length
0 with bad options
0 with incorrect version number
0 fragments received
0 fragments dropped (dup or out of space)
0 fragments dropped after timeout
0 fragments that exceeded limit
0 packets reassembled ok
0 packets for this host
0 packets forwarded
0 packets not forwardable
0 redirects sent
0 packets sent from this host
0 packets sent with fabricated ip header
0 output packets dropped due to no bufs, etc.
0 output packets discarded due to no route
0 output datagrams fragmented
0 fragments created
0 datagrams that can't be fragmented
0 packets that violated scope rules
0 multicast packets which we don't join
Input histogram:
    ICMP6: 2
Mbuf statistics:
0 packets whose headers are not continuous
0 tunneling packets that can't find gif
0 packets discarded due to too may headers
0 failures of source address selection
source addresses on an outgoing I/F
    4 link-locals
source addresses of same scope
    4 link-locals
0 forward cache hit
0 forward cache miss
0 packets destined to dead next hop
0 option packets dropped due to rate limit
0 packets dropped (src and int don't match)
0 packets dropped due to bad protocol
0 transit re packet(null) dropped on mgmt i/f
0 packet(null) used first nexthop in ecmp unilist

```

lcc2-re0:

ip6:

```

2 total packets received
0 with size smaller than minimum
0 with data size < data length
0 with bad options
0 with incorrect version number
0 fragments received

```

```
0 fragments dropped (dup or out of space)
0 fragments dropped after timeout
0 fragments that exceeded limit
0 packets reassembled ok
0 packets for this host
0 packets forwarded
0 packets not forwardable
0 redirects sent
0 packets sent from this host
0 packets sent with fabricated ip header
0 output packets dropped due to no bufs, etc.
0 output packets discarded due to no route
0 output datagrams fragmented
0 fragments created
0 datagrams that can't be fragmented
0 packets that violated scope rules
0 multicast packets which we don't join
Input histogram:
    ICMP6: 2
Mbuf statistics:
0 packets whose headers are not continuous
0 tunneling packets that can't find gif
0 packets discarded due to too many headers
0 failures of source address selection
source addresses on an outgoing I/F
    4 link-locals
source addresses of same scope
    4 link-locals
0 forward cache hit
0 forward cache miss
0 packets destined to dead next hop
0 option packets dropped due to rate limit
0 packets dropped (src and int don't match)
0 packets dropped due to bad protocol
0 transit re packet(null) dropped on mgmt i/f
0 packet(null) used first nexthop in ecmp unilist
```

lcc3-re0:

ip6:

```
2 total packets received
0 with size smaller than minimum
0 with data size < data length
0 with bad options
0 with incorrect version number
0 fragments received
0 fragments dropped (dup or out of space)
0 fragments dropped after timeout
0 fragments that exceeded limit
0 packets reassembled ok
0 packets for this host
0 packets forwarded
0 packets not forwardable
0 redirects sent
0 packets sent from this host
0 packets sent with fabricated ip header
0 output packets dropped due to no bufs, etc.
0 output packets discarded due to no route
0 output datagrams fragmented
0 fragments created
0 datagrams that can't be fragmented
```

```
0 packets that violated scope rules
0 multicast packets which we don't join
Input histogram:
    ICMP6: 2
Mbuf statistics:
0 packets whose headers are not continuous
0 tunneling packets that can't find gif
0 packets discarded due to too may headers
0 failures of source address selection
source addresses on an outgoing I/F
    4 link-locals
source addresses of same scope
    4 link-locals
0 forward cache hit
0 forward cache miss
0 packets destined to dead next hop
0 option packets dropped due to rate limit
0 packets dropped (src and int don't match)
0 packets dropped due to bad protocol
0 transit re packet(null) dropped on mgmt i/f
0 packet(null) used first nexthop in ecmp unilist
```

show system statistics mpls

Syntax	show system statistics mpls
Syntax (EX Series Switches)	show system statistics mpls <all-members> <local> <member <i>member-id</i> >
Syntax (TX Matrix Router)	show system statistics mpls <all-chassis all-lcc lcc <i>number</i> scc>
Syntax (TX Matrix Plus Router)	show system statistics mpls <all-chassis all-lcc lcc <i>number</i> sfc <i>number</i> >
Release Information	Command introduced before Junos OS Release 7.4. Command introduced in Junos OS Release 9.0 for EX Series switches. sfc option introduced for the TX Matrix Plus router in Junos OS Release 9.6.
Description	Display system-wide Multiprotocol Label Switching (MPLS) statistics.
Options	<p>none—Display system statistics for MPLS.</p> <p>all-chassis—(TX Matrix and TX Matrix Plus routers only) (Optional) Display system statistics for MPLS for all the routers in the chassis.</p> <p>all-lcc—(TX Matrix and TX Matrix Plus routers only) (Optional) On a TX Matrix router, display system statistics for MPLS for all T640 routers (or line-card chassis) connected to the TX Matrix router. On a TX Matrix Plus router, display system statistics for MPLS for all T1600 routers (or line-card chassis) connected to the TX Matrix Plus router.</p> <p>all-members—(EX4200 switches only) (Optional) Display MPLS statistics for all members of the Virtual Chassis configuration.</p> <p>lcc <i>number</i>—(TX Matrix and TX Matrix Plus routers only) (Optional) On a TX Matrix router, display system statistics for MPLS for a specific T640 router that is connected to the TX Matrix router. On a TX Matrix Plus router, display system statistics for MPLS for a specific T1600 router that is connected to the TX Matrix Plus router. Replace <i>number</i> with a value from 0 through 3.</p> <p>local—(EX4200 switches only) (Optional) Display MPLS statistics for the local Virtual Chassis member.</p> <p>member <i>member-id</i>—(EX4200 switches only) (Optional) Display MPLS statistics for the specified member of the Virtual Chassis configuration. Replace <i>member-id</i> with a value from 0 through 9.</p> <p>scc—(TX Matrix routers only) (Optional) Display system statistics for MPLS for the TX Matrix router (or switch-card chassis).</p>

sfc number—(TX Matrix Plus routers only) (Optional) Display system statistics for MPLS for the TX Matrix Plus router (or switch-fabric chassis). Replace **number** with **0**.

Additional Information By default, when you issue the **show system statistics mpls** command on a TX Matrix or TX Matrix Plus master Routing Engine, the command is broadcast to all the T640 (in a routing matrix based on a TX Matrix router) or T1600 (in a routing matrix based on a TX Matrix Plus router) master Routing Engines connected to it. Likewise, if you issue the same command on the TX Matrix or TX Matrix Plus backup Routing Engine, the command is broadcast to all the T640 (in a routing matrix based on a TX Matrix router) or T1600 (in a routing matrix based on a TX Matrix Plus router) backup Routing Engines that are connected to it.

Required Privilege Level view

List of Sample Output [show system statistics mpls on page 1251](#)
[show system statistics mpls \(EX Series Switches\) on page 1251](#)
[show system statistics mpls \(TX Matrix Plus Router\) on page 1251](#)

Sample Output

```
show system statistics mpls  user@host> show system statistics mpls
                             mpls:
                               0 total mpls packets received
                               0 packets forwarded
                               0 packets dropped
                               0 with header too small
                               0 after tagging, can't fit link MTU
                               0 with IPv4 explicit NULL tag
                               0 with IPv4 explicit NULL cksum errors
                               0 with router alert tag
                               0 lsp ping packets (ttl-expired/router alert)
                               0 with ttl expired
                               0 with tag encoding error
                               0 packets discarded, no route
```

```
show system statistics mpls (EX Series Switches)  user@host> show system statistics mpls
                                                    mpls:
                                                      0 Total MPLS packets received
                                                      0 Packets forwarded
                                                      0 Packets dropped
                                                      0 Packets with header too small
                                                      0 After tagging, packets can't fit link MTU
                                                      0 Packets with IPv4 explicit NULL tag
                                                      0 Packets with IPv4 explicit NULL cksum errors
                                                      0 Packets with router alert tag
                                                      0 LSP ping packets (ttl-expired/router alert)
                                                      0 Packets with ttl expired
                                                      0 Packets with tag encoding error
                                                      0 Packets discarded due to no route
                                                      0 Packets used first nexthop in ecmp unilist
```

```
show system statistics mpls (TX Matrix Plus Router)  user@host> show system statistics mpls
                                                       sfc0-re0:
                                                       -----
                                                       mpls:
```

```
0 total mpls packets received
0 packets forwarded
0 packets dropped
0 with header too small
0 after tagging, can't fit link MTU
0 with IPv4 explicit NULL tag
0 with IPv4 explicit NULL cksum errors
0 with router alert tag
0 lsp ping packets (ttl-expired/router alert)
0 with ttl expired
0 with tag encoding error
0 packets discarded, no route
0 packets used first nexthop in ecmp unilist
```

lcc0-re0:

mpls:

```
0 total mpls packets received
0 packets forwarded
0 packets dropped
0 with header too small
0 after tagging, can't fit link MTU
0 with IPv4 explicit NULL tag
0 with IPv4 explicit NULL cksum errors
0 with router alert tag
0 lsp ping packets (ttl-expired/router alert)
0 with ttl expired
0 with tag encoding error
0 packets discarded, no route
0 packets used first nexthop in ecmp unilist
```

lcc1-re0:

mpls:

```
0 total mpls packets received
0 packets forwarded
0 packets dropped
0 with header too small
0 after tagging, can't fit link MTU
0 with IPv4 explicit NULL tag
0 with IPv4 explicit NULL cksum errors
0 with router alert tag
0 lsp ping packets (ttl-expired/router alert)
0 with ttl expired
0 with tag encoding error
0 packets discarded, no route
0 packets used first nexthop in ecmp unilist
```

lcc2-re0:

mpls:

```
0 total mpls packets received
0 packets forwarded
0 packets dropped
0 with header too small
0 after tagging, can't fit link MTU
0 with IPv4 explicit NULL tag
0 with IPv4 explicit NULL cksum errors
0 with router alert tag
0 lsp ping packets (ttl-expired/router alert)
0 with ttl expired
```

```
0 with tag encoding error
0 packets discarded, no route
0 packets used first nexthop in ecmp unilist
```

```
lcc3-re0:
```

```
-----
mpls:
```

```
0 total mpls packets received
0 packets forwarded
0 packets dropped
0 with header too small
0 after tagging, can't fit link MTU
0 with IPv4 explicit NULL tag
0 with IPv4 explicit NULL cksum errors
0 with router alert tag
0 lsp ping packets (ttl-expired/router alert)
0 with ttl expired
0 with tag encoding error
0 packets discarded, no route
0 packets used first nexthop in ecmp unilist
```

show system statistics rdp

Syntax	show system statistics rdp
Syntax (EX Series Switches)	show system statistics rdp <all-members> <local> <member <i>member-id</i> >
Syntax (TX Matrix Router)	show system statistics rdp <all-chassis all-lcc lcc <i>number</i> scc>
Syntax (TX Matrix Plus Router)	show system statistics rdp <all-chassis all-lcc lcc <i>number</i> sfc <i>number</i> >
Release Information	Command introduced before Junos OS Release 7.4. Command introduced in Junos OS Release 9.0 for EX Series switches. sfc option introduced for the TX Matrix Plus router in Junos OS Release 9.6.
Description	Display system-wide Reliable Datagram Protocol (RDP) statistics.
Options	none —Display system statistics for RDP. all-chassis —(TX Matrix and TX Matrix Plus routers only) (Optional) Display system statistics for RDP for all the routers in the chassis. all-lcc —(TX Matrix and TX Matrix Plus routers only) (Optional) On a TX Matrix router, display system statistics for RDP for all T640 routers (or line-card chassis) connected to the TX Matrix router. On a TX Matrix Plus router, display system statistics for RDP for all T1600 routers (or line-card chassis) connected to the TX Matrix Plus router. all-members —(EX4200 switches only) (Optional) Display RDP statistics for all members of the Virtual Chassis configuration. lcc <i>number</i> —(TX Matrix and TX Matrix Plus routers only) (Optional) On a TX Matrix router, display system statistics for RDP for a specific T640 router that is connected to the TX Matrix router. On a TX Matrix Plus router, display system statistics for RDP for a specific T1600 router that is connected to the TX Matrix Plus router. Replace <i>number</i> with a value from 0 through 3. local —(EX4200 switches only) (Optional) Display RDP statistics for the local Virtual Chassis member. member <i>member-id</i> —(EX4200 switches only) (Optional) Display RDP statistics for the specified member of the Virtual Chassis configuration. Replace <i>member-id</i> with a value from 0 through 9. scc —(TX Matrix routers only) (Optional) Display system statistics for RDP for the TX Matrix router (or switch-card chassis).

sfc number—(TX Matrix Plus routers only) (Optional) Display system statistics for RDP for the TX Matrix Plus router (or switch-fabric chassis). Replace **number** with **0**.

Additional Information By default, when you issue the **show system statistics rdp** command on a TX Matrix or TX Matrix Plus master Routing Engine, the command is broadcast to all the T640 (in a routing matrix based on a TX Matrix router) or T1600 (in a routing matrix based on a TX Matrix Plus router) master Routing Engines connected to it. Likewise, if you issue the same command on the TX Matrix or TX Matrix Plus backup Routing Engine, the command is broadcast to all the T640 (in a routing matrix based on a TX Matrix router) or T1600 (in a routing matrix based on a TX Matrix Plus router) backup Routing Engines that are connected to it.

Required Privilege Level view

List of Sample Output [show system statistics rdp on page 1255](#)
[show system statistics rdp \(EX Series Switches\) on page 1255](#)
[show system statistics rdp \(TX Matrix Plus Router\) on page 1255](#)

Sample Output

```
show system statistics rdp  user@host> show system statistics rdp
                             rdp:
                             49668864 input packets
                             0 discards for bad checksum
                             0 discards bad sequence number
                             0 refused connections
                             2031513 acks received
                             0 dropped due to full socket buffers
                             49692 retransmits
                             49668864 output packets
                             24809579 acks sent
                             28 connects
                             0 closes
                             22778052 keepalives received
                             22778052 keepalives sent
```

```
show system statistics rdp (EX Series Switches)  user@host> show system statistics rdp
                                                  rdp:
                                                  0 Input packets
                                                  0 Packets discarded for bad checksum
                                                  0 Packets discarded due to bad sequence number
                                                  0 Refused connections
                                                  0 Acks received
                                                  0 Packets dropped due to full socket buffers
                                                  0 Retransmits
                                                  0 Output packets
                                                  0 Acks sent
                                                  0 Connects
                                                  0 Closes
                                                  0 Keepalives received
                                                  0 Keepalives sent
```

```
show system statistics rdp (TX Matrix Plus Router)  user@host> show system statistics rdp
sfc0-re0:
-----
```

```
rdp:
  4341558 input packets
  0 discards for bad checksum
  43452 discards bad sequence number
  598 refused connections
  85711 acks received
  101 dropped due to full socket buffers
  9110 retransmits
  4335896 output packets
  734087 acks sent
  372 connects
  65 closes
  526312 keepalives received
  3506373 keepalives sent
```

```
lcc0-re0:
```

```
-----
rdp:
  810979 input packets
  0 discards for bad checksum
  477 discards bad sequence number
  484 refused connections
  21798 acks received
  0 dropped due to full socket buffers
  10305 retransmits
  813567 output packets
  242155 acks sent
  68 connects
  47 closes
  112788 keepalives received
  539244 keepalives sent
```

```
lcc1-re0:
```

```
-----
rdp:
  804747 input packets
  0 discards for bad checksum
  335 discards bad sequence number
  624 refused connections
  24275 acks received
  0 dropped due to full socket buffers
  9878 retransmits
  806163 output packets
  233079 acks sent
  67 connects
  47 closes
  112816 keepalives received
  538845 keepalives sent
```

```
lcc2-re0:
```

```
-----
rdp:
  945112 input packets
  0 discards for bad checksum
  172 discards bad sequence number
  396 refused connections
  34676 acks received
  0 dropped due to full socket buffers
  15176 retransmits
  948073 output packets
  249913 acks sent
```

```
68 connects
45 closes
112748 keepalives received
648232 keepalives sent
```

```
lcc3-re0:
```

```
-----
rdp:
```

```
1247011 input packets
0 discards for bad checksum
177 discards bad sequence number
575 refused connections
51787 acks received
0 dropped due to full socket buffers
23717 retransmits
1252925 output packets
314103 acks sent
75 connects
46 closes
113132 keepalives received
863225 keepalives sent
```

show system statistics tcp

Syntax	show system statistics tcp
Syntax (EX Series Switches)	show system statistics tcp <all-members> <local> <member <i>member-id</i> >
Syntax (TX Matrix Router)	show system statistics tcp <all-chassis all-lcc lcc <i>number</i> scc>
Syntax (TX Matrix Plus Router)	show system statistics tcp <all-chassis all-lcc lcc <i>number</i> sfc <i>number</i> >
Release Information	Command introduced before Junos OS Release 7.4. Command introduced in Junos OS Release 9.0 for EX Series switches. sfc option introduced for the TX Matrix Plus router in Junos OS Release 9.6.
Description	Display system-wide Transmission Control Protocol (TCP) statistics.
Options	<p>none—Display system statistics for TCP.</p> <p>all-chassis—(TX Matrix and TX Matrix Plus routers only) (Optional) Display system statistics for TCP for all the routers in the chassis.</p> <p>all-lcc—(TX Matrix and TX Matrix Plus routers only) (Optional) On a TX Matrix router, display system statistics for TCP for all T640 routers (or line-card chassis) connected to the TX Matrix router. On a TX Matrix Plus router, display system statistics for TCP for all T1600 routers (or line-card chassis) connected to the TX Matrix Plus router.</p> <p>all-members—(EX4200 switches only) (Optional) Display TCP statistics for all members of the Virtual Chassis configuration.</p> <p>lcc <i>number</i>—(TX Matrix and TX Matrix Plus routers only) (Optional) On a TX Matrix router, display system statistics for TCP for a specific T640 router that is connected to the TX Matrix router. On a TX Matrix Plus router, display system statistics for TCP for a specific T1600 router that is connected to the TX Matrix Plus router. Replace <i>number</i> with a value from 0 through 3.</p> <p>local—(EX4200 switches only) (Optional) Display TCP statistics for the local Virtual Chassis member.</p> <p>member <i>member-id</i>—(EX4200 switches only) (Optional) Display TCP statistics for the specified member of the Virtual Chassis configuration. Replace <i>member-id</i> with a value from 0 through 9.</p> <p>scc—(TX Matrix routers only) (Optional) Display system statistics for TCP for the TX Matrix router (or switch-card chassis).</p>

sfc number—(TX Matrix Plus routers only) (Optional) Display system statistics for TCP for the TX Matrix Plus router (or switch-fabric chassis). Replace **number** with **0**.

Additional Information By default, when you issue the **show system statistics tcp** command on a TX Matrix or TX Matrix Plus master Routing Engine, the command is broadcast to all the T640 (in a routing matrix based on a TX Matrix router) or T1600 (in a routing matrix based on a TX Matrix Plus router) master Routing Engines connected to it. Likewise, if you issue the same command on the TX Matrix or TX Matrix Plus backup Routing Engine, the command is broadcast to all the T640 (in a routing matrix based on a TX Matrix router) or T1600 (in a routing matrix based on a TX Matrix Plus router) backup Routing Engines that are connected to it.

Required Privilege Level view

List of Sample Output [show system statistics tcp on page 1259](#)
[show system statistics tcp \(EX Series Switches\) on page 1260](#)
[show system statistics tcp lcc \(TX Matrix Router\) on page 1261](#)
[show system statistics tcp \(TX Matrix Plus Router\) on page 1262](#)

Sample Output

```
show system statistics tcp user@host> show system statistics tcp
tcp:
    3844 packets sent
        3618 data packets (1055596 bytes)
        0 data packets (0 bytes) retransmitted
        0 resends initiated by MTU discovery
        205 ack-only packets (148 packets delayed)
        0 URG only packets
        0 window probe packets
        0 window update packets
        1079 control packets
    5815 packets received
        3377 acks (for 1055657 bytes)
        24 duplicate acks
        0 acks for unsent data
        2655 packets (15004 bytes) received in-sequence
        1 completely duplicate packet (0 bytes)
        0 old duplicate packets
        0 packets with some dup. data (0 bytes duped)
        0 out-of-order packets (0 bytes)
        0 packets (0 bytes) of data after window
        0 window probes
        7 window update packets
        0 packets received after close
        0 discarded for bad checksums
        0 discarded for bad header offset fields
        0 discarded because packet too short
    1 connection request
    32 connection accepts
    0 bad connection attempts
    0 listen queue overflows
    33 connections established (including accepts)
    30 connections closed (including 0 drops)
        27 connections updated cached RTT on close
        27 connections updated cached RTT variance on close
```

```

    0 connections updated cached ssthresh on close
0 embryonic connections dropped
3374 segments updated rtt (of 3220 attempts)
0 retransmit timeouts
    0 connections dropped by rexmit timeout
0 persist timeouts
    0 connections dropped by persist timeout
344 keepalive timeouts
    0 keepalive probes sent
    0 connections dropped by keepalive
1096 correct ACK header predictions
1314 correct data packet header predictions
32 syncache entries added
    0 retransmitted
    0 dupsyn
    0 dropped
    32 completed
    0 bucket overflow
    0 cache overflow
    0 reset
    0 stale
    0 aborted
    0 badack
    0 unreach
    0 zone failures
0 cookies sent
0 cookies received
0 ACKs sent in response to in-window but not exact RSTs
0 ACKs sent in response to in-window SYNs on established connections
0 rcv packets dropped by TCP due to bad address
0 out-of-sequence segment drops due to insufficient memory
1058 RST packets
0 ICMP packets ignored by TCP
0 send packets dropped by TCP due to auth errors
0 rcv packets dropped by TCP due to auth errors

```

**show system statistics
tcp (EX Series
Switches)**

user@host> show system statistics tcp

Tcp:

```

572724 packets sent
    21936 data packets (1887657 bytes)
    2 data packets retransmitted (20 bytes)
    0 resends initiated by MTU discovery
    3724 ack only packets (537 packets delayed)
    0 URG only packets
    1 window probe packets
    1 window update packets
    1094083 control packets
1134258 packets received
    21371 acks(for 1886660 bytes)
    5870 duplicate acks
    0 acks for unsent data
    19908 packets received in-sequence(267794 bytes)
    3022 completely duplicate packets(0 bytes)
    0 old duplicate packets
    4 packets with some duplicate data(4 bytes duped)
    2 out-of-order packets(2 bytes)
    0 packets of data after window(0 bytes)
    0 window probes
    40 window update packets
    0 packets received after close
    0 discarded for bad checksums

```

```

        0 discarded for bad header offset fields
        0 discarded because packet too short
547027 connection requests
80 connection accepts
0 bad connection attempts
0 listen queue overflows
103 connections established (including accepts)
547106 connections closed (including 6 drops)
    47 connections updated cached RTT on close
    47 connections updated cached RTT variance on close
    0 connections updated cached ssthresh on close
547004 embryonic connections dropped
20862 segments updated rtt(of 567830 attempts)
2 retransmit timeouts
    0 connections dropped by retransmit timeout
0 persist timeouts
    0 connections dropped by persist timeout
3032 keepalive timeouts
    3031 keepalive probes sent
    1 connections dropped by keepalive
7823 correct ACK header predictions
12533 correct data packet header predictions
80 syncache entries added
    0 retransmitted
    0 dupsyn
    4 dropped
    80 completed
    0 bucket overflow
    0 cache overflow
    0 reset
    0 stale
    0 aborted
    0 badack
    0 unreach
    0 zone failures
0 cookies sent
0 cookies received
1 SACK recovery episodes
1 segment retransmits in SACK recovery episodes
1 byte retransmits in SACK recovery episodes
71 SACK options (SACK blocks) received
1 SACK options (SACK blocks) sent
0 SACK scoreboard overflow
0 ACKs sent in response to in-window but not exact RSTs
0 ACKs sent in response to in-window SYNs on established connections
0 rcv packets dropped by TCP due to bad address
0 out-of-sequence segment drops due to insufficient memory
547024 RST packets
0 ICMP packets ignored by TCP
0 send packets dropped by TCP due to auth errors
0 rcv packets dropped by TCP due to auth errors
0 outgoing segments dropped due to policing

```

```
show system statistics user@host> show system statistics tcp lcc 2
```

```
tcp lcc (TX Matrix lcc2-re0:
```

```
Router)
```

```
tcp:
```

```

21271 packets sent
    11069 data packets (12044 bytes)
    0 data packets (0 bytes) retransmitted
    0 resends initiated by MTU discovery

```

```

10198 ack-only packets (10194 packets delayed)
0 URG only packets
0 window probe packets
0 window update packets
4 control packets
13363 packets received
11073 acks (for 12044 bytes)
0 duplicate acks
0 acks for unsent data
12895 packets (2400874 bytes) received in-sequence
0 completely duplicate packets (0 bytes)
0 old duplicate packets
0 packets with some dup. data (0 bytes duped)
0 out-of-order packets (0 bytes)
0 packets (0 bytes) of data after window
0 window probes
0 window update packets
0 packets received after close
0 discarded for bad checksums
0 discarded for bad header offset fields
0 discarded because packet too short
4 connection requests
0 connection accepts
0 bad connection attempts
0 listen queue overflows
4 connections established (including accepts)
33 connections closed (including 0 drops)
0 connections updated cached RTT on close
0 connections updated cached RTT variance on close
0 connections updated cached ssthresh on close
0 embryonic connections dropped
11073 segments updated rtt (of 11073 attempts)
0 retransmit timeouts
0 connections dropped by rexmit timeout
0 persist timeouts
0 connections dropped by persist timeout
0 keepalive timeouts
0 keepalive probes sent
0 connections dropped by keepalive
464 correct ACK header predictions
2172 correct data packet header predictions
0 ACKs sent in response to in-window but not exact RSTs
0 ACKs sent in response to in-window SYNs on established connections
0 out-of-sequence segment drops due to insufficient memory
0 RST packets
0 ICMP packets ignored by TCP

```

show system statistics user@host> **show system statistics tcp**

tcp (TX Matrix Plus sfc0-re0:

Router)

Tcp:

```

10420 packets sent
10203 data packets (2374613 bytes)
0 data packets retransmitted (0 bytes)
0 resends initiated by MTU discovery
202 ack only packets (120 packets delayed)
0 URG only packets
0 window probe packets
0 window update packets
30 control packets
16635 packets received

```

```

    9468 acks(for 2374674 bytes)
    32 duplicate acks
    0 acks for unsent data
    7764 packets received in-sequence(38286 bytes)
    20 completely duplicate packets(0 bytes)
    0 old duplicate packets
    0 packets with some duplicate data(0 bytes duped)
    0 out-of-order packets(0 bytes)
    0 packets of data after window(0 bytes)
    0 window probes
    356 window update packets
    0 packets received after close
    0 discarded for bad checksums
    0 discarded for bad header offset fields
    0 discarded because packet too short
10 connection requests
33 connection accepts
0 bad connection attempts
0 listen queue overflows
34 connections established (including accepts)
50 connections closed (including 0 drops)
    24 connections updated cached RTT on close
    24 connections updated cached RTT variance on close
    0 connections updated cached ssthresh on close
9 embryonic connections dropped
9468 segments updated rtt(of 9256 attempts)
0 retransmit timeouts
    0 connections dropped by retransmit timeout
0 persist timeouts
    0 connections dropped by persist timeout
14 keepalive timeouts
    14 keepalive probes sent
    0 connections dropped by keepalive
6220 correct ACK header predictions
6625 correct data packet header predictions
33 syncache entries added
    0 retransmitted
    0 dupsyn
    0 dropped
    33 completed
    0 bucket overflow
    0 cache overflow
    0 reset
    0 stale
    0 aborted
    0 badack
    0 unreach
    0 zone failures
0 cookies sent
0 cookies received
0 SACK recovery episodes
0 segment retransmits in SACK recovery episodes
0 byte retransmits in SACK recovery episodes
0 SACK options (SACK blocks) received
0 SACK options (SACK blocks) sent
0 SACK scoreboard overflow
0 ACKs sent in response to in-window but not exact RSTs
0 ACKs sent in response to in-window SYNs on established connections
0 rcv packets dropped by TCP due to bad address
0 out-of-sequence segment drops due to insufficient memory
15 RST packets

```

```
0 ICMP packets ignored by TCP
0 send packets dropped by TCP due to auth errors
0 rcv packets dropped by TCP due to auth errors
0 outgoing segments dropped due to policing
```

lcc0-re0:

Tcp:

```
1306 packets sent
    1251 data packets (161855 bytes)
    0 data packets retransmitted (0 bytes)
    0 resends initiated by MTU discovery
    51 ack only packets (1 packets delayed)
    0 URG only packets
    0 window probe packets
    0 window update packets
    6 control packets
1397 packets received
    1218 acks(for 161904 bytes)
    2 duplicate acks
    0 acks for unsent data
    612 packets received in-sequence(12495 bytes)
    0 completely duplicate packets(0 bytes)
    0 old duplicate packets
    0 packets with some duplicate data(0 bytes duped)
    0 out-of-order packets(0 bytes)
    0 packets of data after window(0 bytes)
    0 window probes
    22 window update packets
    0 packets received after close
    0 discarded for bad checksums
    0 discarded for bad header offset fields
    0 discarded because packet too short
1 connection requests
24 connection accepts
0 bad connection attempts
0 listen queue overflows
25 connections established (including accepts)
27 connections closed (including 0 drops)
    24 connections updated cached RTT on close
    24 connections updated cached RTT variance on close
    0 connections updated cached ssthresh on close
0 embryonic connections dropped
1218 segments updated rtt(of 1192 attempts)
0 retransmit timeouts
    0 connections dropped by retransmit timeout
0 persist timeouts
    0 connections dropped by persist timeout
0 keepalive timeouts
    0 keepalive probes sent
    0 connections dropped by keepalive
196 correct ACK header predictions
119 correct data packet header predictions
24 syncache entries added
    0 retransmitted
    0 dupsyn
    0 dropped
    24 completed
    0 bucket overflow
    0 cache overflow
    0 reset
```

```

    0 stale
    0 aborted
    0 badack
    0 unreach
    0 zone failures
0 cookies sent
0 cookies received
0 SACK recovery episodes
0 segment retransmits in SACK recovery episodes
0 byte retransmits in SACK recovery episodes
0 SACK options (SACK blocks) received
0 SACK options (SACK blocks) sent
0 SACK scoreboard overflow
0 ACKs sent in response to in-window but not exact RSTs
0 ACKs sent in response to in-window SYNs on established connections
0 rcv packets dropped by TCP due to bad address
0 out-of-sequence segment drops due to insufficient memory
2 RST packets
0 ICMP packets ignored by TCP
0 send packets dropped by TCP due to auth errors
0 rcv packets dropped by TCP due to auth errors
0 outgoing segments dropped due to policing

```

lcc1-re0:

 Tcp:

```

    1118 packets sent
        1066 data packets (131896 bytes)
        0 data packets retransmitted (0 bytes)
        0 resends initiated by MTU discovery
        48 ack only packets (2 packets delayed)
        0 URG only packets
        0 window probe packets
        0 window update packets
        6 control packets
    1215 packets received

```

show system statistics tnp

Syntax	show system statistics tnp
Syntax (EX Series Switches)	show system statistics tnp <all-members> <local> <member <i>member-id</i> >
Syntax (TX Matrix Router)	show system statistics tnp <all-chassis all-lcc lcc <i>number</i> scc>
Syntax (TX Matrix Plus Router)	show system statistics tcp <all-chassis all-lcc lcc <i>number</i> sfc <i>number</i> >
Release Information	Command introduced before Junos OS Release 7.4. Command introduced in Junos OS Release 9.0 for EX Series switches. sfc option introduced for the TX Matrix Plus router in Junos OS Release 9.6.
Description	Display system-wide Trivial Network Protocol (TNP) statistics.
Options	<p>none—Display system statistics for TNP.</p> <p>all-chassis—(TX Matrix and TX Matrix Plus routers only) (Optional) Display system statistics for TNP for all the routers in the chassis.</p> <p>all-lcc—(TX Matrix and TX Matrix Plus routers only) (Optional) On a TX Matrix router, display system statistics for TNP for all T640 routers (or line-card chassis) connected to the TX Matrix router. On a TX Matrix Plus router, display system statistics for TNP for all T1600 routers (or line-card chassis) connected to the TX Matrix Plus router.</p> <p>all-members—(EX4200 switches only) (Optional) Display TNP statistics for all members of the Virtual Chassis configuration.</p> <p>lcc <i>number</i>—(TX Matrix and TX Matrix Plus routers only) (Optional) On a TX Matrix router, display system statistics for TNP for a specific T640 router that is connected to the TX Matrix router. On a TX Matrix Plus router, display system statistics for TNP for a specific T1600 router that is connected to the TX Matrix Plus router. Replace <i>number</i> with a value from 0 through 3.</p> <p>local—(EX4200 switches only) (Optional) Display TNP statistics for the local Virtual Chassis member.</p> <p>member <i>member-id</i>—(EX4200 switches only) (Optional) Display TNP statistics for the specified member of the Virtual Chassis configuration. Replace <i>member-id</i> with a value from 0 through 9.</p> <p>scc—(TX Matrix routers only) (Optional) Display system statistics for TNP for the TX Matrix router (or switch-card chassis).</p>

sfc number—(TX Matrix Plus routers only) (Optional) Display system statistics for TNP for the TX Matrix Plus router (or switch-fabric chassis). Replace **number** with **0**.

Additional Information By default, when you issue the **show system statistics tnp** command on a TX Matrix or TX Matrix Plus master Routing Engine, the command is broadcast to all the T640 (in a routing matrix based on a TX Matrix router) or T1600 (in a routing matrix based on a TX Matrix Plus router) master Routing Engines connected to it. Likewise, if you issue the same command on the TX Matrix or TX Matrix Plus backup Routing Engine, the command is broadcast to all the T640 (in a routing matrix based on a TX Matrix router) or T1600 (in a routing matrix based on a TX Matrix Plus router) backup Routing Engines that are connected to it.

Required Privilege Level view

List of Sample Output [show system statistics tnp on page 1267](#)
[show system statistics tnp \(EX Series Switches\) on page 1267](#)
[show system statistics tnp \(TX Matrix Plus Router\) on page 1268](#)

Sample Output

```
show system statistics tnp  user@host> show system statistics tnp
tnp:
    146742559 unicast packets received
    0 broadcast packets received
    0 fragmented packets received
    0 hello packets dropped
    0 fragments dropped
    0 fragment reassembly queue flushes
    0 hello packets received
    0 control packets received
    49670972 rdp packets received
    337101 udp packets received
    96734486 tunnel packets received
    0 input packets discarded with no protocol
    98375316 unicast packets sent
    0 broadcast packets sent
    0 fragmented packets sent
    0 hello packets dropped
    0 fragments dropped
    0 hello packets sent
    0 control packets sent
    49670972 rdp packets sent
    337101 udp packets sent
    48367243 tunnel packets sent
    0 packets sent with unknown protocol

show system statistics tnp (EX Series Switches)  user@host> show system statistics tnp
tnp:
    0 Unicast packets received
    0 Broadcast packets received
    0 Fragmented packets received
    0 Hello packets dropped
    0 Fragments dropped
    0 Fragment reassembly queue flushes
    0 Packets with tnp src address collision received
    0 Hello packets received
```

```
0 Control packets received
0 Rdp packets received
0 Udp packets received
0 Tunnel packets received
0 Input packets discarded with no protocol
0 Packets of version unspecified received
0 Packets of version 1 received
0 Packets of version 2 received
0 Packets of version 3 received
0 Unicast packets sent
0 Broadcast packets sent
0 Fragmented packets sent
0 Hello packets dropped
0 Fragments dropped
0 Hello packets sent
0 Control packets sent
0 Rdp packets sent
0 Udp packets sent
0 Tunnel packets sent
0 Packets sent with unknown protocol
0 Packets of version unspecified sent
0 Packets of version 1 sent
0 Packets of version 2 sent
0 Packets of version 3 sent
```

show system statistics
tnp (TX Matrix Plus
Router)

user@host> **show system statistics tnp**
sfc0-re0:

tnp:

```
4543208 unicast packets received
3306239 broadcast packets received
2398 fragmented packets received
0 hello packets dropped
0 fragments dropped
53 fragment reassembly queue flushes
0 packets with tnp src address collision received
3306148 hello packets received
0 control packets received
4439623 rdp packets received
103676 udp packets received
0 tunnel packets received
0 input packets discarded with no protocol
0 packets of version unspecified received
0 packets of version 1 received
8265 packets of version 2 received
7841182 packets of version 3 received
```

```
4528238 unicast packets sent
115264 broadcast packets sent
64 fragmented packets sent
0 hello packets dropped
0 fragments dropped
115264 hello packets sent
0 control packets sent
4433293 rdp packets sent
94945 udp packets sent
0 tunnel packets sent
0 packets sent with unknown protocol
0 packets of version unspecified sent
0 packets of version 1 sent
6444 packets of version 2 sent
```

4637058 packets of version 3 sent

lcc0-re0:

tnp:

977938 unicast packets received
894314 broadcast packets received
322 fragmented packets received
0 hello packets dropped
0 fragments dropped
12 fragment reassembly queue flushes
0 packets with tnp src address collision received
894294 hello packets received
0 control packets received
829776 rdp packets received
148182 udp packets received
0 tunnel packets received
0 input packets discarded with no protocol
0 packets of version unspecified received
0 packets of version 1 received
90262 packets of version 2 received
1781990 packets of version 3 received

981945 unicast packets sent
113988 broadcast packets sent
206 fragmented packets sent
0 hello packets dropped
0 fragments dropped
113988 hello packets sent
0 control packets sent
832646 rdp packets sent
149299 udp packets sent
0 tunnel packets sent
0 packets sent with unknown protocol
0 packets of version unspecified sent
0 packets of version 1 sent
89672 packets of version 2 sent
1006261 packets of version 3 sent

lcc1-re0:

tnp:

967870 unicast packets received
897834 broadcast packets received
38 fragmented packets received
0 hello packets dropped
0 fragments dropped
10 fragment reassembly queue flushes
0 packets with tnp src address collision received
897813 hello packets received
0 control packets received
822840 rdp packets received
145051 udp packets received
0 tunnel packets received
0 input packets discarded with no protocol
0 packets of version unspecified received
0 packets of version 1 received
87117 packets of version 2 received
1778587 packets of version 3 received

970975 unicast packets sent

```
114031 broadcast packets sent
25 fragmented packets sent
0 hello packets dropped
0 fragments dropped
114031 hello packets sent
0 control packets sent
824773 rdp packets sent
146202 udp packets sent
0 tunnel packets sent
0 packets sent with unknown protocol
0 packets of version unspecified sent
0 packets of version 1 sent
86595 packets of version 2 sent
998411 packets of version 3 sent
```

lcc2-re0:

tnp:

```
1131139 unicast packets received
1007204 broadcast packets received
620 fragmented packets received
0 hello packets dropped
0 fragments dropped
12 fragment reassembly queue flushes
0 packets with tnp src address collision received
1007185 hello packets received
0 control packets received
966727 rdp packets received
164431 udp packets received
0 tunnel packets received
0 input packets discarded with no protocol
0 packets of version unspecified received
0 packets of version 1 received
106518 packets of version 2 received
2031825 packets of version 3 received
```

```
1135108 unicast packets sent
114130 broadcast packets sent
397 fragmented packets sent
0 hello packets dropped
0 fragments dropped
114130 hello packets sent
0 control packets sent
969748 rdp packets sent
165360 udp packets sent
0 tunnel packets sent
0 packets sent with unknown protocol
0 packets of version unspecified sent
0 packets of version 1 sent
105801 packets of version 2 sent
1143437 packets of version 3 sent
```

lcc3-re0:

tnp:

```
1495619 unicast packets received
1211116 broadcast packets received
1186 fragmented packets received
0 hello packets dropped
0 fragments dropped
13 fragment reassembly queue flushes
```

```
0 packets with tnp src address collision received
1211088 hello packets received
0 control packets received
1275765 rdp packets received
219882 udp packets received
0 tunnel packets received
0 input packets discarded with no protocol
0 packets of version unspecified received
0 packets of version 1 received
161944 packets of version 2 received
2544791 packets of version 3 received

1502341 unicast packets sent
114160 broadcast packets sent
699 fragmented packets sent
0 hello packets dropped
0 fragments dropped
114160 hello packets sent
0 control packets sent
1281678 rdp packets sent
220663 udp packets sent
0 tunnel packets sent
0 packets sent with unknown protocol
0 packets of version unspecified sent
0 packets of version 1 sent
161167 packets of version 2 sent
1455334 packets of version 3 sent
```

show system statistics tudp

Syntax	show system statistics tudp
Syntax (EX Series Switches)	show system statistics tudp <all-members> <local> <member <i>member-id</i> >
Syntax (TX Matrix Router)	show system statistics tudp <all-chassis all-lcc lcc <i>number</i> scc>
Syntax (TX Matrix Plus Router)	show system statistics tudp <all-chassis all-lcc lcc <i>number</i> sfc <i>number</i> >
Release Information	Command introduced before Junos OS Release 7.4. Command introduced in Junos OS Release 9.0 for EX Series switches. sfc option introduced for the TX Matrix Plus router in Junos OS Release 9.6.
Description	Display system-wide Trivial User Datagram Protocol (TUDP) statistics.
Options	<p>none—Display system statistics for TUDP.</p> <p>all-chassis—(TX Matrix and TX Matrix Plus routers only) (Optional) Display system statistics for TUDP for all the routers in the chassis.</p> <p>all-lcc—(TX Matrix and TX Matrix Plus routers only) (Optional) On a TX Matrix router, display system statistics for TUDP for all T640 routers (or line-card chassis) connected to the TX Matrix router. On a TX Matrix Plus router, display system statistics for TUDP for all T1600 routers (or line-card chassis) connected to the TX Matrix Plus router.</p> <p>all-members—(EX4200 switches only) (Optional) Display TUDP statistics for all members of the Virtual Chassis configuration.</p> <p>lcc <i>number</i>—(TX Matrix and TX Matrix Plus routers only) (Optional) On a TX Matrix router, display system statistics for TUDP for a specific T640 router that is connected to the TX Matrix router. On a TX Matrix Plus router, display system statistics for TUDP for a specific T1600 router that is connected to the TX Matrix Plus router. Replace <i>number</i> with a value from 0 through 3.</p> <p>local—(EX4200 switches only) (Optional) Display TUDP statistics for the local Virtual Chassis member.</p> <p>member <i>member-id</i>—(EX4200 switches only) (Optional) Display TUDP statistics for the specified member of the Virtual Chassis configuration. Replace <i>member-id</i> with a value from 0 through 9.</p> <p>scc—(TX Matrix routers only) (Optional) Display system statistics for TUDP for the TX Matrix router (or switch-card chassis).</p>

sfc number—(TX Matrix Plus routers only) (Optional) Display system statistics for TUDP for the TX Matrix Plus router (or switch-fabric chassis). Replace **number** with 0.

Additional Information By default, when you issue the **show system statistics tudp** command on a TX Matrix or TX Matrix Plus master Routing Engine, the command is broadcast to all the T640 (in a routing matrix based on a TX Matrix router) or T1600 (in a routing matrix based on a TX Matrix Plus router) master Routing Engines connected to it. Likewise, if you issue the same command on the TX Matrix or TX Matrix Plus backup Routing Engine, the command is broadcast to all the T640 (in a routing matrix based on a TX Matrix router) or T1600 (in a routing matrix based on a TX Matrix Plus router) backup Routing Engines that are connected to it.

Required Privilege Level view

List of Sample Output [show system statistics tudp on page 1273](#)
[show system statistics tudp \(TX Matrix Plus Router\) on page 1273](#)

Sample Output

```
show system statistics tudp user@host> show system statistics tudp
tudp:
    337109 datagrams received
    0 with incomplete header
    0 with bad data length field
    0 with bad checksum
    0 dropped due to no socket
    0 broadcast/multicast datagrams dropped due to no socket
    0 dropped due to full socket buffers
    337109 delivered
    337109 datagrams output
```

```
show system statistics tudp (TX Matrix Plus Router) user@host> show system statistics tudp
sfc0-re0:
-----
tudp:
    104389 datagrams received
    0 with incomplete header
    0 with bad data length field
    0 with bad checksum
    0 dropped due to no socket
    0 broadcast/multicast datagrams dropped due to no socket
    0 dropped due to full socket buffers
    104389 delivered
    95619 datagrams output
```

```
lcc0-re0:
-----
tudp:
    148623 datagrams received
    0 with incomplete header
    0 with bad data length field
    0 with bad checksum
    2 dropped due to no socket
    1 broadcast/multicast datagram dropped due to no socket
    0 dropped due to full socket buffers
    148620 delivered
```

150327 datagrams output

lcc1-re0:

tudp:

145493 datagrams received
0 with incomplete header
0 with bad data length field
0 with bad checksum
0 dropped due to no socket
1 broadcast/multicast datagram dropped due to no socket
0 dropped due to full socket buffers
145492 delivered
147244 datagrams output

lcc2-re0:

tudp:

164873 datagrams received
0 with incomplete header
0 with bad data length field
0 with bad checksum
2 dropped due to no socket
0 broadcast/multicast datagrams dropped due to no socket
0 dropped due to full socket buffers
164871 delivered
166339 datagrams output

lcc3-re0:

tudp:

220320 datagrams received
0 with incomplete header
0 with bad data length field
0 with bad checksum
6 dropped due to no socket
0 broadcast/multicast datagrams dropped due to no socket
0 dropped due to full socket buffers
220314 delivered
221735 datagrams output

show system statistics udp

Syntax	show system statistics udp
Syntax (EX Series Switches)	show system statistics udp <all-members> <local> <member <i>member-id</i> >
Syntax (TX Matrix Router)	show system statistics udp <all-chassis all-lcc lcc <i>number</i> scc>
Syntax (TX Matrix Plus Router)	show system statistics udp <all-chassis all-lcc lcc <i>number</i> sfc <i>number</i> >
Release Information	Command introduced before Junos OS Release 7.4. Command introduced in Junos OS Release 9.0 for EX Series switches. sfc option introduced for the TX Matrix Plus router in Junos OS Release 9.6.
Description	Display system-wide User Datagram Protocol (UDP) statistics.
Options	<p>none—Display system statistics for UDP.</p> <p>all-chassis—(TX Matrix and TX Matrix Plus routers only) (Optional) Display system statistics for UDP for all the routers in the chassis.</p> <p>all-lcc—(TX Matrix and TX Matrix Plus routers only) (Optional) On a TX Matrix router, display system statistics for UDP for all T640 routers (or line-card chassis) connected to the TX Matrix router. On a TX Matrix Plus router, display system statistics for UDP for all T1600 routers (or line-card chassis) connected to the TX Matrix Plus router.</p> <p>all-members—(EX4200 switches only) (Optional) Display UDP statistics for all members of the Virtual Chassis configuration.</p> <p>lcc <i>number</i>—(TX Matrix and TX Matrix Plus routers only) (Optional) On a TX Matrix router, display system statistics for UDP for a specific T640 router that is connected to the TX Matrix router. On a TX Matrix Plus router, display system statistics for UDP for a specific T1600 router that is connected to the TX Matrix Plus router. Replace <i>number</i> with a value from 0 through 3.</p> <p>local—(EX4200 switches only) (Optional) Display UDP statistics for the local Virtual Chassis member.</p> <p>member <i>member-id</i>—(EX4200 switches only) (Optional) Display TUDP statistics for the specified member of the Virtual Chassis configuration. Replace <i>member-id</i> with a value from 0 through 9.</p> <p>scc—(TX Matrix routers only) (Optional) Display system statistics for UDP for the TX Matrix router (or switch-card chassis).</p>

sfc number—(TX Matrix Plus routers only) (Optional) Display system statistics for UDP for the TX Matrix Plus router (or switch-fabric chassis). Replace **number** with 0.

Additional Information By default, when you issue the **show system statistics udp** command on a TX Matrix or TX Matrix Plus master Routing Engine, the command is broadcast to all the T640 (in a routing matrix based on a TX Matrix router) or T1600 (in a routing matrix based on a TX Matrix Plus router) master Routing Engines connected to it. Likewise, if you issue the same command on the TX Matrix or TX Matrix Plus backup Routing Engine, the command is broadcast to all the T640 (in a routing matrix based on a TX Matrix router) or T1600 (in a routing matrix based on a TX Matrix Plus router) backup Routing Engines that are connected to it.

Required Privilege Level view

List of Sample Output [show system statistics udp on page 1276](#)
[show system statistics udp \(TX Matrix Plus Router\) on page 1276](#)

Sample Output

```
show system statistics udp  user@host> show system statistics udp
                             udp:
                               3658427 datagrams received
                               0 with incomplete header
                               0 with bad data length field
                               0 with bad checksum
                               3656885 dropped due to no socket
                               3656885 broadcast/multicast datagrams dropped due to no socket
                               0 dropped due to full socket buffers
                               0 not for hashed pcb
                               4291311953 delivered
                               1551 datagrams output

show system statistics      user@host> show system statistics udp
udp (TX Matrix Plus        sfc0-re0:
Router)                    -----
                             udp:
                               170 datagrams received
                               0 with incomplete header
                               0 with bad data length field
                               0 with bad checksum
                               0 dropped due to no socket
                               0 broadcast/multicast datagrams dropped due to no socket
                               0 dropped due to full socket buffers
                               0 not for hashed pcb
                               170 delivered
                               12079 datagrams output

                             1cc0-re0:
                             -----
                             udp:
                               55 datagrams received
                               0 with incomplete header
                               0 with bad data length field
                               0 with bad checksum
                               1 dropped due to no socket
                               0 broadcast/multicast datagrams dropped due to no socket
```

```
0 dropped due to full socket buffers
0 not for hashed pcb
54 delivered
3891 datagrams output
```

lcc1-re0:

udp:

```
50 datagrams received
0 with incomplete header
0 with bad data length field
0 with bad checksum
0 dropped due to no socket
0 broadcast/multicast datagrams dropped due to no socket
0 dropped due to full socket buffers
0 not for hashed pcb
50 delivered
3620 datagrams output
```

lcc2-re0:

udp:

```
48 datagrams received
0 with incomplete header
0 with bad data length field
0 with bad checksum
0 dropped due to no socket
0 broadcast/multicast datagrams dropped due to no socket
0 dropped due to full socket buffers
0 not for hashed pcb
48 delivered
3734 datagrams output
```

lcc3-re0:

udp:

```
48 datagrams received
0 with incomplete header
0 with bad data length field
0 with bad checksum
0 dropped due to no socket
0 broadcast/multicast datagrams dropped due to no socket
0 dropped due to full socket buffers
0 not for hashed pcb
48 delivered
3640 datagrams output
```

show system statistics vpls

Syntax	show system statistics vpls
Syntax (TX Matrix Router)	show system statistics vpls <all-chassis all-lcc lcc <i>number</i> scc>
Syntax (TX Matrix Plus Router)	show system statistics vpls <all-chassis all-lcc lcc <i>number</i> sfc <i>number</i> >
Release Information	Command introduced before Junos OS Release 7.4. Command introduced in Junos OS Release 9.0 for EX Series switches. sfc option introduced for the TX Matrix Plus router in Junos OS Release 9.6.
Description	Display system-wide Virtual Private LAN Service (VPLS) statistics.
Options	<p>none—Display system statistics for VPLS.</p> <p>all-chassis—(TX Matrix and TX Matrix Plus routers only) (Optional) Display system statistics for VPLS for all the routers in the chassis.</p> <p>all-lcc—(TX Matrix and TX Matrix Plus routers only) (Optional) On a TX Matrix router, display system statistics for VPLS for all T640 routers (or line-card chassis) connected to the TX Matrix router. On a TX Matrix Plus router, display system statistics for VPLS for all T1600 routers (or line-card chassis) connected to the TX Matrix Plus router.</p> <p>lcc <i>number</i>—(TX Matrix and TX Matrix Plus routers only) (Optional) On a TX Matrix router, display system statistics for VPLS for a specific T640 router that is connected to the TX Matrix router. On a TX Matrix Plus router, display system statistics for VPLS for a specific T1600 router that is connected to the TX Matrix Plus router. Replace <i>number</i> with a value from 0 through 3.</p> <p>scc—(TX Matrix routers only) (Optional) Display system statistics for VPLS for the TX Matrix router (or switch-card chassis).</p> <p>sfc <i>number</i>—(TX Matrix Plus routers only) (Optional) Display system statistics for VPLS for the TX Matrix Plus router (or switch-fabric chassis). Replace <i>number</i> with 0.</p>
Additional Information	By default, when you issue the show system statistics vpls command on a TX Matrix or TX Matrix Plus master Routing Engine, the command is broadcast to all the T640 (in a routing matrix based on a TX Matrix router) or T1600 (in a routing matrix based on a TX Matrix Plus router) master Routing Engines connected to it. Likewise, if you issue the same command on the TX Matrix or TX Matrix Plus backup Routing Engine, the command is broadcast to all the T640 (in a routing matrix based on a TX Matrix router) or T1600 (in a routing matrix based on a TX Matrix Plus router) backup Routing Engines that are connected to it.
Required Privilege Level	view

List of Sample Output [show system statistics vpls on page 1279](#)
[show system statistics vpls \(TX Matrix Plus Router\) on page 1279](#)

Sample Output

```
show system statistics vpls user@host> show system statistics vpls
vpls:
    0 total packets received
    0 with size smaller than minimum
    0 with incorrect version number
    0 packets for this host

    0 packets with no logical interface
    0 packets with no family
    0 packets with no route table
    0 packets with no auxiliary table
    0 packets with no corefacing entry
    0 packets with no CE-facing entry

    0 mac route learning requests
    0 mac routes learnt
    0 requests to learn an existing route
    0 learning requests while learning disabled on interface
    0 learning requests over capacity
    0 mac routes moved
    0 requests to move static route

    0 mac route aging requests
    0 mac routes aged
    0 bogus address in aging requests
    0 requests to age static route
    0 requests to re-ageout aged route
    0 requests involving multiple peer FEs
    0 aging acks from PFE
    0 aging non-acks from PFE
    0 aging requests timed out waiting on FEs
    0 aging requests over max-rate
    0 errors finding peer FEs
```

```
show system statistics vpls (TX Matrix Plus Router) user@host> show system statistics vpls
sfc0-re0:
-----
vpls:
    0 total packets received
    0 with size smaller than minimum
    0 with incorrect version number
    0 packets for this host

    0 packets with no logical interface
    0 packets with no family
    0 packets with no route table
    0 packets with no auxiliary table
    0 packets with no corefacing entry
    0 packets with no CE-facing entry

    0 mac route learning requests
    0 mac routes learnt
    0 requests to learn an existing route
    0 learning requests while learning disabled on interface
    0 learning requests over capacity
    0 mac routes moved
```

```

0 requests to move static route

0 mac route aging requests
0 mac routes aged
0 bogus address in aging requests
0 requests to age static route
0 requests to re-ageout aged route
0 requests involving multiple peer FEs
0 aging acks from PFE
0 aging non-acks from PFE
0 aging requests timed out waiting on FEs
0 aging requests over max-rate
0 errors finding peer FEs
0 unsupported platform
0 dropped due to no l3 route table
0 dropped due to no local ifl
0 packets punted
0 dropped due to no socket

```

```
lcc0-re0:
```

```
-----
vpls:
```

```

0 total packets received
0 with size smaller than minimum
0 with incorrect version number
0 packets for this host

0 packets with no logical interface
0 packets with no family
0 packets with no route table
0 packets with no auxiliary table
0 packets with no corefacing entry
0 packets with no CE-facing entry

0 mac route learning requests
0 mac routes learnt
0 requests to learn an existing route
0 learning requests while learning disabled on interface
0 learning requests over capacity
0 mac routes moved
0 requests to move static route

0 mac route aging requests
0 mac routes aged
0 bogus address in aging requests
0 requests to age static route
0 requests to re-ageout aged route
0 requests involving multiple peer FEs
0 aging acks from PFE
0 aging non-acks from PFE
0 aging requests timed out waiting on FEs
0 aging requests over max-rate
0 errors finding peer FEs
0 unsupported platform
0 dropped due to no l3 route table
0 dropped due to no local ifl
0 packets punted
0 dropped due to no socket

```

```
lcc1-re0:
```

vpls:

```

0 total packets received
0 with size smaller than minimum
0 with incorrect version number
0 packets for this host

0 packets with no logical interface
0 packets with no family
0 packets with no route table
0 packets with no auxiliary table
0 packets with no corefacing entry
0 packets with no CE-facing entry

0 mac route learning requests
0 mac routes learnt
0 requests to learn an existing route
0 learning requests while learning disabled on interface
0 learning requests over capacity
0 mac routes moved
0 requests to move static route

0 mac route aging requests
0 mac routes aged
0 bogus address in aging requests
0 requests to age static route
0 requests to re-ageout aged route
0 requests involving multiple peer FEs
0 aging acks from PFE
0 aging non-acks from PFE
0 aging requests timed out waiting on FEs
0 aging requests over max-rate
0 errors finding peer FEs
0 unsupported platform
0 dropped due to no l3 route table
0 dropped due to no local ifl
0 packets punted
0 dropped due to no socket

```

lcc2-re0:

vpls:

```

0 total packets received
0 with size smaller than minimum
0 with incorrect version number
0 packets for this host

0 packets with no logical interface
0 packets with no family
0 packets with no route table
0 packets with no auxiliary table
0 packets with no corefacing entry
0 packets with no CE-facing entry

0 mac route learning requests
0 mac routes learnt
0 requests to learn an existing route
0 learning requests while learning disabled on interface
0 learning requests over capacity
0 mac routes moved
0 requests to move static route

```

```
0 mac route aging requests
0 mac routes aged
0 bogus address in aging requests
0 requests to age static route
0 requests to re-ageout aged route
0 requests involving multiple peer FEs
0 aging acks from PFE
0 aging non-acks from PFE
0 aging requests timed out waiting on FEs
0 aging requests over max-rate
0 errors finding peer FEs
0 unsupported platform
0 dropped due to no l3 route table
0 dropped due to no local ifl
0 packets punted
0 dropped due to no socket
```

lcc3-re0:

vpls:

```
0 total packets received
0 with size smaller than minimum
0 with incorrect version number
0 packets for this host

0 packets with no logical interface
0 packets with no family
0 packets with no route table
0 packets with no auxiliary table
0 packets with no corefacing entry
0 packets with no CE-facing entry

0 mac route learning requests
0 mac routes learnt
0 requests to learn an existing route
0 learning requests while learning disabled on interface
0 learning requests over capacity
0 mac routes moved
0 requests to move static route

0 mac route aging requests
0 mac routes aged
0 bogus address in aging requests
0 requests to age static route
0 requests to re-ageout aged route
0 requests involving multiple peer FEs
0 aging acks from PFE
0 aging non-acks from PFE
0 aging requests timed out waiting on FEs
0 aging requests over max-rate
0 errors finding peer FEs
0 unsupported platform
0 dropped due to no l3 route table
0 dropped due to no local ifl
0 packets punted
0 dropped due to no socket
```


show system storage

Syntax	show system storage <detail>
Syntax (EX Series Switches)	show system storage <detail> <all-members> <local> <member <i>member-id</i> >
Syntax (TX Matrix Router)	show system storage <detail> <all-chassis all-lcc lcc <i>number</i> scc>
Syntax (TX Matrix Plus Router)	show system storage <detail> <all-chassis all-lcc lcc <i>number</i> sfc <i>number</i> >
Syntax (MX Series Router)	show system storage <detail> <all-members> <local> <member <i>member-id</i> >
Syntax (QFX Series)	show system storage <detail> <infrastructure <i>name</i> > <interconnect-device <i>name</i> > <node-group <i>name</i> >
Release Information	Command introduced before Junos OS Release 7.4. Command introduced in Junos OS Release 9.0 for EX Series switches. sfc option introduced for the TX Matrix Plus router in JUNOS Release 9.6. Command introduced in Junos OS Release 11.1 for the QFX Series.
Description	Display statistics about the amount of free disk space in the router's or switch's file systems.
Options	<p>none—Display standard information about the amount of free disk space in the router's or switch's file systems.</p> <p>detail—(Optional) Display detailed output.</p> <p>all-chassis—(TX Matrix and TX Matrix Plus routers only) (Optional) Display system storage statistics for all the routers in the chassis.</p> <p>all-lcc—(TX Matrix and TX Matrix Plus routers only) (Optional) On a TX Matrix router, display system storage statistics for all T640 routers (or line-card chassis) connected to the TX Matrix router. On a TX Matrix Plus router, display system storage statistics for all T1600 routers (or line-card chassis) connected to the TX Matrix Plus router.</p>

all-members—(EX4200 switches and MX Series routers only) (Optional) Display system storage statistics for all members of the Virtual Chassis configuration.

infrastructure *name*—(QFabric switches only) (Optional) Display system storage statistics for the fabric control Routing Engines or fabric manager Routing Engines.

interconnect-device *name*—(QFabric switches only) (Optional) Display system storage statistics for the Interconnect device.

lcc *number*—(TX Matrix and TX Matrix Plus routers only) (Optional) On a TX Matrix router, display system storage statistics for a specific T640 router that is connected to the TX Matrix router. On a TX Matrix Plus router, display system storage statistics for a specific T1600 router that is connected to the TX Matrix Plus router. Replace ***number*** with a value from 0 through 3.

local—(EX4200 switches and MX Series routers only) (Optional) Display system storage statistics for the local Virtual Chassis member.

member *member-id*—(EX4200 switches and MX Series routers only) (Optional) Display system storage statistics for the specified member of the Virtual Chassis configuration. For EX4200 switches, replace ***member-id*** with a value from 0 through 9. For an MX Series Virtual Chassis, replace ***member-id*** with a value of 0 or 1.

node-group *name*—(QFabric switches only) (Optional) Display system storage statistics for the Node group.

scc—(TX Matrix routers only) (Optional) Display system storage statistics for the TX Matrix router (or switch-card chassis).

sfc *number*—(TX Matrix Plus routers only) (Optional) Display system storage statistics for the TX Matrix Plus router (or switch-fabric chassis). Replace ***number*** with 0.

Additional Information By default, when you issue the **show system storage** command on a TX Matrix or TX Matrix Plus master Routing Engine, the command is broadcast to all the T640 (in a routing matrix based on a TX Matrix router) or T1600 (in a routing matrix based on a TX Matrix Plus router) master Routing Engines connected to it. Likewise, if you issue the same command on the TX Matrix or TX Matrix Plus backup Routing Engine, the command is broadcast to all the T640 (in a routing matrix based on a TX Matrix router) or T1600 (in a routing matrix based on a TX Matrix Plus router) backup Routing Engines that are connected to it.

Required Privilege Level view

List of Sample Output [show system storage on page 1285](#)
[show system storage \(TX Matrix Plus Router\) on page 1285](#)
[show system storage \(QFX3500 Switch\) on page 1287](#)

Output Fields [Table 169 on page 1285](#) describes the output fields for the **show system storage** command. Output fields are listed in the approximate order in which they appear.

Table 169: show system storage Output Fields

Field Name	Field Description
Filesystem	Name of the filesystem.
Size	Size of the filesystem.
Used	Amount of space used in the filesystem.
Avail	Amount of space available in the filesystem.
Capacity	Percentage of the filesystem space that is being used.
Mounted on	Directory in which the filesystem is mounted.

Sample Output

```

show system storage user@host> show system storage
Filesystem      Size      Used      Avail  Capacity  Mounted on
/dev/ad0s1a      77M       37M       34M     52%      /
devfs            16K       16K       0B     100%     /dev/
/dev/vn0         12M       12M       0B     100%     /packages/mnt/jbase
/dev/vn1         39M       39M       0B     100%
/packages/mnt/jkernel-7.2R1.7
/dev/vn2         12M       12M       0B     100%
/packages/mnt/jpfe-M40-7.2R1.7
/dev/vn3         2.3M      2.3M      0B     100%
/packages/mnt/jdocs-7.2R1.7
/dev/vn4         14M       14M       0B     100%
/packages/mnt/jroute-7.2R1.7
/dev/vn5         4.5M      4.5M      0B     100%
/packages/mnt/jcrypto-7.2R1.7
mfs:172         1.5G      4.0K      1.3G     0%      /tmp
/dev/ad0s1e      12M       20K       11M     0%      /config
procfs          4.0K      4.0K      0B     100%     /proc
/dev/ad1s1f      9.4G      4.9G      3.7G     57%     /var

```

```

show system storage user@host> show system storage
(TX Matrix Plus   sfc0-re0:
Router)
-----
Filesystem      Size      Used      Avail  Capacity  Mounted on
/dev/ad0s1a      3.4G      178M      2.9G     6%      /
devfs            1.0K      1.0K      0B     100%     /dev
devfs            1.0K      1.0K      0B     100%     /dev/
/dev/md0         33M       33M       0B     100%     /packages/mnt/jbase
/dev/md1         216M      216M      0B     100%
/packages/mnt/jkernel-9.6-20090519.0
/dev/md2         66M       66M       0B     100%
/packages/mnt/jpfe-T-9.6-20090519.0
/dev/md3         4.1M      4.1M      0B     100%
/packages/mnt/jdocs-9.6-20090519.0
/dev/md4         57M       57M       0B     100%
/packages/mnt/jroute-9.6-20090519.0
/dev/md5         15M       15M       0B     100%
/packages/mnt/jcrypto-9.6-20090519.0
/dev/md6         34M       34M       0B     100%

```

```

/packages/mnt/jpfe-common-9.6-20090519.0
/dev/md7          2.0G      10.0K      1.8G       0% /tmp
/dev/md8          2.0G       1.0M      1.8G       0% /mfs
/dev/ad0s1e       383M       82K      352M       0% /config
procfs           4.0K       4.0K       0B      100% /proc
/dev/ad1s1f       52G       7.5G      40G       16% /var

lcc0-re0:
-----
Filesystem      Size      Used      Avail  Capacity  Mounted on
/dev/ad0s1a     3.4G      178M      2.9G       6% /
devfs           1.0K       1.0K       0B      100% /dev
devfs           1.0K       1.0K       0B      100% /dev/
/dev/md0        33M       33M       0B      100% /packages/mnt/jbase
/dev/md1       216M      216M       0B      100%
/packages/mnt/jkernel-9.6-20090519.0
/dev/md2        66M       66M       0B      100%
/packages/mnt/jpfe-T-9.6-20090519.0
/dev/md3        4.1M      4.1M       0B      100%
/packages/mnt/jdocs-9.6-20090519.0
/dev/md4        57M       57M       0B      100%
/packages/mnt/jroute-9.6-20090519.0
/dev/md5        15M       15M       0B      100%
/packages/mnt/jcrypto-9.6-20090519.0
/dev/md6        34M       34M       0B      100%
/packages/mnt/jpfe-common-9.6-20090519.0
/dev/md7          2.0G      10.0K      1.8G       0% /tmp
/dev/md8          2.0G      540K      1.8G       0% /mfs
/dev/ad0s1e       383M       88K      352M       0% /config
procfs           4.0K       4.0K       0B      100% /proc
/dev/ad1s1f       52G       6.3G      41G       13% /var

lcc1-re0:
-----
Filesystem      Size      Used      Avail  Capacity  Mounted on
/dev/ad0s1a     3.4G      178M      2.9G       6% /
devfs           1.0K       1.0K       0B      100% /dev
devfs           1.0K       1.0K       0B      100% /dev/
/dev/md0        33M       33M       0B      100% /packages/mnt/jbase
/dev/md1       216M      216M       0B      100%
/packages/mnt/jkernel-9.6-20090519.0
/dev/md2        66M       66M       0B      100%
/packages/mnt/jpfe-T-9.6-20090519.0
/dev/md3        4.1M      4.1M       0B      100%
/packages/mnt/jdocs-9.6-20090519.0
/dev/md4        57M       57M       0B      100%
/packages/mnt/jroute-9.6-20090519.0
/dev/md5        15M       15M       0B      100%
/packages/mnt/jcrypto-9.6-20090519.0
/dev/md6        34M       34M       0B      100%
/packages/mnt/jpfe-common-9.6-20090519.0
/dev/md7          2.0G      10.0K      1.8G       0% /tmp
/dev/md8          2.0G      540K      1.8G       0% /mfs
/dev/ad0s1e       383M       88K      352M       0% /config
procfs           4.0K       4.0K       0B      100% /proc
/dev/ad1s1f       23G       13G       7.7G      64% /var

lcc2-re0:
-----
Filesystem      Size      Used      Avail  Capacity  Mounted on
/dev/ad0s1a     3.4G      178M      2.9G       6% /

```

```

devfs                1.0K      1.0K      0B      100% /dev
devfs                1.0K      1.0K      0B      100% /dev/
/dev/md0              33M      33M      0B      100% /packages/mnt/jbase
/dev/md1              216M     216M      0B      100%
/packages/mnt/jkernel-9.6-20090519.0
/dev/md2              66M      66M      0B      100%
/packages/mnt/jpfe-T-9.6-20090519.0
/dev/md3              4.1M     4.1M      0B      100%
/packages/mnt/jdocs-9.6-20090519.0
/dev/md4              57M      57M      0B      100%
/packages/mnt/jroute-9.6-20090519.0
/dev/md5              15M      15M      0B      100%
/packages/mnt/jcrypto-9.6-20090519.0
/dev/md6              34M      34M      0B      100%
/packages/mnt/jpfe-common-9.6-20090519.0
/dev/md7              2.0G     10.0K     1.8G      0% /tmp
/dev/md8              2.0G     540K     1.8G      0% /mfs
/dev/ad0s1e           383M      64K     352M      0% /config
procfs               4.0K      4.0K      0B      100% /proc
/dev/ad1s1f           23G      3.7G     17G      18% /var

```

```
lcc3-re0:
```

```

-----
Filesystem           Size      Used      Avail  Capacity  Mounted on
/dev/ad0s1a          3.4G      178M      2.9G      6% /
devfs                1.0K      1.0K      0B      100% /dev
devfs                1.0K      1.0K      0B      100% /dev/
/dev/md0              33M      33M      0B      100% /packages/mnt/jbase
/dev/md1              216M     216M      0B      100%
/packages/mnt/jkernel-9.6-20090519.0
/dev/md2              66M      66M      0B      100%
/packages/mnt/jpfe-T-9.6-20090519.0
/dev/md3              4.1M     4.1M      0B      100%
/packages/mnt/jdocs-9.6-20090519.0
/dev/md4              57M      57M      0B      100%
/packages/mnt/jroute-9.6-20090519.0
/dev/md5              15M      15M      0B      100%
/packages/mnt/jcrypto-9.6-20090519.0
/dev/md6              34M      34M      0B      100%
/packages/mnt/jpfe-common-9.6-20090519.0
/dev/md7              2.0G     10.0K     1.8G      0% /tmp
/dev/md8              2.0G     540K     1.8G      0% /mfs
/dev/ad0s1e           383M      34K     352M      0% /config
procfs               4.0K      4.0K      0B      100% /proc
/dev/ad1s1f           23G      18G     3.5G      84% /var

```

show system storage
(QFX3500 Switch)

```

user@switch> show system storage
Filesystem           Size      Used      Avail  Capacity  Mounted on
/dev/da0s2a          343M      192M     123M      61% /
devfs                1.0K      1.0K      0B      100% /dev
/dev/md0              119M      119M      0B      100% /packages/mnt/jbase
/dev/md1              513M     513M      0B      100%
/packages/mnt/jkernel-qfx-11.1R1.5
/dev/md2              37M      37M      0B      100%
/packages/mnt/jpfe-qfx-e9xxx-11.1R1.5
/dev/md3              6.0M     6.0M      0B      100%
/packages/mnt/jdocs-qfx-11.1R1.5
/dev/md4              216M     216M      0B      100%
/packages/mnt/jroute-qfx-11.1R1.5
/dev/md5              59M      59M      0B      100%
/packages/mnt/jcrypto-qfx-11.1R1,5

```

/dev/md6	85M	85M	0B	100%	
/packages/mnt/jswitch-qfx-11.1R1.5					
/dev/md7	63M	8.0K	58M	0%	/tmp
/dev/da0s2f	228M	14M	196M	7%	/var
/dev/da0s3d	590M	3.0M	540M	1%	/var/tmp
/dev/da0s3e	104M	162K	95M	0%	/config
procfs	4.0K	4.0K	0B	100%	/proc

show system subscriber-management summary

Syntax	show system subscriber-management summary
Release Information	Command introduced in Junos OS Release 11.1.
Description	Display complete subscriber management database summary information.
Options	none—This command has no options.
Required Privilege Level	view
Related Documentation	<ul style="list-style-type: none"> • show database-replication statistics on page 962 • show database-replication summary on page 964
List of Sample Output	show system subscriber-management summary on page 1290
Output Fields	Table 170 on page 1289 lists the output fields for the show system subscriber-management summary command. Output fields are listed in the approximate order in which they appear.

Table 170: show system subscriber-management summary Output Fields

Field Name	Field Description
Graceful Restart	State of graceful Routing Engine switchover (GRES): <ul style="list-style-type: none"> • Enabled • Disabled
Mastership	State of the Routing Engine: <ul style="list-style-type: none"> • Master • Standby
Database	State of the subscriber management database: <ul style="list-style-type: none"> • Available • Init • Not-available

Table 170: show system subscriber-management summary Output Fields (*continued*)

Field Name	Field Description
Chassisd ISSU State	State of unified ISSU chassis daemon: <ul style="list-style-type: none"> • ABORT • DAEMON_ISSU_PREPARE • DAEMON_ISSU_PREPARE_DONE • DAEMON_SWITCHOVER_PREPARE • DAEMON_SWITCHOVER_PREPARE_DONE • FRU_ISSU • FRU_ISSU_DONE • IDLE • UNKNOWN
ISSU State	State of unified ISSU aggregate daemon: <ul style="list-style-type: none"> • ABORT • IDLE • PREPARE • READY • SWITCHOVER_PREPARE • SWITCHOVER_READY • UNKNOWN
ISSU Wait	Amount of time, in seconds, requested by a daemon to perform cleanup. If multiple daemons request time, the displayed value is the highest wait time requested by a daemon.

Sample Output

```

show system subscriber-management summary
user@host> show system subscriber-management summary
General:
Graceful Restart      Enabled
Mastership            Master
Database              Available
Chassisd ISSU State   DAEMON_ISSU_PREPARE
ISSU State            PREPARE
ISSU Wait              198

```


show system switchover

Syntax	show system switchover
Syntax (TX Matrix Router)	show system switchover <all-chassis all-lcc lcc <i>number</i> scc>
Syntax (TX Matrix Plus Router)	show system switchover <all-chassis all-lcc lcc <i>number</i> sfc <i>number</i> >
Syntax (MX Series Router)	show system switchover <all-members> <local> <member <i>member-id</i> >
Release Information	Command introduced before Junos OS Release 7.4. Command introduced in Junos OS Release 9.0 for EX Series switches. sfc option introduced for the TX Matrix Plus router in Junos OS Release 9.6.
Description	Display whether graceful Routing Engine switchover is configured, the state of the kernel replication (ready or synchronizing), any replication errors, and whether the primary and standby Routing Engines are using compatible versions of the kernel database.



NOTE: Issue the `show system switchover` command *only* on the backup Routing Engine. This command is *not* supported on the master Routing Engine, because the kernel-replication process daemon does not run on the master Routing Engine. This process runs only on the backup Routing Engine.

Beginning Junos OS Release 9.6, the `show system switchover` command has been deprecated on the master Routing Engine on all routers other than a TX Matrix (switch-card chassis) or a TX Matrix Plus (switch-fabric chassis) router.

However, in a routing matrix, if you issue the `show system switchover` command on the master Routing Engine of the TX Matrix router (or switch-card chassis), the CLI displays graceful switchover information for the master Routing Engine of the T640 routers (or line-card chassis) in the routing matrix. Likewise, if you issue the `show system switchover` command on the master Routing Engine of a TX Matrix Plus router (or switch-fabric chassis), the CLI displays output for the master Routing Engine of T1600 routers (or line-card chassis) in the routing matrix.

Options **all-chassis**—(TX Matrix and TX Matrix Plus routers only) (Optional) On a TX Matrix router, display graceful Routing Engine switchover information for all Routing Engines on the TX Matrix router and the T640 routers configured in the routing matrix. On a TX Matrix Plus router, display graceful Routing Engine switchover information for all

Routing Engines on the TX Matrix Plus router and the T1600 routers configured in the routing matrix.

all-lcc—(TX Matrix and TX Matrix Plus routers only) (Optional) On a TX Matrix router, display graceful Routing Engine switchover information for all T640 routers (or line-card chassis) connected to the TX Matrix router. On a TX Matrix Plus router, display graceful Routing Engine switchover information for all T1600 routers (or line-card chassis) connected to the TX Matrix Plus router.

all-members—(MX Series routers only) (Optional) Display graceful Routing Engine switchover information for all Routing Engines on all members of the Virtual Chassis configuration.

lcc *number*—(TX Matrix and TX Matrix Plus router only) (Optional) On a TX Matrix router, display graceful Routing Engine switchover information for a specific T640 router (or line-card chassis) connected to the TX Matrix router. On a TX Matrix Plus router, display graceful Routing Engine switchover information for a specific T1600 router (or line-card chassis) connected to the TX Matrix Plus router. Replace ***number*** with 0.

local—(MX Series routers only) (Optional) Display graceful Routing Engines switchover information for all Routing Engines on the local Virtual Chassis member.

member *member-id*—(MX Series routers only) (Optional) Display graceful Routing Engine switchover information for all Routing Engines on the specified member of the Virtual Chassis configuration. Replace ***member-id*** with a value of 0 or 1.

scc—(TX Matrix router only) (Optional) Display graceful Routing Engine switchover information for the TX Matrix router (or switch-card chassis).

sfc—(TX Matrix Plus router only) (Optional) Display graceful Routing Engine switchover information for the TX Matrix Plus router (or switch-fabric chassis).

Additional Information If you issue the **show system switchover** command on a TX Matrix backup Routing Engine, the command is broadcast to all the T640 backup Routing Engines that are connected to it.

Likewise, if you issue the **show system switchover** command on a TX Matrix Plus backup Routing Engine, the command is broadcast to all the T1600 backup Routing Engines that are connected to it.

If you issue the **show system switchover** command on the active Routing Engine in the master router of an MX Series Virtual Chassis, the router displays an error message that graceful Routing Engine switchover (GRES) is not enabled on this member.

Required Privilege Level view

List of Sample Output [show system switchover \(Backup Routing Engine\) on page 1293](#)
[show system switchover all-lcc \(Routing Matrix\) on page 1293](#)

Output Fields Table 171 on page 1293 describes the output fields for the **show system switchover** command. Output fields are listed in the approximate order in which they appear.

Table 171: show system switchover Output Fields

Field Name	Field Description
Graceful switchover	Display graceful Routing Engine switchover status: <ul style="list-style-type: none"> • On—Indicates graceful-switchover is specified for the routing-options configuration command. • Off—Indicates graceful-switchover is not specified for the routing-options configuration command.
Configuration database	State of the configuration database: <ul style="list-style-type: none"> • Ready—Configuration database has synchronized. • Synchronizing—Configuration database is synchronizing. Displayed when there are updates within the last 5 seconds. • Synchronize failed—Configuration database synchronize process failed.
Kernel database	State of the kernel database: <ul style="list-style-type: none"> • Ready—Kernel database has synchronized. • Synchronizing—Kernel database is synchronizing. Displayed when there are updates within the last 5 seconds. • Version incompatible—The primary and standby Routing Engines are running incompatible kernel database versions. • Replication error—An error occurred when the state was replicated from the primary Routing Engine. Inspect /var/log/ksyncd for possible causes, or notify Juniper Networks customer support.
Peer state	Routing Engine peer state: <ul style="list-style-type: none"> • Steady State—Peer completed switchover transition. • Peer Connected—Peer in switchover transition.

Sample Output

```

show system      user@host> show system switchover
switchover (Backup Graceful switchover: On
Routing Engine) Configuration database: Ready
                  Kernel database: Ready
                  Peer state: Steady State

```

```

show system      user@host> show system switchover all-lcc
switchover all-lcc
(Routing Matrix) lcc0-re0:
                  -----
                  Multichassis replication: On
                  Configuration database: Ready
                  Kernel database: Ready
                  Peer state: Steady State
                  lcc2-re0:
                  -----
                  Multichassis replication: On
                  Configuration database: Ready
                  Kernel database: Ready
                  Peer state: Steady State

```


show system uptime

Syntax	show system uptime
Syntax (EX Series Switches)	show system uptime <all-members> <local> <member <i>member-id</i> >
Syntax (QFX Series)	show system uptime <director-group <i>name</i> > <infrastructure <i>name</i> > <interconnect-device <i>name</i> > <node-group <i>name</i> >
Syntax (TX Matrix Router)	show system uptime <all-chassis all-lcc lcc <i>number</i> scc>
Syntax (TX Matrix Plus Router)	show system uptime <detail> <all-chassis all-lcc lcc <i>number</i> sfc <i>number</i> >
Syntax (MX Series Router)	show system uptime <all-members> <invoke-on> <local> <member <i>member-id</i> >
Release Information	Command introduced before Junos OS Release 7.4. Command introduced in Junos OS Release 9.0 for EX Series switches. sfc option introduced for the TX Matrix Plus router in JUNOS Release 9.6. Command introduced in Junos OS Release 11.1 for the QFX Series.
Description	Display the current time and information about how long the router or switch, router or switch software, and routing protocols have been running.
Options	<p>none—Show time since the system rebooted and processes started.</p> <p>all-chassis—(TX Matrix and TX Matrix Plus routers only) (Optional) Show time since the system rebooted and processes started on all the routers in the chassis.</p> <p>all-lcc—(TX Matrix and TX Matrix Plus routers only) (Optional) On a TX Matrix router, show time since the system rebooted and processes started for all T640 routers (or line-card chassis) connected to the TX Matrix router. On a TX Matrix Plus router, show time since the system rebooted and processes started for all T1600 routers (or line-card chassis) connected to the TX Matrix Plus router.</p> <p>all-members—(EX4200 switches and MX Series routers only) (Optional) Show time since the system rebooted and processes started on all members of the Virtual Chassis configuration.</p>

director-group *name*—(QFabric switches only) (Optional) Show time since the system rebooted and processes started on the Director group.

infrastructure *name*—(QFabric switches only) (Optional) Show time since the system rebooted and processes started on the fabric control Routing Engine and fabric manager Routing Engine.

interconnect-device *name*—(QFabric switches only) (Optional) Show time since the system rebooted and processes started on the Interconnect device.

invoke-on—(MX Series routers only) (Optional) Display the time since the system rebooted and processes started on the master Routing Engine, backup Routing Engine, or both, on a router with two Routing Engines.

lcc *number*—(TX Matrix and TX Matrix Plus routers only) (Optional) On a TX Matrix router, show time since the system rebooted and processes started for a specific T640 router that is connected to the TX Matrix router. On a TX Matrix Plus router, show time since the system rebooted and processes started for a specific T1600 router that is connected to the TX Matrix Plus router. Replace ***number*** with a value from 0 through 3.

local—(EX4200 switches and MX Series routers only) (Optional) Show time since the system rebooted and processes started on the local Virtual Chassis member.

member *member-id*—(EX4200 switches and MX Series routers only) (Optional) Show time since the system rebooted and processes started on the specified member of the Virtual Chassis configuration. For EX4200 switches, replace ***member-id*** with a value from 0 through 9. For an MX Series Virtual Chassis, replace ***member-id*** with a value of 0 or 1.

node-group *name*—(QFabric switches only) (Optional) Show time since the system rebooted and processes started on the Node group.

scc—(TX Matrix routers only) (Optional) Show time since the system rebooted and processes started for the TX Matrix router (or switch-card chassis).

sfc *number*—(TX Matrix Plus routers only) (Optional) Show time since the system rebooted and processes started for the TX Matrix Plus router (or switch-fabric chassis). Replace ***number*** with 0.

Additional Information By default, when you issue the **show system uptime** command on a TX Matrix or TX Matrix Plus master Routing Engine, the command is broadcast to all the T640 (in a routing matrix based on a TX Matrix router) or T1600 (in a routing matrix based on a TX Matrix Plus router) master Routing Engines connected to it. Likewise, if you issue the same command on the TX Matrix or TX Matrix Plus backup Routing Engine, the command is broadcast to all the T640 (in a routing matrix based on a TX Matrix router) or T1600 (in a routing matrix based on a TX Matrix Plus router) backup Routing Engines that are connected to it.

Required Privilege Level view

- Related Documentation**
- Monitoring System Process Information
 - Monitoring System Properties
 - 10-Gigabit Ethernet LAN/WAN PIC with XFP (T640 Router)

List of Sample Output

[show system uptime on page 1297](#)
[show system uptime all-lcc \(TX Matrix Router\) on page 1297](#)
[show system uptime all-lcc \(TX Matrix Plus Router\) on page 1298](#)
[show system uptime \(QFX Series\) on page 1298](#)

Output Fields [Table 172 on page 1297](#) describes the output fields for the **show system uptime** command. Output fields are listed in the approximate order in which they appear.

Table 172: show system uptime Output Fields

Field Name	Field Description
Current time	Current system time in UTC.
System booted	Date and time when the Routing Engine on the router or switch was last booted and how long it has been running.
Protocols started	Date and time when the routing protocols were last started and how long they have been running.
Last configured	Date and time when a configuration was last committed. Also shows the name of the user who issued the last commit command.
time and up	Current time, in the local time zone, and how long the router or switch has been operational.
users	Number of users logged in to the router or switch.
load averages	Load averages for the last 1 minute, 5 minutes, and 15 minutes.

Sample Output

```
show system uptime user@host> show system uptime
Current time:      1998-10-13 19:45:47 UTC
System booted:     1998-10-12 20:51:41 UTC (22:54:06 ago)
Protocols started: 1998-10-13 19:33:45 UTC (00:12:02 ago)
Last configured:   1998-10-13 19:33:45 UTC (00:12:02 ago) by abc
12:45PM up 22:54, 2 users, load averages: 0.07, 0.02, 0.01
```

```
show system uptime user@host> show system uptime all-lcc
all-lcc (TX Matrix Router) lcc0-re0:
-----
Current time: 2004-09-13 09:55:35 PDT
System booted: 2004-09-13 03:13:55 PDT (06:41:40 ago)
Last configured: 2004-09-13 03:17:48 PDT (06:37:47 ago) by root
9:55AM PDT up 6:42, 1 user, load averages: 0.02, 0.03, 0.00
lcc2-re0:
-----
Current time: 2004-09-13 09:55:35 PDT
System booted: 2004-09-12 03:23:43 PDT (1d 06:31 ago)
```

```
Last configured: 2004-09-13 03:05:36 PDT (06:49:59 ago) by root
9:55AM PDT up 1 day, 6:32, 1 user, load averages: 0.02, 0.01, 0.00
```

show system uptime
all-lcc (TX Matrix Plus
Router)

```
user@host> show system uptime all-lcc
sfc0-re0:
```

```
-----
Current time: 2009-05-25 00:24:30 PDT
System booted: 2009-05-24 06:39:33 PDT (17:44:57 ago)
Protocols started: 2009-05-24 06:40:30 PDT (17:44:00 ago)
Last configured: 2009-05-24 06:33:27 PDT (17:51:03 ago) by gregdo
12:24AM up 17:45, 2 users, load averages: 0.07, 0.05, 0.01
```

```
lcc0-re0:
```

```
-----
Current time: 2009-05-25 00:24:30 PDT
System booted: 2009-05-24 06:39:46 PDT (17:44:44 ago)
error: the routing subsystem is not running
Last configured: 2009-05-24 06:40:47 PDT (17:43:43 ago) by root
12:24AM up 17:45, 0 users, load averages: 0.00, 0.00, 0.00
```

```
lcc1-re0:
```

```
-----
Current time: 2009-05-25 00:24:30 PDT
System booted: 2009-05-24 06:39:38 PDT (17:44:52 ago)
error: the routing subsystem is not running
Last configured: 2009-05-24 06:40:18 PDT (17:44:12 ago) by root
12:24AM up 17:45, 0 users, load averages: 0.00, 0.00, 0.00
```

```
lcc2-re0:
```

```
-----
Current time: 2009-05-25 00:24:30 PDT
System booted: 2009-05-24 06:39:48 PDT (17:44:42 ago)
error: the routing subsystem is not running
Last configured: 2009-05-24 06:40:44 PDT (17:43:46 ago) by root
12:24AM up 17:45, 0 users, load averages: 0.00, 0.00, 0.00
```

```
lcc3-re0:
```

```
-----
Current time: 2009-05-25 00:24:30 PDT
System booted: 2009-05-24 06:39:44 PDT (17:44:46 ago)
error: the routing subsystem is not running
Last configured: 2009-05-24 06:40:08 PDT (17:44:22 ago) by root
12:24AM up 17:45, 0 users, load averages: 0.00, 0.00, 0.00
```

show system uptime
(QFX Series)

```
user@switch> show system uptime
Current time: 2010-08-27 03:12:30 PDT
System booted: 2010-08-13 17:11:54 PDT (1w6d 10:00 ago)
Protocols started: 2010-08-13 17:13:56 PDT (1w6d 09:58 ago)
Last configured: 2010-08-26 05:54:00 PDT (21:18:30 ago) by regress
3:12AM up 13 days, 10:01, 3 users, load averages: 0.00, 0.00, 0.00
```


show system users

Syntax	show system users <no-resolve>
Syntax (TX Matrix Router)	show system users <all-chassis all-lcc <i>lccnumber</i> scc> <no-resolve>
Syntax (TX Matrix Plus Router)	show system users <detail> <all-chassis all-lcc <i>lcc number</i> <i>sfc number</i> > <no-resolve>
Syntax (MX Series Router)	show system users <all-members> <local> <member <i>member-id</i> > <no-resolve>
Release Information	Command introduced before Junos OS Release 7.4. Command introduced in Junos OS Release 9.0 for EX Series switches. sfc option introduced for the TX Matrix Plus router in JUNOS Release 9.6. Command introduced in Junos OS Release 11.1 for the QFX Series.
Description	List information about the users who are currently logged in to the router or switch.



NOTE: The **show system users** command lists the information about administrative users that are logged in to a router or switch using the CLI, J-Web, or an SSH client. The output does not list information about web users or automated users that are logged in from a remote client application using Junos XML APIs, such as NETCONF.

Options	<p>none—List information about the users who are currently logged in to the router or switch.</p> <p>all-chassis—(TX Matrix and TX Matrix Plus routers only) (Optional) Show users currently logged in to all the routers in the chassis.</p> <p>all-lcc—(TX Matrix and TX Matrix Plus routers only) (Optional) On a TX Matrix router, show users currently logged in to all T640 routers (or line-card chassis) connected to the TX Matrix router. On a TX Matrix Plus router, show users currently logged in to all T1600 routers (or line-card chassis) connected to the TX Matrix Plus router.</p> <p>all-members—(MX Series routers only) (Optional) Display users currently logged in to all members of the Virtual Chassis configuration.</p> <p>lccnumber—(TX Matrix and TX Matrix Plus routers only) (Optional) On a TX Matrix router, show users currently logged in to a specific T640 router that is connected to the TX Matrix router. On a TX Matrix Plus router, show users currently logged in to a specific</p>
----------------	---

T1600 router that is connected to the TX Matrix Plus router. Replace *number* with a value from **0** through **3**.

local—(MX Series routers only) (Optional) Display users currently logged in to the local Virtual Chassis member.

member *member-id*—(MX Series routers only) (Optional) Display users currently logged in to the specified member of the Virtual Chassis configuration. Replace *member-id* with a value of 0 or 1.

no-resolve—(Optional) Do not attempt to resolve IP addresses to hostnames.

scc—(TX Matrix routers only) (Optional) Show users currently logged in to the TX Matrix router (or switch-card chassis).

sfc *number*—(TX Matrix Plus routers only) (Optional) Show users currently logged in to the TX Matrix Plus router (or switch-fabric chassis). Replace *number* with **0**.

Additional Information By default, when you issue the **show system users** command on a TX Matrix or TX Matrix Plus master Routing Engine, the command is broadcast to all the T640 (in a routing matrix based on a TX Matrix router) or T1600 (in a routing matrix based on a TX Matrix Plus router) master Routing Engines connected to it. Likewise, if you issue the same command on the TX Matrix or TX Matrix Plus backup Routing Engine, the command is broadcast to all the T640 (in a routing matrix based on a TX Matrix router) or T1600 (in a routing matrix based on a TX Matrix Plus router) backup Routing Engines that are connected to it.

Required Privilege Level view

List of Sample Output [show system users on page 1301](#)
[show system users lcc no-resolve \(TX Matrix and TX Matrix Plus Router\) on page 1301](#)
[show system users \(TX Matrix Plus Router\) on page 1301](#)
[show system users \(QFX Series\) on page 1302](#)
[show system users no-resolve \(QFX Series\) on page 1302](#)

Output Fields [Table 173 on page 1300](#) describes the output fields for the **show system users** command. Output fields are listed in the approximate order in which they appear.

Table 173: show system users Output Fields

Field Name	Field Description
<i>time and up</i>	Current time, in the local time zone, and how long the router or switch has been operational.
<i>users</i>	Number of users logged in to the router or switch.
<i>load averages</i>	Load averages for the last 1 minute, 5 minutes, and 15 minutes.
<i>USER</i>	Username.
<i>TTY</i>	Terminal through which the user is logged in.

Table 173: show system users Output Fields (*continued*)

Field Name	Field Description
FROM	System from which the user has logged in. A hyphen indicates that the user is logged in through the console.
LOGIN@	Time when the user logged in.
IDLE	How long the user has been idle.
WHAT	Processes that the user is running.

Sample Output

```

show system users user@host> show system users
7:30PM up 4 days, 2:26, 2 users, load averages: 0.07, 0.02, 0.01
USER   TTY FROM                LOGIN@  IDLE WHAT
root   d0  -                    Fri05PM 4days -csh (csh)
blue   p0  level5.company.net 7:30PM  - cli

```

```

show system users lcc user@host> show system users lcc 2 no-resolve
no-resolve (TX Matrix
and TX Matrix Plus
Router) lcc2-re0:
-----
10:34AM PDT up 1 day, 7:11, 5 users, load averages: 0.03, 0.01, 0.00
USER   TTY FROM                LOGIN@  IDLE WHAT
root   d0  -                    3:21AM  7:12 /bin/csh
regress p0  scc-re0              10:15AM  - telnet hostA
regress p1  scc-re0              10:16AM  - telnet hostA
regress p2  scc-re0              10:19AM  - telnet hostA
regress p3  scc-re0              10:24AM  - telnet hostA

```

```

show system users (TX user@host> show system users
Matrix Plus Router) sfc0-re0:
-----
1:41AM up 26 mins, 3 users, load averages: 0.08, 0.04, 0.03
USER   TTY FROM                LOGIN@  IDLE WHAT
regress p0  10.209.208.123       1:18AM  21 cli
regress p1  172.17.29.207        1:37AM  2 cli
regress p2  172.17.28.19         1:40AM  - cli

lcc0-re0:
-----
1:41AM up 26 mins, 0 users, load averages: 0.00, 0.00, 0.03

lcc1-re0:
-----
1:41AM up 26 mins, 0 users, load averages: 0.00, 0.02, 0.03

lcc2-re0:
-----
1:41AM up 26 mins, 0 users, load averages: 0.16, 0.06, 0.02

lcc3-re0:
-----
1:41AM up 26 mins, 0 users, load averages: 0.12, 0.04, 0.04

```

```
regress@aj> show system users
sfc0-re0:
```

```
-----
1:42AM up 28 mins, 4 users, load averages: 0.02, 0.03, 0.02
USER      TTY      FROM              LOGIN@   IDLE   WHAT
regress   p0        pssraj-t61.jnpr.net 1:18AM   22    cli
regress   p1        eng-shell4.juniper.net 1:37AM   -     cli
regress   p2        bigpink.juniper.net 1:40AM   -     cli
regress   p3        sv-cutty-01.englab.juniper.net 1:42AM   -     -csh (csh)
```

```
lcc0-re0:
```

```
-----
1:42AM up 28 mins, 0 users, load averages: 0.02, 0.01, 0.03
```

```
lcc1-re0:
```

```
-----
1:42AM up 28 mins, 0 users, load averages: 0.07, 0.04, 0.03
```

```
lcc2-re0:
```

```
-----
1:42AM up 27 mins, 0 users, load averages: 0.07, 0.06, 0.02
```

```
lcc3-re0:
```

```
-----
1:42AM up 28 mins, 0 users, load averages: 0.05, 0.04, 0.04
```

show system users (QFX Series)

```
user@switch> show system users
USER      TTY      FROM              LOGIN@   IDLE   WHAT
tlewis    p0        172.22.18.117    2:54AM   39    -cli (cli)
tlewis    p1        172.22.18.117    3:01AM   -     -cli (cli)
tcheng    p2        172.22.17.197    3:08AM   11    -cli (cli)
```

show system users no-resolve (QFX Series)

```
user@switch> show system users no-resolve
USER      TTY      FROM              LOGIN@   IDLE   WHAT
tlewis    p0        172.22.18.117    2:54AM   39    -cli (cli)
tlewis    p1        172.22.18.117    3:01AM   -     -cli (cli)
tcheng    p2        172.22.17.197    3:08AM   11    -cli (cli)
```

show system virtual-memory

Syntax	show system virtual-memory
Syntax (EX Series)	show system virtual-memory <all-members> <local> <member <i>member-id</i> >
Syntax (TX Matrix Router)	show system virtual-memory <all-chassis all-lcc lcc <i>number</i> scc>
Syntax (TX Matrix Plus Router)	show system virtual-memory <all-chassis all-lcc lcc <i>number</i> sfc <i>number</i> >
Syntax (MX Series Router)	show system virtual-memory <all-members> <local> <member <i>member-id</i> >
Syntax (QFX Series)	show system virtual-memory <infrastructure <i>name</i> > <interconnect-device <i>name</i> > <node-group <i>name</i> >
Release Information	Command introduced before Junos OS Release 7.4. Command introduced in Junos OS Release 9.0 for EX Series switches. sfc option introduced for the TX Matrix Plus router in Junos OS Release 9.6. Command introduced in Junos OS Release 11.1 for the QFX Series.
Description	Display the usage of Junos OS kernel memory listed first by size of allocation and then by type of usage. Use the show system virtual-memory command for troubleshooting with Juniper Networks Customer Support.
Options	<p>none—Display kernel dynamic memory usage information.</p> <p>all-chassis—(TX Matrix and TX Matrix Plus routers only) (Optional) Display kernel dynamic memory usage information for all chassis.</p> <p>all-lcc—(TX Matrix and TX Matrix Plus routers only) (Optional) On a TX Matrix router, display kernel dynamic memory usage information for all T640 routers (or line-card chassis) connected to the TX Matrix router. On a TX Matrix Plus router, display kernel dynamic memory usage information for all T1600 routers (or line-card chassis) connected to the TX Matrix Plus router.</p> <p>all-members—(EX4200 switches and MX Series routers only) (Optional) Display kernel dynamic memory usage information for all members of the Virtual Chassis configuration.</p>

infrastructure *name*—(QFabric switches only) (Optional) Display kernel dynamic memory usage information for the fabric control Routing Engine and fabric manager Routing Engine.

interconnect-device *name*—(QFabric switches only) (Optional) Display kernel dynamic memory usage information for the Interconnect device.

lcc *number*—(TX Matrix and TX Matrix Plus routers only) (Optional) On a TX Matrix router, display kernel dynamic memory usage information for a specific T640 router that is connected to the TX Matrix router. On a TX Matrix Plus router, display kernel dynamic memory usage information for a specific T1600 router that is connected to the TX Matrix Plus router. Replace ***number*** with a value from 0 through 3.

local—(EX4200 switches and MX Series routers only) (Optional) Display kernel dynamic memory usage information for the local Virtual Chassis member.

member *member-id*—(EX4200 switches and MX Series routers only) (Optional) Display kernel dynamic memory usage information for the specified member of the Virtual Chassis configuration. For EX4200 switches, replace ***member-id*** with a value from 0 through 9. For an MX Series Virtual Chassis, replace ***member-id*** with a value of 0 or 1.

node-group *name*—(QFabric switches only) (Optional) Display kernel dynamic memory usage information for the Node group.

scc—(TX Matrix routers only) (Optional) Display kernel dynamic memory usage information for the TX Matrix router (or switch-card chassis).

sfc *number*—(TX Matrix Plus routers only) (Optional) Display kernel dynamic memory usage information for the TX Matrix Plus router (or switch-fabric chassis). Replace ***number*** with 0.

Additional Information By default, when you issue the **show system virtual-memory** command on a TX Matrix or TX Matrix Plus master Routing Engine, the command is broadcast to all the T640 (in a routing matrix based on a TX Matrix router) or T1600 (in a routing matrix based on a TX Matrix Plus router) master Routing Engines connected to it. Likewise, if you issue the same command on the TX Matrix or TX Matrix Plus backup Routing Engine, the command is broadcast to all the T640 (in a routing matrix based on a TX Matrix router) or T1600 (in a routing matrix based on a TX Matrix Plus router) backup Routing Engines that are connected to it.



NOTE: The **show system virtual-memory** command with the **| display XML** pipe option now displays XML output for the command in the parent tags: **<vmstat-memstat-malloc>**, **<vmstat-memstat-zone>**, **<vmstat-sumstat>**, **<vmstat-intr>**, and **<vmstat-kernel-state>** with each child element as a separate XML tag. In Junos OS Releases 10.1 and earlier, the **| display XML** option for this command does not have an XML API element and the entire output is displayed in a single **<output>** tag element.

Required Privilege Level	view
List of Sample Output	show system virtual-memory on page 1307 show system virtual-memory scc (TX Matrix Router) on page 1311 show system virtual-memory sfc (TX Matrix Plus Router) on page 1312 show system virtual-memory display xml on page 1315 show system virtual-memory (QFX Series) on page 1337
Output Fields	Table 174 on page 1306 lists the output fields for the show system virtual-memory command. Output fields are listed in the approximate order in which they appear.

Table 174: show system virtual-memory Output Fields

Field Name	Field Description
Memory statistics by bucket size	
Size	Memory block size (bytes). The kernel memory allocator appropriates blocks of memory whose size is exactly a power of 2.
In Use	Number of memory blocks of this size that are in use (bytes).
Free	Number of memory blocks of this size that are free (bytes).
Requests	Number of memory allocation requests made.
HighWater	Maximum value the free list can have. Once the system starts reclaiming physical memory, it continues until the free list is increased to this value.
Couldfree	Total number of times that the free elements for a bucket size exceed the high-water mark for that bucket size.
Memory usage type by bucket size	
Size	Memory block size (bytes).
Type(s)	Kernel modules that are using these memory blocks. For a definition of each type, refer to a FreeBSD book.
Memory statistics by type	
Type	Kernel module that is using dynamic memory.
InUse	Number of memory blocks used by this type. The number is rounded up.
MemUse	Amount of memory in use, in kilobytes (KB).
HighUse	Maximum memory ever used by this type.
Limit	Maximum memory that can be allocated to this type.
Requests	Total number of dynamic memory allocation requests this type has made.
Type Limit	Number of times requests were blocked for reaching the maximum limit.
Kern Limit	Number of times requests were blocked for the kernel map.
Size(s)	Memory block sizes this type is using.
Memory Totals	
In Use	Total kernel dynamic memory in use (bytes, rounded up).
Free	Total kernel dynamic memory free (bytes, rounded up).

Table 174: show system virtual-memory Output Fields (*continued*)

Field Name	Field Description
Requests	Total number of memory allocation requests.
ITEM	Kernel module that is using memory.
Size	Memory block size (bytes).
Limit	Maximum memory that can be allocated to this type.
Used	Number of memory blocks used by this type. The number is rounded up.
Free	Number of memory blocks available to this type.
Requests	Total number of memory allocation requests this type has made.
interrupt	Timer events and scheduling interruptions.
total	Total number of interruptions for each type.
rate	Interruption rate.
Total	Total for all interruptions.

Sample Output

```

show system virtual-memory user@host> show system virtual-memory
Memory statistics by bucket size
Size    In Use   Free    Requests  HighWater  Couldfree
16       906     118     154876    1280       0
32      455     313     209956    640        0
64     4412     260     75380     320        20
128    3200     32      19361     160        81
256    1510     10      8844      80         4
512     446      2      5085      40         0
1K       18      2      5901      20         0
2K     1128      2     4445      10       1368
4K       185      1      456       5         0
8K        5      1     2653      5         0
16K      181      0      233       5         0
32K        2      0     1848      5         0
64K       20      0       22      5         0
128K       5      0        5      5         0
256K       2      0        2      5         0
512K       1      0        1      5         0

Memory usage type by bucket size
Size  Type(s)
16  uc_devlist, nexusdev, iftable, temp, devbuf, atexit, COS, BPF,
    DEVFS mount, DEVFS node, vnodes, mount, pcb, soname, proc-args, kld,
    MD disk, rman, ATA generic, bus, sysctl, ippool, pfestat, ifstate,
    pfe_ipc, mkey, rtable, ifmaddr, ipfw, rnode
32  atkbddev, dirrem, mkdir, diradd, freefile, freefrag, indirdep,

```

```

        bmsafemap, newblk, temp, devbuf, COS, vnodes, cluster_save buffer,
        pcb, soname, proc-args, sigio, kld, Gzip trees, taskqueue, SWAP,
        eventhandler, bus, sysctl, uidinfo, subproc, pgrp, pfestat, itable32,
        ifstate, pfe_ipc, mkey, rtable, ifmaddr, ipfw, rnode, rtnexthop
64  isadev, iftable, MFS node, allocindir, allocdirect, pagedep, temp,
        devbuf, lockf, COS, NULLFS hash, DEVFS name, vnodes,
        cluster_save buffer, vfscache, pcb, soname, proc-args, file,
        AR driver, AD driver, Gzip trees, rman, eventhandler, bus, sysctl,
        subproc, pfestat, pic, ifstate, pfe_ipc, mkey, ifaddr, rtable, ipfw
128  ZONE, freeblks, inodedep, temp, devbuf, zombie, COS, DEVFS node,
        vnodes, mount, vfscache, pcb, soname, proc-args, ttys, dev_t,
        timecounter, kld, Gzip trees, ISOFS node, bus, uidinfo, cred,
        session, pic, itable16, ifstate, pfe_ipc, rtable, ifstat, metrics,
        rtnexthop, iffamily
256  iflogical, iftable, MFS node, FFS node, newblk, temp, devbuf,
        NFS daemon, vnodes, proc-args, kqueue, file desc, Gzip trees, bus,
        subproc, itable16, ifstate, pfe_ipc, sysctl, rtnexthop
512  UFS mount, temp, devbuf, mount, BIO buffer, ptys, ttys, AR driver,
        Gzip trees, ISOFS mount, msg, ioctlops, ATA generic, bus, proc,
        pfestat, lr, ifstate, pfe_ipc, rtable, ipfw, ifstat, rtnexthop
1K   iftable, temp, devbuf, NQNFS Lease, kqueue, kld, AD driver,
        Gzip trees, sem, MD disk, bus, ifstate, pfe_ipc, ipfw
2K   uc_devlist, UFS mount, temp, devbuf, BIO buffer, pcb, AR driver,
        Gzip trees, ioctlops, bus, ipfw, ifstat, rcache
4K   memdesc, iftable, UFS mount, temp, devbuf, kld, Gzip trees, sem, msg
8K   temp, devbuf, syncache, Gzip trees
16K  indirdep, temp, devbuf, shm, msg
32K  pagedep, kld, Gzip trees
64K  VM pgdata, devbuf, MSDOSFS mount
128K  UFS ihash, inodedep, NFS hash, kld, ISOFS mount
256K  mbuf, vfscache
512K  SWAP

```

Memory statistics by type					Type	Kern	
Type	InUse	MemUse	HighUse	Limit	Requests	Limit	Limit Size(s)
isadev	13	1K	1K127753K	13	0	0	64
atkbddev	2	1K	1K127753K	2	0	0	32
uc_devlist	24	3K	3K127753K	24	0	0	16,2K
nexusdev	3	1K	1K127753K	3	0	0	16
memdesc	1	4K	4K127753K	1	0	0	4K
mbuf	1	152K	152K127753K	1	0	0	256K
iflogical	6	2K	2K127753K	6	0	0	256
iftable	17	9K	9K127753K	18	0	0	16,64,256,1K,4K
ZONE	15	2K	2K127753K	15	0	0	128
VM pgdata	1	64K	64K127753K	1	0	0	64K
UFS mount	12	26K	26K127753K	12	0	0	512,2K,4K
UFS ihash	1	128K	128K127753K	1	0	0	128K
MFS node	6	2K	3K127753K	35	0	0	64,256
FFS node	906	227K	227K127753K	1352	0	0	256
dirrem	0	0K	4K127753K	500	0	0	32
mkdir	0	0K	1K127753K	38	0	0	32
diradd	0	0K	6K127753K	521	0	0	32
freefile	0	0K	4K127753K	374	0	0	32
freeblks	0	0K	8K127753K	219	0	0	128
freefrag	0	0K	1K127753K	193	0	0	32
allocindir	0	0K	25K127753K	1518	0	0	64
indirdep	0	0K	17K127753K	76	0	0	32,16K
allocdirect	0	0K	10K127753K	760	0	0	64
bmsafemap	0	0K	1K127753K	72	0	0	32
newblk	1	1K	1K127753K	2279	0	0	32,256
inodedep	1	128K	175K127753K	2367	0	0	128,128K

pagedep	1	32K	33K127753K	47	0	0	64,32K
temp	1239	92K	96K127753K	8364	0	0	16,32,64K
devbuf	1413	5527K	5527K127753K	1535	0	0	16,32,64,128,256
lockf	38	3K	3K127753K	2906	0	0	64
atexit	1	1K	1K127753K	1	0	0	16
zombie	0	0K	2K127753K	3850	0	0	128
NFS hash	1	128K	128K127753K	1	0	0	128K
NQNFS Lease	1	1K	1K127753K	1	0	0	1K
NFS daemon	1	1K	1K127753K	1	0	0	256
syncache	1	8K	8K127753K	1	0	0	8K
COS	353	44K	44K127753K	353	0	0	16,32,64,128
BPF	189	3K	3K127753K	189	0	0	16
MSDOSFS mount	1	64K	64K127753K	1	0	0	64K
NULLFS hash	1	1K	1K127753K	1	0	0	64
DEVFS mount	2	1K	1K127753K	2	0	0	16
DEVFS name	487	31K	31K127753K	487	0	0	64
DEVFS node	471	58K	58K127753K	479	0	0	16,128
vnodes	28	7K	7K127753K	429	0	0	16,32,64,128,256
mount	15	8K	8K127753K	18	0	0	16,128,512
cluster_save buffer	0	0K	1K127753K	55	0	0	32,64
vfscache	1898	376K	376K127753K	3228	0	0	64,128,256K
BIO buffer	49	98K	398K127753K	495	0	0	512,2K
pcb	159	16K	17K127753K	399	0	0	16,32,64,128,2K
soname	82	10K	10K127753K	42847	0	0	16,32,64,128
proc-args	57	2K	3K127753K	2105	0	0	16,32,64,128,256
ptys	32	16K	16K127753K	32	0	0	512
ttys	254	33K	33K127753K	522	0	0	128,512
kqueue	5	3K	4K127753K	23	0	0	256,1K
sigio	1	1K	1K127753K	27	0	0	32
file	383	24K	24K127753K	16060	0	0	64
file desc	76	19K	20K127753K	3968	0	0	256
shm	1	12K	12K127753K	1	0	0	16K
dev_t	286	36K	36K127753K	286	0	0	128
timecounter	10	2K	2K127753K	10	0	0	128
kld	11	117K	122K127753K	34	0	0	16,32,128,1K,4K
AR driver	1	1K	3K127753K	5	0	0	64,512,2K
AD driver	2	2K	3K127753K	2755	0	0	64,1K
Gzip trees	0	0K	46K127753K	133848	0	0	32,64,128,256
ISOFS node	1136	142K	142K127753K	1189	0	0	128
ISOFS mount	9	132K	132K127753K	10	0	0	512,128K
sem	3	6K	6K127753K	3	0	0	1K,4K
MD disk	2	2K	2K127753K	2	0	0	16,1K
msg	4	25K	25K127753K	4	0	0	512,4K,16K
rman	59	4K	4K127753K	461	0	0	16,64
ioctlops	0	0K	2K127753K	992	0	0	512,2K
taskqueue	2	1K	1K127753K	2	0	0	32
SWAP	2	413K	413K127753K	2	0	0	32,512K
ATA generic	6	3K	3K127753K	6	0	0	16,512
eventhandler	17	1K	1K127753K	17	0	0	32,64
bus	340	30K	31K127753K	794	0	0	16,32,64,128,256
sysctl	0	0K	1K127753K	130262	0	0	16,32,64
uidinfo	4	1K	1K127753K	10	0	0	32,128
cred	22	3K	3K127753K	3450	0	0	128
subproc	156	10K	10K127753K	7882	0	0	32,64,256
proc	2	1K	1K127753K	2	0	0	512
session	12	2K	2K127753K	34	0	0	128
pgrp	16	1K	1K127753K	45	0	0	32
ippool	1	1K	1K127753K	1	0	0	16
pfestat	0	0K	1K127753K	47349	0	0	16,32,64,512
pic	5	1K	1K127753K	5	0	0	64,128
lr	1	1K	1K127753K	1	0	0	512

itable32	110	4K	4K127753K	110	0	0	32
itable16	161	26K	26K127753K	161	0	0	128,256
ifstate	694	159K	160K127753K	1735	0	0	16,32,64,128,1K
pfe_ipc	0	0K	1K127753K	56218	0	0	16,32,64,128,1K
mkey	250	4K	4K127753K	824	0	0	16,32,64
ifaddr	9	1K	1K127753K	9	0	0	64
sysctl	0	0K	1K127753K	30	0	0	256
rtable	49	6K	6K127753K	307	0	0	16,32,64,128,512
ifmaddr	22	1K	1K127753K	22	0	0	16,32
ipfw	23	10K	10K127753K	48	0	0	16,32,64,512,2K
ifstat	698	805K	805K127753K	698	0	0	128,512,2K
rcache	4	8K	8K127753K	4	0	0	2K
rnode	27	1K	1K127753K	285	0	0	16,32
metrics	1	1K	1K127753K	3	0	0	128
rtnexthop	57	9K	9K127753K	312	0	0	32,128,256,512
iffamily	12	2K	2K127753K	12	0	0	128

```
Memory Totals: In Use      Free      Requests
                  9311K        54K        489068
```

ITEM	SIZE	LIMIT	USED	FREE	REQUESTS
PIPE:	192,	0,	4,	81,	4422
SWAPMETA:	160,	95814,	0,	0,	0
unpcb:	160,	0,	114,	36,	279
ripcb:	192,	25330,	5,	37,	5
syncache:	128,	15359,	0,	64,	5
tcpcb:	576,	25330,	23,	12,	32
udpcb:	192,	25330,	14,	28,	255
socket:	256,	25330,	246,	26,	819
KNOTE:	96,	0,	27,	57,	71
NFSNODE:	352,	0,	0,	0,	0
NFSMOUNT:	544,	0,	0,	0,	0
VNODE:	224,	0,	2778,	43,	2778
NAMEI:	1024,	0,	0,	8,	40725
VMSPACE:	192,	0,	57,	71,	3906
PROC:	448,	0,	73,	17,	3923
DP fakepg:	64,	0,	0,	0,	0
PV ENTRY:	28,	499566,	44530,	152053,	1525141
MAP ENTRY:	48,	0,	1439,	134,	351075
KMAP ENTRY:	48,	35645,	179,	119,	10904
MAP:	108,	0,	7,	3,	7
VM OBJECT:	92,	0,	2575,	109,	66912

```
792644 cpu context switches
9863474 device interrupts
286510 software interrupts
390851 traps
3596829 system calls
    16 kernel threads created
3880 fork() calls
    27 vfork() calls
    0 rfork() calls
    0 swap pager pageins
    0 swap pager pages paged in
    0 swap pager pageouts
    0 swap pager pages paged out
380 vnode pager pageins
395 vnode pager pages paged in
122 vnode pager pageouts
1476 vnode pager pages paged out
    0 page daemon wakeups
```

```

    0 pages examined by the page daemon
    101 pages reactivated
161722 copy-on-write faults
    0 copy-on-write optimized faults
    84623 zero fill pages zeroed
    83063 zero fill pages prezeroed
    7 intransit blocking page faults
535606 total VM faults taken
    0 pages affected by kernel thread creation
238254 pages affected by fork()
    2535 pages affected by vfork()
    0 pages affected by rfork()
283379 pages freed
    0 pages freed by daemon
190091 pages freed by exiting processes
    17458 pages active
    29166 pages inactive
    0 pages in VM cache
    10395 pages wired down
134610 pages free
    4096 bytes per page
183419 total name lookups
    cache hits (90% pos + 7% neg) system 0% per-directory
    deletions 0%, falsehits 0%, toolong 0%

```

interrupt	total	rate
ata0 irq14	113338	3
mux irq7	727643	21
fxp1 irq10	1178671	34
sio0 irq4	833	0
clk irq0	3439769	99
rtc irq8	4403221	127
Total	9863475	286

show system user@host> **show system virtual-memory scc**
virtual-memory scc
(TX Matrix Router)

```

Memory statistics by bucket size
Size  In Use  Free  Requests  HighWater  Couldfree
16     898    126   749493    1280       0
32    2018    1310  980643    640       632
64    3490   13342  935420    320      5365
...

```

```

Memory usage type by bucket size
Size  Type(s)
16  uc_devlist, COS, BPF, DEVFS mount, DEVFS node, vnodes, mount, pcb,
    soname, rman, bus, sysctl, ifstate, pfe_ipc, mkey, socket, rtable,
    ifmaddr, ipfw, rnode, iftable, temp, devbuf, atexit, proc-args, kld,
    MD disk
32  atkbddev, Gzip trees, dirrem, mkdir, diradd, freefile, freefrag,
    indirdep, bmsafemap, newblk, tseg_qent, COS, vnodes,
...

```

```

Memory statistics by type
Type  InUse  MemUse  HighUse  Limit  Requests  Type  Kern  Limit  Size(s)
isadev  12     1K     1K166400K  12     0         0     0     64
atkbddev  2     1K     1K166400K  2     0         0     0     32
uc_devlist  24    3K     3K166400K  24     0         0     0    16,2K
....

```

```
Memory Totals:  In Use    Free    Requests
                  6091K    1554K    2897122
```

show system
virtual-memory sfc (TX
Matrix Plus Router)

```
user@host> show system virtual-memory sfc 0
sfc0-re0:
```

```
-----
      Type InUse MemUse HighUse Requests Size(s)
CAM dev queue      1      1K      -         1      64
      entropy  1024     64K      -       1024     64
      linker   487   6272K      -       1163 16,32,64,4096,32768,131072
      USB     127     10K      -        127 16,32,64,128,256,1024,2048
      lockf     46      3K      -      98418     64
      USBdev     10      2K      -         34 16,128,2048,16384
ifstateSLLNode      0      0K      -       1096     16
      devbuf 21243 15683K      -      21810
16,32,64,128,256,512,1024,2048,4096,8192,16384,32768,65536,131072
      temp   1283     151K      -    2483472
16,32,64,128,256,512,1024,2048,4096,8192,16384,32768,65536,131072
      ip6ndp      0      0K      -          4     64
      in6ifmulti  1      1K      -          1     64
      in6grentry  1      1K      -          1     64
      iflogical   20      5K      -         29    2048
      iffamily    45      6K      -         69 32,1024,2048
      rtnexthop  266     46K      -     608013 32,256,512,1024,2048,4096
      metrics     31      4K      -          54    256
      rnode      212      4K      -     607848 16,32
      rcache       4      8K      -          4   65536
      iflist       0      0K      -          6   16,64
      ifdevice    11      8K      -         17 16,32768
      ifstat     424     472K      -        427 512,16384,65536
      ipfw        42     23K      -         145
16,32,64,128,256,512,1024,16384,32768,65536,131072
      ifmaddr    415     11K      -        415 16,32
      rtable     329     28K      -     608066 16,32,64,128,1024,16384
      sysctl       0      0K      -     887976 16,32,64,4096,16384,32768
      ifaddr      64      5K      -          70 32,64,128
      mkey       331      6K      -     12528 16,128
      pfe_ipc      0      0K      -     7299115
16,32,64,128,256,512,1024,2048,4096,8192,16384,32768,65536,131072
      ifstate 1245054 70088K      -    3040437
16,32,64,128,256,512,1024,2048,4096,8192,16384,32768
      idxbucket   1      1K      -          1    16
      itable16  5069   1250K      -       5103 1024,4096
      itable32   157     10K      -        157     64
      itable64    2      1K      -          2    128
      lr         1      1K      -          4   16384
      pic        37      6K      -         37 64,16384
      pfestat     0      0K      -       6220 32,64,128,256,131072
      gencfg    1486     424K      -       2614 16,32,64,256,512,16384,32768,65536
      jsr         2      1K      -          22    16
      idl         1      4K      -         165
32,64,128,256,512,1024,2048,8192,16384,32768,65536,131072
      rtmsg       0      0K      -          16 131072
      module     250     16K      -        250 64,128
      mtx_pool    1      8K      -          1 64,128
      DEVFS3     113     13K      -        114    256
      DEVFS1     106     24K      -        106   2048
      pgrp        15      1K      -       8600     64
      session     11      2K      -       2829    512
      proc        2      1K      -          2 16384
      subproc     296     572K      -      24689 2048,131072
```

```

        cred      38      5K      -    619244  256
        plimit    18      4K      -    21311  2048
        uidinfo   3       1K      -      10  32,512
        sysctlloid 2701    82K      -    2701  16,32,64
        sysctltmp  0       0K      -    15572  16,32,64,1024
        umtx      171     11K      -     171  64
        SWAP      2     277K      -       2  64
        bus       779    125K      -    3072  16,32,64,128,32768
        bus-sc    67     62K      -    1477
16,32,64,512,1024,2048,8192,16384,65536,131072
        devstat   8      17K      -       8  16,131072
        eventhandler 46     2K      -      47  32,128
        kobj      93    186K      -     111  65536
        DEVFS      8      1K      -       9  16,64
        rman     106     7K      -     490  16,32,64
        sbuf       0      0K      -    28234  16,32,32768,131072
...
lcc0-re0:

```

```

-----
        Type InUse MemUse HighUse Requests Size(s)
CAM dev queue    1      1K      -        1  64
        entropy 1024    64K      -    1024  64
        linker  487   6272K      -    1163  16,32,64,4096,32768,131072
        USB     127    10K      -     127  16,32,64,128,256,1024,2048
        lockf    23     2K      -   169585  64
        USBdev   10     2K      -       34  16,128,2048,16384
        devbuf  5128  10760K      -    5310
16,32,64,128,256,512,1024,2048,4096,8192,16384,32768,65536,131072
        temp   1285    151K      -    10770
16,32,64,128,256,512,2048,4096,8192,16384,32768,65536,131072
        ip6ndp   0       0K      -        4  64
        iflogical 20      5K      -       29  2048
        iffamilly 45      6K      -       69  32,1024,2048
        rtnexthop 189    29K      -  1211988  32,256,512,1024,2048,4096
        metrics  11     2K      -       16  256
        rnode    135    3K      -   606391  16,32
        rcache    4     8K      -        4  65536
        iflist    0      0K      -        6  16,64
        ifdevice  11     8K      -       17  16,32768
        ifstat   412   471K      -    415  512,16384,65536
        ipfw      42    23K      -        91
16,32,64,128,256,512,1024,16384,32768,65536,131072
        ifmaddr  415    11K      -     415  16,32
        rtable   225    20K      -   606584  16,32,64,128,1024,16384
        sysctl    0      0K      -  2302479  16,32,64
        ifaddr    53     4K      -        69  32,64,128
        mkey     133     3K      -    8974  16,128
        pfe_ipc   0      0K      -  19035108
16,32,64,128,512,1024,2048,8192,16384,32768,65536,131072
        ifstate  710270 42176K      -   9583703
16,32,64,128,256,512,1024,2048,8192,16384,32768
        idxbucket 1       1K      -        1  16
        itable16 5045   1245K      -  1825178  1024,4096
        itable32  157    10K      -      157  64
        itable64  2       1K      -        2  128
        lr        1       1K      -        4  16384
        pic       37     6K      -       37  64,16384
        pfestat   0      0K      -    1682  32,64,128,256,131072
        gencfg   1486   424K      -    2812  16,32,64,256,512,16384,32768,65536
        jsr       0      0K      -        22  16
        idl       0      0K      -        4  32768,131072

```

rtmsg	0	OK	-	3	131072
module	250	16K	-	250	64,128
mtx_pool	1	8K	-	1	64,128
DEVFS3	108	12K	-	109	256
DEVFS1	101	23K	-	101	2048
pgrp	5	1K	-	917	64
session	5	1K	-	917	512
proc	2	1K	-	2	16384
subproc	217	441K	-	4867	2048,131072
cred	21	3K	-	48719	256
plimit	9	2K	-	5255	2048
uidinfo	2	1K	-	2	32,512
sysctluid	2786	85K	-	2786	16,32,64
sysctltmp	0	OK	-	1833	16,32,64,1024
umtx	126	8K	-	126	64
SWAP	2	277K	-	2	64
bus	780	125K	-	2734	16,32,64,128,32768
bus-sc	69	69K	-	1194	
16,32,64,512,1024,2048,8192,16384,65536,131072					
devstat	8	17K	-	8	16,131072
eventhandler	45	2K	-	46	32,128
kobj	93	186K	-	111	65536
DEVFS	8	1K	-	9	16,64
rman	94	6K	-	477	16,32,64
sbuf	0	OK	-	532	16,32,32768,131072
NULLFS hash	1	1K	-	1	64
taskqueue	5	1K	-	5	64
turnstiles	127	8K	-	127	64
Unitno	6	1K	-	44	16,64
ioctlops	0	OK	-	1771718	16,32,64,128,8192,16384,65536,131072
iov	0	OK	-	79425	16,64,128,256,512,1024,2048,131072
msg	4	25K	-	4	32768,131072
sem	4	7K	-	4	16384,32768,131072
shm	2	13K	-	4	32768
ttys	93	16K	-	195	512,32768
soname	31	3K	-	389284	16,32,64,256
pcb	101	16K	-	4374	
16,32,64,128,1024,2048,4096,16384,65536					
BIO buffer	40	80K	-	750	65536
vfscache	1	512K	-	1	65536
cluster_save buffer	0	OK	-	55	32,64
VFS hash	1	256K	-	1	32,64
vnodes	1	1K	-	1	512
mount	266	21K	-	481	16,32,64,128,256,4096,32768
vnodemarker	0	OK	-	2497	16384
pfs_nodes	25	3K	-	25	128
pfs_vncache	144	5K	-	386	32
STP	1	1K	-	1	64
GEOM	173	15K	-	1068	
16,32,64,128,256,512,2048,16384,32768,131072					
synccache	1	8K	-	1	
16,32,64,128,256,512,2048,16384,32768,131072					
tlv_stat	0	OK	-	223	
16,32,64,128,256,512,2048,16384,32768,131072					
NFS daemon	1	8K	-	1	
16,32,64,128,256,512,2048,16384,32768,131072					
p1003.1b	1	1K	-	1	16
MD disk	9	18K	-	9	65536
ata_generic	2	2K	-	25	16,16384,32768
ISOFS mount	7	1K	-	13	512

ISOFS node	1439	135K	-	1453	128
CAM SIM	1	1K	-	1	64
CAM XPT	6	1K	-	9	16,64,16384
CAM periph	1	1K	-	1	128
ad_driver	2	1K	-	2	256
pagedep	1	64K	-	105	64
inodedep	1	256K	-	552	256
newblk	1	1K	-	327	64,4096
bmsafemap	0	0K	-	19	64
allocdirect	0	0K	-	326	128
freefrag	0	0K	-	31	32
freeblks	0	0K	-	103	2048
freefile	0	0K	-	175	32
diradd	0	0K	-	590	64
mkdir	0	0K	-	166	32
dirrem	0	0K	-	382	32
savedino	0	0K	-	283	512
UFS mount	15	36K	-	15	2048,65536,131072
ata_dma	6	1K	-	6	256
UMAHash	1	4K	-	5	4096,16384,32768,65536,131072
cdev	26	3K	-	26	256
file desc	111	25K	-	5199	16,1024,2048,16384
VM pgdata	2	65K	-	2	64
sigio	1	1K	-	27	32
kenv	30	5K	-	33	16,32,64,131072
atkbddev	2	1K	-	2	32
kqueue	0	0K	-	88	1024,4096,32768
proc-args	28	2K	-	3970	32,64,128,256,512,1024
isadev	23	2K	-	23	64
zombie	1	1K	-	4651	128
ithread	92	7K	-	92	16,64,256
legacydrv	3	1K	-	3	16
memdesc	1	4K	-	1	131072
nexusdev	2	1K	-	2	16
CAM queue	3	1K	-	3	16
KTRACE	100	10K	-	100	128
kbdmux	5	9K	-	5	128,2048,65536,131072
ITEM	SIZE	LIMIT	USED	FREE	REQUESTS
UMA Kegs:	136,	0,	71,	1,	71
...					

**show system
virtual-memory |
display xml**

```

user@host> show system virtual-memory | display xml
<rpc-reply xmlns:junos="http://xml.juniper.net/junos/10.2R1/junos">
  <system-virtual-memory-information>
    <vmstat-memstat-malloc>
      <memstat-name>CAM dev queue</memstat-name>
      <inuse>1</inuse>
      <memuse>1</memuse>
      <high-use>--</high-use>
      <memstat-req>1</memstat-req>
      <memstat-size>64</memstat-size>
      <memstat-name>entropy</memstat-name>
      <inuse>1024</inuse>
      <memuse>64</memuse>
      <high-use>--</high-use>
      <memstat-req>1024</memstat-req>
      <memstat-size>64</memstat-size>
      <memstat-name>linker</memstat-name>
      <inuse>481</inuse>
      <memuse>1871</memuse>
      <high-use>--</high-use>
    
```

```
<memstat-req>1145</memstat-req>
<memstat-size>16,32,64,4096,32768,131072</memstat-size>
<memstat-name>lockf</memstat-name>
<inuse>56</inuse>
<memuse>4</memuse>
<high-use>--</high-use>
<memstat-req>5998</memstat-req>
<memstat-size>64</memstat-size>
<memstat-name>devbuf</memstat-name>
<inuse>2094</inuse>
<memuse>3877</memuse>
<high-use>--</high-use>
<memstat-req>2099</memstat-req>

<memstat-size>16,32,64,128,512,1024,4096,8192,16384,32768,65536,131072</memstat-size>

<memstat-name>temp</memstat-name>
<inuse>21</inuse>
<memuse>66</memuse>
<high-use>--</high-use>
<memstat-req>3127</memstat-req>

<memstat-size>16,32,64,128,256,512,2048,4096,8192,16384,32768,65536,131072</memstat-size>

<memstat-name>ip6ndp</memstat-name>
<inuse>0</inuse>
<memuse>0</memuse>
<high-use>--</high-use>
<memstat-req>4</memstat-req>
<memstat-size>64</memstat-size>
<memstat-name>in6ifmulti</memstat-name>
<inuse>1</inuse>
<memuse>1</memuse>
<high-use>--</high-use>
<memstat-req>1</memstat-req>
<memstat-size>64</memstat-size>
<memstat-name>in6greentry</memstat-name>
<inuse>1</inuse>
<memuse>1</memuse>
<high-use>--</high-use>
<memstat-req>1</memstat-req>
<memstat-size>64</memstat-size>
<memstat-name>iflogical</memstat-name>
<inuse>13</inuse>
<memuse>3</memuse>
<high-use>--</high-use>
<memstat-req>13</memstat-req>
<memstat-size>64,2048</memstat-size>
<memstat-name>iffamily</memstat-name>
<inuse>28</inuse>
<memuse>4</memuse>
<high-use>--</high-use>
<memstat-req>28</memstat-req>
<memstat-size>32,1024,2048</memstat-size>
<memstat-name>rtnextthop</memstat-name>
<inuse>127</inuse>
<memuse>18</memuse>
<high-use>--</high-use>
<memstat-req>129</memstat-req>
<memstat-size>32,256,512,1024,2048,4096</memstat-size>
<memstat-name>metrics</memstat-name>
```

```

<inuse>3</inuse>
<memuse>1</memuse>
<high-use>--</high-use>
<memstat-req>5</memstat-req>
<memstat-size>256</memstat-size>
<memstat-name>inifmulti</memstat-name>
<inuse>3</inuse>
<memuse>1</memuse>
<high-use>--</high-use>
<memstat-req>3</memstat-req>
<memstat-size>64</memstat-size>
<memstat-name>ingrentry</memstat-name>
<inuse>6</inuse>
<memuse>1</memuse>
<high-use>--</high-use>
<memstat-req>6</memstat-req>
<memstat-size>64</memstat-size>
<memstat-name>rnode</memstat-name>
<inuse>68</inuse>
<memuse>2</memuse>
<high-use>--</high-use>
<memstat-req>76</memstat-req>
<memstat-size>16,32</memstat-size>
<memstat-name>rcache</memstat-name>
<inuse>4</inuse>
<memuse>8</memuse>
<high-use>--</high-use>
<memstat-req>4</memstat-req>
<memstat-size>65536</memstat-size>
<memstat-name>ifdevice</memstat-name>
<inuse>4</inuse>
<memuse>1</memuse>
<high-use>--</high-use>
<memstat-req>4</memstat-req>
<memstat-size>16</memstat-size>
<memstat-name>ifstat</memstat-name>
<inuse>40</inuse>
<memuse>22</memuse>
<high-use>--</high-use>
<memstat-req>40</memstat-req>
<memstat-size>512,16384,32768</memstat-size>
<memstat-name>ipfw</memstat-name>
<inuse>42</inuse>
<memuse>23</memuse>
<high-use>--</high-use>
<memstat-req>91</memstat-req>

<memstat-size>16,32,64,128,256,512,1024,16384,32768,65536,131072</memstat-size>
<memstat-name>ifmaddr</memstat-name>
<inuse>103</inuse>
<memuse>3</memuse>
<high-use>--</high-use>
<memstat-req>103</memstat-req>
<memstat-size>16,32</memstat-size>
<memstat-name>rtable</memstat-name>
<inuse>129</inuse>
<memuse>14</memuse>
<high-use>--</high-use>
<memstat-req>139</memstat-req>
<memstat-size>16,32,64,128,1024,16384</memstat-size>
<memstat-name>sysctl</memstat-name>

```

```

<inuse>0</inuse>
<memuse>0</memuse>
<high-use>--</high-use>
<memstat-req>14847</memstat-req>
<memstat-size>16,32,64,4096,16384,32768</memstat-size>
<memstat-name>ifaddr</memstat-name>
<inuse>29</inuse>
<memuse>3</memuse>
<high-use>--</high-use>
<memstat-req>29</memstat-req>
<memstat-size>64,128</memstat-size>
<memstat-name>mkey</memstat-name>
<inuse>345</inuse>
<memuse>6</memuse>
<high-use>--</high-use>
<memstat-req>2527</memstat-req>
<memstat-size>16,128</memstat-size>
<memstat-name>pfe_ipc</memstat-name>
<inuse>0</inuse>
<memuse>0</memuse>
<high-use>--</high-use>
<memstat-req>1422</memstat-req>

<memstat-size>16,32,64,128,512,1024,2048,8192,16384,32768,65536,131072</memstat-size>

<memstat-name>ifstate</memstat-name>
<inuse>594</inuse>
<memuse>51</memuse>
<high-use>--</high-use>
<memstat-req>655</memstat-req>

<memstat-size>16,32,64,128,256,1024,2048,4096,16384,32768</memstat-size>
<memstat-name>itable16</memstat-name>
<inuse>276</inuse>
<memuse>52</memuse>
<high-use>--</high-use>
<memstat-req>294</memstat-req>
<memstat-size>1024,4096</memstat-size>
<memstat-name>itable32</memstat-name>
<inuse>160</inuse>
<memuse>10</memuse>
<high-use>--</high-use>
<memstat-req>160</memstat-req>
<memstat-size>64</memstat-size>
<memstat-name>itable64</memstat-name>
<inuse>2</inuse>
<memuse>1</memuse>
<high-use>--</high-use>
<memstat-req>2</memstat-req>
<memstat-size>128</memstat-size>
<memstat-name>lr</memstat-name>
<inuse>1</inuse>
<memuse>1</memuse>
<high-use>--</high-use>
<memstat-req>1</memstat-req>
<memstat-size>16384</memstat-size>
<memstat-name>pic</memstat-name>
<inuse>5</inuse>
<memuse>1</memuse>
<high-use>--</high-use>
<memstat-req>5</memstat-req>

```

```

<memstat-size>64,512</memstat-size>
<memstat-name>pfestat</memstat-name>
<inuse>0</inuse>
<memuse>0</memuse>
<high-use>--</high-use>
<memstat-req>162</memstat-req>
<memstat-size>16,32,128,256,16384</memstat-size>
<memstat-name>gencfg</memstat-name>
<inuse>224</inuse>
<memuse>56</memuse>
<high-use>--</high-use>
<memstat-req>540</memstat-req>
<memstat-size>16,32,64,256,512,32768,65536</memstat-size>
<memstat-name>jsr</memstat-name>
<inuse>2</inuse>
<memuse>1</memuse>
<high-use>--</high-use>
<memstat-req>4</memstat-req>
<memstat-size>16</memstat-size>
<memstat-name>idl</memstat-name>
<inuse>0</inuse>
<memuse>0</memuse>
<high-use>--</high-use>
<memstat-req>13</memstat-req>
<memstat-size>16,32,64,128,256,4096,16384,32768,131072</memstat-size>

<memstat-name>rtsmsg</memstat-name>
<inuse>0</inuse>
<memuse>0</memuse>
<high-use>--</high-use>
<memstat-req>2</memstat-req>
<memstat-size>131072</memstat-size>
<memstat-name>module</memstat-name>
<inuse>249</inuse>
<memuse>16</memuse>
<high-use>--</high-use>
<memstat-req>249</memstat-req>
<memstat-size>64,128</memstat-size>
<memstat-name>mtx_pool</memstat-name>
<inuse>1</inuse>
<memuse>8</memuse>
<high-use>--</high-use>
<memstat-req>1</memstat-req>
<memstat-size>64,128</memstat-size>
<memstat-name>DEVFS3</memstat-name>
<inuse>109</inuse>
<memuse>12</memuse>
<high-use>--</high-use>
<memstat-req>117</memstat-req>
<memstat-size>256</memstat-size>
<memstat-name>DEVFS1</memstat-name>
<inuse>102</inuse>
<memuse>23</memuse>
<high-use>--</high-use>
<memstat-req>109</memstat-req>
<memstat-size>2048</memstat-size>
<memstat-name>pgrp</memstat-name>
<inuse>12</inuse>
<memuse>1</memuse>
<high-use>--</high-use>
<memstat-req>21</memstat-req>

```

```
<memstat-size>64</memstat-size>
<memstat-name>session</memstat-name>
<inuse>8</inuse>
<memuse>1</memuse>
<high-use>--</high-use>
<memstat-req>15</memstat-req>
<memstat-size>512</memstat-size>
<memstat-name>proc</memstat-name>
<inuse>2</inuse>
<memuse>1</memuse>
<high-use>--</high-use>
<memstat-req>2</memstat-req>
<memstat-size>16384</memstat-size>
<memstat-name>subproc</memstat-name>
<inuse>244</inuse>
<memuse>496</memuse>
<high-use>--</high-use>
<memstat-req>1522</memstat-req>
<memstat-size>2048,131072</memstat-size>
<memstat-name>cred</memstat-name>
<inuse>30</inuse>
<memuse>4</memuse>
<high-use>--</high-use>
<memstat-req>11409</memstat-req>
<memstat-size>256</memstat-size>
<memstat-name>plimit</memstat-name>
<inuse>17</inuse>
<memuse>4</memuse>
<high-use>--</high-use>
<memstat-req>133</memstat-req>
<memstat-size>2048</memstat-size>
<memstat-name>uidinfo</memstat-name>
<inuse>3</inuse>
<memuse>1</memuse>
<high-use>--</high-use>
<memstat-req>6</memstat-req>
<memstat-size>32,512</memstat-size>
<memstat-name>sysctlpid</memstat-name>
<inuse>1117</inuse>
<memuse>34</memuse>
<high-use>--</high-use>
<memstat-req>1117</memstat-req>
<memstat-size>16,32,64</memstat-size>
<memstat-name>sysctltmp</memstat-name>
<inuse>0</inuse>
<memuse>0</memuse>
<high-use>--</high-use>
<memstat-req>743</memstat-req>
<memstat-size>16,32,64,1024</memstat-size>
<memstat-name>umtx</memstat-name>
<inuse>144</inuse>
<memuse>9</memuse>
<high-use>--</high-use>
<memstat-req>144</memstat-req>
<memstat-size>64</memstat-size>
<memstat-name>SWAP</memstat-name>
<inuse>2</inuse>
<memuse>209</memuse>
<high-use>--</high-use>
<memstat-req>2</memstat-req>
<memstat-size>64</memstat-size>
```

```

<memstat-name>bus</memstat-name>
<inuse>496</inuse>
<memuse>55</memuse>
<high-use>--</high-use>
<memstat-req>1196</memstat-req>
<memstat-size>16,32,64,128,32768</memstat-size>
<memstat-name>bus-sc</memstat-name>
<inuse>23</inuse>
<memuse>33</memuse>
<high-use>--</high-use>
<memstat-req>335</memstat-req>

<memstat-size>16,32,64,512,1024,2048,8192,16384,65536,131072</memstat-size>
<memstat-name>devstat</memstat-name>
<inuse>10</inuse>
<memuse>21</memuse>
<high-use>--</high-use>
<memstat-req>10</memstat-req>
<memstat-size>16,131072</memstat-size>
<memstat-name>eventhandler</memstat-name>
<inuse>35</inuse>
<memuse>2</memuse>
<high-use>--</high-use>
<memstat-req>36</memstat-req>
<memstat-size>32,128</memstat-size>
<memstat-name>kobj</memstat-name>
<inuse>93</inuse>
<memuse>186</memuse>
<high-use>--</high-use>
<memstat-req>111</memstat-req>
<memstat-size>65536</memstat-size>
<memstat-name>DEVFS</memstat-name>
<inuse>8</inuse>
<memuse>1</memuse>
<high-use>--</high-use>
<memstat-req>9</memstat-req>
<memstat-size>16,64</memstat-size>
<memstat-name>rman</memstat-name>
<inuse>71</inuse>
<memuse>5</memuse>
<high-use>--</high-use>
<memstat-req>433</memstat-req>
<memstat-size>16,32,64</memstat-size>
<memstat-name>sbuf</memstat-name>
<inuse>0</inuse>
<memuse>0</memuse>
<high-use>--</high-use>
<memstat-req>522</memstat-req>
<memstat-size>16,32,32768,131072</memstat-size>
<memstat-name>NULLFS hash</memstat-name>
<inuse>1</inuse>
<memuse>1</memuse>
<high-use>--</high-use>
<memstat-req>1</memstat-req>
<memstat-size>64</memstat-size>
<memstat-name>taskqueue</memstat-name>
<inuse>5</inuse>
<memuse>1</memuse>
<high-use>--</high-use>
<memstat-req>5</memstat-req>
<memstat-size>64</memstat-size>

```

```
<memstat-name>turnstiles</memstat-name>
<inuse>145</inuse>
<memuse>10</memuse>
<high-use>--</high-use>
<memstat-req>145</memstat-req>
<memstat-size>64</memstat-size>
<memstat-name>Unitno</memstat-name>
<inuse>8</inuse>
<memuse>1</memuse>
<high-use>--</high-use>
<memstat-req>44</memstat-req>
<memstat-size>16,64</memstat-size>
<memstat-name>ioclops</memstat-name>
<inuse>0</inuse>
<memuse>0</memuse>
<high-use>--</high-use>
<memstat-req>27622</memstat-req>
<memstat-size>16,64,8192,16384,131072</memstat-size>
<memstat-name>iov</memstat-name>
<inuse>0</inuse>
<memuse>0</memuse>
<high-use>--</high-use>
<memstat-req>18578</memstat-req>
<memstat-size>16,64,128,256,512,1024,2048,131072</memstat-size>
<memstat-name>msg</memstat-name>
<inuse>4</inuse>
<memuse>25</memuse>
<high-use>--</high-use>
<memstat-req>4</memstat-req>
<memstat-size>32768,131072</memstat-size>
<memstat-name>sem</memstat-name>
<inuse>4</inuse>
<memuse>7</memuse>
<high-use>--</high-use>
<memstat-req>4</memstat-req>
<memstat-size>16384,32768,131072</memstat-size>
<memstat-name>shm</memstat-name>
<inuse>9</inuse>
<memuse>20</memuse>
<high-use>--</high-use>
<memstat-req>14</memstat-req>
<memstat-size>32768</memstat-size>
<memstat-name>ttys</memstat-name>
<inuse>321</inuse>
<memuse>61</memuse>
<high-use>--</high-use>
<memstat-req>528</memstat-req>
<memstat-size>512,32768</memstat-size>
<memstat-name>ptys</memstat-name>
<inuse>1</inuse>
<memuse>1</memuse>
<high-use>--</high-use>
<memstat-req>1</memstat-req>
<memstat-size>128</memstat-size>
<memstat-name>mbuf_tag</memstat-name>
<inuse>0</inuse>
<memuse>0</memuse>
<high-use>--</high-use>
<memstat-req>23383</memstat-req>
<memstat-size>16</memstat-size>
<memstat-name>soname</memstat-name>
```



```

<inuse>115</inuse>
<memuse>12</memuse>
<high-use>--</high-use>
<memstat-req>24712</memstat-req>
<memstat-size>16,32,64,256</memstat-size>
<memstat-name>pcb</memstat-name>
<inuse>216</inuse>
<memuse>33</memuse>
<high-use>--</high-use>
<memstat-req>484</memstat-req>

<memstat-size>16,32,64,128,1024,2048,4096,16384,32768,65536</memstat-size>
<memstat-name>BIO buffer</memstat-name>
<inuse>43</inuse>
<memuse>86</memuse>
<high-use>--</high-use>
<memstat-req>405</memstat-req>
<memstat-size>65536</memstat-size>
<memstat-name>vfscache</memstat-name>
<inuse>1</inuse>
<memuse>256</memuse>
<high-use>--</high-use>
<memstat-req>1</memstat-req>
<memstat-size>65536</memstat-size>
<memstat-name>cluster_save buffer</memstat-name>
<inuse>0</inuse>
<memuse>0</memuse>
<high-use>--</high-use>
<memstat-req>2</memstat-req>
<memstat-size>32,64</memstat-size>
<memstat-name>VFS hash</memstat-name>
<inuse>1</inuse>
<memuse>128</memuse>
<high-use>--</high-use>
<memstat-req>1</memstat-req>
<memstat-size>32,64</memstat-size>
<memstat-name>vnodes</memstat-name>
<inuse>1</inuse>
<memuse>1</memuse>
<high-use>--</high-use>
<memstat-req>1</memstat-req>
<memstat-size>512</memstat-size>
<memstat-name>mount</memstat-name>
<inuse>290</inuse>
<memuse>23</memuse>
<high-use>--</high-use>
<memstat-req>535</memstat-req>
<memstat-size>16,32,64,128,256,4096,32768</memstat-size>
<memstat-name>vnodemarker</memstat-name>
<inuse>0</inuse>
<memuse>0</memuse>
<high-use>--</high-use>
<memstat-req>498</memstat-req>
<memstat-size>16384</memstat-size>
<memstat-name>pfs_nodes</memstat-name>
<inuse>25</inuse>
<memuse>3</memuse>
<high-use>--</high-use>
<memstat-req>25</memstat-req>
<memstat-size>128</memstat-size>
<memstat-name>pfs_vncache</memstat-name>

```

```
<inuse>27</inuse>
<memuse>1</memuse>
<high-use>--</high-use>
<memstat-req>53</memstat-req>
<memstat-size>32</memstat-size>
<memstat-name>STP</memstat-name>
<inuse>1</inuse>
<memuse>1</memuse>
<high-use>--</high-use>
<memstat-req>1</memstat-req>
<memstat-size>64</memstat-size>
<memstat-name>GEOM</memstat-name>
<inuse>146</inuse>
<memuse>11</memuse>
<high-use>--</high-use>
<memstat-req>1042</memstat-req>

<memstat-size>16,32,64,128,256,512,2048,16384,32768,131072</memstat-size>
<memstat-name>syncache</memstat-name>
<inuse>1</inuse>
<memuse>8</memuse>
<high-use>--</high-use>
<memstat-req>1</memstat-req>

<memstat-size>16,32,64,128,256,512,2048,16384,32768,131072</memstat-size>
<memstat-name>tlv_stat</memstat-name>
<inuse>0</inuse>
<memuse>0</memuse>
<high-use>--</high-use>
<memstat-req>8</memstat-req>

<memstat-size>16,32,64,128,256,512,2048,16384,32768,131072</memstat-size>
<memstat-name>NFS_daemon</memstat-name>
<inuse>1</inuse>
<memuse>8</memuse>
<high-use>--</high-use>
<memstat-req>1</memstat-req>

<memstat-size>16,32,64,128,256,512,2048,16384,32768,131072</memstat-size>
<memstat-name>p1003.1b</memstat-name>
<inuse>1</inuse>
<memuse>1</memuse>
<high-use>--</high-use>
<memstat-req>1</memstat-req>
<memstat-size>16</memstat-size>
<memstat-name>MD_disk</memstat-name>
<inuse>10</inuse>
<memuse>20</memuse>
<high-use>--</high-use>
<memstat-req>10</memstat-req>
<memstat-size>65536</memstat-size>
<memstat-name>ata_generic</memstat-name>
<inuse>1</inuse>
<memuse>1</memuse>
<high-use>--</high-use>
<memstat-req>6</memstat-req>
<memstat-size>16,16384,32768</memstat-size>
<memstat-name>ISOFs_mount</memstat-name>
<inuse>8</inuse>
<memuse>1</memuse>
<high-use>--</high-use>
```

```

<memstat-req>15</memstat-req>
<memstat-size>512</memstat-size>
<memstat-name>ISOF5 node</memstat-name>
<inuse>1440</inuse>
<memuse>135</memuse>
<high-use>--</high-use>
<memstat-req>1457</memstat-req>
<memstat-size>128</memstat-size>
<memstat-name>CAM SIM</memstat-name>
<inuse>1</inuse>
<memuse>1</memuse>
<high-use>--</high-use>
<memstat-req>1</memstat-req>
<memstat-size>64</memstat-size>
<memstat-name>CAM XPT</memstat-name>
<inuse>6</inuse>
<memuse>1</memuse>
<high-use>--</high-use>
<memstat-req>9</memstat-req>
<memstat-size>16,64,16384</memstat-size>
<memstat-name>CAM periph</memstat-name>
<inuse>1</inuse>
<memuse>1</memuse>
<high-use>--</high-use>
<memstat-req>1</memstat-req>
<memstat-size>128</memstat-size>
<memstat-name>ad_driver</memstat-name>
<inuse>1</inuse>
<memuse>1</memuse>
<high-use>--</high-use>
<memstat-req>1</memstat-req>
<memstat-size>256</memstat-size>
<memstat-name>pagedep</memstat-name>
<inuse>1</inuse>
<memuse>32</memuse>
<high-use>--</high-use>
<memstat-req>106</memstat-req>
<memstat-size>64</memstat-size>
<memstat-name>inodedep</memstat-name>
<inuse>1</inuse>
<memuse>128</memuse>
<high-use>--</high-use>
<memstat-req>464</memstat-req>
<memstat-size>256</memstat-size>
<memstat-name>newblk</memstat-name>
<inuse>1</inuse>
<memuse>1</memuse>
<high-use>--</high-use>
<memstat-req>336</memstat-req>
<memstat-size>64,4096</memstat-size>
<memstat-name>bmsafemap</memstat-name>
<inuse>0</inuse>
<memuse>0</memuse>
<high-use>--</high-use>
<memstat-req>63</memstat-req>
<memstat-size>64</memstat-size>
<memstat-name>allocdirect</memstat-name>
<inuse>0</inuse>
<memuse>0</memuse>
<high-use>--</high-use>
<memstat-req>320</memstat-req>

```

```
<memstat-size>128</memstat-size>
<memstat-name>indirdep</memstat-name>
<inuse>0</inuse>
<memuse>0</memuse>
<high-use>--</high-use>
<memstat-req>17</memstat-req>
<memstat-size>32</memstat-size>
<memstat-name>allocindir</memstat-name>
<inuse>0</inuse>
<memuse>0</memuse>
<high-use>--</high-use>
<memstat-req>15</memstat-req>
<memstat-size>64</memstat-size>
<memstat-name>freefrag</memstat-name>
<inuse>0</inuse>
<memuse>0</memuse>
<high-use>--</high-use>
<memstat-req>12</memstat-req>
<memstat-size>32</memstat-size>
<memstat-name>freeblks</memstat-name>
<inuse>0</inuse>
<memuse>0</memuse>
<high-use>--</high-use>
<memstat-req>40</memstat-req>
<memstat-size>2048</memstat-size>
<memstat-name>freefile</memstat-name>
<inuse>0</inuse>
<memuse>0</memuse>
<high-use>--</high-use>
<memstat-req>101</memstat-req>
<memstat-size>32</memstat-size>
<memstat-name>diradd</memstat-name>
<inuse>0</inuse>
<memuse>0</memuse>
<high-use>--</high-use>
<memstat-req>465</memstat-req>
<memstat-size>64</memstat-size>
<memstat-name>mkdir</memstat-name>
<inuse>0</inuse>
<memuse>0</memuse>
<high-use>--</high-use>
<memstat-req>136</memstat-req>
<memstat-size>32</memstat-size>
<memstat-name>dirrem</memstat-name>
<inuse>0</inuse>
<memuse>0</memuse>
<high-use>--</high-use>
<memstat-req>168</memstat-req>
<memstat-size>32</memstat-size>
<memstat-name>newdirblk</memstat-name>
<inuse>0</inuse>
<memuse>0</memuse>
<high-use>--</high-use>
<memstat-req>1</memstat-req>
<memstat-size>32</memstat-size>
<memstat-name>savedino</memstat-name>
<inuse>0</inuse>
<memuse>0</memuse>
<high-use>--</high-use>
<memstat-req>157</memstat-req>
<memstat-size>512</memstat-size>
```

```

<memstat-name>UFS mount</memstat-name>
<inuse>15</inuse>
<memuse>36</memuse>
<high-use>--</high-use>
<memstat-req>15</memstat-req>
<memstat-size>2048,65536,131072</memstat-size>
<memstat-name>ata_dma</memstat-name>
<inuse>2</inuse>
<memuse>1</memuse>
<high-use>--</high-use>
<memstat-req>2</memstat-req>
<memstat-size>256</memstat-size>
<memstat-name>UMAHash</memstat-name>
<inuse>1</inuse>
<memuse>2</memuse>
<high-use>--</high-use>
<memstat-req>4</memstat-req>
<memstat-size>4096,16384,32768,65536</memstat-size>
<memstat-name>cdev</memstat-name>
<inuse>22</inuse>
<memuse>3</memuse>
<high-use>--</high-use>
<memstat-req>22</memstat-req>
<memstat-size>256</memstat-size>
<memstat-name>file_desc</memstat-name>
<inuse>141</inuse>
<memuse>32</memuse>
<high-use>--</high-use>
<memstat-req>1583</memstat-req>
<memstat-size>16,1024,2048,16384</memstat-size>
<memstat-name>VM_pgdata</memstat-name>
<inuse>2</inuse>
<memuse>65</memuse>
<high-use>--</high-use>
<memstat-req>2</memstat-req>
<memstat-size>64</memstat-size>
<memstat-name>sigio</memstat-name>
<inuse>1</inuse>
<memuse>1</memuse>
<high-use>--</high-use>
<memstat-req>20</memstat-req>
<memstat-size>32</memstat-size>
<memstat-name>kenv</memstat-name>
<inuse>24</inuse>
<memuse>5</memuse>
<high-use>--</high-use>
<memstat-req>27</memstat-req>
<memstat-size>16,32,64,131072</memstat-size>
<memstat-name>atkbddev</memstat-name>
<inuse>2</inuse>
<memuse>1</memuse>
<high-use>--</high-use>
<memstat-req>2</memstat-req>
<memstat-size>32</memstat-size>
<memstat-name>kqueue</memstat-name>
<inuse>15</inuse>
<memuse>9</memuse>
<high-use>--</high-use>
<memstat-req>19</memstat-req>
<memstat-size>1024,4096,32768</memstat-size>
<memstat-name>proc_args</memstat-name>

```

```
<inuse>57</inuse>
<memuse>3</memuse>
<high-use>--</high-use>
<memstat-req>1001</memstat-req>
<memstat-size>16,32,64,128,256,512,1024</memstat-size>
<memstat-name>isadev</memstat-name>
<inuse>21</inuse>
<memuse>2</memuse>
<high-use>--</high-use>
<memstat-req>21</memstat-req>
<memstat-size>64</memstat-size>
<memstat-name>zombie</memstat-name>
<inuse>0</inuse>
<memuse>0</memuse>
<high-use>--</high-use>
<memstat-req>1278</memstat-req>
<memstat-size>128</memstat-size>
<memstat-name>ithread</memstat-name>
<inuse>69</inuse>
<memuse>5</memuse>
<high-use>--</high-use>
<memstat-req>69</memstat-req>
<memstat-size>16,64,256</memstat-size>
<memstat-name>legacydrv</memstat-name>
<inuse>4</inuse>
<memuse>1</memuse>
<high-use>--</high-use>
<memstat-req>4</memstat-req>
<memstat-size>16</memstat-size>
<memstat-name>memdesc</memstat-name>
<inuse>1</inuse>
<memuse>4</memuse>
<high-use>--</high-use>
<memstat-req>1</memstat-req>
<memstat-size>131072</memstat-size>
<memstat-name>nexusdev</memstat-name>
<inuse>2</inuse>
<memuse>1</memuse>
<high-use>--</high-use>
<memstat-req>2</memstat-req>
<memstat-size>16</memstat-size>
<memstat-name>CAM queue</memstat-name>
<inuse>3</inuse>
<memuse>1</memuse>
<high-use>--</high-use>
<memstat-req>3</memstat-req>
<memstat-size>16</memstat-size>
<memstat-name>$PIR</memstat-name>
<inuse>4</inuse>
<memuse>1</memuse>
<high-use>--</high-use>
<memstat-req>4</memstat-req>
<memstat-size>32</memstat-size>
<memstat-name>KTRACE</memstat-name>
<inuse>100</inuse>
<memuse>10</memuse>
<high-use>--</high-use>
<memstat-req>100</memstat-req>
<memstat-size>128</memstat-size>
<memstat-name>kbdmux</memstat-name>
<inuse>5</inuse>
```

```

    <memuse>9</memuse>
    <high-use>--</high-use>
    <memstat-req>5</memstat-req>
    <memstat-size>128,2048,65536,131072</memstat-size>
</vmstat-memstat-malloc>
<vmstat-memstat-zone>
    <zone-name>UMA Kegs:</zone-name>
    <zone-size>136</zone-size>
    <count-limit>0</count-limit>
    <used>71</used>
    <free>1</free>
    <zone-req>71</zone-req>
    <zone-name>UMA Zones:</zone-name>
    <zone-size>120</zone-size>
    <count-limit>0</count-limit>
    <used>71</used>
    <free>19</free>
    <zone-req>71</zone-req>
    <zone-name>UMA Slabs:</zone-name>
    <zone-size>64</zone-size>
    <count-limit>0</count-limit>
    <used>490</used>
    <free>41</free>
    <zone-req>579</zone-req>
    <zone-name>UMA RCntSlabs:</zone-name>
    <zone-size>104</zone-size>
    <count-limit>0</count-limit>
    <used>276</used>
    <free>20</free>
    <zone-req>276</zone-req>
    <zone-name>UMA Hash:</zone-name>
    <zone-size>128</zone-size>
    <count-limit>0</count-limit>
    <used>4</used>
    <free>26</free>
    <zone-req>5</zone-req>
    <zone-name>16 Bucket:</zone-name>
    <zone-size>76</zone-size>
    <count-limit>0</count-limit>
    <used>30</used>
    <free>20</free>
    <zone-req>30</zone-req>
    <zone-name>32 Bucket:</zone-name>
    <zone-size>140</zone-size>
    <count-limit>0</count-limit>
    <used>33</used>
    <free>23</free>
    <zone-req>33</zone-req>
    <zone-name>64 Bucket:</zone-name>
    <zone-size>268</zone-size>
    <count-limit>0</count-limit>
    <used>33</used>
    <free>9</free>
    <zone-req>33</zone-req>
    <zone-name>128 Bucket:</zone-name>
    <zone-size>524</zone-size>
    <count-limit>0</count-limit>
    <used>49</used>
    <free>0</free>
    <zone-req>49</zone-req>
    <zone-name>VM OBJECT:</zone-name>

```

```
<zone-size>128</zone-size>
<count-limit>0</count-limit>
<used>2111</used>
<free>79</free>
<zone-req>25214</zone-req>
<zone-name>MAP:</zone-name>
<zone-size>160</zone-size>
<count-limit>0</count-limit>
<used>7</used>
<free>41</free>
<zone-req>7</zone-req>
<zone-name>KMAP ENTRY:</zone-name>
<zone-size>68</zone-size>
<count-limit>35336</count-limit>
<used>19</used>
<free>149</free>
<zone-req>2397</zone-req>
<zone-name>MAP ENTRY:</zone-name>
<zone-size>68</zone-size>
<count-limit>0</count-limit>
<used>2031</used>
<free>153</free>
<zone-req>62417</zone-req>
<zone-name>PV ENTRY:</zone-name>
<zone-size>24</zone-size>
<count-limit>509095</count-limit>
<used>57177</used>
<free>6333</free>
<zone-req>1033683</zone-req>
<zone-name>DP fakepg:</zone-name>
<zone-size>72</zone-size>
<count-limit>0</count-limit>
<used>0</used>
<free>0</free>
<zone-req>0</zone-req>
<zone-name>mt_zone:</zone-name>
<zone-size>64</zone-size>
<count-limit>0</count-limit>
<used>238</used>
<free>57</free>
<zone-req>238</zone-req>
<zone-name>16:</zone-name>
<zone-size>16</zone-size>
<count-limit>0</count-limit>
<used>2114</used>
<free>119</free>
<zone-req>80515</zone-req>
<zone-name>32:</zone-name>
<zone-size>32</zone-size>
<count-limit>0</count-limit>
<used>1335</used>
<free>134</free>
<zone-req>10259</zone-req>
<zone-name>64:</zone-name>
<zone-size>64</zone-size>
<count-limit>0</count-limit>
<used>3529</used>
<free>129</free>
<zone-req>29110</zone-req>
<zone-name>96:</zone-name>
<zone-size>96</zone-size>
```



```
<count-limit>0</count-limit>
<used>2062</used>
<free>58</free>
<zone-req>4365</zone-req>
<zone-name>112:</zone-name>
<zone-size>112</zone-size>
<count-limit>0</count-limit>
<used>361</used>
<free>164</free>
<zone-req>24613</zone-req>
<zone-name>128:</zone-name>
<zone-size>128</zone-size>
<count-limit>0</count-limit>
<used>359</used>
<free>61</free>
<zone-req>942</zone-req>
<zone-name>160:</zone-name>
<zone-size>160</zone-size>
<count-limit>0</count-limit>
<used>364</used>
<free>44</free>
<zone-req>577</zone-req>
<zone-name>224:</zone-name>
<zone-size>224</zone-size>
<count-limit>0</count-limit>
<used>422</used>
<free>20</free>
<zone-req>1950</zone-req>
<zone-name>256:</zone-name>
<zone-size>256</zone-size>
<count-limit>0</count-limit>
<used>204</used>
<free>36</free>
<zone-req>1225</zone-req>
<zone-name>288:</zone-name>
<zone-size>288</zone-size>
<count-limit>0</count-limit>
<used>2</used>
<free>24</free>
<zone-req>10</zone-req>
<zone-name>512:</zone-name>
<zone-size>512</zone-size>
<count-limit>0</count-limit>
<used>49</used>
<free>7</free>
<zone-req>911</zone-req>
<zone-name>1024:</zone-name>
<zone-size>1024</zone-size>
<count-limit>0</count-limit>
<used>213</used>
<free>11</free>
<zone-req>1076</zone-req>
<zone-name>2048:</zone-name>
<zone-size>2048</zone-size>
<count-limit>0</count-limit>
<used>199</used>
<free>113</free>
<zone-req>640</zone-req>
<zone-name>4096:</zone-name>
<zone-size>4096</zone-size>
<count-limit>0</count-limit>
```

```
<used>144</used>
<free>7</free>
<zone-req>2249</zone-req>
<zone-name>Files:</zone-name>
<zone-size>72</zone-size>
<count-limit>0</count-limit>
<used>665</used>
<free>77</free>
<zone-req>16457</zone-req>
<zone-name>MAC labels:</zone-name>
<zone-size>20</zone-size>
<count-limit>0</count-limit>
<used>3998</used>
<free>227</free>
<zone-req>21947</zone-req>
<zone-name>PROC:</zone-name>
<zone-size>544</zone-size>
<count-limit>0</count-limit>
<used>116</used>
<free>10</free>
<zone-req>1394</zone-req>
<zone-name>THREAD:</zone-name>
<zone-size>416</zone-size>
<count-limit>0</count-limit>
<used>127</used>
<free>17</free>
<zone-req>131</zone-req>
<zone-name>KSEGRP:</zone-name>
<zone-size>88</zone-size>
<count-limit>0</count-limit>
<used>127</used>
<free>73</free>
<zone-req>131</zone-req>
<zone-name>UPCALL:</zone-name>
<zone-size>44</zone-size>
<count-limit>0</count-limit>
<used>0</used>
<free>0</free>
<zone-req>0</zone-req>
<zone-name>SLEEPQUEUE:</zone-name>
<zone-size>32</zone-size>
<count-limit>0</count-limit>
<used>145</used>
<free>194</free>
<zone-req>145</zone-req>
<zone-name>VMSPACE:</zone-name>
<zone-size>268</zone-size>
<count-limit>0</count-limit>
<used>57</used>
<free>13</free>
<zone-req>1335</zone-req>
<zone-name>mbuf_packet:</zone-name>
<zone-size>256</zone-size>
<count-limit>180000</count-limit>
<used>256</used>
<free>128</free>
<zone-req>49791</zone-req>
<zone-name>mbuf:</zone-name>
<zone-size>256</zone-size>
<count-limit>180000</count-limit>
<used>50</used>
```

```

<free>466</free>
<zone-req>105183</zone-req>
<zone-name>mbuf_cluster:</zone-name>
<zone-size>2048</zone-size>
<count-limit>25190</count-limit>
<used>387</used>
<free>165</free>
<zone-req>5976</zone-req>
<zone-name>mbuf_jumbo_pagesize:</zone-name>
<zone-size>4096</zone-size>
<count-limit>0</count-limit>
<used>0</used>
<free>0</free>
<zone-req>0</zone-req>
<zone-name>mbuf_jumbo_9k:</zone-name>
<zone-size>9216</zone-size>
<count-limit>0</count-limit>
<used>0</used>
<free>0</free>
<zone-req>0</zone-req>
<zone-name>mbuf_jumbo_16k:</zone-name>
<zone-size>16384</zone-size>
<count-limit>0</count-limit>
<used>0</used>
<free>0</free>
<zone-req>0</zone-req>
<zone-name>ACL UMA zone:</zone-name>
<zone-size>388</zone-size>
<count-limit>0</count-limit>
<used>0</used>
<free>0</free>
<zone-req>0</zone-req>
<zone-name>g_bio:</zone-name>
<zone-size>132</zone-size>
<count-limit>0</count-limit>
<used>0</used>
<free>174</free>
<zone-req>69750</zone-req>
<zone-name>ata_request:</zone-name>
<zone-size>200</zone-size>
<count-limit>0</count-limit>
<used>0</used>
<free>57</free>
<zone-req>5030</zone-req>
<zone-name>ata_composite:</zone-name>
<zone-size>192</zone-size>
<count-limit>0</count-limit>
<used>0</used>
<free>0</free>
<zone-req>0</zone-req>
<zone-name>GENCFG:</zone-name>
<zone-size>72</zone-size>
<count-limit>1000004</count-limit>
<used>57</used>
<free>102</free>
<zone-req>57</zone-req>
<zone-name>VNODE:</zone-name>
<zone-size>292</zone-size>
<count-limit>0</count-limit>
<used>2718</used>
<free>25</free>

```

```
<zone-req>2922</zone-req>
<zone-name>VNODEPOLL:</zone-name>
<zone-size>72</zone-size>
<count-limit>0</count-limit>
<used>0</used>
<free>0</free>
<zone-req>0</zone-req>
<zone-name>S VFS Cache:</zone-name>
<zone-size>68</zone-size>
<count-limit>0</count-limit>
<used>2500</used>
<free>76</free>
<zone-req>3824</zone-req>
<zone-name>L VFS Cache:</zone-name>
<zone-size>291</zone-size>
<count-limit>0</count-limit>
<used>51</used>
<free>14</free>
<zone-req>63</zone-req>
<zone-name>NAMEI:</zone-name>
<zone-size>1024</zone-size>
<count-limit>0</count-limit>
<used>0</used>
<free>8</free>
<zone-req>5330</zone-req>
<zone-name>NFSMOUNT:</zone-name>
<zone-size>480</zone-size>
<count-limit>0</count-limit>
<used>0</used>
<free>0</free>
<zone-req>0</zone-req>
<zone-name>NFSNODE:</zone-name>
<zone-size>460</zone-size>
<count-limit>0</count-limit>
<used>0</used>
<free>0</free>
<zone-req>0</zone-req>
<zone-name>PIPE:</zone-name>
<zone-size>404</zone-size>
<count-limit>0</count-limit>
<used>27</used>
<free>9</free>
<zone-req>717</zone-req>
<zone-name>KNOTE:</zone-name>
<zone-size>72</zone-size>
<count-limit>0</count-limit>
<used>42</used>
<free>64</free>
<zone-req>3311</zone-req>
<zone-name>socket:</zone-name>
<zone-size>412</zone-size>
<count-limit>25191</count-limit>
<used>343</used>
<free>8</free>
<zone-req>2524</zone-req>
<zone-name>unpcb:</zone-name>
<zone-size>140</zone-size>
<count-limit>25200</count-limit>
<used>170</used>
<free>26</free>
<zone-req>2157</zone-req>
```

```

<zone-name>ipq:</zone-name>
<zone-size>52</zone-size>
<count-limit>216</count-limit>
<used>0</used>
<free>0</free>
<zone-req>0</zone-req>
<zone-name>udpcb:</zone-name>
<zone-size>232</zone-size>
<count-limit>25194</count-limit>
<used>19</used>
<free>32</free>
<zone-req>31</zone-req>
<zone-name>inpcb:</zone-name>
<zone-size>232</zone-size>
<count-limit>25194</count-limit>
<used>40</used>
<free>28</free>
<zone-req>105</zone-req>
<zone-name>tcpcb:</zone-name>
<zone-size>520</zone-size>
<count-limit>25193</count-limit>
<used>40</used>
<free>16</free>
<zone-req>105</zone-req>
<zone-name>tcptw:</zone-name>
<zone-size>56</zone-size>
<count-limit>5092</count-limit>
<used>0</used>
<free>0</free>
<zone-req>0</zone-req>
<zone-name>syncache:</zone-name>
<zone-size>128</zone-size>
<count-limit>15360</count-limit>
<used>0</used>
<free>60</free>
<zone-req>55</zone-req>
<zone-name>tcpreass:</zone-name>
<zone-size>20</zone-size>
<count-limit>1690</count-limit>
<used>0</used>
<free>0</free>
<zone-req>0</zone-req>
<zone-name>sackhole:</zone-name>
<zone-size>20</zone-size>
<count-limit>0</count-limit>
<used>0</used>
<free>0</free>
<zone-req>0</zone-req>
<zone-name>ripcb:</zone-name>
<zone-size>232</zone-size>
<count-limit>25194</count-limit>
<used>5</used>
<free>29</free>
<zone-req>5</zone-req>
<zone-name>SWAPMETA:</zone-name>
<zone-size>276</zone-size>
<count-limit>94948</count-limit>
<used>0</used>
<free>0</free>
<zone-req>0</zone-req>
<zone-name>FFS inode:</zone-name>

```

```

    <zone-size>132</zone-size>
    <count-limit>0</count-limit>
    <used>1146</used>
    <free>72</free>
    <zone-req>1306</zone-req>
    <zone-name>FFS1 dinode:</zone-name>
    <zone-size>128</zone-size>
    <count-limit>0</count-limit>
    <used>1146</used>
    <free>24</free>
    <zone-req>1306</zone-req>
    <zone-name>FFS2 dinode:</zone-name>
    <zone-size>256</zone-size>
    <count-limit>0</count-limit>
    <used>0</used>
    <free>0</free>
    <zone-req>0</zone-req>
  </vmstat-memstat-zone>
  <vmstat-sumstat>
    <cpu-context-switch>934906</cpu-context-switch>
    <dev-intr>1707986</dev-intr>
    <soft-intr>33819</soft-intr>
    <traps>203604</traps>
    <sys-calls>1200636</sys-calls>
    <kernel-thrds>60</kernel-thrds>
    <fork-calls>1313</fork-calls>
    <vfork-calls>21</vfork-calls>
    <rfork-calls>0</rfork-calls>
    <swap-pageins>0</swap-pageins>
    <swap-pagedin>0</swap-pagedin>
    <swap-pageouts>0</swap-pageouts>
    <swap-pagedout>0</swap-pagedout>
    <vnode-pageins>23094</vnode-pageins>
    <vnode-pagedin>23119</vnode-pagedin>
    <vnode-pageouts>226</vnode-pageouts>
    <vnode-pagedout>3143</vnode-pagedout>
    <page-daemon-wakeup>0</page-daemon-wakeup>
    <page-daemon-examined-pages>0</page-daemon-examined-pages>
    <pages-reactivated>8821</pages-reactivated>
    <copy-on-write-faults>48364</copy-on-write-faults>
    <copy-on-write-optimized-faults>31</copy-on-write-optimized-faults>
    <zero-fill-pages-zeroed>74665</zero-fill-pages-zeroed>
    <zero-fill-pages-prezeroed>70061</zero-fill-pages-prezeroed>
    <transit-blocking-page-faults>85</transit-blocking-page-faults>
    <total-vm-faults>191824</total-vm-faults>

  <pages-affected-by-kernel-thrd-creat>0</pages-affected-by-kernel-thrd-creat>
  <pages-affected-by-fork>95343</pages-affected-by-fork>
  <pages-affected-by-vfork>3526</pages-affected-by-vfork>
  <pages-affected-by-rfork>0</pages-affected-by-rfork>
  <pages-freed>221502</pages-freed>
  <pages-freed-by-daemon>0</pages-freed-by-daemon>
  <pages-freed-by-exiting-proc>75630</pages-freed-by-exiting-proc>
  <pages-active>45826</pages-active>
  <pages-inactive>13227</pages-inactive>
  <pages-in-vm-cache>49278</pages-in-vm-cache>
  <pages-wired-down>10640</pages-wired-down>
  <pages-free>70706</pages-free>
  <bytes-per-page>4096</bytes-per-page>
  <swap-pages-used>0</swap-pages-used>
  <peak-swap-pages-used>0</peak-swap-pages-used>

```

```

<total-name-lookups>214496</total-name-lookups>
<positive-cache-hits>92</positive-cache-hits>
<negative-cache-hits>5</negative-cache-hits>
<pass2>0</pass2>
<cache-deletions>0</cache-deletions>
<cache-falsehits>0</cache-falsehits>
<toolong>0</toolong>
</vmstat-sumstat>
<vmstat-intr>
  <intr-name>irq0: clk          </intr-name>
  <intr-cnt>1243455</intr-cnt>
  <intr-rate>999</intr-rate>
  <intr-name>irq4: sio0        </intr-name>
  <intr-cnt>1140</intr-cnt>
  <intr-rate>0</intr-rate>
  <intr-name>irq8: rtc         </intr-name>
  <intr-cnt>159164</intr-cnt>
  <intr-rate>127</intr-rate>
  <intr-name>irq9: cbb1 fxp0   </intr-name>
  <intr-cnt>28490</intr-cnt>
  <intr-rate>22</intr-rate>
  <intr-name>irq10: fxp1       </intr-name>
  <intr-cnt>20593</intr-cnt>
  <intr-rate>16</intr-rate>
  <intr-name>irq14: ata0       </intr-name>
  <intr-cnt>5031</intr-cnt>
  <intr-rate>4</intr-rate>
  <intr-name>Total</intr-name>
  <intr-cnt>1457873</intr-cnt>
  <intr-rate>1171</intr-rate>
</vmstat-intr>
<vm-kernel-state>
  <vm-kmem-map-free>248524800</vm-kmem-map-free>
</vm-kernel-state>
</system-virtual-memory-information>
<cli>
  <banner></banner>
</cli>
</rpc-reply>

```

```

show system virtual-memory (QFX Series)
user@switch> show system virtual-memory | display xml
<rpc-reply xmlns:junos="http://xml.juniper.net/junos/11.1R1/junos">
  <system-virtual-memory-information>
    <vmstat-memstat-malloc>
      <memstat-name>CAM dev queue</memstat-name>
      <inuse>1</inuse>
      <memuse>1</memuse>
      <high-use>-</high-use>
      <memstat-req>1</memstat-req>
      <memstat-size>64</memstat-size>
      <memstat-name>entropy</memstat-name>
      <inuse>1024</inuse>
      <memuse>64</memuse>
      <high-use>-</high-use>
      <memstat-req>1024</memstat-req>
      <memstat-size>64</memstat-size>
      <memstat-name>linker</memstat-name>
      <inuse>481</inuse>
      <memuse>1871</memuse>
      <high-use>-</high-use>
      <memstat-req>1145</memstat-req>
    
```

```
<memstat-size>16,32,64,4096,32768,131072</memstat-size>
<memstat-name>lockf</memstat-name>
<inuse>56</inuse>
<memuse>4</memuse>
<high-use>--</high-use>
<memstat-req>5998</memstat-req>
<memstat-size>64</memstat-size>
<memstat-name>devbuf</memstat-name>
<inuse>2094</inuse>
<memuse>3877</memuse>
<high-use>--</high-use>
<memstat-req>2099</memstat-req>

<memstat-size>16,32,64,128,512,1024,4096,8192,16384,32768,65536,131072</memstat-size>

<memstat-name>temp</memstat-name>
<inuse>21</inuse>
<memuse>66</memuse>
<high-use>--</high-use>
<memstat-req>3127</memstat-req>

<memstat-size>16,32,64,128,256,512,2048,4096,8192,16384,32768,65536,131072</memstat-size>

<memstat-name>ip6ndp</memstat-name>
<inuse>0</inuse>
<memuse>0</memuse>
<high-use>--</high-use>
<memstat-req>4</memstat-req>
<memstat-size>64</memstat-size>
<memstat-name>in6ifmulti</memstat-name>
<inuse>1</inuse>
<memuse>1</memuse>
<high-use>--</high-use>
<memstat-req>1</memstat-req>
<memstat-size>64</memstat-size>
<memstat-name>in6grenty</memstat-name>
<inuse>1</inuse>
<memuse>1</memuse>
<high-use>--</high-use>
<memstat-req>1</memstat-req>
<memstat-size>64</memstat-size>
<memstat-name>iflogical</memstat-name>
<inuse>13</inuse>
<memuse>3</memuse>
<high-use>--</high-use>
<memstat-req>13</memstat-req>
<memstat-size>64,2048</memstat-size>
<memstat-name>iffamily</memstat-name>
<inuse>28</inuse>
<memuse>4</memuse>
<high-use>--</high-use>
<memstat-req>28</memstat-req>
<memstat-size>32,1024,2048</memstat-size>
<memstat-name>rtnexthop</memstat-name>
<inuse>127</inuse>
<memuse>18</memuse>
<high-use>--</high-use>
<memstat-req>129</memstat-req>
<memstat-size>32,256,512,1024,2048,4096</memstat-size>
<memstat-name>metrics</memstat-name>
<inuse>3</inuse>
```



```

<memuse>1</memuse>
<high-use>--</high-use>
<memstat-req>5</memstat-req>
<memstat-size>256</memstat-size>
<memstat-name>inifmulti</memstat-name>
<inuse>3</inuse>
<memuse>1</memuse>
<high-use>--</high-use>
<memstat-req>3</memstat-req>
<memstat-size>64</memstat-size>
<memstat-name>ingrentry</memstat-name>
<inuse>6</inuse>
<memuse>1</memuse>
<high-use>--</high-use>
<memstat-req>6</memstat-req>
<memstat-size>64</memstat-size>
<memstat-name>rnode</memstat-name>
<inuse>68</inuse>
<memuse>2</memuse>
<high-use>--</high-use>
<memstat-req>76</memstat-req>
<memstat-size>16,32</memstat-size>
<memstat-name>rcache</memstat-name>
<inuse>4</inuse>
<memuse>8</memuse>
<high-use>--</high-use>
<memstat-req>4</memstat-req>
<memstat-size>65536</memstat-size>
<memstat-name>ifdevice</memstat-name>
<inuse>4</inuse>
<memuse>1</memuse>
<high-use>--</high-use>
<memstat-req>4</memstat-req>
<memstat-size>16</memstat-size>
<memstat-name>ifstat</memstat-name>
<inuse>40</inuse>
<memuse>22</memuse>
<high-use>--</high-use>
<memstat-req>40</memstat-req>
<memstat-size>512,16384,32768</memstat-size>
<memstat-name>ipfw</memstat-name>
<inuse>42</inuse>
<memuse>23</memuse>
<high-use>--</high-use>
<memstat-req>91</memstat-req>

<memstat-size>16,32,64,128,256,512,1024,16384,32768,65536,131072</memstat-size>
<memstat-name>ifmaddr</memstat-name>
<inuse>103</inuse>
<memuse>3</memuse>
<high-use>--</high-use>
<memstat-req>103</memstat-req>
<memstat-size>16,32</memstat-size>
<memstat-name>rtable</memstat-name>
<inuse>129</inuse>
<memuse>14</memuse>
<high-use>--</high-use>
<memstat-req>139</memstat-req>
<memstat-size>16,32,64,128,1024,16384</memstat-size>
<memstat-name>sysctl</memstat-name>
<inuse>0</inuse>

```

```
<memuse>0</memuse>
<high-use>--</high-use>
<memstat-req>14847</memstat-req>
<memstat-size>16,32,64,4096,16384,32768</memstat-size>
<memstat-name>ifaddr</memstat-name>
<inuse>29</inuse>
<memuse>3</memuse>
<high-use>--</high-use>
<memstat-req>29</memstat-req>
<memstat-size>64,128</memstat-size>
<memstat-name>mkey</memstat-name>
<inuse>345</inuse>
<memuse>6</memuse>
<high-use>--</high-use>
<memstat-req>2527</memstat-req>
<memstat-size>16,128</memstat-size>
<memstat-name>pfe_ipc</memstat-name>
<inuse>0</inuse>
<memuse>0</memuse>
<high-use>--</high-use>
<memstat-req>1422</memstat-req>

<memstat-size>16,32,64,128,512,1024,2048,8192,16384,32768,65536,131072</memstat-size>

<memstat-name>ifstate</memstat-name>
<inuse>594</inuse>
<memuse>51</memuse>
<high-use>--</high-use>
<memstat-req>655</memstat-req>

<memstat-size>16,32,64,128,256,1024,2048,4096,16384,32768</memstat-size>
<memstat-name>itable16</memstat-name>
<inuse>276</inuse>
<memuse>52</memuse>
<high-use>--</high-use>
<memstat-req>294</memstat-req>
<memstat-size>1024,4096</memstat-size>
<memstat-name>itable32</memstat-name>
<inuse>160</inuse>
<memuse>10</memuse>
<high-use>--</high-use>
<memstat-req>160</memstat-req>
<memstat-size>64</memstat-size>
<memstat-name>itable64</memstat-name>
<inuse>2</inuse>
<memuse>1</memuse>
<high-use>--</high-use>
<memstat-req>2</memstat-req>
<memstat-size>128</memstat-size>
<memstat-name>lr</memstat-name>
<inuse>1</inuse>
<memuse>1</memuse>
<high-use>--</high-use>
<memstat-req>1</memstat-req>
<memstat-size>16384</memstat-size>
<memstat-name>pic</memstat-name>
<inuse>5</inuse>
<memuse>1</memuse>
<high-use>--</high-use>
<memstat-req>5</memstat-req>
<memstat-size>64,512</memstat-size>
```

```

<memstat-name>pfestat</memstat-name>
<inuse>0</inuse>
<memuse>0</memuse>
<high-use>--</high-use>
<memstat-req>162</memstat-req>
<memstat-size>16,32,128,256,16384</memstat-size>
<memstat-name>gencfg</memstat-name>
<inuse>224</inuse>
<memuse>56</memuse>
<high-use>--</high-use>
<memstat-req>540</memstat-req>
<memstat-size>16,32,64,256,512,32768,65536</memstat-size>
<memstat-name>jsr</memstat-name>
<inuse>2</inuse>
<memuse>1</memuse>
<high-use>--</high-use>
<memstat-req>4</memstat-req>
<memstat-size>16</memstat-size>
<memstat-name>idl</memstat-name>
<inuse>0</inuse>
<memuse>0</memuse>
<high-use>--</high-use>
<memstat-req>13</memstat-req>
<memstat-size>16,32,64,128,256,4096,16384,32768,131072</memstat-size>

<memstat-name>rtsmsg</memstat-name>
<inuse>0</inuse>
<memuse>0</memuse>
<high-use>--</high-use>
<memstat-req>2</memstat-req>
<memstat-size>131072</memstat-size>
<memstat-name>module</memstat-name>
<inuse>249</inuse>
<memuse>16</memuse>
<high-use>--</high-use>
<memstat-req>249</memstat-req>
<memstat-size>64,128</memstat-size>
<memstat-name>mtx_pool</memstat-name>
<inuse>1</inuse>
<memuse>8</memuse>
<high-use>--</high-use>
<memstat-req>1</memstat-req>
<memstat-size>64,128</memstat-size>
<memstat-name>DEVFS3</memstat-name>
<inuse>109</inuse>
<memuse>12</memuse>
<high-use>--</high-use>
<memstat-req>117</memstat-req>
<memstat-size>256</memstat-size>
<memstat-name>DEVFS1</memstat-name>
<inuse>102</inuse>
<memuse>23</memuse>
<high-use>--</high-use>
<memstat-req>109</memstat-req>
<memstat-size>2048</memstat-size>
<memstat-name>pgrp</memstat-name>
<inuse>12</inuse>
<memuse>1</memuse>
<high-use>--</high-use>
<memstat-req>21</memstat-req>
<memstat-size>64</memstat-size>

```

```
<memstat-name>session</memstat-name>
<inuse>8</inuse>
<memuse>1</memuse>
<high-use>--</high-use>
<memstat-req>15</memstat-req>
<memstat-size>512</memstat-size>
<memstat-name>proc</memstat-name>
<inuse>2</inuse>
<memuse>1</memuse>
<high-use>--</high-use>
<memstat-req>2</memstat-req>
<memstat-size>16384</memstat-size>
<memstat-name>subproc</memstat-name>
<inuse>244</inuse>
<memuse>496</memuse>
<high-use>--</high-use>
<memstat-req>1522</memstat-req>
<memstat-size>2048,131072</memstat-size>
<memstat-name>cred</memstat-name>
<inuse>30</inuse>
<memuse>4</memuse>
<high-use>--</high-use>
<memstat-req>11409</memstat-req>
<memstat-size>256</memstat-size>
<memstat-name>plimit</memstat-name>
<inuse>17</inuse>
<memuse>4</memuse>
<high-use>--</high-use>
<memstat-req>133</memstat-req>
<memstat-size>2048</memstat-size>
<memstat-name>uidinfo</memstat-name>
<inuse>3</inuse>
<memuse>1</memuse>
<high-use>--</high-use>
<memstat-req>6</memstat-req>
<memstat-size>32,512</memstat-size>
<memstat-name>sysctluid</memstat-name>
<inuse>1117</inuse>
<memuse>34</memuse>
<high-use>--</high-use>
<memstat-req>1117</memstat-req>
<memstat-size>16,32,64</memstat-size>
<memstat-name>sysctltmp</memstat-name>
<inuse>0</inuse>
<memuse>0</memuse>
<high-use>--</high-use>
<memstat-req>743</memstat-req>
<memstat-size>16,32,64,1024</memstat-size>
<memstat-name>umtx</memstat-name>
<inuse>144</inuse>
<memuse>9</memuse>
<high-use>--</high-use>
<memstat-req>144</memstat-req>
<memstat-size>64</memstat-size>
<memstat-name>SWAP</memstat-name>
<inuse>2</inuse>
<memuse>209</memuse>
<high-use>--</high-use>
<memstat-req>2</memstat-req>
<memstat-size>64</memstat-size>
<memstat-name>bus</memstat-name>
```

```

<inuse>496</inuse>
<memuse>55</memuse>
<high-use>--</high-use>
<memstat-req>1196</memstat-req>
<memstat-size>16,32,64,128,32768</memstat-size>
<memstat-name>bus-sc</memstat-name>
<inuse>23</inuse>
<memuse>33</memuse>
<high-use>--</high-use>
<memstat-req>335</memstat-req>

<memstat-size>16,32,64,512,1024,2048,8192,16384,65536,131072</memstat-size>
<memstat-name>devstat</memstat-name>
<inuse>10</inuse>
<memuse>21</memuse>
<high-use>--</high-use>
<memstat-req>10</memstat-req>
<memstat-size>16,131072</memstat-size>
<memstat-name>eventhandler</memstat-name>
<inuse>35</inuse>
<memuse>2</memuse>
<high-use>--</high-use>
<memstat-req>36</memstat-req>
<memstat-size>32,128</memstat-size>
<memstat-name>kobj</memstat-name>
<inuse>93</inuse>
<memuse>186</memuse>
<high-use>--</high-use>
<memstat-req>111</memstat-req>
<memstat-size>65536</memstat-size>
<memstat-name>DEVFS</memstat-name>
<inuse>8</inuse>
<memuse>1</memuse>
<high-use>--</high-use>
<memstat-req>9</memstat-req>
<memstat-size>16,64</memstat-size>
<memstat-name>rman</memstat-name>
<inuse>71</inuse>
<memuse>5</memuse>
<high-use>--</high-use>
<memstat-req>433</memstat-req>
<memstat-size>16,32,64</memstat-size>
<memstat-name>sbuf</memstat-name>
<inuse>0</inuse>
<memuse>0</memuse>
<high-use>--</high-use>
<memstat-req>522</memstat-req>
<memstat-size>16,32,32768,131072</memstat-size>
<memstat-name>NULLFS hash</memstat-name>
<inuse>1</inuse>
<memuse>1</memuse>
<high-use>--</high-use>
<memstat-req>1</memstat-req>
<memstat-size>64</memstat-size>
<memstat-name>taskqueue</memstat-name>
<inuse>5</inuse>
<memuse>1</memuse>
<high-use>--</high-use>
<memstat-req>5</memstat-req>
<memstat-size>64</memstat-size>
<memstat-name>turnstiles</memstat-name>

```

```
<inuse>145</inuse>
<memuse>10</memuse>
<high-use>--</high-use>
<memstat-req>145</memstat-req>
<memstat-size>64</memstat-size>
<memstat-name>Unitno</memstat-name>
<inuse>8</inuse>
<memuse>1</memuse>
<high-use>--</high-use>
<memstat-req>44</memstat-req>
<memstat-size>16,64</memstat-size>
<memstat-name>iocltops</memstat-name>
<inuse>0</inuse>
<memuse>0</memuse>
<high-use>--</high-use>
<memstat-req>27622</memstat-req>
<memstat-size>16,64,8192,16384,131072</memstat-size>
<memstat-name>iov</memstat-name>
<inuse>0</inuse>
<memuse>0</memuse>
<high-use>--</high-use>
<memstat-req>18578</memstat-req>
<memstat-size>16,64,128,256,512,1024,2048,131072</memstat-size>
<memstat-name>msg</memstat-name>
<inuse>4</inuse>
<memuse>25</memuse>
<high-use>--</high-use>
<memstat-req>4</memstat-req>
<memstat-size>32768,131072</memstat-size>
<memstat-name>sem</memstat-name>
<inuse>4</inuse>
<memuse>7</memuse>
<high-use>--</high-use>
<memstat-req>4</memstat-req>
<memstat-size>16384,32768,131072</memstat-size>
<memstat-name>shm</memstat-name>
<inuse>9</inuse>
<memuse>20</memuse>
<high-use>--</high-use>
<memstat-req>14</memstat-req>
<memstat-size>32768</memstat-size>
<memstat-name>ttys</memstat-name>
<inuse>321</inuse>
<memuse>61</memuse>
<high-use>--</high-use>
<memstat-req>528</memstat-req>
<memstat-size>512,32768</memstat-size>
<memstat-name>ptys</memstat-name>
<inuse>1</inuse>
<memuse>1</memuse>
<high-use>--</high-use>
<memstat-req>1</memstat-req>
<memstat-size>128</memstat-size>
<memstat-name>mbuf_tag</memstat-name>
<inuse>0</inuse>
<memuse>0</memuse>
<high-use>--</high-use>
<memstat-req>23383</memstat-req>
<memstat-size>16</memstat-size>
<memstat-name>soname</memstat-name>
<inuse>115</inuse>
```

```

<memuse>12</memuse>
<high-use>--</high-use>
<memstat-req>24712</memstat-req>
<memstat-size>16,32,64,256</memstat-size>
<memstat-name>pcb</memstat-name>
<inuse>216</inuse>
<memuse>33</memuse>
<high-use>--</high-use>
<memstat-req>484</memstat-req>

<memstat-size>16,32,64,128,1024,2048,4096,16384,32768,65536</memstat-size>
<memstat-name>BIO buffer</memstat-name>
<inuse>43</inuse>
<memuse>86</memuse>
<high-use>--</high-use>
<memstat-req>405</memstat-req>
<memstat-size>65536</memstat-size>
<memstat-name>vfscache</memstat-name>
<inuse>1</inuse>
<memuse>256</memuse>
<high-use>--</high-use>
<memstat-req>1</memstat-req>
<memstat-size>65536</memstat-size>
<memstat-name>cluster_save buffer</memstat-name>
<inuse>0</inuse>
<memuse>0</memuse>
<high-use>--</high-use>
<memstat-req>2</memstat-req>
<memstat-size>32,64</memstat-size>
<memstat-name>VFS hash</memstat-name>
<inuse>1</inuse>
<memuse>128</memuse>
<high-use>--</high-use>
<memstat-req>1</memstat-req>
<memstat-size>32,64</memstat-size>
<memstat-name>vnodes</memstat-name>
<inuse>1</inuse>
<memuse>1</memuse>
<high-use>--</high-use>
<memstat-req>1</memstat-req>
<memstat-size>512</memstat-size>
<memstat-name>mount</memstat-name>
<inuse>290</inuse>
<memuse>23</memuse>
<high-use>--</high-use>
<memstat-req>535</memstat-req>
<memstat-size>16,32,64,128,256,4096,32768</memstat-size>
<memstat-name>vnodemarker</memstat-name>
<inuse>0</inuse>
<memuse>0</memuse>
<high-use>--</high-use>
<memstat-req>498</memstat-req>
<memstat-size>16384</memstat-size>
<memstat-name>pfs_nodes</memstat-name>
<inuse>25</inuse>
<memuse>3</memuse>
<high-use>--</high-use>
<memstat-req>25</memstat-req>
<memstat-size>128</memstat-size>
<memstat-name>pfs_vncache</memstat-name>
<inuse>27</inuse>

```

```
<memuse>1</memuse>
<high-use>--</high-use>
<memstat-req>53</memstat-req>
<memstat-size>32</memstat-size>
<memstat-name>STP</memstat-name>
<inuse>1</inuse>
<memuse>1</memuse>
<high-use>--</high-use>
<memstat-req>1</memstat-req>
<memstat-size>64</memstat-size>
<memstat-name>GEOM</memstat-name>
<inuse>146</inuse>
<memuse>11</memuse>
<high-use>--</high-use>
<memstat-req>1042</memstat-req>

<memstat-size>16,32,64,128,256,512,2048,16384,32768,131072</memstat-size>
<memstat-name>syncache</memstat-name>
<inuse>1</inuse>
<memuse>8</memuse>
<high-use>--</high-use>
<memstat-req>1</memstat-req>

<memstat-size>16,32,64,128,256,512,2048,16384,32768,131072</memstat-size>
<memstat-name>tlv_stat</memstat-name>
<inuse>0</inuse>
<memuse>0</memuse>
<high-use>--</high-use>
<memstat-req>8</memstat-req>

<memstat-size>16,32,64,128,256,512,2048,16384,32768,131072</memstat-size>
<memstat-name>NFS daemon</memstat-name>
<inuse>1</inuse>
<memuse>8</memuse>
<high-use>--</high-use>
<memstat-req>1</memstat-req>

<memstat-size>16,32,64,128,256,512,2048,16384,32768,131072</memstat-size>
<memstat-name>p1003.1b</memstat-name>
<inuse>1</inuse>
<memuse>1</memuse>
<high-use>--</high-use>
<memstat-req>1</memstat-req>
<memstat-size>16</memstat-size>
<memstat-name>MD disk</memstat-name>
<inuse>10</inuse>
<memuse>20</memuse>
<high-use>--</high-use>
<memstat-req>10</memstat-req>
<memstat-size>65536</memstat-size>
<memstat-name>ata_generic</memstat-name>
<inuse>1</inuse>
<memuse>1</memuse>
<high-use>--</high-use>
<memstat-req>6</memstat-req>
<memstat-size>16,16384,32768</memstat-size>
<memstat-name>ISOFs mount</memstat-name>
<inuse>8</inuse>
<memuse>1</memuse>
<high-use>--</high-use>
<memstat-req>15</memstat-req>
```



```

<memstat-size>512</memstat-size>
<memstat-name>ISOFs node</memstat-name>
<inuse>1440</inuse>
<memuse>135</memuse>
<high-use>--</high-use>
<memstat-req>1457</memstat-req>
<memstat-size>128</memstat-size>
<memstat-name>CAM SIM</memstat-name>
<inuse>1</inuse>
<memuse>1</memuse>
<high-use>--</high-use>
<memstat-req>1</memstat-req>
<memstat-size>64</memstat-size>
<memstat-name>CAM XPT</memstat-name>
<inuse>6</inuse>
<memuse>1</memuse>
<high-use>--</high-use>
<memstat-req>9</memstat-req>
<memstat-size>16,64,16384</memstat-size>
<memstat-name>CAM periph</memstat-name>
<inuse>1</inuse>
<memuse>1</memuse>
<high-use>--</high-use>
<memstat-req>1</memstat-req>
<memstat-size>128</memstat-size>
<memstat-name>ad_driver</memstat-name>
<inuse>1</inuse>
<memuse>1</memuse>
<high-use>--</high-use>
<memstat-req>1</memstat-req>
<memstat-size>256</memstat-size>
<memstat-name>pagedep</memstat-name>
<inuse>1</inuse>
<memuse>32</memuse>
<high-use>--</high-use>
<memstat-req>106</memstat-req>
<memstat-size>64</memstat-size>
<memstat-name>inodedep</memstat-name>
<inuse>1</inuse>
<memuse>128</memuse>
<high-use>--</high-use>
<memstat-req>464</memstat-req>
<memstat-size>256</memstat-size>
<memstat-name>newblk</memstat-name>
<inuse>1</inuse>
<memuse>1</memuse>
<high-use>--</high-use>
<memstat-req>336</memstat-req>
<memstat-size>64,4096</memstat-size>
<memstat-name>bmsafemap</memstat-name>
<inuse>0</inuse>
<memuse>0</memuse>
<high-use>--</high-use>
<memstat-req>63</memstat-req>
<memstat-size>64</memstat-size>
<memstat-name>allocdirect</memstat-name>
<inuse>0</inuse>
<memuse>0</memuse>
<high-use>--</high-use>
<memstat-req>320</memstat-req>
<memstat-size>128</memstat-size>

```

```
<memstat-name>indirdep</memstat-name>
<inuse>0</inuse>
<memuse>0</memuse>
<high-use>--</high-use>
<memstat-req>17</memstat-req>
<memstat-size>32</memstat-size>
<memstat-name>allocindir</memstat-name>
<inuse>0</inuse>
<memuse>0</memuse>
<high-use>--</high-use>
<memstat-req>15</memstat-req>
<memstat-size>64</memstat-size>
<memstat-name>freefrag</memstat-name>
<inuse>0</inuse>
<memuse>0</memuse>
<high-use>--</high-use>
<memstat-req>12</memstat-req>
<memstat-size>32</memstat-size>
<memstat-name>freeblks</memstat-name>
<inuse>0</inuse>
<memuse>0</memuse>
<high-use>--</high-use>
<memstat-req>40</memstat-req>
<memstat-size>2048</memstat-size>
<memstat-name>freefile</memstat-name>
<inuse>0</inuse>
<memuse>0</memuse>
<high-use>--</high-use>
<memstat-req>101</memstat-req>
<memstat-size>32</memstat-size>
<memstat-name>diradd</memstat-name>
<inuse>0</inuse>
<memuse>0</memuse>
<high-use>--</high-use>
<memstat-req>465</memstat-req>
<memstat-size>64</memstat-size>
<memstat-name>mkdir</memstat-name>
<inuse>0</inuse>
<memuse>0</memuse>
<high-use>--</high-use>
<memstat-req>136</memstat-req>
<memstat-size>32</memstat-size>
<memstat-name>dirrem</memstat-name>
<inuse>0</inuse>
<memuse>0</memuse>
<high-use>--</high-use>
<memstat-req>168</memstat-req>
<memstat-size>32</memstat-size>
<memstat-name>newdirblk</memstat-name>
<inuse>0</inuse>
<memuse>0</memuse>
<high-use>--</high-use>
<memstat-req>1</memstat-req>
<memstat-size>32</memstat-size>
<memstat-name>savedino</memstat-name>
<inuse>0</inuse>
<memuse>0</memuse>
<high-use>--</high-use>
<memstat-req>157</memstat-req>
<memstat-size>512</memstat-size>
<memstat-name>UFS mount</memstat-name>
```

```

<inuse>15</inuse>
<memuse>36</memuse>
<high-use>--</high-use>
<memstat-req>15</memstat-req>
<memstat-size>2048,65536,131072</memstat-size>
<memstat-name>ata_dma</memstat-name>
<inuse>2</inuse>
<memuse>1</memuse>
<high-use>--</high-use>
<memstat-req>2</memstat-req>
<memstat-size>256</memstat-size>
<memstat-name>UMAHash</memstat-name>
<inuse>1</inuse>
<memuse>2</memuse>
<high-use>--</high-use>
<memstat-req>4</memstat-req>
<memstat-size>4096,16384,32768,65536</memstat-size>
<memstat-name>cdev</memstat-name>
<inuse>22</inuse>
<memuse>3</memuse>
<high-use>--</high-use>
<memstat-req>22</memstat-req>
<memstat-size>256</memstat-size>
<memstat-name>file_desc</memstat-name>
<inuse>141</inuse>
<memuse>32</memuse>
<high-use>--</high-use>
<memstat-req>1583</memstat-req>
<memstat-size>16,1024,2048,16384</memstat-size>
<memstat-name>VM_pgdata</memstat-name>
<inuse>2</inuse>
<memuse>65</memuse>
<high-use>--</high-use>
<memstat-req>2</memstat-req>
<memstat-size>64</memstat-size>
<memstat-name>sigio</memstat-name>
<inuse>1</inuse>
<memuse>1</memuse>
<high-use>--</high-use>
<memstat-req>20</memstat-req>
<memstat-size>32</memstat-size>
<memstat-name>kenv</memstat-name>
<inuse>24</inuse>
<memuse>5</memuse>
<high-use>--</high-use>
<memstat-req>27</memstat-req>
<memstat-size>16,32,64,131072</memstat-size>
<memstat-name>atkbddev</memstat-name>
<inuse>2</inuse>
<memuse>1</memuse>
<high-use>--</high-use>
<memstat-req>2</memstat-req>
<memstat-size>32</memstat-size>
<memstat-name>kqueue</memstat-name>
<inuse>15</inuse>
<memuse>9</memuse>
<high-use>--</high-use>
<memstat-req>19</memstat-req>
<memstat-size>1024,4096,32768</memstat-size>
<memstat-name>proc-args</memstat-name>
<inuse>57</inuse>

```

```
<memuse>3</memuse>
<high-use>--</high-use>
<memstat-req>1001</memstat-req>
<memstat-size>16,32,64,128,256,512,1024</memstat-size>
<memstat-name>isadev</memstat-name>
<inuse>21</inuse>
<memuse>2</memuse>
<high-use>--</high-use>
<memstat-req>21</memstat-req>
<memstat-size>64</memstat-size>
<memstat-name>zombie</memstat-name>
<inuse>0</inuse>
<memuse>0</memuse>
<high-use>--</high-use>
<memstat-req>1278</memstat-req>
<memstat-size>128</memstat-size>
<memstat-name>ithread</memstat-name>
<inuse>69</inuse>
<memuse>5</memuse>
<high-use>--</high-use>
<memstat-req>69</memstat-req>
<memstat-size>16,64,256</memstat-size>
<memstat-name>legacydrv</memstat-name>
<inuse>4</inuse>
<memuse>1</memuse>
<high-use>--</high-use>
<memstat-req>4</memstat-req>
<memstat-size>16</memstat-size>
<memstat-name>memdesc</memstat-name>
<inuse>1</inuse>
<memuse>4</memuse>
<high-use>--</high-use>
<memstat-req>1</memstat-req>
<memstat-size>131072</memstat-size>
<memstat-name>nexusdev</memstat-name>
<inuse>2</inuse>
<memuse>1</memuse>
<high-use>--</high-use>
<memstat-req>2</memstat-req>
<memstat-size>16</memstat-size>
<memstat-name>CAM queue</memstat-name>
<inuse>3</inuse>
<memuse>1</memuse>
<high-use>--</high-use>
<memstat-req>3</memstat-req>
<memstat-size>16</memstat-size>
<memstat-name>$PIR</memstat-name>
<inuse>4</inuse>
<memuse>1</memuse>
<high-use>--</high-use>
<memstat-req>4</memstat-req>
<memstat-size>32</memstat-size>
<memstat-name>KTRACE</memstat-name>
<inuse>100</inuse>
<memuse>10</memuse>
<high-use>--</high-use>
<memstat-req>100</memstat-req>
<memstat-size>128</memstat-size>
<memstat-name>kbdmux</memstat-name>
<inuse>5</inuse>
<memuse>9</memuse>
```

```

    <high-use>-</high-use>
    <memstat-req>5</memstat-req>
    <memstat-size>128,2048,65536,131072</memstat-size>
</vmstat-memstat-malloc>
<vmstat-memstat-zone>
  <zone-name>UMA Kgs:</zone-name>
  <zone-size>136</zone-size>
  <count-limit>0</count-limit>
  <used>71</used>
  <free>1</free>
  <zone-req>71</zone-req>
  <zone-name>UMA Zones:</zone-name>
  <zone-size>120</zone-size>
  <count-limit>0</count-limit>
  <used>71</used>
  <free>19</free>
  <zone-req>71</zone-req>
  <zone-name>UMA Slabs:</zone-name>
  <zone-size>64</zone-size>
  <count-limit>0</count-limit>
  <used>490</used>
  <free>41</free>
  <zone-req>579</zone-req>
  <zone-name>UMA RCntSlabs:</zone-name>
  <zone-size>104</zone-size>
  <count-limit>0</count-limit>
  <used>276</used>
  <free>20</free>
  <zone-req>276</zone-req>
  <zone-name>UMA Hash:</zone-name>
  <zone-size>128</zone-size>
  <count-limit>0</count-limit>
  <used>4</used>
  <free>26</free>
  <zone-req>5</zone-req>
  <zone-name>16 Bucket:</zone-name>
  <zone-size>76</zone-size>
  <count-limit>0</count-limit>
  <used>30</used>
  <free>20</free>
  <zone-req>30</zone-req>
  <zone-name>32 Bucket:</zone-name>
  <zone-size>140</zone-size>
  <count-limit>0</count-limit>
  <used>33</used>
  <free>23</free>
  <zone-req>33</zone-req>
  <zone-name>64 Bucket:</zone-name>
  <zone-size>268</zone-size>
  <count-limit>0</count-limit>
  <used>33</used>
  <free>9</free>
  <zone-req>33</zone-req>
  <zone-name>128 Bucket:</zone-name>
  <zone-size>524</zone-size>
  <count-limit>0</count-limit>
  <used>49</used>
  <free>0</free>
  <zone-req>49</zone-req>
  <zone-name>VM OBJECT:</zone-name>
  <zone-size>128</zone-size>

```

```
<count-limit>0</count-limit>
<used>2111</used>
<free>79</free>
<zone-req>25214</zone-req>
<zone-name>MAP:</zone-name>
<zone-size>160</zone-size>
<count-limit>0</count-limit>
<used>7</used>
<free>41</free>
<zone-req>7</zone-req>
<zone-name>KMAP ENTRY:</zone-name>
<zone-size>68</zone-size>
<count-limit>35336</count-limit>
<used>19</used>
<free>149</free>
<zone-req>2397</zone-req>
<zone-name>MAP ENTRY:</zone-name>
<zone-size>68</zone-size>
<count-limit>0</count-limit>
<used>2031</used>
<free>153</free>
<zone-req>62417</zone-req>
<zone-name>PV ENTRY:</zone-name>
<zone-size>24</zone-size>
<count-limit>509095</count-limit>
<used>57177</used>
<free>6333</free>
<zone-req>1033683</zone-req>
<zone-name>DP fakepg:</zone-name>
<zone-size>72</zone-size>
<count-limit>0</count-limit>
<used>0</used>
<free>0</free>
<zone-req>0</zone-req>
<zone-name>mt_zone:</zone-name>
<zone-size>64</zone-size>
<count-limit>0</count-limit>
<used>238</used>
<free>57</free>
<zone-req>238</zone-req>
<zone-name>16:</zone-name>
<zone-size>16</zone-size>
<count-limit>0</count-limit>
<used>2114</used>
<free>119</free>
<zone-req>80515</zone-req>
<zone-name>32:</zone-name>
<zone-size>32</zone-size>
<count-limit>0</count-limit>
<used>1335</used>
<free>134</free>
<zone-req>10259</zone-req>
<zone-name>64:</zone-name>
<zone-size>64</zone-size>
<count-limit>0</count-limit>
<used>3529</used>
<free>129</free>
<zone-req>29110</zone-req>
<zone-name>96:</zone-name>
<zone-size>96</zone-size>
<count-limit>0</count-limit>
```

```
<used>2062</used>
<free>58</free>
<zone-req>4365</zone-req>
<zone-name>112:</zone-name>
<zone-size>112</zone-size>
<count-limit>0</count-limit>
<used>361</used>
<free>164</free>
<zone-req>24613</zone-req>
<zone-name>128:</zone-name>
<zone-size>128</zone-size>
<count-limit>0</count-limit>
<used>359</used>
<free>61</free>
<zone-req>942</zone-req>
<zone-name>160:</zone-name>
<zone-size>160</zone-size>
<count-limit>0</count-limit>
<used>364</used>
<free>44</free>
<zone-req>577</zone-req>
<zone-name>224:</zone-name>
<zone-size>224</zone-size>
<count-limit>0</count-limit>
<used>422</used>
<free>20</free>
<zone-req>1950</zone-req>
<zone-name>256:</zone-name>
<zone-size>256</zone-size>
<count-limit>0</count-limit>
<used>204</used>
<free>36</free>
<zone-req>1225</zone-req>
<zone-name>288:</zone-name>
<zone-size>288</zone-size>
<count-limit>0</count-limit>
<used>2</used>
<free>24</free>
<zone-req>10</zone-req>
<zone-name>512:</zone-name>
<zone-size>512</zone-size>
<count-limit>0</count-limit>
<used>49</used>
<free>7</free>
<zone-req>911</zone-req>
<zone-name>1024:</zone-name>
<zone-size>1024</zone-size>
<count-limit>0</count-limit>
<used>213</used>
<free>11</free>
<zone-req>1076</zone-req>
<zone-name>2048:</zone-name>
<zone-size>2048</zone-size>
<count-limit>0</count-limit>
<used>199</used>
<free>113</free>
<zone-req>640</zone-req>
<zone-name>4096:</zone-name>
<zone-size>4096</zone-size>
<count-limit>0</count-limit>
<used>144</used>
```

```
<free>7</free>
<zone-req>2249</zone-req>
<zone-name>Files:</zone-name>
<zone-size>72</zone-size>
<count-limit>0</count-limit>
<used>665</used>
<free>77</free>
<zone-req>16457</zone-req>
<zone-name>MAC labels:</zone-name>
<zone-size>20</zone-size>
<count-limit>0</count-limit>
<used>3998</used>
<free>227</free>
<zone-req>21947</zone-req>
<zone-name>PROC:</zone-name>
<zone-size>544</zone-size>
<count-limit>0</count-limit>
<used>116</used>
<free>10</free>
<zone-req>1394</zone-req>
<zone-name>THREAD:</zone-name>
<zone-size>416</zone-size>
<count-limit>0</count-limit>
<used>127</used>
<free>17</free>
<zone-req>131</zone-req>
<zone-name>KSEGRP:</zone-name>
<zone-size>88</zone-size>
<count-limit>0</count-limit>
<used>127</used>
<free>73</free>
<zone-req>131</zone-req>
<zone-name>UPCALL:</zone-name>
<zone-size>44</zone-size>
<count-limit>0</count-limit>
<used>0</used>
<free>0</free>
<zone-req>0</zone-req>
<zone-name>SLEEPQUEUE:</zone-name>
<zone-size>32</zone-size>
<count-limit>0</count-limit>
<used>145</used>
<free>194</free>
<zone-req>145</zone-req>
<zone-name>VMSPACE:</zone-name>
<zone-size>268</zone-size>
<count-limit>0</count-limit>
<used>57</used>
<free>13</free>
<zone-req>1335</zone-req>
<zone-name>mbuf_packet:</zone-name>
<zone-size>256</zone-size>
<count-limit>180000</count-limit>
<used>256</used>
<free>128</free>
<zone-req>49791</zone-req>
<zone-name>mbuf:</zone-name>
<zone-size>256</zone-size>
<count-limit>180000</count-limit>
<used>50</used>
<free>466</free>
```



```

<zone-req>105183</zone-req>
<zone-name>mbuf_cluster:</zone-name>
<zone-size>2048</zone-size>
<count-limit>25190</count-limit>
<used>387</used>
<free>165</free>
<zone-req>5976</zone-req>
<zone-name>mbuf_jumbo_pagesize:</zone-name>
<zone-size>4096</zone-size>
<count-limit>0</count-limit>
<used>0</used>
<free>0</free>
<zone-req>0</zone-req>
<zone-name>mbuf_jumbo_9k:</zone-name>
<zone-size>9216</zone-size>
<count-limit>0</count-limit>
<used>0</used>
<free>0</free>
<zone-req>0</zone-req>
<zone-name>mbuf_jumbo_16k:</zone-name>
<zone-size>16384</zone-size>
<count-limit>0</count-limit>
<used>0</used>
<free>0</free>
<zone-req>0</zone-req>
<zone-name>ACL UMA zone:</zone-name>
<zone-size>388</zone-size>
<count-limit>0</count-limit>
<used>0</used>
<free>0</free>
<zone-req>0</zone-req>
<zone-name>g_bio:</zone-name>
<zone-size>132</zone-size>
<count-limit>0</count-limit>
<used>0</used>
<free>174</free>
<zone-req>69750</zone-req>
<zone-name>ata_request:</zone-name>
<zone-size>200</zone-size>
<count-limit>0</count-limit>
<used>0</used>
<free>57</free>
<zone-req>5030</zone-req>
<zone-name>ata_composite:</zone-name>
<zone-size>192</zone-size>
<count-limit>0</count-limit>
<used>0</used>
<free>0</free>
<zone-req>0</zone-req>
<zone-name>GENCFG:</zone-name>
<zone-size>72</zone-size>
<count-limit>1000004</count-limit>
<used>57</used>
<free>102</free>
<zone-req>57</zone-req>
<zone-name>VNODE:</zone-name>
<zone-size>292</zone-size>
<count-limit>0</count-limit>
<used>2718</used>
<free>25</free>
<zone-req>2922</zone-req>

```

```
<zone-name>VNODEPOLL:</zone-name>
<zone-size>72</zone-size>
<count-limit>0</count-limit>
<used>0</used>
<free>0</free>
<zone-req>0</zone-req>
<zone-name>S VFS Cache:</zone-name>
<zone-size>68</zone-size>
<count-limit>0</count-limit>
<used>2500</used>
<free>76</free>
<zone-req>3824</zone-req>
<zone-name>L VFS Cache:</zone-name>
<zone-size>291</zone-size>
<count-limit>0</count-limit>
<used>51</used>
<free>14</free>
<zone-req>63</zone-req>
<zone-name>NAMEI:</zone-name>
<zone-size>1024</zone-size>
<count-limit>0</count-limit>
<used>0</used>
<free>8</free>
<zone-req>53330</zone-req>
<zone-name>NFSMOUNT:</zone-name>
<zone-size>480</zone-size>
<count-limit>0</count-limit>
<used>0</used>
<free>0</free>
<zone-req>0</zone-req>
<zone-name>NFSNODE:</zone-name>
<zone-size>460</zone-size>
<count-limit>0</count-limit>
<used>0</used>
<free>0</free>
<zone-req>0</zone-req>
<zone-name>PIPE:</zone-name>
<zone-size>404</zone-size>
<count-limit>0</count-limit>
<used>27</used>
<free>9</free>
<zone-req>717</zone-req>
<zone-name>KNOTE:</zone-name>
<zone-size>72</zone-size>
<count-limit>0</count-limit>
<used>42</used>
<free>64</free>
<zone-req>3311</zone-req>
<zone-name>socket:</zone-name>
<zone-size>412</zone-size>
<count-limit>25191</count-limit>
<used>343</used>
<free>8</free>
<zone-req>2524</zone-req>
<zone-name>unpcb:</zone-name>
<zone-size>140</zone-size>
<count-limit>25200</count-limit>
<used>170</used>
<free>26</free>
<zone-req>2157</zone-req>
<zone-name>ipq:</zone-name>
```

```

<zone-size>52</zone-size>
<count-limit>216</count-limit>
<used>0</used>
<free>0</free>
<zone-req>0</zone-req>
<zone-name>udpcb:</zone-name>
<zone-size>232</zone-size>
<count-limit>25194</count-limit>
<used>19</used>
<free>32</free>
<zone-req>31</zone-req>
<zone-name>inpcb:</zone-name>
<zone-size>232</zone-size>
<count-limit>25194</count-limit>
<used>40</used>
<free>28</free>
<zone-req>105</zone-req>
<zone-name>tcpcb:</zone-name>
<zone-size>520</zone-size>
<count-limit>25193</count-limit>
<used>40</used>
<free>16</free>
<zone-req>105</zone-req>
<zone-name>tcptw:</zone-name>
<zone-size>56</zone-size>
<count-limit>5092</count-limit>
<used>0</used>
<free>0</free>
<zone-req>0</zone-req>
<zone-name>syncache:</zone-name>
<zone-size>128</zone-size>
<count-limit>15360</count-limit>
<used>0</used>
<free>60</free>
<zone-req>55</zone-req>
<zone-name>tcpreass:</zone-name>
<zone-size>20</zone-size>
<count-limit>1690</count-limit>
<used>0</used>
<free>0</free>
<zone-req>0</zone-req>
<zone-name>sackhole:</zone-name>
<zone-size>20</zone-size>
<count-limit>0</count-limit>
<used>0</used>
<free>0</free>
<zone-req>0</zone-req>
<zone-name>ripcb:</zone-name>
<zone-size>232</zone-size>
<count-limit>25194</count-limit>
<used>5</used>
<free>29</free>
<zone-req>5</zone-req>
<zone-name>SWAPMETA:</zone-name>
<zone-size>276</zone-size>
<count-limit>94948</count-limit>
<used>0</used>
<free>0</free>
<zone-req>0</zone-req>
<zone-name>FFS inode:</zone-name>
<zone-size>132</zone-size>

```

```

    <count-limit>0</count-limit>
    <used>1146</used>
    <free>72</free>
    <zone-req>1306</zone-req>
    <zone-name>FFS1 dinode:</zone-name>
    <zone-size>128</zone-size>
    <count-limit>0</count-limit>
    <used>1146</used>
    <free>24</free>
    <zone-req>1306</zone-req>
    <zone-name>FFS2 dinode:</zone-name>
    <zone-size>256</zone-size>
    <count-limit>0</count-limit>
    <used>0</used>
    <free>0</free>
    <zone-req>0</zone-req>
</vmstat-memstat-zone>
<vmstat-sumstat>
  <cpu-context-switch>934906</cpu-context-switch>
  <dev-intr>1707986</dev-intr>
  <soft-intr>33819</soft-intr>
  <traps>203604</traps>
  <sys-calls>1200636</sys-calls>
  <kernel-thrds>60</kernel-thrds>
  <fork-calls>1313</fork-calls>
  <vfork-calls>21</vfork-calls>
  <rfork-calls>0</rfork-calls>
  <swap-pageins>0</swap-pageins>
  <swap-pagedin>0</swap-pagedin>
  <swap-pageouts>0</swap-pageouts>
  <swap-pagedout>0</swap-pagedout>
  <vnode-pageins>23094</vnode-pageins>
  <vnode-pagedin>23119</vnode-pagedin>
  <vnode-pageouts>226</vnode-pageouts>
  <vnode-pagedout>3143</vnode-pagedout>
  <page-daemon-wakeup>0</page-daemon-wakeup>
  <page-daemon-examined-pages>0</page-daemon-examined-pages>
  <pages-reactivated>8821</pages-reactivated>
  <copy-on-write-faults>48364</copy-on-write-faults>
  <copy-on-write-optimized-faults>31</copy-on-write-optimized-faults>
  <zero-fill-pages-zeroed>74665</zero-fill-pages-zeroed>
  <zero-fill-pages-prezeroed>70061</zero-fill-pages-prezeroed>
  <transit-blocking-page-faults>85</transit-blocking-page-faults>
  <total-vm-faults>191824</total-vm-faults>

<pages-affected-by-kernel-thrd-creat>0</pages-affected-by-kernel-thrd-creat>
  <pages-affected-by-fork>95343</pages-affected-by-fork>
  <pages-affected-by-vfork>3526</pages-affected-by-vfork>
  <pages-affected-by-rfork>0</pages-affected-by-rfork>
  <pages-freed>221502</pages-freed>
  <pages-freed-by-daemon>0</pages-freed-by-daemon>
  <pages-freed-by-exiting-proc>75630</pages-freed-by-exiting-proc>
  <pages-active>45826</pages-active>
  <pages-inactive>13227</pages-inactive>
  <pages-in-vm-cache>49278</pages-in-vm-cache>
  <pages-wired-down>10640</pages-wired-down>
  <pages-free>70706</pages-free>
  <bytes-per-page>4096</bytes-per-page>
  <swap-pages-used>0</swap-pages-used>
  <peak-swap-pages-used>0</peak-swap-pages-used>
  <total-name-lookups>214496</total-name-lookups>

```

```

    <positive-cache-hits>92</positive-cache-hits>
    <negative-cache-hits>5</negative-cache-hits>
    <pass2>0</pass2>
    <cache-deletions>0</cache-deletions>
    <cache-falsehits>0</cache-falsehits>
    <toolong>0</toolong>
</vmstat-sumstat>
<vmstat-intr>
  <intr-name>irq0: clk      </intr-name>
  <intr-cnt>1243455</intr-cnt>
  <intr-rate>999</intr-rate>
  <intr-name>irq4: sio0     </intr-name>
  <intr-cnt>1140</intr-cnt>
  <intr-rate>0</intr-rate>
  <intr-name>irq8: rtc      </intr-name>
  <intr-cnt>159164</intr-cnt>
  <intr-rate>127</intr-rate>
  <intr-name>irq9: cbb1 fxp0 </intr-name>
  <intr-cnt>28490</intr-cnt>
  <intr-rate>22</intr-rate>
  <intr-name>irq10: fxp1    </intr-name>
  <intr-cnt>20593</intr-cnt>
  <intr-rate>16</intr-rate>
  <intr-name>irq14: ata0    </intr-name>
  <intr-cnt>5031</intr-cnt>
  <intr-rate>4</intr-rate>
  <intr-name>Total</intr-name>
  <intr-cnt>1457873</intr-cnt>
  <intr-rate>1171</intr-rate>
</vmstat-intr>
<vm-kernel-state>
  <vm-kmem-map-free>248524800</vm-kmem-map-free>
</vm-kernel-state>
</system-virtual-memory-information>
<cli>
  <banner></banner>
</cli>
</rpc-reply>

```

show task

Syntax	<pre>show task <logical-system (all <i>logical-system-name</i>)> <summary> <task-name></pre>
Release Information	Command introduced before Junos OS Release 7.4.
Description	Display routing protocol tasks on the Routing Engine.
Options	<p>none—Display all routing protocol tasks on the Routing Engine.</p> <p>logical-system (all <i>logical-system-name</i>)—(Optional) Perform this operation on all logical systems or on a particular logical system.</p> <p>summary—(Optional) Display summary information about running tasks.</p> <p>task-name—(Optional) Display information about running tasks for all tasks whose name begins with this string (for example, BGP_Group_69_153 and BGP_Group_70_153 are both displayed when you run the show task BGP_Group command).</p>
Required Privilege Level	view
Related Documentation	<ul style="list-style-type: none"> • show task io on page 1362 • show task memory on page 1364
List of Sample Output	show task on page 1361
Output Fields	Table 175 on page 1360 describes the output fields for the show task command. Output fields are listed in the approximate order in which they appear.

Table 175: show task Output Fields

Field Name	Field Description
Pri	Current priority of the process. A lower number indicates a higher priority.
Task Name	Name of the task.
Pro	IP protocol number associated with the process.
Port	TCP or UDP port number associated with the task.
So	Socket number of the task.

Table 175: show task Output Fields (*continued*)

Field Name	Field Description
Flags	<p>Flags for the task:</p> <ul style="list-style-type: none"> • Accept—Task is waiting for incoming connections. • Connect—Task is waiting for a connection to be completed. • Delete—Task has been deleted and is being cleaned up. • LowPrio—Task will be dispatched to read its socket after other higher-priority tasks.

Sample Output

```

show task user@host> show task
Pri Task Name          Pro  Port So Flags
10 IF
15 LABEL
15 ISO
15 INET                7
20 Aggregate
20 RT
30 ICMP                1    9
39 ISIS I/O           12
40 IS-IS              10
40 BGP RT Background    <LowPrio>
40 BGP.0.0.0.0+179     179 15 <Accept LowPrio>
50 BGP_69.192.168.201.234+179 179 17 <LowPrio>
50 BGP_70.192.168.201.233+179 179 16 <LowPrio>
50 BGP_Group_69_153      <LowPrio>
50 BGP_Group_70_153      <LowPrio>
50 ASPaths
60 KRT                 255   1
60 Redirect
70 MGMT.local          14 <LowPrio>
70 MGMT_Listen./var/run/rpd_mgmt 13 <Accept LowPrio>
70 SNMP Subagent./var/run/sub_rpd.sock 8 <LowPrio>

```

show task io

Syntax	show task io <logical-system (all <i>logical-system-name</i>)>
Syntax (EX Series Switches)	show task io
Release Information	Command introduced before Junos OS Release 7.4. Command introduced in Junos OS Release 9.0 for EX Series switches.
Description	Display I/O statistics for routing protocol tasks on the Routing Engine.
Options	none —Display I/O statistics for routing protocol tasks on the Routing Engine. logical-system (all <i>logical-system-name</i>) —(Optional) Perform this operation on all logical systems or on a particular logical system.
Required Privilege Level	view
List of Sample Output	show task io on page 1362
Output Fields	Table 176 on page 1362 describes the output fields for the show task io command. Output fields are listed in the approximate order in which they appear.

Table 176: show task io Output Fields

Field Name	Field Description
Task Name	Name of the task.
Reads	Number of input ready notifications.
Writes	Number of output ready notifications.
Rcvd	Number of requests to the kernel for input.
Sent	Number of requests to the kernel for output.
Dropped	Number of sent requests that failed.

Sample Output

```

user@host> show task io
Task Name      Reads  Writes  Rcvd   Sent  Dropped
LMP Client      1       1       0       0       0
IF              0       0       0       0       0
INET6           0       0       0       0       0
INET            0       0       0       0       0
ISO             0       0       0       0       0
Memory          0       0       0       0       0

```


RPD Unix Domain Server./var/ru	0	0	0	0	0
RPD Unix Domain Server./var/ru	1	0	0	0	0
RPD Unix Domain Server./var/ru	2	0	0	0	0
RPD Server.0.0.0.0+666	0	0	0	0	0
Aggregate	0	0	0	0	0
RT	0	0	0	0	0
ICMP	0	0	0	0	0
Router-Advertisement	0	0	0	0	0
ICMPv6	0	0	0	0	0
IS-IS I/O./var/run/ppmd_contro	1307	1	0	0	0
l2vpn global task	0	0	0	0	0
IS-IS	0	0	0	0	0
BFD I/O./var/run/bfdd_control	1307	1	0	0	0
TED	0	0	0	0	0
ASPaths	0	0	0	0	0
Resolve tree 1	0	0	0	0	0
KStat	0	0	0	0	0
KRT Request	0	0	63	0	0
KRT Ifstate	106	0	295	0	0
KRT	0	0	0	0	0
Redirect	0	0	0	0	0
...					

show task memory

Syntax	show task memory <brief detail history summary> <logical-system (all <i>logical-system-name</i>)>
Syntax (EX Series Switches)	show task memory <brief detail history summary>
Release Information	Command introduced before Junos OS Release 7.4. Command introduced in Junos OS Release 9.0 for EX Series switches.
Description	Display memory utilization for routing protocol tasks on the Routing Engine.
Options	<p>none—Display standard information about memory utilization for routing protocol tasks on the Routing Engine on all logical systems.</p> <p>brief detail history summary—(Optional) Display the specified level of output. Use the history option to display a history of memory utilization information.</p> <p>logical-system (all <i>logical-system-name</i>)—(Optional) Perform this operation on all logical systems or on a particular logical system.</p>
Required Privilege Level	view
List of Sample Output	show task memory on page 1365 show task memory detail on page 1366
Output Fields	Table 177 on page 1364 describes the output fields for the show task memory command. Output fields are listed in the approximate order in which they appear.

Table 177: show task memory Output Fields

Field Name	Field Description	Level of Output
Memory Currently In Use	Memory currently in use.	All levels
Memory Maximum Ever Used	Maximum memory ever used.	none specified, brief , history
Memory Available	Memory currently available.	none specified, brief
Size (kB)	Memory capacity in 1000-byte kilobytes.	none specified, brief , history , summary
%Available	Percentage of memory currently available.	none specified, brief
When	Timestamp.	none specified, brief , history

Table 177: show task memory Output Fields (*continued*)

Field Name	Field Description	Level of Output
Overall Memory Report	Memory utilization by memory size: <ul style="list-style-type: none"> • Size—Block size, in bytes. • TPT—indicates transient memory, and P indicates full page. • Allocs—Number of blocks allocated for named objects. • Mallocs—Number of blocks allocated for anonymous objects. • Alloc Bytes—Number of blocks allocated times block size. • MaxAllocs—Maximum value of Allocs. • MaxBytes—Maximum value of Alloc Bytes. • FreeBytes—Total number of bytes unused on memory pages for this block size. 	detail
Allocator Memory Report	Memory utilization by named objects: <ul style="list-style-type: none"> • Size—Size of the named object in bytes. • Alloc Size—Actual memory used by that object in bytes. • DTP—indicates debug, D T indicates transient, and P indicates full page. • Alloc Blocks—Number of named objects allocated. • AllocBytes—Number of blocks allocated times block size. • MaxAlloc Blocks—Maximum value of Alloc Blocks. • Max Alloc Bytes—Maximum value of AllocBytes. 	detail
Malloc Usage Report	Memory utilization for miscellaneous use: <ul style="list-style-type: none"> • Allocs—Number of allocations. • Bytes—Total bytes consumed. • MaxAllocs—Maximum value of Allocs. • MaxBytes—Maximum value of Bytes. • FuncCalls—Cumulative number of Allocs. 	detail
Dynamically allocated memory	Memory allocated dynamically by the system.	detail
Program data+BSS memory	Program and base station subsystem (BSS) memory.	detail
Page data overhead	Internal memory overhead.	detail
Page directory size	Internal memory overhead.	detail
Total bytes in use	Total memory, in bytes, that is currently in use and percentage of available memory (in parentheses).	detail

Sample Output

```

show task memory user@host> show task memory
Memory           Size (kB) %Available When
Currently In Use: 29417      3% now

```

```

Maximum Ever Used:      33882          4% 00/02/11 22:07:03
Available:              756281        100% now

```

```

show task memory user@host> show task memory detail
detail

```

```

----- Overall Memory Report -----
Size TP    Allocs  Mallocs  AllocBytes  MaxAllocs  MaxBytes  FreeBytes
  8      -      111      888        112        896      3208
 12      92      149      2892       247        2964     1204
 12 T      -      -        -          5          60        -
 16      7      11       288        23         368      3808
 20     100      33      2660       164        3280     1436
 20 T      -      -        -          40         800        -
 24     162      15      4248       177        4248     3944
 24 T      -      -        -          4          96        -
 28     371      -     10388      372       10416     1900
 32      6      23       928        30         960     3168
...
-----
                                606182                                715302                                118810

```

```

----- Allocator Memory Report -----
Name                Size Alloc DTP    Alloc    Alloc MaxAlloc  MaxAlloc
                   Size      Blocks  Bytes  Blocks  Bytes
patroot              8   12      84    1008      87    1044
sockaddr_un.i802     8   12       2      24       2      24
cos_nhm_nh           8   12       1      12       1      12
sockaddr_un.tag      8   12       3      36       4      48
gw_entry_list        8   12       1      12       1      12
bgp_riblist_01       8   12       1      12       2      24
ospf_intf_ev         8   12       -       -       6      72
krt_remnant_rt       8   12 T      -       -       5      60
...
-----
                                164108                                221552

```

```

----- Malloc Usage Report -----
Name                Allocs  Bytes MaxAllocs  MaxBytes  FuncCalls
MGMT.local          1         8         1         8         1
BGP.0.0.0.0+179     -         -         1         8         2
BGP RT Background   4      74748        4      74748        4
SNMP Subagent./var/run/ -        52         1      9172        56
OSPFv2 I/O./var/run/ppm 1     66536        2     66552     4551
OSPF                6     67655        7     67703        68
KRT                 -         -         1     3784        18
ASPaths             3         80         3         80         3
-- sockaddr --      183      2100       184      2108     1645
BFD I/O./var/run/bfdd_c 1     65535        2     65551     4555
RT                  48        872        48        872         48
Scheduler           42        628        43        628         88
--Anonymous--       56       1100        58       1140        112
--System--          82     58364       114     60044     4654
...
-----
                                337678                                352398

```

```

Dynamically allocated memory: 765952      Maximum: 765952
Program data+BSS memory:      1568768     Maximum: 1568768
Page data overhead:          53248        Maximum: 53248
Page directory size:         4096         Maximum: 4096

```

Total bytes in use: 2392064 (0% of available memory)

show task replication

Syntax	show task replication
Release Information	Command introduced in Junos OS Release 8.5. Command introduced in Junos OS Release 9.0 for EX Series switches.
Description	Displays graceful Routing Engine switchover (GRES) and nonstop active routing (NSR) status. When you issue this command on the master Routing Engine, the status of nonstop active routing synchronization is also displayed.
Options	This command has no options.
Required Privilege Level	view
List of Sample Output	show task replication (Issued on the Master Routing Engine) on page 1368 show task replication (Issued on the Backup Routing Engine) on page 1369
Output Fields	Table 178 on page 1368 lists the output fields for the show task replication command. Output fields are listed in the approximate order in which they appear.

Table 178: show task replication Output Fields

Field Name	Field Description
Stateful replication	Displays whether or not graceful Routing Engine switchover is configured. The status can be Enabled or Disabled .
RE mode	Displays the Routing Engine on which the command is issued: Master , Backup , or Not applicable (when the router has only one Routing Engine).
Protocol	Protocols that are supported by nonstop active routing.
Synchronization Status	Nonstop active routing synchronization status for the supported protocols. States are NotStarted , InProgress , and Complete .

Sample Output

```

user@host> show task replication
Stateful Replication: Enabled
RE mode: Master

Protocol      Synchronization Status
-----
OSPF          NotStarted
BGP           Complete
IS-IS         NotStarted
LDP           Complete
PIM           Complete

```

show task replication	user@host> show task replication
(Issued on the Backup	Stateful Replication: Enabled
Routing Engine)	RE mode: Backup

show version

Syntax	show version <brief detail>
Syntax (EX Series Switches)	show version <all-members> <brief detail> <local> <member <i>member-id</i> >
Syntax (TX Matrix Router)	show version <brief detail> <all-chassis all-lcc lcc <i>number</i> scc>
Syntax (TX Matrix Plus Router)	show version <all-chassis all-lcc lcc <i>number</i> sfc <i>number</i> > <brief detail>
Syntax (MX Series Router)	show version <brief detail> <all-members> <local> <member <i>member-id</i> >
Syntax (QFX Series)	show version <brief detail> <component <i>device-name</i> all>
Syntax (QFX Series)	show version <brief detail> <component <i>device-name</i> all>
Release Information	Command introduced before Junos OS Release 7.4. Command introduced in Junos OS Release 9.0 for EX Series switches. sfc option introduced for the TX Matrix Plus router in Junos OS Release 9.6. Command introduced in Junos OS Release 11.1 for the QFX Series.
Description	Display the hostname and version information about the software running on the router or switch.
Options	none —Display standard information about the hostname and version of the software running on the router or switch. brief detail —(Optional) Display the specified level of output. all —(QFabric switches only) (Optional) Display the host name and version information about the software running on all of the devices on the QFabric. all-members —(EX4200 switches and MX Series routers only) (Optional) Display standard information about the hostname and version of the software running on all members of the Virtual Chassis configuration.

all—(QFabric switches only) (Optional) Display the host name and version information about the software running on all of the components on the QFabric.

component *component-name*—(QFabric switches only) (Optional) Display the host name and version information about the software running on a specific QFabric component. Replace *component-name* with the name of the QFabric component. The *component-name* can be the name of a diagnostics Routing Engine, Director group, fabric control Routing Engine, fabric manager Routing Engine, Interconnect device, or Node group.

local—(EX4200 switches and MX Series routers only) (Optional) Display standard information about the hostname and version of the software running on the local Virtual Chassis member.

member *member-id*—(EX4200 switches and MX Series routers only) (Optional) Display standard information about the hostname and version of the software running on the specified member of the Virtual Chassis configuration. For EX4200 switches, replace *member-id* with a value from 0 through 9. For an MX Series Virtual Chassis, replace *member-id* with a value of 0 or 1.

scc—(TX Matrix routers only) (Optional) Display the hostname and version information about the software running on the TX Matrix router (or switch-card chassis).

sfc *number*—(TX Matrix Plus routers only) (Optional) Display the hostname and version information about the software running on the TX Matrix Plus router (or switch-fabric chassis). Replace *number* with 0.

Additional Information By default, when you issue the **show version** command on a TX Matrix or TX Matrix Plus master Routing Engine, the command is broadcast to all the T640 (in a routing matrix based on a TX Matrix router) or T1600 (in a routing matrix based on a TX Matrix Plus router) master Routing Engines connected to it. Likewise, if you issue the same command on the TX Matrix or TX Matrix Plus backup Routing Engine, the command is broadcast to all the T640 (in a routing matrix based on a TX Matrix router) or T1600 (in a routing matrix based on a TX Matrix Plus router) backup Routing Engines that are connected to it.

Required Privilege Level view

List of Sample Output [show version on page 1372](#)
[show version \(TX Matrix Plus Router\) on page 1372](#)
[show version \(MX Series Router\) on page 1377](#)
[show version \(QFX3500 Switch\) on page 1377](#)
[show version \(QFabric Switch\) on page 1377](#)
[show version component all \(QFabric Switch\) on page 1377](#)

Sample Output

```
show version user@host> show version
Hostname: router1
Model: m20
JUNOS Base OS boot [7.2-20050312.0]
JUNOS Base OS Software Suite [7.2-20050312.0]
JUNOS Kernel Software Suite [7.2R1.7]
JUNOS Packet Forwarding Engine Support (M20/M40) [7.2R1.7]
JUNOS Routing Software Suite [7.2R1.7]
JUNOS Online Documentation [7.2R1.7]
JUNOS Crypto Software Suite [7.2R1.7]
```

```
{master}
```

```
user@host> show version psd 1
psd1-re0:
```

```
-----
Hostname: china
Model: t640
JUNOS Base OS boot [9.1I20080311_1959_builder]
JUNOS Base OS Software Suite [9.1-20080321.0]
JUNOS Kernel Software Suite [9.1-20080321.0]
JUNOS Crypto Software Suite [9.1-20080321.0]
JUNOS Packet Forwarding Engine Support (M/T Common) [9.1-20080321.0]
JUNOS Packet Forwarding Engine Support (T-series) [9.1-20080321.0]
JUNOS Online Documentation [9.1-20080321.0]
JUNOS Routing Software Suite [9.1-20080321.0]
labpkg [7.0]
```

show version (TX Matrix Plus Router)

```
user@host> show version
sfc0-re0:
```

```
-----
      Type InUse MemUse HighUse Requests Size(s)
file desc 164 35K - 4034 16,1024,2048,16384
sigio 1 1K - 50 32
kenv 28 5K - 31 16,32,64,131072
kqueue 5 3K - 119 1024,4096,32768
proc-args 66 3K - 2951 16,32,64,128,256,512,1024,2048
zombie 0 0K - 3513 128
ithread 100 7K - 100 16,64,256
CAM queue 3 1K - 3 16
KTRACE 100 10K - 100 128
entropy 1024 64K - 1024 64
USB 127 10K - 127 16,32,64,128,256,1024,2048
linker 485 6216K - 1166 16,32,64,4096,32768,131072
USBdev 10 1K - 34 16,128,2048,16384
lockf 50 4K - 64872 64
devbuf 21086 15337K - 21661
16,32,64,128,256,512,1024,2048,4096,16384,32768,65536,131072
temp 1249 149K - 9479
16,32,64,128,256,512,2048,4096,16384,32768,65536,131072
ip6ndp 0 0K - 4 64
in6ifmulti 1 1K - 1 64
in6greentry 1 1K - 1 64
iftable 13 3K - 14 16,64,4096
iflogical 17 4K - 24 64,2048
iffamily 45 6K - 63 32,1024,2048
rtnextthop 206 36K - 380
16,32,64,256,512,1024,2048,4096,8192,16384
```

metrics	5	1K	-	25	256
inifmulti	6	1K	-	12	64
ingrentry	12	1K	-	24	64
rnode	126	3K	-	240	16, 32
rcache	4	8K	-	4	65536
tagbh	10	2K	-	20	256
ifdevice	11	8K	-	11	16, 32768
ifstat	2817	2765K	-	2825	16, 32, 1024, 16384, 32768, 65536
ipfw	32	22K	-	43	
16, 32, 64, 128, 256, 512, 16384, 32768, 65536, 131072					
ifmaddr	399	11K	-	435	16, 32
rtable	208	19K	-	340	16, 32, 64, 128, 1024, 16384
sysctl	0	0K	-	1188265	16, 32, 64, 4096, 16384, 32768
ifaddr	45	3K	-	57	32, 64, 128
mkey	354	6K	-	4690	16, 128
pfe_ipc	0	0K	-	11456	
16, 32, 64, 128, 256, 512, 1024, 2048, 4096, 8192, 16384, 32768, 65536, 131072					
ifstate	5961	435K	-	6846	
16, 32, 64, 128, 256, 512, 1024, 2048, 4096, 16384, 32768					
itable16	249	39K	-	294	256, 4096
itable32	148	5K	-	148	32
itable64	2	1K	-	2	64
lr	1	1K	-	1	16384
pic	29	3K	-	29	64, 16384
pfestat	0	0K	-	2820	32, 128, 65536
gencfg	1499	200K	-	6086	
16, 32, 64, 128, 512, 4096, 16384, 32768, 65536					
jsr	2	1K	-	10	16
idl	1	4K	-	121	
32, 64, 128, 256, 512, 1024, 2048, 4096, 16384, 32768, 65536, 131072					
rtsmsg	0	0K	-	16	131072
DEVFS2	108	2K	-	108	16
DEVFS3	204	23K	-	205	256
module	247	16K	-	247	64, 128
mtx_pool	1	8K	-	1	
DEVFS1	108	27K	-	108	4096
pgrp	20	2K	-	275	64
session	14	2K	-	173	512
proc	2	1K	-	2	16384
subproc	302	601K	-	3815	4096, 131072
cred	45	5K	-	33092	256
plimit	22	5K	-	1363	2048
uidinfo	3	1K	-	6	32, 512
sysctlold	2548	78K	-	2548	16, 32, 64
sysctltmp	0	0K	-	1449	16, 32, 64, 1024
umtx	162	11K	-	162	64
SWAP	2	277K	-	2	64
bus	781	126K	-	3263	16, 32, 64, 128, 32768
bus-sc	67	62K	-	1623	
16, 32, 64, 512, 1024, 4096, 16384, 65536, 131072					
DEVFS	14	1K	-	15	16, 64
devstat	8	17K	-	8	16, 131072
eventhandler	42	2K	-	42	32, 128
kobj	93	186K	-	111	65536
rman	106	7K	-	490	16, 32, 64
sbuf	0	0K	-	1112	16, 32, 32768, 131072
NULLFS hash	1	1K	-	1	64
taskqueue	5	1K	-	5	64
turnstiles	163	11K	-	163	64
Unitno	6	1K	-	10	16, 64
ioctlops	0	0K	-	477380	16, 32, 64, 128, 16384, 65536, 131072

iov	0	OK	-	49032	16, 64, 128, 256, 512, 1024, 2048, 131072
msg	4	25K	-	4	32768, 131072
sem	4	7K	-	4	16384, 32768, 131072
shm	3	14K	-	8	32768
ttys	412	60K	-	863	512, 32768
ptys	4	1K	-	4	128
mbextcnt	0	OK	-	42	16
soname	104	11K	-	104726	16, 32, 64, 256
pcb	256	32K	-	1097	
16, 32, 64, 128, 1024, 2048, 4096, 16384, 32768, 65536					
BIO buffer	44	88K	-	723	65536
vfscache	1	512K	-	1	
cluster_save buffer	0	OK	-	-	30 32, 64
VFS hash	1	256K	-	1	
vnodes	1	1K	-	1	512
mount	274	23K	-	489	16, 32, 64, 128, 256, 4096, 32768
vnodemarker	0	OK	-	1699	16384
pfs_nodes	25	3K	-	25	128
pfs_vncache	227	8K	-	429	32
GEOM	173	15K	-	1068	
16, 32, 64, 128, 256, 512, 2048, 16384, 32768, 131072					
STP	1	1K	-	1	64
CAM dev queue	1	1K	-	1	64
syncache	1	8K	-	1	
tlv_stat	0	OK	-	238	
NFS daemon	1	8K	-	1	
pagedep	1	64K	-	124	64
inodedep	1	256K	-	605	256
newblk	1	1K	-	611	64, 4096
bmsafemap	0	OK	-	47	64
allocdirect	0	OK	-	605	128
indirdep	0	OK	-	6	32
allocindir	0	OK	-	5	64
freefrag	0	OK	-	91	32
freeblks	0	OK	-	93	2048
freefile	0	OK	-	161	32
diradd	0	OK	-	603	64
mkdir	0	OK	-	166	32
dirrem	0	OK	-	312	32
newdirblk	0	OK	-	1	32
savedino	0	OK	-	294	512
UFS mount	15	36K	-	15	4096, 65536, 131072
UMAHash	1	16K	-	7	4096, 16384, 32768, 65536, 131072
MD disk	9	18K	-	9	65536
ata_generic	2	2K	-	21	16, 16384, 32768
ISOFS mount	7	1K	-	13	512
VM pgdata	2	65K	-	2	64
ISOFS node	1405	132K	-	1419	128
CAM SIM	1	1K	-	1	64
atkbddev	2	1K	-	2	32
Gzip trees	0	OK	-	470292	32, 64, 128, 1024, 8192, 32768, 65536, 131072
CAM XPT	6	1K	-	9	16, 64, 16384
isadev	23	2K	-	23	64
CAM periph	1	1K	-	1	128
I/O APIC	1	1K	-	1	32768
ad_driver	2	1K	-	2	256
legacydrv	3	1K	-	3	16
memdesc	1	4K	-	1	131072
MP Table	1	1K	-	1	128
nexusdev	2	1K	-	2	16

	ata_dma	6	1K	-	6	256	
	cdev	26	3K	-	26	256	
	kbdmux	5	9K	-	5	128,4096,65536,131072	
ITEM	SIZE	LIMIT	USED	FREE	REQUESTS		
UMA Kegs:	136,	0,	69,	3,	69		
UMA Zones:	120,	0,	69,	21,	69		
UMA Slabs:	64,	0,	1681,	30,	17268		
UMA RCntSlabs:	104,	0,	2419,	23,	2419		
UMA Hash:	128,	0,	4,	26,	5		
16 Bucket:	76,	0,	32,	18,	32		
32 Bucket:	140,	0,	35,	21,	35		
64 Bucket:	268,	0,	32,	10,	32		
128 Bucket:	524,	0,	105,	0,	105		
VM OBJECT:	128,	0,	3767,	193,	69113		
MAP:	160,	0,	7,	41,	7		
KMAP ENTRY:	68,	44352,	26,	142,	40036		
MAP ENTRY:	68,	0,	2718,	474,	195484		
PV ENTRY:	24,	1259180,	107193,	12722,	5133143		
DP fakepg:	72,	0,	0,	0,	0		
mt_zone:	64,	0,	231,	64,	231		
16:	16,	0,	4447,	222,	1707104		
32:	32,	0,	5559,	204,	427638		
64:	64,	0,	23128,	59,	191981		
96:	96,	0,	3628,	92,	36576		
112:	112,	0,	782,	93,	51883		
128:	128,	0,	727,	143,	2028		
160:	160,	0,	1041,	39,	9623		
208:	208,	0,	302,	40,	5625		
256:	256,	0,	627,	18,	4296		
272:	272,	0,	48,	22,	3160		
512:	512,	0,	666,	14,	5529		
1024:	1024,	0,	420,	12,	15128		
2048:	2048,	0,	1909,	17,	13067		
4096:	4096,	0,	228,	19,	7877		
Files:	72,	0,	586,	103,	124488		
PROC:	544,	0,	139,	22,	3652		
THREAD:	416,	0,	161,	1,	162		
KSEGRP:	88,	0,	161,	39,	162		
UPCALL:	44,	0,	0,	0,	0		
SLEEPQUEUE:	32,	0,	163,	176,	163		
VMSPACE:	268,	0,	66,	18,	3569		
mbuf_packet:	256,	180000,	256,	128,	27221		
mbuf:	256,	180000,	4110,	501,	2286155		
mbuf_cluster:	2048,	30000,	4487,	351,	697551		
mbuf_jumbo_pagesize:	4096,		0,	0,	0,	0	
mbuf_jumbo_9k:	9216,	0,	0,	0,	0		
mbuf_jumbo_16k:	16384,	0,	0,	0,	0		
ACL UMA zone:	388,	0,	0,	0,	0		
g_bio:	132,	0,	0,	290,	97288		
ata_request:	200,	0,	0,	76,	5910		
ata_composite:	192,	0,	0,	0,	0		
VNODE:	292,	0,	4128,	32,	4583		
VNODEPOLL:	72,	0,	0,	0,	0		
S VFS Cache:	68,	0,	3890,	86,	9271		
L VFS Cache:	291,	0,	17,	22,	24		
NAMEI:	1024,	0,	0,	36,	341732		
NFSMOUNT:	480,	0,	0,	0,	0		
NFSNODE:	460,	0,	0,	0,	0		
PIPE:	404,	0,	29,	7,	1825		
KNOTE:	72,	0,	35,	71,	15004		

socket:	412,	30006,	352,	26,	4683
ipq:	52,	288,	0,	0,	0
udpcb:	224,	30005,	24,	27,	232
inpcb:	224,	30005,	35,	33,	140
tcpcb:	520,	30002,	35,	7,	140
tcptw:	56,	6030,	0,	134,	66
syncache:	128,	15360,	0,	60,	41
tcpreass:	20,	2028,	0,	0,	0
sackhole:	20,	0,	0,	0,	0
ripcb:	224,	30005,	5,	29,	7
unpcb:	140,	30016,	150,	46,	3791
SWAPMETA:	276,	121576,	0,	0,	0
FFS inode:	132,	0,	2385,	51,	2622
FFS1 dinode:	128,	0,	2385,	45,	2622
FFS2 dinode:	256,	0,	0,	0,	0

```

19933113 cpu context switches
5244831 device interrupts
154821 software interrupts
459702 traps
8357837 system calls
    76 kernel threads created
    3442 fork() calls
    134 vfork() calls
    0 rfork() calls
    0 swap pager pageins
    0 swap pager pages paged in
    0 swap pager pageouts
    0 swap pager pages paged out
    504 vnode pager pageins
    538 vnode pager pages paged in
    380 vnode pager pageouts
    3646 vnode pager pages paged out
    0 page daemon wakeups
    0 pages examined by the page daemon
    56570 pages reactivated
    127752 copy-on-write faults
        39 copy-on-write optimized faults
    200992 zero fill pages zeroed
    196746 zero fill pages prezeroed
        27 intransit blocking page faults
    443499 total VM faults taken
        0 pages affected by kernel thread creation
    441644 pages affected by fork()
    52141 pages affected by vfork()
    0 pages affected by rfork()
    420183 pages freed
        0 pages freed by daemon
    206284 pages freed by exiting processes
    52228 pages active
    56648 pages inactive
    52413 pages in VM cache
    17956 pages wired down
    654199 pages free
        4096 bytes per page
        0 swap pages used
        0 peak swap pages used
    1295493 total name lookups
        cache hits (93% pos + 5% neg) system 0% per-directory
        deletions 0%, falsehits 0%, toolong 0%
interrupt                                total      rate

```

```

irq4: sio0                      5131      1
irq16: uhci0 uhci*             164201    40
irq17: uhci1 uhci*             386684    95
cpu0: timer                     8131301   2017
Total                          8687317   2155
vm.kmem_map_free: 618377216

```

```

show version (MX Series Router) user@host5> show version
Hostname: host5
Model: mx80
JUNOS Base OS boot [11.3-20110717.0]
JUNOS Base OS Software Suite [11.3-20110717.0]
JUNOS Kernel Software Suite [11.3-20110717.0]
JUNOS Crypto Software Suite [11.3-20110717.0]
JUNOS Packet Forwarding Engine Support (MX80) [11.3-20110717.0]
JUNOS Online Documentation [11.3-20110717.0]
JUNOS Routing Software Suite [11.3-20110717.0]

```

```

show version (QFX3500 Switch) user@switch> show version
Hostname: switch
Model: qfx_s3500
JUNOS Base OS boot [11.1R1]
JUNOS Base OS Software Suite [11.1R1]
JUNOS Kernel Software Suite [11.1R1]
JUNOS Crypto Software Suite [11.1R1]
JUNOS Online Documentation [11.1R1]
JUNOS Enterprise Software Suite [11.1R1]
JUNOS Packet Forwarding Engine Support (QFX) [11.1R1]
JUNOS Routing Software Suite [11.1R1]

```

```

show version (QFabric Switch) user@qfabric> show version
Hostname: qfabric
Model: qfx3000
Serial Number: qfsn-0123456789
QFabric System ID: f158527a-f99e-11e0-9fbd-00e081c57cda
JUNOS Base Version [11.3I20111018_0215_dc-builder]

```

```

show version component all user@switch> show version component all
(QFabric Switch) dg1:
-
Hostname: qfabric
Model: qfx3100
JUNOS Base Version [11.3R1.6]

dg0:
-
Hostname: qfabric
Model: qfx3100
JUNOS Base Version [11.3R1.6]

NW-NG-0:
-
Hostname: qfabric
Model: qfx-jvre
JUNOS Base OS boot [11.3R1.6]
JUNOS Base OS Software Suite [11.3R1.6]
JUNOS Kernel Software Suite [11.3R1.6]
JUNOS Crypto Software Suite [11.3R1.6]
JUNOS Online Documentation [11.3R1.6]
JUNOS Enterprise Software Suite [11.3R1.6]

```

JUNOS Packet Forwarding Engine Support (QFX RE) [11.3R1.6]
JUNOS Routing Software Suite [11.3R1.6]

FC-0:

-
Hostname: qfabric
Model: qfx-jvre
JUNOS Base OS boot [11.3R1.6]
JUNOS Base OS Software Suite [11.3R1.6]
JUNOS Kernel Software Suite [11.3R1.6]
JUNOS Crypto Software Suite [11.3R1.6]
JUNOS Online Documentation [11.3R1.6]
JUNOS Enterprise Software Suite [11.3R1.6]
JUNOS Packet Forwarding Engine Support (QFX RE) [11.3R1.6]
JUNOS Routing Software Suite [11.3R1.6]

FC-1:

Hostname: qfabric
Model: qfx-jvre
JUNOS Base OS boot [11.3R1.6]
JUNOS Base OS Software Suite [11.3R1.6]
JUNOS Kernel Software Suite [11.3R1.6]
JUNOS Crypto Software Suite [11.3R1.6]
JUNOS Online Documentation [11.3R1.6]
JUNOS Enterprise Software Suite [11.3R1.6]
JUNOS Packet Forwarding Engine Support (QFX RE) [11.3R1.6]
JUNOS Routing Software Suite [11.3R1.6]

DRE-0:

-
Hostname: dre-0
Model: qfx-jvre
JUNOS Base OS boot [11.3R1.6]
JUNOS Base OS Software Suite [11.3R1.6]
JUNOS Kernel Software Suite [11.3R1.6]
JUNOS Crypto Software Suite [11.3R1.6]
JUNOS Online Documentation [11.3R1.6]
JUNOS Enterprise Software Suite [11.3R1.6]
JUNOS Packet Forwarding Engine Support (QFX RE) [11.3R1.6]
JUNOS Routing Software Suite [11.3R1.6]

FM-0:

-
Hostname: qfabric
Model: qfx-jvre
JUNOS Base OS boot [11.3R1.6]
JUNOS Base OS Software Suite [11.3R1.6]
JUNOS Kernel Software Suite [11.3R1.6]
JUNOS Crypto Software Suite [11.3R1.6]
JUNOS Online Documentation [11.3R1.6]
JUNOS Enterprise Software Suite [11.3R1.6]
JUNOS Packet Forwarding Engine Support (QFX RE) [11.3R1.6]
JUNOS Routing Software Suite [11.3R1.6]

nodedevice1:

-
Hostname: qfabric
Model: QFX3500
JUNOS Base OS boot [11.3R1.6]
JUNOS Base OS Software Suite [11.3R1.6]
JUNOS Kernel Software Suite [11.3R1.6]


```
JUNOS Crypto Software Suite [11.3R1.6]
JUNOS Online Documentation [11.3R1.6]
JUNOS Enterprise Software Suite [11.3R1.6]
JUNOS Packet Forwarding Engine Support (QFX RE) [11.3R1.6]
JUNOS Routing Software Suite [11.3R1.6]

interconnectdevice1:
-
Hostname: qfabric
Model: QFX3108
JUNOS Base OS boot [11.3R1.6]
JUNOS Base OS Software Suite [11.3R1.6]
JUNOS Kernel Software Suite [11.3R1.6]
JUNOS Crypto Software Suite [11.3R1.6]
JUNOS Online Documentation [11.3R1.6]
JUNOS Enterprise Software Suite [11.3R1.6]
JUNOS Packet Forwarding Engine Support (QFX RE) [11.3R1.6]
JUNOS Routing Software Suite [11.3R1.6]
warning: from interconnectdevice0: Disconnected
```

show version invoke-on

Syntax	show version invoke-on (all-routing-engines other-routing-engine)
Syntax (MX Series Router)	show version invoke-on (all-routing-engines other-routing-engine) <all-members> <local> <member <i>member-id</i> >
Release Information	Command introduced before JUNOS Release 7.4.
Description	Display the hostname and version information about the software running on a router with two Routing Engines.
Options	<p>all-routing-engines—Display the hostnames and version information about the software running on all master and backup Routing Engines on a routing matrix based on the TX Matrix or TX Matrix Plus router or on a router that has dual Routing Engines.</p> <p>other-routing-engine—Display the hostnames and version information about the software running on the other Routing Engine. For example, if you issue this command on the master Routing Engine on an M320 router, the JUNOS Software displays the hostname and version information on the backup Routing Engine. On a routing matrix based on the TX Matrix or TX Matrix Plus router, if you issue this command on the TX Matrix or TX Matrix Plus router's master Routing Engine, the JUNOS Software displays all the hostnames and version information on all the backup Routing Engines.</p> <p>all-members—(MX Series routers only) (Optional) Display the hostnames and version information about the software running on all master and backup Routing Engines on all members of the Virtual Chassis configuration. Specify the all-members option before the invoke-on keyword.</p> <p>local—(MX Series routers only) (Optional) Display the hostnames and version information about the software running on all master and backup Routing Engines on the local Virtual Chassis member. Specify the local option before the invoke-on keyword.</p> <p>member <i>member-id</i>—(MX Series routers only) (Optional) Display the hostnames and version information about the software running on all master and backup Routing Engines on the specified member of the Virtual Chassis configuration. Replace <i>member-id</i> with a value of 0 or 1. Specify the member <i>member-id</i> option before the invoke-on keyword.</p>
Required Privilege Level	view
List of Sample Output	show version invoke-on all-routing-engines (TX Matrix Router) on page 1381 show version invoke-on other-routing-engine (TX Matrix Router) on page 1383 show version invoke-on all-routing-engines (TX Matrix Plus Router) on page 1384 show version invoke-on other-routing-engine (TX Matrix Plus Router) on page 1389

Sample Output

```

show version      user@host> show version invoke-on all-routing-engines
invoke-on        scc-re0:
all-routing-engines -----
(TX Matrix Router)
Hostname: bob
Model: TX Matrix
JUNOS Base OS boot [7.1-20041024.0]
JUNOS Base OS Software Suite [7.1-20041024.0]
JUNOS Kernel Software Suite [7.1-20041024.0]
JUNOS Packet Forwarding Engine Support (T-Series) [7.1-20041024.0]
JUNOS Routing Software Suite [7.1-20041024.0]
JUNOS Online Documentation [7.1-20041024.0]
JUNOS Crypto Software Suite [7.1-20041024.0]
JUNOS Support Tools Package [7.1-20041025.1]

scc-re1:
-----
Hostname: bob1
Model: TX Matrix
JUNOS Base OS boot [7.1-20041024.0]
JUNOS Base OS Software Suite [7.1-20041024.0]
JUNOS Kernel Software Suite [7.1-20041024.0]
JUNOS Packet Forwarding Engine Support (T-Series) [7.1-20041024.0]
JUNOS Routing Software Suite [7.1-20041024.0]
JUNOS Online Documentation [7.1-20041024.0]
JUNOS Crypto Software Suite [7.1-20041024.0]
JUNOS Support Tools Package [7.1-20041025.1]

lcc0-re0:
-----
Hostname: cas
Model: t640
JUNOS Base OS boot [7.1-20041024.0]
JUNOS Base OS Software Suite [7.1-20041024.0]
JUNOS Kernel Software Suite [7.1-20041024.0]
JUNOS Packet Forwarding Engine Support (T-Series) [7.1-20041024.0]
JUNOS Routing Software Suite [7.1-20041024.0]
JUNOS Online Documentation [7.1-20041024.0]
JUNOS Crypto Software Suite [7.1-20041024.0]

lcc0-re1:
-----
Hostname: cas1-lcc0
Model: t640
JUNOS Base OS boot [7.1-20041024.0]
JUNOS Base OS Software Suite [7.1-20041024.0]
JUNOS Kernel Software Suite [7.1-20041024.0]
JUNOS Packet Forwarding Engine Support (T-Series) [7.1-20041024.0]
JUNOS Routing Software Suite [7.1-20041024.0]
JUNOS Online Documentation [7.1-20041024.0]
JUNOS Crypto Software Suite [7.1-20041024.0]

lcc1-re0:
-----
Hostname: jas
Model: t640
JUNOS Base OS boot [7.1-20041024.0]
JUNOS Base OS Software Suite [7.1-20041024.0]
JUNOS Kernel Software Suite [7.1-20041024.0]

```

JUNOS Packet Forwarding Engine Support (T-Series) [7.1-20041024.0]
JUNOS Routing Software Suite [7.1-20041024.0]
JUNOS Online Documentation [7.1-20041024.0]
JUNOS Crypto Software Suite [7.1-20041024.0]

lcc1-re1:

Hostname: jas1
Model: t640
JUNOS Base OS boot [7.1-20041024.0]
JUNOS Base OS Software Suite [7.1-20041024.0]
JUNOS Kernel Software Suite [7.1-20041024.0]
JUNOS Packet Forwarding Engine Support (T-Series) [7.1-20041024.0]
JUNOS Routing Software Suite [7.1-20041024.0]
JUNOS Online Documentation [7.1-20041024.0]
JUNOS Crypto Software Suite [7.1-20041024.0]

lcc2-re0:

Hostname: dew
Model: t640
JUNOS Base OS boot [7.1-20041024.0]
JUNOS Base OS Software Suite [7.1-20041024.0]
JUNOS Kernel Software Suite [7.1-20041024.0]
JUNOS Packet Forwarding Engine Support (T-Series) [7.1-20041024.0]
JUNOS Routing Software Suite [7.1-20041024.0]
JUNOS Online Documentation [7.1-20041024.0]
JUNOS Crypto Software Suite [7.1-20041024.0]

lcc2-re1:

Hostname: dew1
Model: t640
JUNOS Base OS boot [7.1-20041024.0]
JUNOS Base OS Software Suite [7.1-20041024.0]
JUNOS Kernel Software Suite [7.1-20041024.0]
JUNOS Packet Forwarding Engine Support (T-Series) [7.1-20041024.0]
JUNOS Routing Software Suite [7.1-20041024.0]
JUNOS Online Documentation [7.1-20041024.0]
JUNOS Crypto Software Suite [7.1-20041024.0]

lcc3-re0:

Hostname: wa
Model: t640
JUNOS Base OS boot [7.1-20041024.0]
JUNOS Base OS Software Suite [7.1-20041024.0]
JUNOS Kernel Software Suite [7.1-20041024.0]
JUNOS Packet Forwarding Engine Support (T-Series) [7.1-20041024.0]
JUNOS Routing Software Suite [7.1-20041024.0]
JUNOS Online Documentation [7.1-20041024.0]
JUNOS Crypto Software Suite [7.1-20041024.0]

lcc3-re1:

Hostname: wa1
Model: t640
JUNOS Base OS boot [7.1-20041024.0]
JUNOS Base OS Software Suite [7.1-20041025.1]
JUNOS Kernel Software Suite [7.1-20041024.0]
JUNOS Packet Forwarding Engine Support (T-Series) [7.1-20041024.0]

```

JUNOS Routing Software Suite [7.1-20041024.0]
JUNOS Online Documentation [7.1-20041024.0]
JUNOS Crypto Software Suite [7.1-20041024.0]

show version user@host> show version invoke-on other-routing-engine
invoke-on scc-re1:
other-routing-engine -----
(TX Matrix Router)
Hostname: bob1
Model: TX Matrix
JUNOS Base OS boot [7.1-20041024.0]
JUNOS Base OS Software Suite [7.1-20041024.0]
JUNOS Kernel Software Suite [7.1-20041024.0]
JUNOS Packet Forwarding Engine Support (T-Series) [7.1-20041024.0]
JUNOS Routing Software Suite [7.1-20041024.0]
JUNOS Online Documentation [7.1-20041024.0]
JUNOS Crypto Software Suite [7.1-20041024.0]
JUNOS Support Tools Package [7.1-20041025.1]

lcc0-re1:
-----
Hostname: cas1-lcc0
Model: t640
JUNOS Base OS boot [7.1-20041024.0]
JUNOS Base OS Software Suite [7.1-20041024.0]
JUNOS Kernel Software Suite [7.1-20041024.0]
JUNOS Packet Forwarding Engine Support (T-Series) [7.1-20041024.0]
JUNOS Routing Software Suite [7.1-20041024.0]
JUNOS Online Documentation [7.1-20041024.0]
JUNOS Crypto Software Suite [7.1-20041024.0]
lcc1-re1:
-----
Hostname: jas1
Model: t640
JUNOS Base OS boot [7.1-20041024.0]
JUNOS Base OS Software Suite [7.1-20041024.0]
JUNOS Kernel Software Suite [7.1-20041024.0]
JUNOS Packet Forwarding Engine Support (T-Series) [7.1-20041024.0]
JUNOS Routing Software Suite [7.1-20041024.0]
JUNOS Online Documentation [7.1-20041024.0]
JUNOS Crypto Software Suite [7.1-20041024.0]

lcc2-re1:
-----
Hostname: dew1
Model: t640
JUNOS Base OS boot [7.1-20041024.0]
JUNOS Base OS Software Suite [7.1-20041024.0]
JUNOS Kernel Software Suite [7.1-20041024.0]
JUNOS Packet Forwarding Engine Support (T-Series) [7.1-20041024.0]
JUNOS Routing Software Suite [7.1-20041024.0]
JUNOS Online Documentation [7.1-20041024.0]
JUNOS Crypto Software Suite [7.1-20041024.0]
lcc3-re1:
-----
Hostname: wa1
Model: t640
JUNOS Base OS boot [7.1-20041024.0]
JUNOS Base OS Software Suite [7.1-20041025.1]
JUNOS Kernel Software Suite [7.1-20041024.0]
JUNOS Packet Forwarding Engine Support (T-Series) [7.1-20041024.0]
JUNOS Routing Software Suite [7.1-20041024.0]

```

```
JUNOS Online Documentation [7.1-20041024.0]
JUNOS Crypto Software Suite [7.1-20041024.0]

show version user@host> show version invoke-on all-routing-engines
invoke-on sfc0-re0:
all-routing-engines -----
(TX Matrix Plus
Router)  Hostname: aj
        Model: txp
        JUNOS Base OS boot [9.6-20090519.0]
        JUNOS Base OS Software Suite [9.6-20090519.0]
        JUNOS Kernel Software Suite [9.6-20090519.0]
        JUNOS Crypto Software Suite [9.6-20090519.0]
        JUNOS Packet Forwarding Engine Support (M/T Common) [9.6-20090519.0]
        JUNOS Packet Forwarding Engine Support (T-Series) [9.6-20090519.0]
        JUNOS Online Documentation [9.6-20090519.0]
        JUNOS Voice Services Container package [9.6-20090519.0]
        JUNOS Border Gateway Function package [9.6-20090519.0]
        JUNOS Services AACL Container package [9.6-20090519.0]
        JUNOS Services LL-PDF Container package [9.6-20090519.0]
        JUNOS Services Stateful Firewall [9.6-20090519.0]
        JUNOS AppId Services [9.6-20090519.0]
        JUNOS IDP Services [9.6-20090519.0]
        JUNOS Routing Software Suite [9.6-20090519.0]

        lcc0-re0:
        -----
        Hostname: lj
        Model: tl600
        JUNOS Base OS boot [9.6-20090519.0]
        JUNOS Base OS Software Suite [9.6-20090519.0]
        JUNOS Kernel Software Suite [9.6-20090519.0]
        JUNOS Crypto Software Suite [9.6-20090519.0]
        JUNOS Packet Forwarding Engine Support (M/T Common) [9.6-20090519.0]
        JUNOS Packet Forwarding Engine Support (T-Series) [9.6-20090519.0]
        JUNOS Online Documentation [9.6-20090519.0]
        JUNOS Voice Services Container package [9.6-20090519.0]
        JUNOS Border Gateway Function package [9.6-20090519.0]
        JUNOS Services AACL Container package [9.6-20090519.0]
        JUNOS Services LL-PDF Container package [9.6-20090519.0]
        JUNOS Services Stateful Firewall [9.6-20090519.0]
        JUNOS AppId Services [9.6-20090519.0]
        JUNOS IDP Services [9.6-20090519.0]
        JUNOS Routing Software Suite [9.6-20090519.0]

        lcc1-re0:
        -----
        Hostname: mj
        Model: tl600
        JUNOS Base OS boot [9.6-20090519.0]
        JUNOS Base OS Software Suite [9.6-20090519.0]
        JUNOS Kernel Software Suite [9.6-20090519.0]
        JUNOS Crypto Software Suite [9.6-20090519.0]
        JUNOS Packet Forwarding Engine Support (M/T Common) [9.6-20090519.0]
        JUNOS Packet Forwarding Engine Support (T-Series) [9.6-20090519.0]
        JUNOS Online Documentation [9.6-20090519.0]
        JUNOS Voice Services Container package [9.6-20090519.0]
        JUNOS Border Gateway Function package [9.6-20090519.0]
        JUNOS Services AACL Container package [9.6-20090519.0]
        JUNOS Services LL-PDF Container package [9.6-20090519.0]
        JUNOS Services Stateful Firewall [9.6-20090519.0]
        JUNOS AppId Services [9.6-20090519.0]
```

```
JUNOS IDP Services [9.6-20090519.0]
JUNOS Routing Software Suite [9.6-20090519.0]
```

```
lcc2-re0:
```

```
-----
Hostname: pj
Model: t1600
JUNOS Base OS boot [9.6-20090519.0]
JUNOS Base OS Software Suite [9.6-20090519.0]
JUNOS Kernel Software Suite [9.6-20090519.0]
JUNOS Crypto Software Suite [9.6-20090519.0]
JUNOS Packet Forwarding Engine Support (M/T Common) [9.6-20090519.0]
JUNOS Packet Forwarding Engine Support (T-Series) [9.6-20090519.0]
JUNOS Online Documentation [9.6-20090519.0]
JUNOS Voice Services Container package [9.6-20090519.0]
JUNOS Border Gateway Function package [9.6-20090519.0]
JUNOS Services AACL Container package [9.6-20090519.0]
JUNOS Services LL-PDF Container package [9.6-20090519.0]
JUNOS Services Stateful Firewall [9.6-20090519.0]
JUNOS AppId Services [9.6-20090519.0]
JUNOS IDP Services [9.6-20090519.0]
JUNOS Routing Software Suite [9.6-20090519.0]
```

```
lcc3-re0:
```

```
-----
Hostname: tj
Model: t1600
JUNOS Base OS boot [9.6-20090519.0]
JUNOS Base OS Software Suite [9.6-20090519.0]
JUNOS Kernel Software Suite [9.6-20090519.0]
JUNOS Crypto Software Suite [9.6-20090519.0]
JUNOS Packet Forwarding Engine Support (M/T Common) [9.6-20090519.0]
JUNOS Packet Forwarding Engine Support (T-Series) [9.6-20090519.0]
JUNOS Online Documentation [9.6-20090519.0]
JUNOS Voice Services Container package [9.6-20090519.0]
JUNOS Border Gateway Function package [9.6-20090519.0]
JUNOS Services AACL Container package [9.6-20090519.0]
JUNOS Services LL-PDF Container package [9.6-20090519.0]
JUNOS Services Stateful Firewall [9.6-20090519.0]
JUNOS AppId Services [9.6-20090519.0]
JUNOS IDP Services [9.6-20090519.0]
JUNOS Routing Software Suite [9.6-20090519.0]
```

```
sfc0-re1:
```

```
-----
Hostname: aj1
Model: txp
JUNOS Base OS boot [9.6-20090519.0]
JUNOS Base OS Software Suite [9.6-20090519.0]
JUNOS Kernel Software Suite [9.6-20090519.0]
JUNOS Crypto Software Suite [9.6-20090519.0]
JUNOS Packet Forwarding Engine Support (M/T Common) [9.6-20090519.0]
JUNOS Packet Forwarding Engine Support (T-Series) [9.6-20090519.0]
JUNOS Online Documentation [9.6-20090519.0]
JUNOS Voice Services Container package [9.6-20090519.0]
JUNOS Border Gateway Function package [9.6-20090519.0]
JUNOS Services AACL Container package [9.6-20090519.0]
JUNOS Services LL-PDF Container package [9.6-20090519.0]
JUNOS Services Stateful Firewall [9.6-20090519.0]
JUNOS AppId Services [9.6-20090519.0]
JUNOS IDP Services [9.6-20090519.0]
```

JUNOS Routing Software Suite [9.6-20090519.0]

lcc0-re1:

Hostname: ljl
Model: t1600
JUNOS Base OS boot [9.6-20090519.0]
JUNOS Base OS Software Suite [9.6-20090519.0]
JUNOS Kernel Software Suite [9.6-20090519.0]
JUNOS Crypto Software Suite [9.6-20090519.0]
JUNOS Packet Forwarding Engine Support (M/T Common) [9.6-20090519.0]
JUNOS Packet Forwarding Engine Support (T-Series) [9.6-20090519.0]
JUNOS Online Documentation [9.6-20090519.0]
JUNOS Voice Services Container package [9.6-20090519.0]
JUNOS Border Gateway Function package [9.6-20090519.0]
JUNOS Services AACL Container package [9.6-20090519.0]
JUNOS Services LL-PDF Container package [9.6-20090519.0]
JUNOS Services Stateful Firewall [9.6-20090519.0]
JUNOS AppId Services [9.6-20090519.0]
JUNOS IDP Services [9.6-20090519.0]
JUNOS Routing Software Suite [9.6-20090519.0]

lcc1-re1:

Hostname: mjl
Model: t1600
JUNOS Base OS boot [9.6-20090519.0]
JUNOS Base OS Software Suite [9.6-20090519.0]
JUNOS Kernel Software Suite [9.6-20090519.0]
JUNOS Crypto Software Suite [9.6-20090519.0]
JUNOS Packet Forwarding Engine Support (M/T Common) [9.6-20090519.0]
JUNOS Packet Forwarding Engine Support (T-Series) [9.6-20090519.0]
JUNOS Online Documentation [9.6-20090519.0]
JUNOS Voice Services Container package [9.6-20090519.0]
JUNOS Border Gateway Function package [9.6-20090519.0]
JUNOS Services AACL Container package [9.6-20090519.0]
JUNOS Services LL-PDF Container package [9.6-20090519.0]
JUNOS Services Stateful Firewall [9.6-20090519.0]
JUNOS AppId Services [9.6-20090519.0]
JUNOS IDP Services [9.6-20090519.0]
JUNOS Routing Software Suite [9.6-20090519.0]

lcc2-re1:

Hostname: pj1
Model: t1600
JUNOS Base OS boot [9.6-20090519.0]
JUNOS Base OS Software Suite [9.6-20090519.0]
JUNOS Kernel Software Suite [9.6-20090519.0]
JUNOS Crypto Software Suite [9.6-20090519.0]
JUNOS Packet Forwarding Engine Support (M/T Common) [9.6-20090519.0]
JUNOS Packet Forwarding Engine Support (T-Series) [9.6-20090519.0]
JUNOS Online Documentation [9.6-20090519.0]
JUNOS Voice Services Container package [9.6-20090519.0]
JUNOS Border Gateway Function package [9.6-20090519.0]
JUNOS Services AACL Container package [9.6-20090519.0]
JUNOS Services LL-PDF Container package [9.6-20090519.0]
JUNOS Services Stateful Firewall [9.6-20090519.0]
JUNOS AppId Services [9.6-20090519.0]
JUNOS IDP Services [9.6-20090519.0]
JUNOS Routing Software Suite [9.6-20090519.0]


```
lcc3-re1:
```

```
-----
Hostname: tj1
Model: t1600
JUNOS Base OS boot [9.6-20090519.0]
JUNOS Base OS Software Suite [9.6-20090519.0]
JUNOS Kernel Software Suite [9.6-20090519.0]
JUNOS Crypto Software Suite [9.6-20090519.0]
JUNOS Packet Forwarding Engine Support (M/T Common) [9.6-20090519.0]
JUNOS Packet Forwarding Engine Support (T-Series) [9.6-20090519.0]
JUNOS Online Documentation [9.6-20090519.0]
JUNOS Voice Services Container package [9.6-20090519.0]
JUNOS Border Gateway Function package [9.6-20090519.0]
JUNOS Services AACL Container package [9.6-20090519.0]
JUNOS Services LL-PDF Container package [9.6-20090519.0]
JUNOS Services Stateful Firewall [9.6-20090519.0]
JUNOS AppId Services [9.6-20090519.0]
JUNOS IDP Services [9.6-20090519.0]
JUNOS Routing Software Suite [9.6-20090519.0]
```

```
lcc0-re0:
```

```
-----
Hostname: lj
Model: t1600
JUNOS Base OS boot [9.6-20090519.0]
JUNOS Base OS Software Suite [9.6-20090519.0]
JUNOS Kernel Software Suite [9.6-20090519.0]
JUNOS Crypto Software Suite [9.6-20090519.0]
JUNOS Packet Forwarding Engine Support (M/T Common) [9.6-20090519.0]
JUNOS Packet Forwarding Engine Support (T-Series) [9.6-20090519.0]
JUNOS Online Documentation [9.6-20090519.0]
JUNOS Voice Services Container package [9.6-20090519.0]
JUNOS Border Gateway Function package [9.6-20090519.0]
JUNOS Services AACL Container package [9.6-20090519.0]
JUNOS Services LL-PDF Container package [9.6-20090519.0]
JUNOS Services Stateful Firewall [9.6-20090519.0]
JUNOS AppId Services [9.6-20090519.0]
JUNOS IDP Services [9.6-20090519.0]
JUNOS Routing Software Suite [9.6-20090519.0]
```

```
lcc0-re1:
```

```
-----
Hostname: lj1
Model: t1600
JUNOS Base OS boot [9.6-20090519.0]
JUNOS Base OS Software Suite [9.6-20090519.0]
JUNOS Kernel Software Suite [9.6-20090519.0]
JUNOS Crypto Software Suite [9.6-20090519.0]
JUNOS Packet Forwarding Engine Support (M/T Common) [9.6-20090519.0]
JUNOS Packet Forwarding Engine Support (T-Series) [9.6-20090519.0]
JUNOS Online Documentation [9.6-20090519.0]
JUNOS Voice Services Container package [9.6-20090519.0]
JUNOS Border Gateway Function package [9.6-20090519.0]
JUNOS Services AACL Container package [9.6-20090519.0]
JUNOS Services LL-PDF Container package [9.6-20090519.0]
JUNOS Services Stateful Firewall [9.6-20090519.0]
JUNOS AppId Services [9.6-20090519.0]
JUNOS IDP Services [9.6-20090519.0]
JUNOS Routing Software Suite [9.6-20090519.0]
```

lcc1-re0:

Hostname: mj
Model: t1600
JUNOS Base OS boot [9.6-20090519.0]
JUNOS Base OS Software Suite [9.6-20090519.0]
JUNOS Kernel Software Suite [9.6-20090519.0]
JUNOS Crypto Software Suite [9.6-20090519.0]
JUNOS Packet Forwarding Engine Support (M/T Common) [9.6-20090519.0]
JUNOS Packet Forwarding Engine Support (T-Series) [9.6-20090519.0]
JUNOS Online Documentation [9.6-20090519.0]
JUNOS Voice Services Container package [9.6-20090519.0]
JUNOS Border Gateway Function package [9.6-20090519.0]
JUNOS Services AACL Container package [9.6-20090519.0]
JUNOS Services LL-PDF Container package [9.6-20090519.0]
JUNOS Services Stateful Firewall [9.6-20090519.0]
JUNOS AppId Services [9.6-20090519.0]
JUNOS IDP Services [9.6-20090519.0]
JUNOS Routing Software Suite [9.6-20090519.0]

lcc1-re1:

Hostname: mj1
Model: t1600
JUNOS Base OS boot [9.6-20090519.0]
JUNOS Base OS Software Suite [9.6-20090519.0]
JUNOS Kernel Software Suite [9.6-20090519.0]
JUNOS Crypto Software Suite [9.6-20090519.0]
JUNOS Packet Forwarding Engine Support (M/T Common) [9.6-20090519.0]
JUNOS Packet Forwarding Engine Support (T-Series) [9.6-20090519.0]
JUNOS Online Documentation [9.6-20090519.0]
JUNOS Voice Services Container package [9.6-20090519.0]
JUNOS Border Gateway Function package [9.6-20090519.0]
JUNOS Services AACL Container package [9.6-20090519.0]
JUNOS Services LL-PDF Container package [9.6-20090519.0]
JUNOS Services Stateful Firewall [9.6-20090519.0]
JUNOS AppId Services [9.6-20090519.0]
JUNOS IDP Services [9.6-20090519.0]
JUNOS Routing Software Suite [9.6-20090519.0]

lcc2-re0:

Hostname: pj
Model: t1600
JUNOS Base OS boot [9.6-20090519.0]
JUNOS Base OS Software Suite [9.6-20090519.0]
JUNOS Kernel Software Suite [9.6-20090519.0]
JUNOS Crypto Software Suite [9.6-20090519.0]
JUNOS Packet Forwarding Engine Support (M/T Common) [9.6-20090519.0]
JUNOS Packet Forwarding Engine Support (T-Series) [9.6-20090519.0]
JUNOS Online Documentation [9.6-20090519.0]
JUNOS Voice Services Container package [9.6-20090519.0]
JUNOS Border Gateway Function package [9.6-20090519.0]
JUNOS Services AACL Container package [9.6-20090519.0]
JUNOS Services LL-PDF Container package [9.6-20090519.0]
JUNOS Services Stateful Firewall [9.6-20090519.0]
JUNOS AppId Services [9.6-20090519.0]
JUNOS IDP Services [9.6-20090519.0]
JUNOS Routing Software Suite [9.6-20090519.0]

lcc2-re1:

```

-----
Hostname: pj1
Model: t1600
JUNOS Base OS boot [9.6-20090519.0]
JUNOS Base OS Software Suite [9.6-20090519.0]
JUNOS Kernel Software Suite [9.6-20090519.0]
JUNOS Crypto Software Suite [9.6-20090519.0]
JUNOS Packet Forwarding Engine Support (M/T Common) [9.6-20090519.0]
JUNOS Packet Forwarding Engine Support (T-Series) [9.6-20090519.0]
JUNOS Online Documentation [9.6-20090519.0]
JUNOS Voice Services Container package [9.6-20090519.0]
JUNOS Border Gateway Function package [9.6-20090519.0]
JUNOS Services AACL Container package [9.6-20090519.0]
JUNOS Services LL-PDF Container package [9.6-20090519.0]
JUNOS Services Stateful Firewall [9.6-20090519.0]
JUNOS AppId Services [9.6-20090519.0]
JUNOS IDP Services [9.6-20090519.0]
JUNOS Routing Software Suite [9.6-20090519.0]

```

```
lcc3-re0:
```

```

-----
Hostname: tj
Model: t1600
JUNOS Base OS boot [9.6-20090519.0]
JUNOS Base OS Software Suite [9.6-20090519.0]
JUNOS Kernel Software Suite [9.6-20090519.0]
JUNOS Crypto Software Suite [9.6-20090519.0]
JUNOS Packet Forwarding Engine Support (M/T Common) [9.6-20090519.0]
JUNOS Packet Forwarding Engine Support (T-Series) [9.6-20090519.0]
JUNOS Online Documentation [9.6-20090519.0]
JUNOS Voice Services Container package [9.6-20090519.0]
JUNOS Border Gateway Function package [9.6-20090519.0]
JUNOS Services AACL Container package [9.6-20090519.0]
JUNOS Services LL-PDF Container package [9.6-20090519.0]
JUNOS Services Stateful Firewall [9.6-20090519.0]
JUNOS AppId Services [9.6-20090519.0]
JUNOS IDP Services [9.6-20090519.0]
JUNOS Routing Software Suite [9.6-20090519.0]

```

```
lcc3-re1:
```

```

-----
Hostname: tj1
Model: t1600
JUNOS Base OS boot [9.6-20090519.0]
JUNOS Base OS Software Suite [9.6-20090519.0]
JUNOS Kernel Software Suite [9.6-20090519.0]
JUNOS Crypto Software Suite [9.6-20090519.0]
JUNOS Packet Forwarding Engine Support (M/T Common) [9.6-20090519.0]
JUNOS Packet Forwarding Engine Support (T-Series) [9.6-20090519.0]
JUNOS Online Documentation [9.6-20090519.0]
JUNOS Voice Services Container package [9.6-20090519.0]
JUNOS Border Gateway Function package [9.6-20090519.0]
JUNOS Services AACL Container package [9.6-20090519.0]
JUNOS Services LL-PDF Container package [9.6-20090519.0]
JUNOS Services Stateful Firewall [9.6-20090519.0]
JUNOS AppId Services [9.6-20090519.0]
JUNOS IDP Services [9.6-20090519.0]
JUNOS Routing Software Suite [9.6-20090519.0]

```

```

show version   user@host> show version invoke-on other-routing-engine
invoke-on

```

**other-routing-engine
(TX Matrix Plus
Router)****sfc0-re1:**

Hostname: aj1
Model: txp
JUNOS Base OS boot [9.6-20090519.0]
JUNOS Base OS Software Suite [9.6-20090519.0]
JUNOS Kernel Software Suite [9.6-20090519.0]
JUNOS Crypto Software Suite [9.6-20090519.0]
JUNOS Packet Forwarding Engine Support (M/T Common) [9.6-20090519.0]
JUNOS Packet Forwarding Engine Support (T-Series) [9.6-20090519.0]
JUNOS Online Documentation [9.6-20090519.0]
JUNOS Voice Services Container package [9.6-20090519.0]
JUNOS Border Gateway Function package [9.6-20090519.0]
JUNOS Services AACL Container package [9.6-20090519.0]
JUNOS Services LL-PDF Container package [9.6-20090519.0]
JUNOS Services Stateful Firewall [9.6-20090519.0]
JUNOS AppId Services [9.6-20090519.0]
JUNOS IDP Services [9.6-20090519.0]
JUNOS Routing Software Suite [9.6-20090519.0]

lcc0-re1:

Hostname: lj1
Model: t1600
JUNOS Base OS boot [9.6-20090519.0]
JUNOS Base OS Software Suite [9.6-20090519.0]
JUNOS Kernel Software Suite [9.6-20090519.0]
JUNOS Crypto Software Suite [9.6-20090519.0]
JUNOS Packet Forwarding Engine Support (M/T Common) [9.6-20090519.0]
JUNOS Packet Forwarding Engine Support (T-Series) [9.6-20090519.0]
JUNOS Online Documentation [9.6-20090519.0]
JUNOS Voice Services Container package [9.6-20090519.0]
JUNOS Border Gateway Function package [9.6-20090519.0]
JUNOS Services AACL Container package [9.6-20090519.0]
JUNOS Services LL-PDF Container package [9.6-20090519.0]
JUNOS Services Stateful Firewall [9.6-20090519.0]
JUNOS AppId Services [9.6-20090519.0]
JUNOS IDP Services [9.6-20090519.0]
JUNOS Routing Software Suite [9.6-20090519.0]

lcc1-re1:

Hostname: mj1
Model: t1600
JUNOS Base OS boot [9.6-20090519.0]
JUNOS Base OS Software Suite [9.6-20090519.0]
JUNOS Kernel Software Suite [9.6-20090519.0]
JUNOS Crypto Software Suite [9.6-20090519.0]
JUNOS Packet Forwarding Engine Support (M/T Common) [9.6-20090519.0]
JUNOS Packet Forwarding Engine Support (T-Series) [9.6-20090519.0]
JUNOS Online Documentation [9.6-20090519.0]
JUNOS Voice Services Container package [9.6-20090519.0]
JUNOS Border Gateway Function package [9.6-20090519.0]
JUNOS Services AACL Container package [9.6-20090519.0]
JUNOS Services LL-PDF Container package [9.6-20090519.0]
JUNOS Services Stateful Firewall [9.6-20090519.0]
JUNOS AppId Services [9.6-20090519.0]
JUNOS IDP Services [9.6-20090519.0]
JUNOS Routing Software Suite [9.6-20090519.0]


lcc2-re1:

```
-----  
Hostname: pj1  
Model: t1600  
JUNOS Base OS boot [9.6-20090519.0]  
JUNOS Base OS Software Suite [9.6-20090519.0]  
JUNOS Kernel Software Suite [9.6-20090519.0]  
JUNOS Crypto Software Suite [9.6-20090519.0]  
JUNOS Packet Forwarding Engine Support (M/T Common) [9.6-20090519.0]  
JUNOS Packet Forwarding Engine Support (T-Series) [9.6-20090519.0]  
JUNOS Online Documentation [9.6-20090519.0]  
JUNOS Voice Services Container package [9.6-20090519.0]  
JUNOS Border Gateway Function package [9.6-20090519.0]  
JUNOS Services AACL Container package [9.6-20090519.0]  
JUNOS Services LL-PDF Container package [9.6-20090519.0]  
JUNOS Services Stateful Firewall [9.6-20090519.0]  
JUNOS AppId Services [9.6-20090519.0]  
JUNOS IDP Services [9.6-20090519.0]  
JUNOS Routing Software Suite [9.6-20090519.0]
```

lcc3-re1:

```
-----  
Hostname: tj1  
Model: t1600  
JUNOS Base OS boot [9.6-20090519.0]  
JUNOS Base OS Software Suite [9.6-20090519.0]  
JUNOS Kernel Software Suite [9.6-20090519.0]  
JUNOS Crypto Software Suite [9.6-20090519.0]  
JUNOS Packet Forwarding Engine Support (M/T Common) [9.6-20090519.0]  
JUNOS Packet Forwarding Engine Support (T-Series) [9.6-20090519.0]  
JUNOS Online Documentation [9.6-20090519.0]  
JUNOS Voice Services Container package [9.6-20090519.0]  
JUNOS Border Gateway Function package [9.6-20090519.0]  
JUNOS Services AACL Container package [9.6-20090519.0]  
JUNOS Services LL-PDF Container package [9.6-20090519.0]  
JUNOS Services Stateful Firewall [9.6-20090519.0]  
JUNOS AppId Services [9.6-20090519.0]  
JUNOS IDP Services [9.6-20090519.0]  
JUNOS Routing Software Suite [9.6-20090519.0]
```

start shell

Syntax	<code>start shell (csh sh)</code> <code><user username></code>
Release Information	Command introduced before Junos OS Release 7.4. Command introduced in Junos OS Release 9.0 for EX Series switches. Command introduced in Junos OS Release 11.1 for the QFX Series.
Description	Exit from the CLI environment and create a UNIX-level shell. To return to the CLI, type exit from the shell.
	<div> NOTE:<ul style="list-style-type: none">To issue this command, the user must have the required login access privileges configured by including the permissions statement at the [edit system login class class-name] hierarchy level.UNIX wheel group membership or permissions are no longer required to issue this command.</div>
Options	csh —Create a UNIX C shell. sh —Create a UNIX Bourne shell. user username —(Optional) Start the shell as another user.
Additional Information	When you are in the shell, the shell prompt has the following format: <code>username@hostname%</code> An example of the prompt is: <code>root@host%</code>
Required Privilege Level	shell and maintenance
List of Sample Output	start shell csh on page 1392
Output Fields	When you enter this command, you are provided feedback on the status of your request.

Sample Output

```
start shell csh  user@host> start shell csh
                  %
                  exit
                  %
                  username@hostname% start shell sh
```

```
%  
exit  
user@host>
```

test aaa authd-lite user

Syntax	<code>test aaa authd-lite user <i>username</i> password <i>password</i> profile <i>access-profile-name</i> <port <i>nas-port</i>> <zero-stats></code>
Release Information	Command introduced in Junos OS Release 11.2.
Description	Verify authd-lite subscriber access authentication, accounting, and address allocation configuration.
Options	<p><i>username</i>—Specify the subscriber username to test.</p> <p><i>password password</i>—Specify the password associated with the username.</p> <p><i>profile access-profile-name</i>—Specify the access profile associated with the subscriber.</p> <p><i>port nas-port</i>—(Optional) Specify the NAS port used for the test.</p> <p><i>zero-stats</i>—(Optional) Specify that no accounting statistics are set for this test.</p>
Required Privilege Level	view
List of Sample Output	test aaa authd-lite user on page 1394
Output Fields	<p>When you enter this command, you are provided feedback on the status of your request. For information about output fields related to authentication, accounting, and subscriber-specific information, see the show network-access aaa statistics, show network-access aaa statistics authentication, show network-access aaa subscribers, and show subscribers commands.</p> <p>The test command does not support volume-time accounting. If volume-time accounting is configured for the test subscriber, the test command replaces the statistics with time-only accounting statistics.</p>

Sample Output

test aaa authd-lite user The following example tests the configuration for authd-lite subscriber brady-t with a password of a11pr0 and an access profile of employee12, and displays the resulting output:

```

user@host> test aaa authd-lite user brady-t password a11pr0 profile employee12
Authentication Grant
*****User Attributes*****
  User Name -                               brady-t
  Framed Ipv6 Prefix -                       ::/0
  Framed Ipv6 Pool -                         NULL
  Nas Ipv6 Address -                         ::
  NDRA Ipv6 Prefix -                        NULL
  Login Ipv6 Host -                         ::
  Framed Interface Id: -                     0:0:0:0
  Delegated Ipv6 Prefix -                   ::/0
  NDRA Ipv6 Pool -                          NULL
  User Password -                           a11pr0

```


	Nas Ip Address -	0.0.0.0	
	NAS Port -	0	
	Service Type-	0	
	Framed IP Address -	0.0.0.0	
	Framed IP Netmask -	0.0.0.0	
	Filter Id -	NULL	
	Framed MTU -	0	
	Reply Message -	NULL	
	Framed Route-	not set	
	Framed MTU -	0	
	Class -	SBR2CL	Virtual Router
Name	NULL		
	Primary DNS IP Address -	0.0.0.0	
	Secondary DNS IP Address -	0.0.0.0	
	Primary WINS IP Address -	0.0.0.0	
	Secondary WINS IP Address -	0.0.0.0	
	Ingress Statistics	disabled	
	Egress Statistics	disabled	
	Ingress Policy Name	not set	
	Engress Policy Name	not set	
	IGMP	disabled	
	Redirect VR Name	not set	
	Service Bundle	not set	
	Framed Ip Route Tag	not set	
	LI Action	0	
	LI Interception Identifier	0	
	LI Mediation Device IP Address	0.0.0.0	
	LI_Mediation_Device_Port_Number	0	
	Activate Service	NULL	
	Deactivate Service	NULL	
	Service Statistics	0	
	Ignore_DF_Bit -	disabled	
	IGMP Access Group Name	not set	
	IGMP Access Source Group_Name -	not set	
	MLD Access Group Name	not set	
	MLD Access Source Group Name	not set	
	MLD Version -	MLD Version not set	
	IGMP Version	IGMP Version not set	
	IGMP Immediate Leave -	disabled	
	MLD Immediate Leave -	disabled	
	IPv6_Ingress_Policy_Name -	not set	
	IPv6_Egress_Policy_Name -	not set	
	Cos_Parameter_Type -	not set	
	Service Interim Acct Interval	0	
	Max Clients Per Interface	0	
	Cos_Scheduler_Pmt_Type	not set	
	Session Timeout	599999940	
	NAS Port Type	0	
	Framed Pool	NULL	
	Idle Timeout	0	
	Acct-start sent		
	Acct-start succeeded		
	Pausing 10 seconds		
	Interim-Acct sent		
	Acct-interim succeeded		
	Pausing 10 seconds		
	Acct-stop sent		
	Acct-stop succeeded		

```
Logging out subscriber
Test complete. Exiting
```

test aaa dhcp user

Syntax	<pre>test aaa dhcp user <i>username</i> <logical-system <i>logical-system-name</i>> <mac-address <i>mac-address</i>> <option-82 <i>option-82</i>> <password <i>password</i>> <profile <i>access-profile-name</i>> <routing-instance <i>routing-instance-name</i>> <source-address <i>source-address</i>> <terminate-code <i>code-value</i>></pre>
Release Information	<p>Command introduced in Junos OS Release 11.2.</p> <p>Option terminate-code introduced in Junos OS Release 11.4.</p>
Description	Verify Dynamic Host Configuration Protocol (DHCP) subscriber access authentication, accounting, and address allocation configuration.
Options	<p><i>username</i>—Subscriber username to test.</p> <p>logical-system <i>logical-system-name</i>—(Optional) Logical system in which the subscriber is authenticated.</p> <p>mac-address <i>mac-address</i>—(Optional) MAC address of the DHCP client.</p> <p>option-82 <i>option-82</i>—(Optional) DHCP relay agent information option (option-82) value.</p> <p>password <i>password</i>—(Optional) Password associated with the username.</p> <p>profile <i>access-profile-name</i>—(Optional) Access profile associated with the subscriber.</p> <p>routing-instance <i>routing-instance-name</i>—(Optional) Routing instance in which the subscriber is authenticated.</p> <p>source-address <i>source-address</i>—(Optional) IP address of the outgoing interface.</p> <p>terminate-code <i>code-value</i>—(Optional) Code associated with the subscriber termination.</p>
Required Privilege Level	view
List of Sample Output	test aaa dhcp user on page 1398
Output Fields	<p>When you enter this command, you are provided feedback on the status of your request. For information about output fields related to authentication, accounting, and subscriber-specific information, see the show network-access aaa statistics, show network-access aaa statistics authentication, show network-access aaa subscribers, and show subscribers commands.</p> <p>The test command does not support volume-time accounting. If volume-time accounting is configured for the test subscriber, the test command replaces the statistics with time-only accounting statistics.</p>

Sample Output

test aaa dhcp user The following example tests the configuration for DHCP subscriber esmeralda and password rch4Astar, and displays the resulting output:

```

user@host> test aaa dhcp user esmeralda password rch4Astar
Authentication Grant
*****Attributes*****
  User Name - esmeralda
  Client IP Address - 192.168.1.2
  Client IP Netmask - 255.255.0.0
  Reply Message - NULL
  Primary DNS IP Address - 0.0.0.0
  Secondary DNS IP Address - 0.0.0.0
  Primary WINS IP Address - 0.0.0.0
  Secondary WINS IP Address - 0.0.0.0
  Framed Pool - addr_poo15
  Session Timeout - 0
  Idle Timeout - 0
  Service Type - 0
  DHCP Guided Relay Server - 0
  Client Ipv6 Address - ::
  Client Ipv6 Mask - null
  Framed Ipv6 Prefix - ::/0
  Framed Ipv6 Pool - not-set
  Nas Ipv6 Address - ::
  NDRA Ipv6 Prefix - not-set
  Login Ipv6 Host - ::
  Framed Interface Id - 0:0:0:0
  Delegated Ipv6 Prefix - ::/0
  Delegated Ipv6 Pool - not-set
  User Password - testpw
  NAS Ip Address - 0.0.0.0
  NAS Port - 0
  NAS Port Type - 5
  Dhcp Mac Address - AB:CD:00:00:00:01
  Dhcp GI Address - 192.168.2.254
Client Session Activate request sent
Client Session Activated
  Filter Id - not set
  Framed MTU - (null)
  Framed Route - not set
  IGMP - disabled
  Redirect VR Name - default
  Service Bundle - Null
  Ingress Policy Name - not set
  Egress Policy Name - not set
  Framed Ip Route Tag - not set
  LI Action - 0
  LI Intercpet Id - 0
  Med Ippaddress - 0.0.0.0
  Med Port Number - 0
  Ignore DF Bit - disabled
  IGMP Access Group Name - not set
  IGMP Access Source Group Name - not set
  MLD Access Group Name - not set
  MLD Access Source Group Name - not set
  IGMP Version - IGMP Version not set
  MLD Version - MLD Version not set
  IGMP Immediate Leave - disabled

```

```
MLD Immediate Leave -           disabled
IPv6 Ingress Policy Name -      not set
IPv6 Egress Policy Name -      not set
Cos Parameter Type -           not set
Cos Scheduler Parameter Type -  not set
Acct Session ID-               9
Acct Interim Interval -        0
Acct Type -                    0
Ingress Statistics              disabled
Egress Statistics              disabled
****Pausing 10 seconds before disconnecting the test user*****
Logging out subscriber
  Terminate Id -                dhcp nak
Test complete. Exiting
```

test aaa ppp user

Syntax	<code>test aaa ppp user <i>username</i></code> <code><logical-system <i>logical-system-name</i>></code> <code><password <i>password</i>></code> <code><profile <i>access-profile-name</i>></code> <code><routing-instance <i>routing-instance-name</i>></code> <code><terminate-code <i>code-value</i>></code>
Release Information	Command introduced in Junos OS Release 11.2. Option terminate-code introduced in Junos OS Release 11.4.
Description	Verify Point-to-Point Protocol (PPP) subscriber access authentication, accounting, and address allocation configuration.
Options	<i>username</i> —Subscriber username to test. <i>logical-system logical-system-name</i> —(Optional) Logical system in which the subscriber is authenticated. <i>password password</i> —(Optional) Password associated with the username. <i>profile access-profile-name</i> —(Optional) Access profile associated with the subscriber. <i>routing-instance routing-instance-name</i> —(Optional) Routing instance in which the subscriber is authenticated. <i>terminate-code code-value</i> —(Optional) Code associated with the subscriber termination.
Required Privilege Level	view
List of Sample Output	test aaa ppp user on page 1400 test aaa ppp user (tunneled user) on page 1402
Output Fields	<p>When you enter this command, you are provided feedback on the status of your request. For information about output fields related to authentication, accounting, and subscriber-specific information, see the show network-access aaa statistics, show network-access aaa statistics authentication, show network-access aaa subscribers, and show subscribers commands.</p> <p>The test command does not support volume-time accounting. If volume-time accounting is configured for the test subscriber, the test command replaces the statistics with time-only accounting statistics.</p>

Sample Output

test aaa ppp user The following example tests the configuration for PPP subscriber jilldoe and password 92&tDcb, and displays the resulting output:

```
user@host> test aaa ppp user jilldoe password 92&tDcb
```

Authentication Grant

*****User Attributes*****

```

User Name - jilldoe
Client IP Address - 192.168.1.5
Client IP Netmask - 255.255.0.0
Virtual Router Name - default
Reply Message - NULL
Primary DNS IP Address - 0.0.0.0
Secondary DNS IP Address - 0.0.0.0
Primary WINS IP Address - 0.0.0.0
Secondary WINS IP Address - 0.0.0.0
Framed Pool - addr_pool3
Session Timeout - 0
Idle Timeout - 0
Service Type - 0
Client Ipv6 Address - ::
Client Ipv6 Mask - null
Framed Ipv6 Prefix - ::/0
Framed Ipv6 Pool - not-set
Nas Ipv6 Address - ::
NDRA Ipv6 Prefix - not-set
Login Ipv6 Host - ::
Framed Interface Id: - 0:0:0:0
Delegated Ipv6 Prefix - ::/0
Delegated Ipv6 Pool - not-set
User Password - 92&tDcb
CHAP Password - NULL
NAS Ip Address - 0.0.0.0
NAS Port - 0
NAS Port Type - 5

```

Client Session Activate request sent

Client Session Activated

```

Filter Id - not set
Framed MTU - (null)
Framed Route - not set
Ingress Policy Name - not set
Egress Policy Name - not set
IGMP - disabled
Redirect VR Name - default
Service Bundle - Null
Framed Ip Route Tag - not set
LI Action - 0
LI Intercpet Id - 0
Med Ipaddress - 0.0.0.0
Med Port Number - 0
Ignore DF Bit - disabled
IGMP Access Group Name - not set
IGMP Access Source Group Name - not set
MLD Access Group Name - not set
MLD Access Source Group Name - not set
IGMP Version - IGMP Version not set
MLD Version - MLD Version not set
IGMP Immediate Leave - disabled
MLD Immediate Leave - disabled
IPv6 Ingress Policy Name - not set
IPv6 Egress Policy Name - not set
Cos Parameter Type - not-set
Cos Scheduler Parameter Type - not-set
Acct Session ID- 8
Acct Interim Interval - 0
Acct Type - 0

```

```

Ingress Statistics                disabled
Egress Statistics                disabled
****Pausing 10 seconds before disconnecting the test user*****
Logging out subscriber
Terminate Id -                   ppp lcp-no-peer-mru
Test complete. Exiting

```

test aaa ppp user (tunneled user) The following example tests the configuration for PPP tunneled subscriber accounting14, with password bncntr14 and access profile finance-b, and displays the resulting output:

```

user@host> test aaa ppp user accounting14 password bncntr14 profile finance-b
Authentication Grant with Tunnel Attributes
*****Tunnel Attributes*****
****Tunnel Definiton -
Tunnel Medium - 1
Tunnel Type - 3
Tunnel Max Sessions - 100
Tunnel Server Endpoint - 1.2.3.4
Tunnel Client Endpoint - 2.3.4.5
Tunnel Server AuthId - rt1
Tunnel Client AuthId - ts1
Tunnel Password - radius
Tunnel Assignment Id - til
Tunnel Logical System -
Tunnel Routing Instance -
****Pausing 10 seconds before disconnecting the test user*****
Logging out subscriber
Terminate Id - 12tp
session-receive-cdn-avp-bad-hidden
Test complete. Exiting

```


test configuration

Syntax	<code>test configuration <i>filename</i></code>
Release Information	Command introduced before Junos OS Release 7.4. Command introduced in Junos OS Release 9.0 for EX Series switches. Command introduced in Junos OS Release 11.1 for the QFX Series.
Description	Verify that the syntax of a configuration file is correct. If the configuration contains any errors, a message is displayed to indicate the line number and column number in which the error was found.
Options	<i>filename</i> —Name of the configuration file.
Required Privilege Level	view
List of Sample Output	test configuration on page 1403
Output Fields	When you enter this command, you are provided feedback on the status of your request.

Sample Output

```
test configuration user@host> test configuration terminal
[Type ^D to end input]
system {
host-name bluesky;
paris-23;
login;
}
terminal:3:(8) syntax error: paris
[edit system]
'paris-23;'
syntax error
terminal:4:(11) statement must contain additional statements: ;
[edit system login]
'login ;'
statement must contain additional statements
configuration syntax failed
```


Virtual Chassis Operational Mode Commands

Table 179 on page 1405 summarizes the command-line interface (CLI) commands you can use to administer and monitor a Virtual Chassis configuration for MX Series 3D Universal Edge Routers. Commands are listed in alphabetical order.

Table 179: Virtual Chassis Operational Mode Commands

Task	Command
Remove the member ID from a router that you want to remove from a Virtual Chassis.	<code>request virtual-chassis member-id delete</code>
Assign a member ID to a router that you want to add as a member of a Virtual Chassis.	<code>request virtual-chassis member-id set</code>
Change the mastership in a Virtual Chassis by switching the global roles of the master router and backup router.	<code>request virtual-chassis routing-engine master switch</code>
Remove a Virtual Chassis port from a member router in a Virtual Chassis.	<code>request virtual-chassis vc-port delete</code>
Create a Virtual Chassis port to interconnect member routers in a Virtual Chassis.	<code>request virtual-chassis vc-port set</code>
Display information about neighbor reachability from each member router in a Virtual Chassis.	<code>show virtual-chassis active-topology</code>
Display information about neighbor reachability for each hardware device in a Virtual Chassis.	<code>show virtual-chassis device-topology</code>
Display the entries (neighbors) in the Virtual Chassis Control Protocol (VCCP) database for a Virtual Chassis.	<code>show virtual-chassis protocol adjacency</code>
Display the entries in the VCCP link-state database for a Virtual Chassis.	<code>show virtual-chassis protocol database</code>
Display VCCP information about Virtual Chassis port interfaces in a Virtual Chassis.	<code>show virtual-chassis protocol interface</code>

Table 179: Virtual Chassis Operational Mode Commands (*continued*)

Task	Command
Display the VCCP unicast and multicast routing tables for a Virtual Chassis.	show virtual-chassis protocol route
Display VCCP statistics for one or both member routers, or for a specified Virtual Chassis port interface, in a Virtual Chassis.	show virtual-chassis protocol statistics
Display information about the status of both member routers in a Virtual Chassis.	show virtual-chassis status
Display the operational status of the Virtual Chassis ports for both member routers, or for a specified member router, in a Virtual Chassis.	show virtual-chassis vc-port

**NOTE:**

Virtual Chassis configurations are supported on the following routers with Trio Modular Port Concentrator/Modular Interface Card (MPC/MIC) interfaces:

- MX240 3D Universal Edge Router
- MX480 3D Universal Edge Router
- MX960 3D Universal Edge Router



NOTE: For information about how to configure a Virtual Chassis for MX Series routers, see the [Junos OS High Availability Configuration Guide](#).

request virtual-chassis member-id delete (MX Series Virtual Chassis)

Syntax request virtual-chassis member-id delete

Release Information Command introduced in Junos OS Release 11.2.

Description Remove (**delete**) the member ID from an MX Series router that you want to remove from a Virtual Chassis configuration.



NOTE: Issuing the command to remove the member ID causes the router to reboot, and requires you to confirm that you want to proceed with this operation. If you do not confirm the operation, the software cancels the command.

Required Privilege Level system-control

Related Documentation

- Deleting Member IDs in a Virtual Chassis Configuration
- Example: Deleting a Virtual Chassis Configuration for MX Series 3D Universal Edge Routers

List of Sample Output [request virtual-chassis member-id delete on page 1407](#)

Sample Output

```
request virtual-chassis member-id delete
user@host> request virtual-chassis member-id delete
This command will disable virtual-chassis mode and reboot the system.
Continue? [yes,no] (no)
```

request virtual-chassis member-id set (MX Series Virtual Chassis)

Syntax request virtual-chassis member-id set member *member-id*

Release Information Command introduced in Junos OS Release 11.2.

Description Assign (**set**) a member ID to an MX Series router that you want to add as a member of a Virtual Chassis configuration.



NOTE: Issuing the command to assign a member ID causes the router to reboot, and requires you to confirm that you want to proceed with this operation. If you do not confirm the operation, the software cancels the command.

Options **member *member-id***—Numeric value that identifies a member router in a Virtual Chassis configuration. When you assign a member ID to a router, assign the same member ID defined for this router in the MX Series Virtual Chassis preprovisioned configuration. Replace ***member-id*** with the value 0 or 1.

Required Privilege Level system-control

Related Documentation

- Configuring Member IDs for a Virtual Chassis
- Example: Configuring Interchassis Redundancy for MX Series 3D Universal Edge Routers Using a Virtual Chassis

List of Sample Output [request virtual-chassis member-id set on page 1408](#)

Sample Output

```
request virtual-chassis member-id set user@host> request virtual-chassis member-id set member 0
This command will enable virtual-chassis mode and reboot the system.
Continue? [yes,no] (no)
```

request virtual-chassis routing-engine master switch (MX Series Virtual Chassis)

Syntax request virtual-chassis routing-engine master switch

Release Information Command introduced in Junos OS Release 11.2.

Description Change the mastership in an MX Series Virtual Chassis by switching the global roles of the master router and backup router in the Virtual Chassis configuration. Using this command, which must be issued from the master router, causes the current master router in the Virtual Chassis to become the backup router, and the current backup router to become the master router.

For MX Series routers with dual Routing Engines in a Virtual Chassis, the local roles (master and standby) of the Routing Engines in each member router do not change after you issue the **request virtual-chassis routing-engine master switch** command.



NOTE: Before you issue the **request virtual-chassis routing-engine master switch** command from the master router in the Virtual Chassis, make sure that the system configuration is synchronized between the master router and backup router. If the configuration on the master router and backup router is not synchronized, or if you attempt to issue the **request virtual-chassis routing-engine master switch** command from the backup router instead of from the master router, the router displays an error message and rejects the command.

If you issue the **request virtual-chassis routing-engine master switch** command when the Virtual Chassis is in a transition state (for example, the backup router is disconnecting from the Virtual Chassis), the router does not process the command.

Required Privilege Level system-control

Related Documentation

- Switching the Global Master and Backup Roles in a Virtual Chassis Configuration
- Mastership Election in a Virtual Chassis

List of Sample Output

[request virtual-chassis routing-engine master switch \(From Master Router\) on page 1409](#)
[request virtual-chassis routing-engine master switch \(Error When Configuration Not Synchronized\) on page 1410](#)
[request virtual-chassis routing-engine master switch \(Error When Run from Backup Router\) on page 1410](#)

Sample Output

```
request virtual-chassis routing-engine master {master:member0-re0}
user@host> request virtual-chassis routing-engine master switch
```

switch (From Master Router)	Do you want to continue ? [yes,no] (no)
request virtual-chassis routing-engine master switch (Error When Configuration Not Synchronized)	{master:member0-re0} user@host> request virtual-chassis routing-engine master switch Error: mastership switch request NOT honored, backup not ready
request virtual-chassis routing-engine master switch (Error When Run from Backup Router)	{backup:member1-re0} user@host1> request virtual-chassis routing-engine master switch error: Virtual Chassis member is not the protocol master

request virtual-chassis vc-port delete (MX Series Virtual Chassis)

Syntax request virtual-chassis vc-port delete fpc-slot *fpc-slot-number* pic-slot *pic-slot-number* port *port-number*
<(local | member *member-id*)>

Release Information Command introduced in Junos OS Release 11.2.

Description Remove (**delete**) a Virtual Chassis port from a member router in an MX Series Virtual Chassis configuration. After a Virtual Chassis port is created, it is renamed **vcp-slot/pic/port**, and is no longer available for configuration as a standard network port. After you remove a Virtual Chassis port, it becomes available to the global configuration and can again function as a standard network port.



NOTE: If the member ID has not been set on the router where you issue the **request virtual-chassis vc-port delete** command, the software prevents the removal of the Virtual Chassis port on the router. To set the member ID, use the **request virtual-chassis member-id set** command.

Options **fpc-slot** *fpc-slot-number*—Number of the Flexible PIC Concentrator (FPC) slot on which the Virtual Chassis port resides. The slot number corresponds to the Modular Port Concentrator (MPC) slot number. Replace *fpc-slot-number* with a value appropriate for your router:

- MX960 router—0 through 11.
- MX480 router—0 through 5.
- MX240 router—0 through 2.

pic-slot *pic-slot-number*—Number of the PIC slot on which the Virtual Chassis port resides. Replace *pic-slot-number* with a value in the range 0 through 3.

port *port-number*—Number of the port on the PIC on which the Virtual Chassis port resides. Replace *port-number* with a value appropriate for your PIC.

local—(Optional) Delete the Virtual Chassis port on the member router on which you are issuing the command. This is the default behavior if you do not specify the **local** or **member** options.

member *member-id*—(Optional) Numeric value that identifies the remote Virtual Chassis member on which you want to delete the Virtual Chassis port. Replace *member-id* with the value 0 or 1.

Required Privilege Level system-control

**Related
Documentation**

- [Deleting Virtual Chassis Ports in a Virtual Chassis Configuration](#)
- [Example: Deleting a Virtual Chassis Configuration for MX Series 3D Universal Edge Routers](#)

List of Sample Output [request virtual-chassis vc-port delete \(Remove vcp-3/2/1\) on page 1412](#)

Sample Output

```
request virtual-chassis vc-port delete
(Remove vcp-3/2/1)

user@host> request virtual-chassis vc-port delete fpc-slot 3 pic-slot 2 port 1
vc-port successfully deleted
```

request virtual-chassis vc-port set (MX Series Virtual Chassis)

Syntax request virtual-chassis vc-port set fpc-slot *fpc-slot-number* pic-slot *pic-slot-number* port *port-number*
<(local | member *member-id*)>

Release Information Command introduced in Junos OS Release 11.2.

Description Create (**set**) a Virtual Chassis port on an MX Series router through which the router connects to other member routers in the Virtual Chassis. You can create Virtual Chassis ports only on Trio Modular Port Concentrator/Modular Interface Card (MPC/MIC) network ports on MX Series routers.

After a Virtual Chassis port is created, it is renamed **vcp-slot/pic/port**, and is no longer available for configuration as a standard network port. Virtual Chassis ports can be used only to interconnect the MX Series routers in the Virtual Chassis.



NOTE: If the member ID has not been set on the router where you issue the **request virtual-chassis vc-port set** command, the software prevents the creation of the Virtual Chassis port on the router. To set the member ID, use the **request virtual-chassis member-id set** command.

Options **fpc-slot** *fpc-slot-number*—Number of the Flexible PIC Concentrator (FPC) slot on which the Virtual Chassis port resides. The slot number corresponds to the Modular Port Concentrator (MPC) slot number. Replace *fpc-slot-number* with a value appropriate for your router:

- MX960 router—0 through 11.
- MX480 router—0 through 5.
- MX240 router—0 through 2.

When you issue the **show interfaces** command on a member router in an MX Series Virtual Chassis, the FPC slot number displayed in the command output reflects the FPC slot numbering and offset used in the Virtual Chassis instead of the physical slot number where the FPC is actually installed. The router with member ID 0 in the Virtual Chassis uses FPC slot numbers 0 through 11 with no offset, and the router with member ID 1 uses FPC slot numbers 12 through 23, with an offset of 12. For example, a 10-Gigabit Ethernet interface that appears as **xe-14/2/2** (FPC slot 14, PIC slot 2, port 2) in the **show interfaces** command is actually interface **xe-2/2/2** (FPC slot 2, PIC slot 2, port 2) on member ID 1 after deducting the FPC slot numbering offset of 12 for member ID 1.

pic-slot *pic-slot-number*—Number of the PIC slot on which the Virtual Chassis port resides. Replace *pic-slot-number* with a value in the range 0 through 3.

port *port-number*—Number of the port on the PIC on which the Virtual Chassis port resides. Replace *port-number* with a value appropriate for your PIC.

local—(Optional) Set the Virtual Chassis port on the member router on which you are issuing the command. This is the default behavior if you do not specify the **local** or **member** options.

member *member-id*—(Optional) Numeric value that identifies the remote Virtual Chassis member on which you want to create the Virtual Chassis port. Replace ***member-id*** with the value 0 or 1.

Required Privilege Level system-control

Related Documentation

- [Configuring Virtual Chassis Ports to Interconnect Member Routers](#)
- [Example: Configuring Interchassis Redundancy for MX Series 3D Universal Edge Routers Using a Virtual Chassis](#)
- [Guidelines for Configuring Virtual Chassis Ports](#)

List of Sample Output

[request virtual-chassis vc-port set \(No Existing Network Port\) on page 1414](#)
[request virtual-chassis vc-port set \(Existing Network Port Converted\) on page 1414](#)
[request virtual-chassis vc-port set \(On Local Router\) on page 1414](#)
[request virtual-chassis vc-port set \(On Remote Member Router 1\) on page 1414](#)

Sample Output

request virtual-chassis vc-port set (No Existing Network Port)

```
user@host> request virtual-chassis vc-port set fpc-slot 1 pic-slot 1 port 0
vc-port successfully set
```

request virtual-chassis vc-port set (Existing Network Port Converted)

```
user@host> request virtual-chassis vc-port set fpc-slot 2 pic-slot 1 port 1
Port conversion initiated, use "show virtual chassis vc-port" to verify
```

request virtual-chassis vc-port set (On Local Router)

```
user@host> request virtual-chassis vc-port set fpc-slot 2 pic-slot 1 port 3 local
vc-port successfully set
```

request virtual-chassis vc-port set (On Remote Member Router 1)

```
user@host> request virtual-chassis vc-port set fpc-slot 5 pic-slot 3 port 10 member 1
vc-port successfully set
```

show virtual-chassis active-topology (MX Series Virtual Chassis)

Syntax	show virtual-chassis active-topology <(all-members local member <i>member-id</i>)>
Release Information	Command introduced in Junos OS Release 11.2.
Description	Display information about neighbor reachability from each member router in an MX Series Virtual Chassis configuration. You can issue the show virtual-chassis active-topology command from the console of either member router in the Virtual Chassis.
Options	<p>all-members—(Optional) Display neighbor reachability information for both member routers in a Virtual Chassis configuration. This is the default behavior if no options are specified.</p> <p>local—(Optional) Display neighbor reachability information for the member router on which you are issuing the command.</p> <p>member <i>member-id</i>—(Optional) Display neighbor reachability information for the specified Virtual Chassis member router. Replace <i>member-id</i> with the value 0 or 1.</p>
Required Privilege Level	view
Related Documentation	<ul style="list-style-type: none"> Verifying Neighbor Reachability for Member Routers in a Virtual Chassis
List of Sample Output	show virtual-chassis active-topology all-members on page 1415 show virtual-chassis active-topology local on page 1416 show virtual-chassis active-topology member 1 on page 1416
Output Fields	Table 180 on page 1415 lists the output fields for the show virtual-chassis active-topology command. Output fields are listed in the approximate order in which they appear.

Table 180: show virtual-chassis active-topology Output Fields

Field Name	Field Description
membern	Member ID of the Virtual Chassis member router for which output is displayed.
Destination ID	Member ID of the destination (neighbor) router.
Next-hop	Member ID and Virtual Chassis port interface (in the format vcp-slot/pic/port.logical-unit-number) of the next-hop to which the router forwards packets for the destination ID.

Sample Output

```
show virtual-chassis {master:member0-re0}
  active-topology
    all-members
      user@host> show virtual-chassis active-topology all-members
      member0:
      -----
```

	Destination ID	Next-hop
	1	1(vcp-5/0/0.32768)
	member1:	

	Destination ID	Next-hop
	0	0(vcp-1/3/0.32768)
show virtual-chassis	{master:member0-re0}	
active-topology local	user@host> show virtual-chassis active-topology local	
	Destination ID	Next-hop
	1	1(vcp-5/0/0.32768)
show virtual-chassis	{master:member0-re0}	
active-topology	user@host> show virtual-chassis active-topology member 1	
member 1	member1:	

	Destination ID	Next-hop
	0	0(vcp-1/3/0.32768)

show virtual-chassis device-topology (MX Series Virtual Chassis)

Syntax	show virtual-chassis device-topology <(all-members local member <i>member-id</i>)>
Release Information	Command introduced in Junos OS Release 11.2.
Description	Display information about neighbor reachability for each hardware device in an MX Series Virtual Chassis configuration. On the MX Series router, there is only one active device for each member router. You can issue the show virtual-chassis device-topology command from the console of either member router in the Virtual Chassis.
Options	<p>all-members—(Optional) Display neighbor reachability information for the device in both member routers in a Virtual Chassis configuration.</p> <p>local—(Optional) Display neighbor reachability information for the device in the member router on which you are issuing the command. This is the default behavior if no options are specified.</p> <p>member <i>member-id</i>—(Optional) Display neighbor reachability information for the device in the specified Virtual Chassis member router. Replace <i>member-id</i> with the value 0 or 1.</p>
Required Privilege Level	view
Related Documentation	<ul style="list-style-type: none"> Verifying Neighbor Reachability for Hardware Devices in a Virtual Chassis
List of Sample Output	show virtual-chassis device-topology all-members on page 1418 show virtual-chassis device-topology local on page 1418 show virtual-chassis device-topology member 1 on page 1418
Output Fields	Table 181 on page 1417 lists the output fields for the show virtual-chassis device-topology command. Output fields are listed in the approximate order in which they appear.

Table 181: show virtual-chassis device-topology Output Fields

Field Name	Field Description
membern	Member ID of the Virtual Chassis member router for which output is displayed.
Member	Identifier assigned to the member router in the preprovisioned Virtual Chassis configuration.
Device	<p>Identifier assigned to the device in the member router.</p> <p>Because there is only one active device per member router in an MX Series Virtual Chassis configuration, the values in the Device and Member fields are identical.</p>

Table 181: show virtual-chassis device-topology Output Fields (*continued*)

Field Name	Field Description
Status	Status of the device: <ul style="list-style-type: none"> • Prsnt—Device is currently connected to the Virtual Chassis. • NotPrsnt—Device is not currently connected to the Virtual Chassis.
System ID	Unique identifier derived from the device's media access control (MAC) address. The System ID is included in each Virtual Chassis Control Protocol (VCCP) packet to identify the packet owner to all members of the Virtual Chassis.
Neighbor List Member/Device/Interface	Member IDs, Device IDs, and Virtual Chassis port interfaces (in the format vcp-slot/pic/port) to which this device is connected.

Sample Output

```

show virtual-chassis {master:member0-re0}
device-topology
all-members
user@host> show virtual-chassis device-topology all-members
member0:
-----
Member  Device  Status  System ID          Neighbor List
Member  Device  Interface
0        0        Prsnt   b0c6.9abf.6800     1        1        vcp-5/0/0
1        1        Prsnt   001d.b510.0800     0        0        vcp-1/3/0

member1:
-----
Member  Device  Status  System ID          Neighbor List
Member  Device  Interface
0        0        Prsnt   b0c6.9abf.6800     1        1        vcp-5/0/0
1        1        Prsnt   001d.b510.0800     0        0        vcp-1/3/0

show virtual-chassis {master:member0-re0}
device-topology local
user@host> show virtual-chassis device-topology local

Member  Device  Status  System ID          Neighbor List
Member  Device  Interface
0        0        Prsnt   b0c6.9abf.6800     1        1        vcp-5/0/0
1        1        Prsnt   001d.b510.0800     0        0        vcp-1/3/0

show virtual-chassis {master:member0-re0}
device-topology
member 1
user@host> show virtual-chassis device-topology member 1
member1:
-----
Member  Device  Status  System ID          Neighbor List
Member  Device  Interface
0        0        Prsnt   b0c6.9abf.6800     1        1        vcp-5/0/0
1        1        Prsnt   001d.b510.0800     0        0        vcp-1/3/0

```


show virtual-chassis protocol adjacency (MX Series Virtual Chassis)

Syntax	show virtual-chassis protocol adjacency <(brief detail extensive)> <(all-members local member <i>member-id</i>)> < <i>system-id</i> >
Release Information	Command introduced in Junos OS Release 11.2.
Description	Display the entries (neighbors) in the Virtual Chassis Control Protocol (VCCP) adjacency database for an MX Series Virtual Chassis configuration. You can issue the show virtual-chassis protocol adjacency command from the console of either member router in the Virtual Chassis.
Options	<p>brief detail extensive—(Optional) Display the specified level of output. Using the brief option is equivalent to issuing the command with no options (the default). The detail option provides more output than the brief option. The extensive option provides complete output and is most useful for customer support personnel.</p> <p>all-members—(Optional) Display the VCCP adjacency database for both member routers in a Virtual Chassis. This is the default behavior if no options are specified.</p> <p>local—(Optional) Display the VCCP adjacency database for the member router on which you are issuing the command.</p> <p>member <i>member-id</i>—(Optional) Display the VCCP adjacency database for the specified member router. Replace <i>member-id</i> with the value 0 or 1.</p> <p><i>system-id</i>—(Optional) Display the VCCP adjacency database for the device with the specified system ID.</p>
Required Privilege Level	view
Related Documentation	<ul style="list-style-type: none"> Viewing Information in the Virtual Chassis Control Protocol Adjacency Database
List of Sample Output	show virtual-chassis protocol adjacency all-members brief on page 1421 show virtual-chassis protocol adjacency member 0 detail on page 1422 show virtual-chassis protocol adjacency member 0 detail 001d.b510.0800 on page 1422 show virtual-chassis protocol adjacency local extensive on page 1422
Output Fields	Table 182 on page 1419 lists the output fields for the show virtual-chassis protocol adjacency command. Output fields are listed in the approximate order in which they appear.

Table 182: show virtual-chassis protocol adjacency Output Fields

Field Name	Field Description	Level of Output
membern	Member ID of the Virtual Chassis member router for which output is displayed.	All levels

Table 182: show virtual-chassis protocol adjacency Output Fields (*continued*)

Field Name	Field Description	Level of Output
Interface	Name of the Virtual Chassis port interface, in the format <i>vcp-slot/pic/port.logical-unit-number</i> .	brief
System	System ID of the device associated with the Virtual Chassis port interface. The System ID is derived from the device's media access control (MAC) address.	brief
State	State of the adjacency: <ul style="list-style-type: none"> • Up—The adjacency is up. • Down—The adjacency is down. 	All levels
Hold (secs)	Remaining hold time of the adjacency, in seconds.	brief
system-id	System ID of the device associated with the Virtual Chassis port interface. The System ID is derived from the device's media access control (MAC) address.	detail, extensive
interface-name	Name of the Virtual Chassis port interface, in the format <i>vcp-slot/pic/port.logical-unit-number</i> .	detail, extensive
Expires in	Number of seconds until the adjacency expires.	detail, extensive
Priority	Priority to become the designated intermediate system.	detail, extensive
Up/Down transitions	Count of adjacency status changes from Up to Down or from Down to Up .	detail, extensive
Last transition	Time of the last Up/Down transition.	detail, extensive

Table 182: show virtual-chassis protocol adjacency Output Fields (*continued*)

Field Name	Field Description	Level of Output
Transition log	<p>List of recent adjacency transitions, including:</p> <ul style="list-style-type: none"> • When—Date and time at which a VCCP adjacency transition occurred. • State—Current state of the VCCP adjacency: <ul style="list-style-type: none"> • Up—Adjacency is up and operational. • Down—Adjacency is down and not available. • Rejected—Adjacency has been rejected. • Event—Type of transition that occurred: <ul style="list-style-type: none"> • Seenself—Possible routing loop has been detected. • Interface down—Virtual Chassis port interface has gone down and is no longer available. • Error—Adjacency error. • Down reason—Reason that a VCCP adjacency is down: <ul style="list-style-type: none"> • 3-Way Handshake Failed—Connection establishment failed. • Address Mismatch—Address mismatch caused link failure. • Aged Out—Link expired. • ISO Area Mismatch—VCCP area mismatch caused link failure. • Bad Hello—Unacceptable hello message caused link failure. • BFD Session Down—Bidirectional failure detection caused link failure. • Interface Disabled—Virtual Chassis port interface is disabled. • Interface Down—Virtual Chassis port interface is unavailable. • Interface Level Disabled—VCCP level is disabled. • Level Changed—VCCP level has changed on the adjacency. • Level Mismatch—Levels on adjacency are not compatible. • MPLS LSP Down—Label-switched path (LSP) is unavailable. • MT Topology Changed—VCCP topology has changed. • MT Topology Mismatch—VCCP topology is mismatched. • Remote System ID Changed—Adjacency peer system ID changed. • Protocol Shutdown—VCCP is disabled. • CLI Command—Adjacency brought down by user. • Unknown—Unknown. 	extensive

Sample Output

```

show virtual-chassis {master:member0-re0}
protocol adjacency
all-members brief
user@host> show virtual-chassis protocol adjacency all-members brief
member0:
-----
Interface          System          State          Hold (secs)
vcp-5/0/0.32768    001d.b510.0800 Up              57
member1:
-----

```

	Interface	System	State	Hold (secs)
	vcp-1/3/0.32768	b0c6.9abf.6800	Up	58

show virtual-chassis protocol adjacency member 0 detail

```
{master:member0-re0}
user@host> show virtual-chassis protocol adjacency member 0 detail
member0:
-----

001d.b510.0800
  interface-name: vcp-5/0/0.32768, State: Up, Expires in 57 secs
  Priority: 0, Up/Down transitions: 1, Last transition: 18:50:41 ago
```

show virtual-chassis protocol adjacency member 0 detail 001d.b510.0800

```
{master:member0-re0}
user@host> show virtual-chassis protocol adjacency member 0 detail 001d.b510.0800
member0:
-----

001d.b510.0800
  interface-name: vcp-5/0/0.32768, State: Up, Expires in 58 secs
  Priority: 0, Up/Down transitions: 1, Last transition: 18:52:08 ago
```

show virtual-chassis protocol adjacency local extensive

```
{master:member0-re0}
user@host> show virtual-chassis protocol adjacency local extensive

001d.b510.0800
  interface-name: vcp-5/0/0.32768, State: Up, Expires in 59 secs
  Priority: 0, Up/Down transitions: 1, Last transition: 18:52:40 ago
  Transition log:
    When                State    Event      Down reason
    Mon Sep 20 17:26:44  Up      Seenself
```

show virtual-chassis protocol database (MX Series Virtual Chassis)

Syntax	show virtual-chassis protocol database <(brief detail extensive)> <(all-members local member <i>member-id</i>)> < <i>system-id</i> >
Release Information	Command introduced in Junos OS Release 11.2.
Description	Display the entries in the Virtual Chassis Control Protocol (VCCP) link-state database for an MX Series Virtual Chassis configuration. The VCCP link-state database contains information about protocol data unit (PDU) packets. You can issue the show virtual-chassis protocol database command from the console of either member router in the Virtual Chassis.
Options	<p>brief detail extensive—(Optional) Display the specified level of output. Using the brief option is equivalent to issuing the command with no options (the default). The detail option provides more output than the brief option. The extensive option provides complete output and is most useful for customer support personnel.</p> <p>all-members—(Optional) Display the VCCP link-state database for both member routers in a Virtual Chassis. This is the default behavior if no options are specified.</p> <p>local—(Optional) Display the VCCP link-state database for the member router on which you are issuing the command.</p> <p>member <i>member-id</i>—(Optional) Display the VCCP link-state database for the specified member router. Replace <i>member-id</i> with the value 0 or 1.</p> <p><i>system-id</i>—(Optional) Display the VCCP link-state database for the neighbor with the specified system ID.</p>
Required Privilege Level	view
Related Documentation	<ul style="list-style-type: none"> Viewing Information in the Virtual Chassis Control Protocol Link-State Database
List of Sample Output	show virtual-chassis protocol database all-members brief on page 1425 show virtual-chassis protocol database member 0 detail on page 1426 show virtual-chassis protocol database member 0 b0c6.9abf.6800 detail on page 1426 show virtual-chassis protocol database member 0 extensive on page 1426
Output Fields	Table 183 on page 1423 lists the output fields for the show virtual-chassis protocol database command. Output fields are listed in the approximate order in which they appear.

Table 183: show virtual-chassis protocol database Output Fields

Field Name	Field Description	Level of Output
membern	Member ID of the Virtual Chassis member router for which output is displayed.	All levels

Table 183: show virtual-chassis protocol database Output Fields (*continued*)

Field Name	Field Description	Level of Output
LSP ID	Link-state PDU (LSP) identifier.	All levels
Sequence	Sequence number of the link-state PDU.	All levels
Checksum	Checksum value of the link-state PDU.	All levels
Lifetime	Remaining lifetime of the link-state PDU, in seconds.	All levels
number LSPs	Total number of link-state PDUs in the specified link-state database.	none, brief
Neighbor, Neighbor Info	Media access control (MAC) address of the neighbor on the advertising system.	detail, extensive
Interface	Name of the Virtual Chassis port interface, in the format <i>vcp-slot/pic/port.logical-unit-number</i> .	detail, extensive
Metric	Metric value of the prefix or neighbor.	detail, extensive
Header	Link-state PDU (LSP) packet header: <ul style="list-style-type: none"> • LSP ID—LSP identifier in the header. • Length—Header length, in bytes. • Allocated length—Length available for the header, in bytes. • Remaining lifetime—Remaining lifetime of the link-state PDU, in seconds. • Interface—The interface from which the LSP is received. • Estimated free bytes—Estimated number of available bytes in the LSP. • Actual free bytes—Actual number of available bytes in the LSP. • Aging timer expires in—Remaining lifetime of the LSP, in seconds. 	extensive
Packet	Link-state PDU (LSP) packet: <ul style="list-style-type: none"> • LSP ID—Identifier for the link-state packet. • Length—Packet length, in bytes. • Lifetime—Remaining lifetime, in seconds. • Checksum—Checksum of the link-state PDU. • Sequence—Sequence number of the link-state PDU. This number increments whenever the link-state PDU is updated. • Fixed length—Set length for the packet, in bytes. • Version—Protocol version. • Sysid length—Length of the system ID, in bytes. The value 0 represents 6 bytes. • Packet type—Protocol data unit (PDU) type of the LSP. • SW version—Junos OS Release number. 	extensive

Table 183: show virtual-chassis protocol database Output Fields (*continued*)

Field Name	Field Description	Level of Output
TLVs	<p>Link-state PDU (LSP) type, length, and value (TLV):</p> <ul style="list-style-type: none"> • Member ID—Identifier configured for the Virtual Chassis member router. • VC ID—Identifier assigned to the Virtual Chassis member router. • Flags—Internal flags that keep track of the member state for the purpose of mastership election in the Virtual Chassis. • Priority—Priority value associated with the role assigned to a member router in the preprovisioned Virtual Chassis configuration. For example, the priority value for the routing-engine role is 129. The priority value is used for mastership election in the Virtual Chassis. • System ID—System ID of the device associated with the Virtual Chassis port interface. The System ID is derived from the device's media access control (MAC) address. • Device ID—Identifier for the device; usually the same as the Member ID. • Neighbor Info—System ID, Virtual Chassis port interface, and metric value for VCCP neighbor. • Topology Info—System ID of the VCCP neighbor. • IRI Addr Info—Internal routing interface (IRI) IP address, which is reserved for internal communication. • Master Info—System ID of the master router in the Virtual Chassis. • Backup Info—System ID of the backup router in the Virtual Chassis. • Stable State Info—Internal state information used for mastership election in the Virtual Chassis. • Member Info—System ID, Member ID, and role of each member router in the Virtual Chassis. • Provision Info—Member ID and chassis serial number specified for each member router in the preprovisioned configuration for an MX Series Virtual Chassis. • Unknown TLV—Type and length of TLVs with unsupported content received on this device. 	extensive
<i>number queued</i>	Number of link-state PDUs queued on the specified Virtual Chassis port interface.	extensive

Sample Output

```

show virtual-chassis protocol database all-members brief {master:member1-re0}
user@host> show virtual-chassis protocol database all-members brief
member0:
-----
LSP ID          Sequence Checksum Lifetime
001d.b510.0800.00-00  0x9eb  0xb8f1  115
b0c6.9abf.6800.00-00  0x9ee  0x8f35  116
  2 LSPs

member1:
-----
LSP ID          Sequence Checksum Lifetime
001d.b510.0800.00-00  0x9eb  0xb8f1  117
b0c6.9abf.6800.00-00  0x9ee  0x8f35  114
  2 LSPs

```

```

show virtual-chassis      {master:member1-re0}
protocol database
member 0 detail          user@host> show virtual-chassis protocol database member 0 detail
                           member0:
                           -----
                           001d.b510.0800.00-00 Sequence: 0x9f5, Checksum: 0x5b2b, Lifetime: 116 secs
                             Neighbor: b0c6.9abf.6800.00 Interface: vcp-1/3/0.32768 Metric:      15

                           b0c6.9abf.6800.00-00 Sequence: 0x9f8, Checksum: 0x326e, Lifetime: 117 secs
                             Neighbor: 001d.b510.0800.00 Interface: vcp-5/0/0.32768 Metric:      15

show virtual-chassis      {master:member1-re0}
protocol database
member 0                  user@host> show virtual-chassis protocol database member 0 b0c6.9abf.6800 detail
b0c6.9abf.6800 detail    member0:
                           -----
                           b0c6.9abf.6800.00-00 Sequence: 0xa06, Checksum: 0x925b, Lifetime: 117 secs
                             Neighbor: 001d.b510.0800.00 Interface: vcp-5/0/0.32768 Metric:      15

show virtual-chassis      {master:member1-re0}
protocol database
member 0 extensive       user@host> show virtual-chassis protocol database member 0 extensive
                           member0:
                           -----
                           001d.b510.0800.00-00 Sequence: 0xa09, Checksum: 0xa696, Lifetime: 116 secs
                             Neighbor: b0c6.9abf.6800.00 Interface: vcp-1/3/0.32768 Metric:      15

                           Header: LSP ID: 001d.b510.0800.00-00, Length: 804 bytes
                             Allocated length: 804 bytes,
                             Remaining lifetime: 116 secs, Interface: 64
                             Estimated free bytes: 0, Actual free bytes: 0
                             Aging timer expires in: 116 secs

                           Packet: LSP ID: 001d.b510.0800.00-00, Length: 804 bytes, Lifetime : 118 secs
                             Checksum: 0xa696, Sequence: 0xa09,
                             Fixed length: 27 bytes, Version: 1, Sysid length: 0 bytes
                             Packet type: 18, SW version: 11.1

                           TLVs:
                             Node Info: Member ID: 1, VC ID: 5a6a.e747.8511, Flags: 3, Priority: 129
                               System ID: 001d.b510.0800, Device ID: 1
                               Unknown TLV, Type: 0, Length: 0
                               ...
                               Unknown TLV, Type: 0, Length: 0
                               Unknown TLV, Type: 1, Length: 1
                               Neighbor Info: b0c6.9abf.6800.00, Interface: vcp-1/3/0.32768, Metric: 15
                               Topology Info: System ID: 001d.b510.0800,
                               Topology Info: System ID: b0c6.9abf.6800,
                               IRI Addr Info: IP Address: 128.0.0.1,
                               IRI Addr Info: IP Address: 128.0.0.4,
                               IRI Addr Info: IP Address: 128.0.0.5,
                               IRI Addr Info: IP Address: 128.0.0.6,
                               IRI Addr Info: IP Address: 128.0.0.17,
                               Master Info: System ID: 001d.b510.0800
                               Backup Info: System ID: b0c6.9abf.6800
                               Stable State Info: Master ID: 001d.b510.0800, Backup ID: b0c6.9abf.6800
                               Member Info: System ID: b0c6.9abf.6800, Member ID: 0 Member role: Backup
                               System ID: b0c6.9abf.6800, Device ID: 0

```


Member Info: System ID: 001d.b510.0800, Member ID: 1 Member role: Master
 System ID: 001d.b510.0800, Device ID: 1
 Provision Info: Member ID: 1 Serial Number: JN10C78D1AFC,
 Provision Info: Member ID: 0 Serial Number: JN115FDADAFB,
 Unknown TLV, Type: 24, Length: 1
 Unknown TLV, Type: 28, Length: 56

1 queued :
 Send PSN on vcp-5/0/0.32768 for 00:00:01

b0c6.9abf.6800.00-00 Sequence: 0xa0d, Checksum: 0x82d2, Lifetime: 118 secs
 Neighbor: 001d.b510.0800.00 Interface: vcp-5/0/0.32768 Metric: 15

Header: LSP ID: b0c6.9abf.6800.00-00, Length: 808 bytes
 Allocated length: 1400 bytes,
 Remaining lifetime: 118 secs, Interface: 0
 Estimated free bytes: 546, Actual free bytes: 592
 Aging timer expires in: 118 secs

Packet: LSP ID: b0c6.9abf.6800.00-00, Length: 808 bytes, Lifetime : 118 secs
 Checksum: 0x82d2, Sequence: 0xa0d,
 Fixed length: 27 bytes, Version: 1, Sysid length: 0 bytes
 Packet type: 18, SW version: 11.1

TLVs:

Node Info: Member ID: 0, VC ID: 5a6a.e747.8511, Flags: 5, Priority: 129
 System ID: b0c6.9abf.6800, Device ID: 0
 Unknown TLV, Type: 0, Length: 0
 ...
 Unknown TLV, Type: 0, Length: 0
 Unknown TLV, Type: 1, Length: 1
 Neighbor Info: 001d.b510.0800.00, Interface: vcp-5/0/0.32768, Metric: 15
 Topology Info: System ID: 001d.b510.0800,
 Topology Info: System ID: b0c6.9abf.6800,
 IRI Addr Info: IP Address: 128.0.0.1,
 IRI Addr Info: IP Address: 128.0.0.4,
 IRI Addr Info: IP Address: 128.0.0.5,
 IRI Addr Info: IP Address: 128.0.0.6,
 IRI Addr Info: IP Address: 128.0.0.17,
 IRI Addr Info: IP Address: 128.0.0.21,
 Master Info: System ID: 001d.b510.0800
 Backup Info: System ID: b0c6.9abf.6800
 Stable State Info: Master ID: 001d.b510.0800, Backup ID: b0c6.9abf.6800
 Member Info: System ID: b0c6.9abf.6800, Member ID: 0 Member role: Backup
 System ID: b0c6.9abf.6800, Device ID: 0
 Member Info: System ID: 001d.b510.0800, Member ID: 1 Member role: Master
 System ID: 001d.b510.0800, Device ID: 1
 Provision Info: Member ID: 1 Serial Number: JN10C78D1AFC,
 Provision Info: Member ID: 0 Serial Number: JN115FDADAFB,
 Unknown TLV, Type: 24, Length: 1
 Unknown TLV, Type: 28, Length: 56

1 queued :
 Retransmit on vcp-5/0/0.32768 for 00:00:01

show virtual-chassis protocol interface (MX Series Virtual Chassis)

Syntax	show virtual-chassis protocol interface <(brief detail)> <interface-name> <(all-members local member <i>member-id</i>)>
Release Information	Command introduced in Junos OS Release 11.2.
Description	Display Virtual Chassis Control Protocol (VCCP) information about Virtual Chassis port interfaces in an MX Series Virtual Chassis. You can issue the show virtual-chassis protocol interface command from the console of either member router in the Virtual Chassis.
Options	<p>brief detail—(Optional) Display the specified level of output. Using the brief option is equivalent to issuing the command with no options (the default). The detail option provides more output than the brief option.</p> <p>all-members—(Optional) Display VCCP information about Virtual Chassis port interfaces for both member routers in a Virtual Chassis. This is the default behavior if no options are specified.</p> <p>interface-name—(Optional) Display VCCP information about Virtual Chassis port interfaces for the specified Virtual Chassis port, in the format vcp-slot/pic/port.logical-unit-number.</p> <p>local—(Optional) Display VCCP information about Virtual Chassis port interfaces for the member router on which you are issuing the command.</p> <p>member member-id—(Optional) Display VCCP information about Virtual Chassis port interfaces for the specified member router. Replace member-id with the value 0 or 1.</p>
Required Privilege Level	view
Related Documentation	<ul style="list-style-type: none"> Viewing Information About Virtual Chassis Port Interfaces in the Virtual Chassis Control Protocol Database
List of Sample Output	show virtual-chassis protocol interface brief all-members on page 1429 show virtual-chassis protocol interface detail all-members on page 1430 show virtual-chassis protocol interface detail local on page 1430
Output Fields	Table 184 on page 1428 lists the output fields for the show virtual-chassis protocol interface command. Output fields are listed in the approximate order in which they appear.

Table 184: show virtual-chassis protocol interface Output Fields

Field Name	Field Description	Level of Output
membern	Member ID of the Virtual Chassis member router for which output is displayed.	All levels

Table 184: show virtual-chassis protocol interface Output Fields (*continued*)

Field Name	Field Description	Level of Output
Interface	Name of the Virtual Chassis port interface, in the format <i>vcp-slot/pic/port.logical-unit-number</i> .	brief
State	State of the Virtual Chassis port interface: <ul style="list-style-type: none"> • Up—The interface is up. • Down—The interface is down. 	brief
Metric	Metric value for this Virtual Chassis port interface.	All levels
<i>vcp-slot/ pic/port. logical-unit-number</i>	Name of the Virtual Chassis port interface.	detail
Index	Interface index number assigned by the Junos OS software.	detail
State	Internal implementation information.	detail
LSP interval	Interval, in milliseconds, between link-state protocol data units (PDUs) sent from the interface.	detail
type Hello padding	Type of hello padding: <ul style="list-style-type: none"> • Adaptive—On point-to-point connections, the hello packets are padded from the initial detection of a new neighbor until the neighbor verifies the adjacency as Up in the adjacency state type, length, and value (TLV). If the neighbor does not support the adjacency state TLV, then padding continues. On LAN connections, padding starts from the initial detection of a new neighbor until there is at least one active adjacency on the interface. • Loose—(Default) The hello packet is padded from the initial detection of a new neighbor until the adjacency transitions to the Up state. • Strict—Padding is performed on all interface types and for all adjacency states, and is continuous. 	detail
Adjacencies	Number of adjacencies established on this Virtual Chassis port interface.	detail
Hello(s)	Hello interval for the Virtual Chassis port interface.	detail
Hold(s)	Hold time for the Virtual Chassis port interface.	detail

Sample Output

```

show virtual-chassis {master:member1-re0}
protocol interface brief
all-members
user@host> show virtual-chassis protocol interface brief all-members
member0:
-----
IS-IS interface database:
Interface          State      Metric
vcp-5/0/0.32768    Up         15

```

```

member1:
-----
IS-IS interface database:
Interface          State      Metric
vcp-1/3/0.32768    Up         15

show virtual-chassis {master:member1-re0}
protocol interface
detail all-members  user@host> show virtual-chassis protocol interface detail all-members
member0:
-----

IS-IS interface database:
vcp-5/0/0.32768
  Index: 64, State: 0x46
  LSP interval: 100 ms, Loose Hello padding
  Adjacencies Metric Hello (s) Hold (s)n      1    15      3    60

member1:
-----

IS-IS interface database:
vcp-1/3/0.32768
  Index: 64, State: 0x86
  LSP interval: 100 ms, Loose Hello padding
  Adjacencies Metric Hello (s) Hold (s)n      1    15      3    60

show virtual-chassis {master:member1-re0}
protocol interface
detail local        user@host> show virtual-chassis protocol interface detail local

IS-IS interface database:
vcp-1/3/0.32768
  Index: 64, State: 0x46
  LSP interval: 100 ms, Loose Hello padding
  Adjacencies Metric Hello (s) Hold (s)n      1    15      3    60

```

show virtual-chassis protocol route (MX Series Virtual Chassis)

Syntax	show virtual-chassis protocol route < <i>destination-id</i> > <(all-members local member <i>member-id</i>)>
Release Information	Command introduced in Junos OS Release 11.2.
Description	Display the Virtual Chassis Control Protocol (VCCP) unicast and multicast routing tables for an MX Series Virtual Chassis. You can issue the show virtual-chassis protocol route command from the console of either member router in the Virtual Chassis.
Options	<p>all-members—(Optional) Display the VCCP unicast and multicast routing tables for both member routers in a Virtual Chassis configuration. This is the default behavior if no options are specified.</p> <p><i>destination-id</i>—(Optional) Display the VCCP unicast and multicast routing tables to the destination with the specified system ID.</p> <p>local—(Optional) Display the VCCP unicast and multicast routing tables for the member router on which you are issuing the command.</p> <p>member <i>member-id</i>—(Optional) Display the VCCP unicast and multicast routing tables for the specified member router. Replace <i>member-id</i> with the value 0 or 1.</p>
Required Privilege Level	view
Related Documentation	<ul style="list-style-type: none"> Viewing Virtual Chassis Control Protocol Routing Tables
List of Sample Output	show virtual-chassis protocol route all-members on page 1432 show virtual-chassis protocol route member 0 001d.b510.0800 (For Specific Member ID and Destination ID) on page 1432
Output Fields	Table 185 on page 1431 lists the output fields for the show virtual-chassis protocol route command. Output fields are listed in the approximate order in which they appear.

Table 185: show virtual-chassis protocol route Output Fields

Field Name	Field Description
membern	Member ID of the Virtual Chassis member router for which output is displayed.
Dev	System ID of the device (member router) that stores the VCCP routing tables. The System ID is derived from the router's media access control (MAC) address.
ucast routing table	VCCP unicast routing table.
mcast routing table	VCCP multicast routing table.

Table 185: show virtual-chassis protocol route Output Fields (*continued*)

Field Name	Field Description
Current version	Version of the shortest-path-first (SPF) algorithm that generated the VCCP unicast or multicast routing table.
System ID	System ID of the device, derived from the device's MAC address.
Version	Version of the SPF algorithm that generated this route in the VCCP unicast or multicast routing table.
Metric	Metric value required to reach this device.
Interface	Name of the Virtual Chassis port interface (in the format vcp-slot/pic/port.logical-unit-number) that interconnects the devices.
Via	MAC address of the next-hop device, if applicable.

Sample Output

```

show virtual-chassis {master:member1-re0}
protocol route
all-members
user@host> show virtual-chassis protocol route all-members
member0:
-----
Dev b0c6.9abf.6800 ucast routing table          Current version: 17
-----
System ID      Version  Metric Interface  Via
001d.b510.0800   17      15 vcp-5/0/0.32768 001d.b510.0800
b0c6.9abf.6800   17      0
Dev b0c6.9abf.6800 mcast routing table          Current version: 17
-----
System ID      Version  Metric Interface  Via
001d.b510.0800   17      vcp-5/0/0.32768
b0c6.9abf.6800   17
member1:
-----
Dev 001d.b510.0800 ucast routing table          Current version: 17
-----
System ID      Version  Metric Interface  Via
001d.b510.0800   17      0
b0c6.9abf.6800   17      15 vcp-1/3/0.32768 b0c6.9abf.6800
Dev 001d.b510.0800 mcast routing table          Current version: 17
-----
System ID      Version  Metric Interface  Via
001d.b510.0800   17      vcp-1/3/0.32768
b0c6.9abf.6800   17

show virtual-chassis {master:member1-re0}
protocol route member
user@host> show virtual-chassis protocol route member 0 001d.b510.0800

```

```

0 001d.b510.0800 member0:
(For Specific Member -----
ID and Destination ID) Dev b0c6.9abf.6800 ucast routing table          Current version: 17
-----
System ID      Version  Metric Interface  Via
001d.b510.0800    17      15 vcp-5/0/0.32768 001d.b510.0800
b0c6.9abf.6800    17        0

Dev b0c6.9abf.6800 mcast routing table          Current version: 17
-----
System ID      Version  Metric Interface  Via
001d.b510.0800    17      vcp-5/0/0.32768
b0c6.9abf.6800    17

```

show virtual-chassis protocol statistics (MX Series Virtual Chassis)

Syntax	show virtual-chassis protocol statistics < <i>interface-name</i> > <(all-members local member <i>member-id</i>)>
Release Information	Command introduced in Junos OS Release 11.2.
Description	Display Virtual Chassis Control Protocol (VCCP) statistics for one or both member routers, or for a specified Virtual Chassis port interface, in an MX Series Virtual Chassis. You can issue the show virtual-chassis protocol statistics command from the console of either member router in the Virtual Chassis.
Options	<p>all-members—(Optional) Display VCCP statistics for both member routers in a Virtual Chassis configuration. This is the default behavior if no options are specified.</p> <p><i>interface-name</i>—(Optional) Display VCCP statistics for the specified Virtual Chassis port interface, in the format vcp-slot/pic/port.logical-unit-number.</p> <p>local—(Optional) Display VCCP statistics for the member router on which you are issuing the command.</p> <p>member <i>member-id</i>—(Optional) Display VCCP statistics for the specified member router. Replace <i>member-id</i> with the value 0 or 1.</p>
Required Privilege Level	view
Related Documentation	<ul style="list-style-type: none"> Viewing Virtual Chassis Control Protocol Statistics for Member Routers and Virtual Chassis Ports
List of Sample Output	show virtual-chassis protocol statistics all-members on page 1435 show virtual-chassis protocol statistics vcp-1/3/0.32768 member 1 (For Specific Virtual Chassis Port Interface and Member ID) on page 1436
Output Fields	Table 186 on page 1434 lists the output fields for the show virtual-chassis protocol statistics command. Output fields are listed in the approximate order in which they appear.

Table 186: show virtual-chassis protocol statistics Output Fields

Field Name	Field Description
membern	Member ID of the Virtual Chassis member router for which output is displayed.
PDU type	Type of protocol data unit (PDU).
Received	Number of PDUs received since VCCP started or since the statistics were set to zero.
Processed	Number of PDUs received minus the number of PDUs dropped.
Drops	Number of PDUs dropped.

Table 186: show virtual-chassis protocol statistics Output Fields (*continued*)

Field Name	Field Description
Sent	Number of PDUs transmitted since VCCP started or since the statistics were set to zero.
Rexmit	Number of PDUs retransmitted since VCCP started or since the statistics were set to zero.
Total packets received	Total number of PDUs received since VCCP started or since the statistics were set to zero.
Sent	Total number of PDUs transmitted since VCCP started or since the statistics were set to zero.
LSP queue length	Number of link-state PDUs waiting in the queue to be processed.
Drops	Number of link-state PDUs dropped.
SPF runs	Number of shortest-path-first (SPF) calculations performed.
Fragments rebuilt	Number of link-state PDU fragments computed by the local system.
LSP regenerations	Number of regenerated link-state PDUs. A link-state PDU is regenerated when the PDU nears the end of its lifetime and has not changed.
Purges initiated	Number of purges initiated by the software. A purge is initiated when the software determines that it must remove a link-state PDU from the network.

Sample Output

```

show virtual-chassis {master:member1-re0}
protocol statistics
all-members
user@host> show virtual-chassis protocol statistics all-members
member0:
-----
IS-IS statistics for b0c6.9abf.6800:
PDU type      Received    Processed    Drops      Sent      Rexmit
LSP            2937        2937         0          2934       0
HELLO          2913        2913         0          2922       0
CSNP           1           1            0           1          0
PSNP           2916        2916         0          2925       0
Unknown        0           0            0           0          0
Totals         8767        8767         0          8782       0

Total packets received: 8767 Sent: 8782

LSP queue length: 0 Drops: 0
SPF runs: 17
Fragments rebuilt: 2955
LSP regenerations: 14
Purges initiated: 0

member1:
-----

```

```
IS-IS statistics for 001d.b510.0800:
PDU type      Received    Processed      Drops      Sent      Rexmit
LSP            2934        2934           0         2937         0
HELLO          2922        2922           0         2914         0
CSNP            1           1             0           1         0
PSNP           2925        2925           0         2916         0
Unknown         0           0             0           0         0
Totals         8782        8782           0         8768         0
```

Total packets received: 8782 Sent: 8768

```
LSP queue length: 0 Drops: 0
SPF runs: 17
Fragments rebuilt: 2953
LSP regenerations: 11
Purges initiated: 0
```

```
show virtual-chassis {master:member1-re0}
protocol statistics
vcp-1/3/0.32768
member1 (For Specific Virtual Chassis Port
Interface and Member ID)
user@host> show virtual-chassis protocol statistics vcp-1/3/0.32768 member 1
member1:
-----
vcp-1/3/0.32768
IS-IS statistics for 001d.b510.0800:
PDU type      Received    Processed      Drops      Sent      Rexmit
LSP            3013        3013           0         3016         0
HELLO          3001        3001           0         2993         0
CSNP            1           1             0           1         0
PSNP           3003        3003           0         2994         0
Unknown         0           0             0           0         0
Totals         9018        9018           0         9004         0

Total packets received: 9018 Sent: 9004
```

show virtual-chassis status (MX Series Virtual Chassis)

Syntax	show virtual-chassis status
Release Information	Command introduced in Junos OS Release 11.2.
Description	Display information about the status of both member routers in an MX Series Virtual Chassis configuration. You can issue the show virtual-chassis status command from the console of either member router in the Virtual Chassis.
Required Privilege Level	view
Related Documentation	<ul style="list-style-type: none"> Verifying the Status of Virtual Chassis Member Routers Configuring Interchassis Redundancy for MX Series 3D Universal Edge Routers Using a Virtual Chassis Example: Configuring Interchassis Redundancy for MX Series 3D Universal Edge Routers Using a Virtual Chassis
List of Sample Output	show virtual-chassis status on page 1438
Output Fields	Table 187 on page 1437 lists the output fields for the show virtual-chassis status command. Output fields are listed in the approximate order in which they appear.

Table 187: show virtual-chassis status Output Fields

Field Name	Field Description
Virtual Chassis ID	Assigned ID that applies to the entire Virtual Chassis configuration.
Member ID	Member ID assigned in the preprovisioned Virtual Chassis configuration, and the Flexible PIC Concentrator (FPC) slot range, including offset, for each member router in the Virtual Chassis.
Status	<p>State of the member router:</p> <ul style="list-style-type: none"> Prsnt—Router is currently connected to the Virtual Chassis. NotPrsnt—Router is not currently connected to the Virtual Chassis.
Serial No	Serial number of the member router.
Model	Model number of the member router.
Mastership priority	<p>Metric used by the Virtual Chassis software for the mastership election algorithm.</p> <p>This value is assigned by the software and is not configurable in the current release.</p>
Role	<p>Role of the member router in the Virtual Chassis: Master or Backup.</p> <p>The asterisk (*) following the Role denotes the router on which the show virtual-chassis status command was issued.</p>

Table 187: show virtual-chassis status Output Fields (*continued*)

Field Name	Field Description
Neighbor List ID Interface	Member IDs and Virtual Chassis port interfaces (in the format vcp-slot/pic/port) to which this member router is connected.

Sample Output

```

show virtual-chassis {master:member1-re0}
status
user@host> show virtual-chassis status
Preprovisioned Virtual Chassis
Virtual Chassis ID: 5a6a.e747.8511

Member ID      Status  Serial No  Model  Mastership  Role  Neighbor List
priority      ID      Interface
0 (FPC 0- 11) Prsnt  JN115FDADAFB mx480  129  Backup  1 vcp-5/0/0
1 (FPC 12- 23) Prsnt  JN10C78D1AFC mx240  129  Master* 0 vcp-1/3/0

```

show virtual-chassis vc-port (MX Series Virtual Chassis)

Syntax	<code>show virtual-chassis vc-port</code> <code><(all-members local member <i>member-id</i>)></code>
Release Information	Command introduced in Junos OS Release 11.2.
Description	Display the operational status of the Virtual Chassis ports for both member routers or for a specified member router in an MX Series Virtual Chassis configuration. You can issue the show virtual-chassis vc-port command from the console of either member router in the Virtual Chassis.
Options	<p>all-members—(Optional) Display the operational status of the Virtual Chassis ports for both member routers in a Virtual Chassis configuration.</p> <p>local—(Optional) Display the operational status of the Virtual Chassis ports on the member router on which you are issuing the command. This is the default behavior if no options are specified.</p> <p>member <i>member-id</i>—(Optional) Display the operational status of the Virtual Chassis ports on the specified member router. Replace <i>member-id</i> with the value 0 or 1.</p>
Required Privilege Level	view
Related Documentation	<ul style="list-style-type: none"> Verifying the Operation of Virtual Chassis Ports Configuring Interchassis Redundancy for MX Series 3D Universal Edge Routers Using a Virtual Chassis Example: Configuring Interchassis Redundancy for MX Series 3D Universal Edge Routers Using a Virtual Chassis
List of Sample Output	show virtual-chassis vc-port all-members on page 1440 show virtual-chassis vc-port local on page 1440 show virtual-chassis vc-port member 0 on page 1440
Output Fields	Table 188 on page 1439 lists the output fields for the show virtual-chassis vc-port command. Output fields are listed in the approximate order in which they appear.

Table 188: show virtual-chassis vc-port Output Fields

Field Name	Field Description
membern	Member ID of the Virtual Chassis member router for which output is displayed.
Interface or Slot/PIC/Port	Location, in the format <i>slot/pic/port</i> , of the Virtual Chassis ports configured on the member router.
Type	Type of Virtual Chassis port. Configured indicates that the Virtual Chassis port is properly configured.

Table 188: show virtual-chassis vc-port Output Fields (*continued*)

Field Name	Field Description
Trunk ID	Trunk ID value assigned to a link aggregation group (LAG) formed by the Virtual Chassis. A positive number indicates that a trunk exists. The value -1 indicates that a trunk is not present.
Status	State of the Virtual Chassis port interface: Up , Down , or Absent .
Speed (mbps)	Speed, in megabits per second, of the Virtual Chassis port interface.
Neighbor ID Interface	Member IDs and Virtual Chassis port interfaces (in vcp-slot/pic/port format) that are connected to this member router.

Sample Output

```
{master:member1-re0}
user@host> show virtual-chassis vc-port all-members
member0:
-----
Interface      Type      Trunk  Status  Speed  Neighbor
or             ID              (mbps)  ID  Interface
Slot/PIC/Port
5/0/0          Configured    -1     Up      10000    1   vcp-1/3/0

member1:
-----
Interface      Type      Trunk  Status  Speed  Neighbor
or             ID              (mbps)  ID  Interface
Slot/PIC/Port
1/3/0          Configured    -1     Up      10000    0   vcp-5/0/0

show virtual-chassis {master:member1-re0}
vc-port local
user@host> show virtual-chassis vc-port local

Interface      Type      Trunk  Status  Speed  Neighbor
or             ID              (mbps)  ID  Interface
Slot/PIC/Port
1/3/0          Configured    -1     Up      10000    0   vcp-5/0/0

show virtual-chassis {master:member1-re0}
vc-port member 0
user@host> show virtual-chassis vc-port member 0
member0:
-----
Interface      Type      Trunk  Status  Speed  Neighbor
or             ID              (mbps)  ID  Interface
Slot/PIC/Port
5/0/0          Configured    -1     Up      10000    1   vcp-1/3/0
```

PART 3

Class of Service

- [Class-of-Service Operational Mode Commands on page 1443](#)

Class-of-Service Operational Mode Commands

Table 189 on page 1443 summarizes the command-line interface (CLI) commands you can use to monitor and troubleshoot class of service (CoS). Commands are listed in alphabetical order.

Table 189: Class-of-Service (CoS) Operational Mode Commands

Task	Command
Display the entire CoS configuration, including system-chosen defaults.	<code>show class-of-service</code>
(J Series routers only) Display trigger points and associated rates for CoS adaptive shapers.	<code>show class-of-service adaptive-shaper</code>
For each CoS classifier, display the mapping of code point value to forwarding class and loss priority.	<code>show class-of-service classifier</code>
Display the mapping of CoS code point aliases to corresponding bit patterns.	<code>show class-of-service code-point-aliases</code>
Display data points for each CoS random early detection (RED) drop profile.	<code>show class-of-service drop-profile</code>
(M320 routers and T Series routers only) Display the mapping of CoS schedulers to switch fabric traffic priorities and a summary of scheduler parameters for each priority.	<code>show class-of-service fabric scheduler-map</code>
(M320 routers and T Series routers only) Display CoS switch fabric queue statistics.	<code>show class-of-service fabric statistics</code>
Display the mapping of forwarding class names to queue numbers.	<code>show class-of-service forwarding-class</code>
Display entire CoS configuration as it exists in the forwarding table.	<code>show class-of-service forwarding-table</code>

Table 189: Class-of-Service (CoS) Operational Mode Commands (*continued*)

Task	Command
Display the mapping of code point value to queue number and loss priority for each classifier as it exists in the forwarding table.	<code>show class-of-service forwarding-table classifier</code>
For each logical interface, display either the table index of the classifier for a given code point type or the queue number (if it is a fixed classification) in the forwarding table.	<code>show class-of-service forwarding-table classifier mapping</code>
Display the data points of all random early detection (RED) drop profiles as they exist in the forwarding table.	<code>show class-of-service forwarding-table drop-profile</code>
(M320 routers and T Series routers only) Display the scheduler map information as it exists in the forwarding table for switch fabric.	<code>show class-of-service forwarding-table fabric scheduler-map</code>
(J Series routers only) Display the mapping of code point value to loss priority as it exists in the forwarding table.	<code>show class-of-service forwarding-table loss-priority-map</code>
(J Series routers only) For each logical interface, display the loss priority table index.	<code>show class-of-service forwarding-table loss-priority-map mapping</code>
Display mapping of queue number and loss priority to code point value for each rewrite rule as it exists in the forwarding table.	<code>show class-of-service forwarding-table rewrite-rule</code>
For each logical interface, display the table identifier of the rewrite rule map for each code point type.	<code>show class-of-service forwarding-table rewrite-rule mapping</code>
For each physical interface, display the scheduler map information as it exists in the forwarding table.	<code>show class-of-service forwarding-table scheduler-map</code>
For Adaptive Services (AS) PIC link services IQ interfaces (lsq) only, display fragmentation properties for specific forwarding classes.	<code>show class-of-service fragmentation-map</code>
Display the logical and physical interface associations for the classifier, rewrite rules, and scheduler map objects.	<code>show class-of-service interface</code>
Display the configured shaping rate and the quality of service (QoS) adjusted shaping rate for each logical interface set configured for hierarchical class of service (CoS).	<code>show class-of-service interface-set</code>

Table 189: Class-of-Service (CoS) Operational Mode Commands (*continued*)

Task	Command
Display CoS objects associated with an L2TP session.	<code>show class-of-service l2tp-session</code>
(J Series routers only) Display mapping of code point value to loss priority.	<code>show class-of-service loss-priority-map</code>
Display the mapping of the code-point value to the loss priority rewrite rule.	<code>show class-of-service loss-priority-rewrite</code>
Display the mapping of forwarding classes and loss priority to code point values.	<code>show class-of-service rewrite-rule</code>
(M Series and T Series routers only) Display mapping of CoS objects to routing instances.	<code>show class-of-service routing-instance</code>
Display mapping of schedulers to forwarding classes and a summary of scheduler parameters for each entry.	<code>show class-of-service scheduler-map</code>
For Gigabit Ethernet IQ and Channelized IQ PICs only, display traffic shaping and scheduling profiles.	<code>show class-of-service traffic-control-profile</code>
For IQE PICs only, display translation table information.	<code>show class-of-service translation-table</code>
(J Series routers only) Display virtual channel information.	<code>show class-of-service virtual-channel</code>
(J Series routers only) Display virtual channel group information.	<code>show class-of-service virtual-channel-group</code>



NOTE: For information about how to configure CoS, see the *Junos OS Class of Service Configuration Guide*. For information about the related `show interfaces queue` command, see the *Junos OS Interfaces Command Reference*.

show class-of-service

Syntax	show class-of-service
Release Information	Command introduced before Junos OS Release 7.4. Command introduced in Junos OS Release 9.0 for EX Series switches.
Description	Display the entire class-of-service (CoS) configuration, including system-chosen defaults. Executing this command is equivalent to executing all show class-of-service commands in succession.
Options	This command has no options.
Required Privilege Level	view
List of Sample Output	show class-of-service on page 1446
Output Fields	See the output field descriptions for the commands.

Sample Output

```

user@host> show class-of-service
Forwarding class                               Queue
  best-effort                                   0
  expedited-forwarding                         1
  assured-forwarding                           2
  network-control                             3
Code point type: dscp
  Alias      Bit pattern
  af11       001010
  af12       001100
  af13       001110
...
Code point type: dscp-ipv6
  Alias      Bit pattern
  af11       001010
  af12       001100
  af13       001110
...
Code point type: exp
  Alias      Bit pattern
  af11       100
  af12       101
  be         000
...
Code point type: ieee-802.1
  Alias      Bit pattern
  af11       100
  af12       101
  be         000
...
Classifier: dscp-default, Code point type: dscp, Index: 6
  Code point      Forwarding class      Loss priority
  000000          best-effort            low
  000001          best-effort            low

```

```

000010          best-effort          low
....
Classifier: dscp-ipv6-default, Code point type: dscp-ipv6, Index: 7
  Code point      Forwarding class      Loss priority
  000000          best-effort          low
  000001          best-effort          low
  000010          best-effort          low
...
Loss-priority-map: frame-relay-de-default, Code point type: frame-relay-de, Index:
12
  Code point      Loss priority
  0              low
  1              high

Rewrite rule: dscp-default, Code point type: dscp, Index: 23
  Forwarding class      Loss priority      Code point
  best-effort          low                000000
  best-effort          high               000000
  expedited-forwarding low               101110
...
Rewrite rule: dscp-ipv6-default, Code point type: dscp-ipv6, Index: 24
  Forwarding class      Loss priority      Code point
  best-effort          low                000000
  best-effort          high               000000
...
....
Drop profile: <default-drop-profile>, Type: discrete, Index: 1
  Fill level      Drop probability
  100              100

Scheduler map: <default>, Index: 2

Scheduler: <default-be>, Forwarding class: best-effort, Index: 16
  Transmit rate: 95 percent, Rate Limit: none, Buffer size: 95 percent, Priority:
low
  Drop profiles:
    Loss priority  Protocol  Index  Name
    Low           any       1      <default-drop-profile>
    Medium low    any       1      <default-drop-profile>
    Medium high   any       1      <default-drop-profile>
    High          any       1      <default-drop-profile>
...
Physical interface: fe-0/0/0, Index: 137
Queues supported: 8, Queues in use: 4
Scheduler map: <default>, Index: 2

Logical interface: fe-0/0/0.0, Index: 69
  Object      Name              Type      Index
  Adaptive-shaper  fr-shaper              35320
  Classifier       ipprec-compatibility  ip        11

Physical interface: fe-0/0/1, Index: 138
Queues supported: 8, Queues in use: 4
Scheduler map: <default>, Index: 2
...

```

show class-of-service adaptive-shaper

Syntax	<code>show class-of-service adaptive-shaper</code> <code><adaptive-shaper-name></code>
Release Information	Introduced before Junos OS Release 7.4.
Description	(J Series routers only) Display trigger points and associated rates for class-of-service (CoS) adaptive shapers.
Options	none —Display all adaptive shaper information. adaptive-shaper-name —(Optional) Display information for the named adaptive shaper.
Required Privilege Level	view
List of Sample Output	show class-of-service adaptive-shaper on page 1448
Output Fields	Table 190 on page 1448 describes the output fields for the show class-of-service adaptive-shaper command. Output fields are listed in the approximate order in which they appear.

Table 190: show class-of-service adaptive-shaper Output Fields

Field Name	Field Description
Adaptive shaper	Name of the adaptive shaper.
Index	Internal index of the adaptive shaper.
Trigger type	Adaptive shaper trigger type. The trigger type can be the backward explicit congestion notification (BECN) bit in Frame Relay packet headers.
Shaping rate	CoS adaptive shaping rate.

Sample Output

```

show class-of-service adaptive-shaper
user@host> show class-of-service adaptive-shaper
Adaptive shaper: as, Index: 3155
  Trigger type   Shaping rate
  BECN          30 percent

```

show class-of-service classifier

Syntax	show class-of-service classifier <name <i>name</i> > <type dscp type dscp-ipv6 type exp type ieee-802.1 type inet-precedence>
Release Information	Command introduced before Junos OS Release 7.4. Command introduced in Junos OS Release 9.0 for EX Series switches. Command introduced in Junos OS Release 11.1 for the QFX Series.
Description	For each class-of-service (CoS) classifier, display the mapping of code point value to forwarding class and loss priority.
Options	<p>none—Display all classifiers.</p> <p>name <i>name</i>—(Optional) Display named classifier.</p> <p>type dscp—(Optional) Display all classifiers of the Differentiated Services code point (DSCP) type.</p> <p>type dscp-ipv6—(Optional) Display all classifiers of the DSCP for IPv6 type.</p> <p>type exp—(Optional) Display all classifiers of the MPLS experimental (EXP) type.</p> <p>type ieee-802.1—(Optional) Display all classifiers of the ieee-802.1 type.</p> <p>type inet-precedence—(Optional) Display all classifiers of the inet-precedence type.</p>
Required Privilege Level	view
List of Sample Output	show class-of-service classifier type ieee-802.1 on page 1450 show class-of-service classifier type ieee-802.1 (QFX Series) on page 1450
Output Fields	Table 191 on page 1449 describes the output fields for the show class-of-service classifier command. Output fields are listed in the approximate order in which they appear.

Table 191: show class-of-service classifier Output Fields

Field Name	Field Description
Classifier	Name of the classifier.
Code point type	Type of the classifier: exp (not on EX Series switch), dscp , dscp-ipv6 (not on EX Series switch), ieee-802.1 , or inet-precedence .
Index	Internal index of the classifier.
Code point	Code point value used for classification
Forwarding class	Classification of a packet affecting the forwarding, scheduling, and marking policies applied as the packet transits the router.

Table 191: show class-of-service classifier Output Fields (*continued*)

Field Name	Field Description
Loss priority	Loss priority value used for classification. For most platforms, the value is high or low . For some platforms, the value is high , medium-high , medium-low , or low .

Sample Output

```

show class-of-service classifier type ieee-802.1
user@host> show class-of-service classifier type ieee-802.1
Classifier: ieee802.1-default, Code point type: ieee-802.1, Index: 3
Code Point      Forwarding Class      Loss priority
000             best-effort           low
001             best-effort           high
010             expedited-forwarding  low
011             expedited-forwarding  high
100             assured-forwarding    low
101             assured-forwarding    medium-high
110             network-control       low
111             network-control       high

Classifier: users-ieee802.1, Code point type: ieee-802.1
Code point      Forwarding class      Loss priority
100             expedited-forwarding  low

show class-of-service classifier type ieee-802.1
user@switch> show class-of-service classifier type ieee-802.1
Classifier: ieee8021p-default, Code point type: ieee-802.1, Index: 11
Code point      Forwarding class      Loss priority
000             best-effort           low
001             best-effort           low
010             best-effort           low
011             fcoe                  low
100             no-loss               low
101             best-effort           low
110             network-control       low
111             network-control       low

Classifier: ieee-mcast, Code point type: ieee-802.1, Index: 46
Code point      Forwarding class      Loss priority
000             mcast                 low
001             mcast                 low
010             mcast                 low
011             mcast                 low
100             mcast                 low
101             mcast                 low
110             mcast                 low
111             mcast                 low

```


show class-of-service code-point-aliases

Syntax	<code>show class-of-service code-point-aliases</code> <code><dscp dscp-ipv6 exp ieee-802.1 inet-precedence></code>
Release Information	Command introduced before Junos OS Release 7.4. Command introduced in Junos OS Release 9.0 for EX Series switches. Command introduced in Junos OS Release 11.1 for the QFX Series.
Description	Display the mapping of class-of-service (CoS) code point aliases to corresponding bit patterns.
Options	<p>none—Display code point aliases of all code point types.</p> <p>dscp—(Optional) Display Differentiated Services code point (DSCP) aliases.</p> <p>dscp-ipv6—(Optional) Display IPv6 DSCP aliases.</p> <p>exp—(Optional) Display MPLS EXP code point aliases.</p> <p>ieee-802.1—(Optional) Display IEEE-802.1 code point aliases.</p> <p>inet-precedence—(Optional) Display IPv4 precedence code point aliases.</p>
Required Privilege Level	view
List of Sample Output	show class-of-service code-point-aliases exp on page 1452
Output Fields	Table 192 on page 1451 describes the output fields for the show class-of-service code-point-aliases command. Output fields are listed in the approximate order in which they appear.

Table 192: show class-of-service code-point-aliases Output Fields

Field Name	Field Description
Code point type	Type of the code points displayed: dscp , dscp-ipv6 (not on EX Series switch or the QFX Series), exp (not on EX Series switch or the QFX Series), ieee-802.1 , or inet-precedence (not on the QFX Series).
Alias	Alias for a bit pattern.
Bit pattern	Bit pattern for which the alias is displayed.

Sample Output

```
show class-of-service user@host> show class-of-service code-point-aliases exp
code-point-aliases exp Code point type: exp
  Alias      Bit pattern
  af11       100
  af12       101
  be         000
  be1        001
  cs6        110
  cs7        111
  ef         010
  ef1        011
  nc1        110
  nc2        111
```

show class-of-service drop-profile

Syntax	show class-of-service drop-profile <profile-name <i>profile-name</i> >
Release Information	Command introduced before Junos OS Release 7.4. Command introduced in Junos OS Release 9.0 for EX Series switches. Command introduced in Junos OS Release 11.1 for the QFX Series.
Description	Display data points for each class-of-service (CoS) random early detection (RED) drop profile.
Options	none —Display all drop profiles. profile-name <i>profile-name</i> —(Optional) Display the specified profile only.
Required Privilege Level	view
List of Sample Output	show class-of-service drop-profile on page 1454
Output Fields	Table 193 on page 1453 describes the output fields for the show class-of-service drop-profile command. Output fields are listed in the approximate order in which they appear.

Table 193: show class-of-service drop-profile Output Fields

Field Name	Field Description
Drop profile	Name of a drop profile.
Type	Type of drop profile: discrete or interpolated .
Index	Internal index of this drop profile.
Fill Level	Percentage fullness of a queue.
Drop probability	Drop probability at this fill level.

Sample Output

```
show class-of-service user@host> show class-of-service drop-profile
drop-profile Drop profile: <default-drop-profile>, Type: discrete, Index: 1
              Fill level Drop probability
              100         100
Drop profile: user-drop-profile, Type: interpolated, Index: 2989
              Fill level Drop probability
              0          0
              1          1
              2          2
              4          4
              5          5
              6          6
              8          8
              10         10
              12         15
              14         20
              15         23
... 64 entries total
              90         96
              92         96
              94         97
              95         98
              96         98
              98         99
              99         99
              100        100
```

show class-of-service fabric scheduler-map

Syntax	show class-of-service fabric scheduler-map
Release Information	Command introduced before Junos OS Release 7.4.
Description	(M320 routers and T Series routers only) Display the mapping of class-of-service (CoS) schedulers to switch fabric traffic priorities and a summary of scheduler parameters for each priority.
Options	This command has no options.
Required Privilege Level	view
List of Sample Output	show class-of-service fabric scheduler-map on page 1455
Output Fields	Table 194 on page 1455 describes the output fields for the show class-of-service fabric scheduler-map command. Output fields are listed in the approximate order in which they appear.

Table 194: show class-of-service fabric scheduler-map Output Fields

Field Name	Field Description
Fabric priority	Indicates the fabric traffic priority. Currently, two priorities are supported: low and high .
Scheduler	Name of the scheduler.
Index	Index of the indicated object. Objects that have indexes in this output include schedulers and drop profiles.
Drop profiles	Display the assignment of drop profile by name and index to a given loss priority and protocol pair: <ul style="list-style-type: none"> • Loss priority—Packet loss priority for drop profile assignment. • Protocol—Transport protocol for drop profile assignment. • Name—Name of the drop profile.

Sample Output

```

user@host> show class-of-service fabric scheduler-map
Fabric priority: low
  Scheduler: fab-ef-scheduler, Index: 60211
    Drop profiles:
      Loss priority  Protocol  Index  Name
      Low           non-TCP  44321  fab-ef-profile
      Low           TCP      44321  fab-ef-profile
      High          non-TCP  44321  fab-ef-profile
      High          TCP      44321  fab-ef-profile

Fabric priority: high
  Scheduler: fab-ef-scheduler, Index: 60211
    Drop profiles:

```

Loss priority	Protocol	Index	Name
Low	non-TCP	44321	fab-ef-profile
Low	TCP	44321	fab-ef-profile
High	non-TCP	44321	fab-ef-profile
High	TCP	44321	fab-ef-profile

show class-of-service fabric statistics

Syntax	show class-of-service fabric statistics <destination <i>fpc-number</i> > <source <i>fpc-number</i> > <summary>
Release Information	Command introduced before Junos OS Release 7.4.
Description	(M320 routers and T Series routers only) Display class-of-service (CoS) switch fabric queue statistics.
Options	<p>none—Same as summary.</p> <p>destination <i>fpc-number</i>—(Optional) Display details for the specified destination Flexible PIC Concentrator (FPC). The FPC number is a value from 0 through 7.</p> <p>source <i>fpc-number</i>—(Optional) Display details for the specified source FPC. The FPC number is a value from 0 through 7.</p> <p>summary—(Optional) Display all switch fabric statistics.</p>
Required Privilege Level	view
List of Sample Output	show class-of-service fabric statistics on page 1458
Output Fields	Table 195 on page 1457 describes the output fields for the show class-of-service fabric statistics command. Output fields are listed in the approximate order in which they appear.

Table 195: show class-of-service fabric statistics Output Fields

Field Name	Field Description
Destination FPC Index	Index number associated with the destination FPC
Source PFC Index	Index number associated with the source FPC.
Total statistics	<p>Fabric queue statistic totals:</p> <ul style="list-style-type: none"> • Packets—Total packet count for high-priority and low-priority queues. • Bytes—Total byte count for high-priority and low-priority queues. • pps—Total packets-per-second count for high-priority and low-priority queues. • bps—Total bytes-per-second count for high-priority and low-priority queues.
Tx statistics	<p>Fabric queue statistics for transmitted traffic:</p> <ul style="list-style-type: none"> • Packets—Transmitted packet count for high-priority and low-priority queues. • Bytes—Transmitted byte count for high-priority and low-priority queues. • pps—Transmitted packets-per-second count for high-priority and low-priority queues. • bps—Transmitted bytes-per-second count for high-priority and low-priority queues.

Table 195: show class-of-service fabric statistics Output Fields (*continued*)

Field Name	Field Description
Drop statistics	<p>Fabric queue statistics for dropped traffic:</p> <ul style="list-style-type: none"> • Packets—Dropped packet count for high-priority and low-priority queues. • Bytes—Dropped byte count for high-priority and low-priority queues. • pps—Dropped packets-per-second count for high-priority and low-priority queues. • bps—Dropped bytes-per-second count for high-priority and low-priority queues.

Sample Output

```

show class-of-service fabric statistics user@host> show class-of-service fabric statistics
                                     Destination FPC Index: 0, Source FPC Index: 0
                                     Total statistics:  High priority  Low priority
                                     Packets:          0                0
                                     Bytes :            0                0
                                     Pps   :            0                0
                                     Bps   :            0                0
                                     Tx statistics:    High priority  Low priority
                                     Packets:          0                0
                                     Bytes :            0                0
                                     Pps   :            0                0
                                     Bps   :            0                0
                                     Drop statistics:  High priority  Low priority
                                     Packets:          0                0
                                     Bytes :            0                0
                                     Pps   :            0                0
                                     Bps   :            0                0

                                     Destination FPC Index: 0, Source FPC Index: 1
                                     Total statistics:  High priority  Low priority
                                     Packets:          0                0
                                     Bytes :            0                0
                                     Pps   :            0                0
                                     Bps   :            0                0
                                     Tx statistics:    High priority  Low priority
                                     Packets:          0                0
                                     Bytes :            0                0
                                     Pps   :            0                0
                                     Bps   :            0                0
                                     Drop statistics:  High priority  Low priority
                                     Packets:          0                0
                                     Bytes :            0                0
                                     ...

```


show class-of-service forwarding-class

Syntax	<code>show class-of-service forwarding-class <forwarding-class-map-name></code>
Release Information	Command introduced before Junos OS Release 7.4.
Description	Display the mapping of forwarding class maps and names to queue numbers.
Options	forwarding-class-map-name —(Optional) Display the forwarding class configuration for a specific forwarding class map name. If this option is omitted, information for all forwarding class maps will be displayed.
Required Privilege Level	view
List of Sample Output	show class-of-service forwarding-class on page 1459 show class-of-service forwarding-class forwarding-class-map-name on page 1460
Output Fields	Table 196 on page 1459 describes the output fields for the show class-of-service forwarding-class command. Output fields are listed in the approximate order in which they appear.

Table 196: show class-of-service forwarding-class Output Fields

Field Name	Field Description
Forwarding class map	Classification of a packet affecting the forwarding, scheduling, and marking policies applied as the packet transits the router.
ID	Forwarding class identifier.
Queue	Queue corresponding to the forwarding class name.
Restricted Queue	(T Series platforms only) Forwarding class restricted queue number. The queue number assigned if the PIC is restricted to four queues.
Fabric Priority	(M320 and T Series platforms only) Forwarding class queue priority.

Sample Output

```

user@host> show class-of-service forwarding-class
show class-of-service forwarding-class
Forwarding class map FCMAP1  ID      Queue    Restricted queue  Fabric
                               Priority
fc0                          0        0          0                low
fc2                          1        1          1                low
fc4                          2        2          2                low
fc6                          3        3          3                low
fc1                          4        0          0                low
fc3                          5        1          1                low
fc5                          6        2          2                low
fc7                          7        3          3                low
fc8                          8        4          0                low
fc9                          9        4          0                low

```

fc10	10	5	1	low
fc11	11	5	1	low
fc12	12	6	2	low
fc13	13	6	2	low
fc14	14	7	3	low
fc15	15	7	3	low

Sample Output

```

show class-of-service forwarding-class FCMAP1
forwarding-class
forwarding-class-map name
user@host> show class-of-service forwarding-class FCMAP1
Forwarding class map FCMAP1  ID      Queue      Restricted queue  Fabric
                                                                    Priority
fc0                          0        0          0                 low
fc2                          1        1          1                 low
fc4                          2        2          2                 low
fc6                          3        3          3                 low
fc1                          4        0          0                 low
fc3                          5        1          1                 low
fc5                          6        2          2                 low
fc7                          7        3          3                 low
fc8                          8        4          0                 low
fc9                          9        4          0                 low
fc10                        10       5          1                 low
fc11                        11       5          1                 low
fc12                        12       6          2                 low
fc13                        13       6          2                 low
fc14                        14       7          3                 low
fc15                        15       7          3                 low

```

show class-of-service forwarding-table

Syntax	show class-of-service forwarding-table
Syntax (TX Matrix and TX Matrix Plus Router)	show class-of-service forwarding-table <fcc <i>number</i> >
Release Information	Command introduced before Junos OS Release 7.4. Command introduced in Junos OS Release 11.1 for the QFX Series.
Description	Display the entire class-of-service (CoS) configuration as it exists in the forwarding table. Executing this command is equivalent to executing all show class-of-service forwarding-table commands in succession.
Options	fcc <i>number</i> —(TX Matrix and TX Matrix Plus router only) (Optional) On a TX Matrix router, display the forwarding table configuration for a specific T640 router (or line-card chassis) configured in a routing matrix. On a TX Matrix Plus router, display the forwarding table configuration for a specific T1600 router (or line-card chassis) configured in the routing matrix. Replace <i>number</i> with a value from 0 through 3.
Required Privilege Level	view
List of Sample Output	show class-of-service forwarding-table on page 1461 show class-of-service forwarding-table fcc (TX Matrix Plus Router) on page 1462
Output Fields	See the output field descriptions for show class-of-service forwarding-table commands: <ul style="list-style-type: none"> show class-of-service forwarding-table classifier show class-of-service forwarding-table classifier mapping show class-of-service forwarding-table drop-profile show class-of-service forwarding-table fabric scheduler-map show class-of-service forwarding-table loss-priority-map show class-of-service forwarding-table loss-priority-map mapping show class-of-service forwarding-table rewrite-rule show class-of-service forwarding-table rewrite-rule mapping show class-of-service forwarding-table scheduler-map

Sample Output

```

show class-of-service forwarding-table user@host> show class-of-service forwarding-table
Classifier table index: 9, # entries: 8, Table type: EXP
Entry #   Code point   Forwarding-class #   PLP
0         000           0                   0
1         001           0                   1
2         010           1                   0
3         011           1                   1

```

4	100	2	0
5	101	2	1
6	110	3	0
7	111	3	1

Interface	Index	Table Index/ Q num	Table type
sp-0/0/0.1001	66	11	IPv4 precedence
sp-0/0/0.2001	67	11	IPv4 precedence
sp-0/0/0.16383	68	11	IPv4 precedence
fe-0/0/0.0	69	11	IPv4 precedence

Interface: sp-0/0/0 (Index: 129, Map index: 2, Map type: FINAL,
Num of queues: 2):

Entry 0 (Scheduler index: 16, Forwarding-class #: 0):

Tx rate: 0 Kb (95%), Buffer size: 95 percent

Priority low

PLP high: 1, PLP low: 1, PLP medium-high: 1, PLP medium-low: 1

Entry 1 (Scheduler index: 18, Forwarding-class #: 3):

Tx rate: 0 Kb (5%), Buffer size: 5 percent

Priority low

PLP high: 1, PLP low: 1, PLP medium-high: 1, PLP medium-low: 1

Interface: fe-0/0/0 (Index: 137, Map index: 2, Map type: FINAL,
Num of queues: 2):

Entry 0 (Scheduler index: 16, Forwarding-class #: 0):

Tx rate: 0 Kb (95%), Buffer size: 95 percent

Priority low

PLP high: 1, PLP low: 1, PLP medium-high: 1, PLP medium-low: 1

Entry 1 (Scheduler index: 18, Forwarding-class #: 3):

Tx rate: 0 Kb (5%), Buffer size: 5 percent

Priority low

PLP high: 1, PLP low: 1, PLP medium-high: 1, PLP medium-low: 1

Interface: fe-0/0/1 (Index: 138, Map index: 2, Map type: FINAL,
Num of queues: 2):

Entry 0 (Scheduler index: 16, Forwarding-class #: 0):

Tx rate: 0 Kb (95%), Buffer size: 95 percent

Priority low

PLP high: 1, PLP low: 1, PLP medium-high: 1, PLP medium-low: 1

Entry 1 (Scheduler index: 18, Forwarding-class #: 3):

Tx rate: 0 Kb (5%), Buffer size: 5 percent

Priority low

PLP high: 1, PLP low: 1, PLP medium-high: 1, PLP medium-low: 1

...

RED drop profile index: 1, # entries: 1

Drop

Entry	Fullness(%)	Probability(%)
0	100	100

**show class-of-service
forwarding-table lcc
(TX Matrix Plus
Router)**

user@host> show class-of-service forwarding-table lcc 0
lcc0-re0:

Classifier table index: 9, # entries: 64, Table type: IPv6 DSCP

Entry #	Code point	Forwarding-class #	PLP
0	000000	0	0
1	000001	0	0
2	000010	0	0
3	000011	0	0

4	000100	0	0
5	000101	0	0
6	000110	0	0
7	000111	0	0
8	001000	0	0
9	001001	0	0
10	001010	0	0
11	001011	0	0
12	001100	0	0
13	001101	0	0
14	001110	0	0
15	001111	0	0
16	010000	0	0
17	010001	0	0
18	010010	0	0
19	010011	0	0
20	010100	0	0
21	010101	0	0
22	010110	0	0
23	010111	0	0
24	011000	0	0
25	011001	0	0
26	011010	0	0
27	011011	0	0
28	011100	0	0
29	011101	0	0
30	011110	0	0
31	011111	0	0
32	100000	0	0
33	100001	0	0
34	100010	0	0
35	100011	0	0
36	100100	0	0
37	100101	0	0
38	100110	0	0
39	100111	0	0
40	101000	0	0
41	101001	0	0
42	101010	0	0
43	101011	0	0
44	101100	0	0
45	101101	0	0
46	101110	0	0
...			

show class-of-service forwarding-table classifier

Syntax	show class-of-service forwarding-table classifier
Release Information	Command introduced before Junos OS Release 7.4. Command introduced in Junos OS Release 11.1 for the QFX Series.
Description	Display the mapping of code point value to queue number and loss priority for each classifier as it exists in the forwarding table.
Options	This command has no options.
Required Privilege Level	view
List of Sample Output	show class-of-service forwarding-table classifier on page 1464
Output Fields	Table 197 on page 1464 describes the output fields for the show class-of-service forwarding-table classifier command. Output fields are listed in the approximate order in which they appear.

Table 197: show class-of-service forwarding-table classifier Output Fields

Field Name	Field Description
Classifier table index	Index of the classifier table.
entries	Total number of entries.
Table type	Type of code points in the table: DSCP , EXP (not on the QFX Series), IEEE 802.1 , IPv4 precedence (not on the QFX Series), or IPv6 DSCP (not on the QFX Series).
Entry #	Entry number.
Code point	Code point value used for classification.
Forwarding-class #	Forwarding class to which the code point is assigned.
PLP	Packet loss priority value set by classification. For most platforms, the value can be 0 or 1 . For some platforms, the value is 0 , 1 , 2 , or 3 . The value 0 represents low PLP. The value 1 represents high PLP. The value 2 represents medium-low PLP. The value 3 represents medium-high PLP.

Sample Output

```

show class-of-service forwarding-table classifier
user@host> show class-of-service forwarding-table classifier
Classifier table index: 62436, # entries: 64, Table type: DSCP

Entry #   Code point   Forwarding-class #   PLP
  0         000000         0                   0

```

1	000001	0	0
2	000010	0	0
3	000011	0	0
4	000100	0	0
5	000101	0	0
6	000110	0	0
7	000111	0	0
8	001000	0	0
9	001001	0	0
10	001010	1	1
11	001011	0	0
...			
60	111100	0	0
61	111101	0	0
62	111110	0	0
63	111111	0	0

show class-of-service forwarding-table classifier mapping

Syntax	show class-of-service forwarding-table classifier mapping
Release Information	Command introduced before Junos OS Release 7.4. Command introduced in Junos OS Release 11.1 for the QFX Series.
Description	For each logical interface, display either the table index of the classifier for a given code point type or the queue number (if it is a fixed classification) in the forwarding table.
Options	This command has no options.
Required Privilege Level	view
List of Sample Output	show class-of-service forwarding-table classifier mapping on page 1466
Output Fields	Table 198 on page 1466 describes the output fields for the show class-of-service forwarding-table classifier mapping command. Output fields are listed in the approximate order in which they appear.

Table 198: show class-of-service forwarding-table classifier mapping Output Fields

Field Name	Field Description
Table index/ Q num	If the table type is Fixed , the number of the queue to which the interface is mapped. For all other types, this value is the classifier index number.
Interface	Name of the logical interface.
Index	Logical interface index.
Table type	Type of code points in the table: DSCP , EXP (not on the QFX Series), IEEE 802.1 , IPv4 precedence (not on the QFX Series), or IPv6 DSCP (not on the QFX Series).

Sample Output

```

show class-of-service forwarding-table classifier mapping
user@host> show class-of-service forwarding-table classifier mapping

```

Interface	Index	Table index/ Q num	Table type
so-5/0/0.0	10	62436	DSCP
so-0/1/0.0	11	62436	DSCP
so-0/2/0.0	12	1	Fixed
so-0/2/1.0	13	62436	DSCP
so-0/2/1.0	13	62437	IEEE 802.1
so-0/2/2.0	14	62436	DSCP
so-0/2/2.0	14	62438	IPv4 precedence

show class-of-service forwarding-table drop-profile

Syntax	show class-of-service forwarding-table drop-profile
Release Information	Command introduced before Junos OS Release 7.4. Command introduced in Junos OS Release 11.1 for the QFX Series.
Description	Display the data points of all random early detection (RED) drop profiles as they exist in the forwarding table.
Options	This command has no options.
Required Privilege Level	view
List of Sample Output	show class-of-service forwarding-table drop-profile on page 1467
Output Fields	Table 199 on page 1467 describes the output fields for the show class-of-service forwarding-table drop-profile command. Output fields are listed in the approximate order in which they appear.

Table 199: show class-of-service forwarding-table drop-profile Output Fields

Field Name	Field Description
RED drop profile index	Index of this drop profile.
# entries	Number of entries in a particular RED drop profile index.
Entry	Drop profile entry number.
Fullness(%)	Percentage fullness of a queue.
Drop probability(%)	Drop probability at this fill level.

Sample Output

```

show class-of-service forwarding-table drop-profile
user@host> show class-of-service forwarding-table drop-profile
RED drop profile index: 4, # entries: 1
Drop
Entry    Fullness(%)  Probability(%)
  0         100           100

RED drop profile index: 8742, # entries: 3
Drop
Entry    Fullness(%)  Probability(%)
  0         10           10
  1         20           20
  2         30           30

RED drop profile index: 24627, # entries: 64
Drop

```

Entry	Fullness(%)	Probability(%)
0	0	0
1	1	1
2	2	2
3	4	4
...		
61	98	99
62	99	99
63	100	100

RED drop profile index: 25393, # entries: 64

Drop		
Entry	Fullness(%)	Probability(%)
0	0	0
1	1	1
2	2	2
3	4	4
...		
61	98	98
62	99	99
63	100	100

show class-of-service forwarding-table fabric scheduler-map

Syntax	show class-of-service forwarding-table fabric scheduler-map
Release Information	Command introduced before Junos OS Release 7.4.
Description	(M320 routers and T Series routers only) Display the scheduler map information as it exists in the forwarding table for switch fabric.
Options	This command has no options.
Additional Information	For information about how PLP priority is assigned to packets, see the Junos OS Class of Service Configuration Guide .
Required Privilege Level	view
List of Sample Output	show class-of-service forwarding-table fabric scheduler-map on page 1469
Output Fields	Table 200 on page 1469 describes the output fields for the show class-of-service forwarding-table fabric scheduler-map command. Output fields are listed in the approximate order in which they appear.

Table 200: show class-of-service forwarding-table fabric scheduler-map Output Fields

Field Name	Field Description
Fabric priority	Fabric traffic priority: low and high .
Scheduler index	Index of the scheduler applied to a fabric traffic priority.
PLP high	Drop profile index for high-packet-loss-priority (PLP) packets.
PLP low	Drop profile index for low-PLP packets.
TCP PLP high	Drop profile index for low-PLP and Transmission Control Protocol (TCP) packets.
TCP PLP low	Drop profile index for high-PLP and TCP packets.

Sample Output

```

show class-of-service forwarding-table fabric scheduler-map
user@host> show class-of-service forwarding-table fabric scheduler-map
Fabric priority: low
  Scheduler index: 60211
    PLP high: 44321, PLP low: 44321, TCP PLP high: 44321, TCP PLP low: 44321

Fabric priority: high
  Scheduler index: 60211
    PLP high: 44321, PLP low: 44321, TCP PLP high: 44321, TCP PLP low: 44321

```


show class-of-service forwarding-table loss-priority-map

Syntax	show class-of-service forwarding-table loss-priority-map
Release Information	Command introduced before Junos OS Release 7.4.
Description	(J Series routers only) Display the mapping of code point value to loss priority as it exists in the forwarding table.
Options	This command has no options.
Required Privilege Level	view
List of Sample Output	show class-of-service forwarding-table loss-priority-map on page 1471
Output Fields	Table 201 on page 1471 describes the output fields for the show class-of-service forwarding-table loss-priority-map command. Output fields are listed in the approximate order in which they appear.

Table 201: show class-of-service forwarding-table loss-priority-map Output Fields

Field Name	Field Description
Loss priority map table index	Loss priority map table index.
Entries	Number of table entries.
Table type	Table type: Frame-Relay DE .
Entry #	Table entry number.
Code point	Code point value.
PLP	Packet loss priority value. For most platforms, the value is 0 or 1. For some platforms, the value is 0, 1, 2, or 3. The value 0 represents low PLP. The value 1 represents high PLP. The value 2 represents medium-low PLP. The value 3 represents medium-high PLP.

Sample Output

```

user@host> show class-of-service forwarding-table loss-priority-map
loss-priority-map table index: 2212, # entries: 2, Table type: Frame-Relay DE
Entry #   Code point   PLP
  0         0         2
  1         1         3

loss-priority-map table index: 11038, # entries: 2, Table type: Frame-Relay DE
Entry #   Code point   PLP

```

0	0	3
1	1	1

show class-of-service forwarding-table loss-priority-map mapping

Syntax	show class-of-service forwarding-table loss-priority-map mapping
Release Information	Command introduced before Junos OS Release 7.4.
Description	(J Series Services Routers only) For each logical interface, display the loss priority table index.
Options	This command has no options.
Required Privilege Level	view
List of Sample Output	show class-of-service forwarding-table loss-priority-map mapping on page 1473
Output Fields	Table 202 on page 1473 describes the output fields for the show class-of-service forwarding-table loss-priority-map mapping command. Output fields are listed in the approximate order in which they appear.

Table 202: show class-of-service forwarding-table loss-priority-map mapping Output Fields

Field Name	Field Description
Interface	Name of the logical interface.
Index	Logical interface index.
Table index	Loss priority table index.
Table type	Table type: Frame-Relay DE .

Sample Output

```

show class-of-service forwarding-table loss-priority-map mapping
user@host> show class-of-service forwarding-table loss-priority-map mapping
Interface      Index  Table index  Table type
fe-0/0/0.0     67     11038       Frame-Relay DE
t1-0/0/2.0     69     2212       Frame-Relay DE

```

show class-of-service forwarding-table rewrite-rule

Syntax	show class-of-service forwarding-table rewrite-rule
Release Information	Command introduced before Junos OS Release 7.4. Command introduced in Junos OS Release 11.1 for the QFX Series.
Description	Display mapping of queue number and loss priority to code point value for each rewrite rule as it exists in the forwarding table.
Options	This command has no options.
Required Privilege Level	view
List of Sample Output	show class-of-service forwarding-table rewrite-rule on page 1474
Output Fields	Table 203 on page 1474 describes the output fields for the show class-of-service forwarding-table rewrite-rule command. Output fields are listed in the approximate order in which they appear.

Table 203: show class-of-service forwarding-table rewrite-rule Output Fields

Field Name	Field Description
Rewrite table index	Index for this rewrite rule.
# entries	Number of entries in this rewrite rule.
Table type	Type of table: DSCP , EXP (not on the QFX Series), EXP-PUSH-3 (not on the QFX Series), EXP-SWAP-PUSH-2 , (J Series routers only), IEEE 802.1,IPv4 precedence (not on the QFX Series), IPv6 DSCP (not on the QFX Series), or Fixed .
Q#	Queue number to which this entry is assigned.
Low bits	Code point value for low-priority loss profile.
State	State of this code point: enabled , rewritten , or disabled .
High bits	Code point value for high-priority loss profile.

Sample Output

```

show class-of-service forwarding-table rewrite-rule
user@host> show class-of-service forwarding-table rewrite-rule
Rewrite table index: 3753, # entries: 4, Table type: DSCP
Q#    Low bits  State      High bits  State
0     000111  Enabled    001010     Enabled
2     000000  Disabled   001100     Enabled

```


1	101110	Enabled	110111	Enabled
3	110000	Enabled	111000	Enabled

show class-of-service forwarding-table rewrite-rule mapping

Syntax	show class-of-service forwarding-table rewrite-rule mapping
Release Information	Command introduced before Junos OS Release 7.4. Command introduced in Junos OS Release 11.1 for the QFX Series.
Description	For each logical interface, display the table identifier of the rewrite rule map for each code point type.
Options	This command has no options.
Required Privilege Level	view
List of Sample Output	show class-of-service forwarding-table rewrite-rule mapping on page 1476
Output Fields	Table 204 on page 1476 describes the output fields for the show class-of-service forwarding-table rewrite-rule mapping command. Output fields are listed in the approximate order in which they appear.

Table 204: show class-of-service forwarding-table rewrite-rule mapping Output Fields

Field Name	Field Description
Interface	Name of the logical interface.
Index	Logical interface index.
Table index	Rewrite table index.
Type	Type of classifier: DSCP , EXP (not on the QFX Series), EXP-PUSH-3 (not on the QFX Series), EXP-SWAP-PUSH-2 (not on the QFX Series), Frame-Relay DE (J Series routers only), IEEE 802.1 , IPv4 precedence (not on the QFX Series), IPv6 DSCP (not on the QFX Series), or Fixed .

Sample Output

```

user@host> show class-of-service forwarding-table rewrite-rule mapping
Interface      Index  Table index  Type
so-5/0/0.0     10     3753        DSCP
so-0/1/0.0     11     3753        DSCP
so-0/2/0.0     12     3753        DSCP
so-0/2/1.0     13     3753        DSCP
so-0/2/2.0     14     3753        DSCP
so-0/2/3.0     15     3753        DSCP

```

show class-of-service forwarding-table scheduler-map

Syntax	show class-of-service forwarding-table scheduler-map
Release Information	Command introduced before Junos OS Release 7.4. Command introduced in Junos OS Release 11.1 for the QFX Series.
Description	For each physical interface, display the scheduler map information as it exists in the forwarding table.
Options	This command has no options.
Required Privilege Level	view
List of Sample Output	show class-of-service forwarding-table scheduler-map on page 1478
Output Fields	Table 205 on page 1477 describes the output fields for the show class-of-service forwarding-table scheduler-map command. Output fields are listed in the approximate order in which they appear.

Table 205: show class-of-service forwarding-table scheduler-map Output Fields

Field Name	Field Description
Interface	Name of the physical interface.
Index	Physical interface index.
Map index	Scheduler map index.
Num of queues	Number of queues defined in this scheduler map.
Entry	Number of this entry in the scheduler map.
Scheduler index	Scheduler policy index.
Forwarding-class #	Forwarding class number to which this entry is applied.
Tx rate	Configured transmit rate of the scheduler (in bps). The rate is a percentage of the total interface bandwidth, or the keyword remainder , which indicates that the scheduler receives the remaining bandwidth of the interface.
Max buffer delay	Amount of transmit delay (in milliseconds) or buffer size of the queue. This amount is a percentage of the total interface buffer allocation or the keyword remainder , which indicates that the buffer is sized according to what remains after other scheduler buffer allocations.
Priority	<ul style="list-style-type: none"> high—Queue priority is high. low—Queue priority is low.
PLP high	Drop profile index for a high packet loss priority profile.

Table 205: show class-of-service forwarding-table scheduler-map Output Fields (*continued*)

Field Name	Field Description
PLP low	Drop profile index for a low packet loss priority profile.
PLP medium-high	Drop profile index for a medium-high packet loss priority profile.
PLP medium-low	Drop profile index for a medium-low packet loss priority profile.
TCP PLP high	Drop profile index for a high TCP packet loss priority profile.
TCP PLP low	Drop profile index for a low TCP packet loss priority profile.
Policy is exact	If this line appears in the output, exact rate limiting is enabled. Otherwise, no rate limiting is enabled.

Sample Output

```

show class-of-service forwarding-table scheduler-map
user@host> show class-of-service forwarding-table scheduler-map
Interface: so-5/0/0 (Index: 9, Map index: 17638, Num of queues: 2):
  Entry 0 (Scheduler index: 6090, Forwarding-class #: 0):
    Tx rate: 0 Kb (30%), Max buffer delay: 39 bytes (0%)
    Priority low
    PLP high: 25393, PLP low: 24627, TCP PLP high: 25393, TCP PLP low: 8742
    Policy is exact
  Entry 1 (Scheduler index: 38372, Forwarding-class #: 1):
    Traffic chunk: Max = 0 bytes, Min = 0 bytes
    Tx rate: 0 Kb (40%), Max buffer delay: 68 bytes (0%)
    Priority high
    PLP high: 25393, PLP low: 24627, TCP PLP high: 25393, TCP PLP low: 8742

Interface: at-6/1/0 (Index: 10, Map index: 17638, Num of queues: 2):
  Entry 0 (Scheduler index: 6090, Forwarding-class #: 0):
    Traffic chunk: Max = 0 bytes, Min = 0 bytes
    Tx rate: 0 Kb (30%), Max buffer delay: 39 bytes (0%)
    Priority high
    PLP high: 25393, PLP low: 24627, TCP PLP high: 25393, TCP PLP low: 8742
  Entry 1 (Scheduler index: 38372, Forwarding-class #: 1):
    Traffic chunk: Max = 0 bytes, Min = 0 bytes
    Tx rate: 0 Kb (40%), Max buffer delay: 68 bytes (0%)
    Priority low
    PLP high: 25393, PLP low: 24627, TCP PLP high: 25393, TCP PLP low: 8742

```

show class-of-service fragmentation-map

Syntax	show class-of-service fragmentation-map
Release Information	Command introduced in Junos OS Release 7.5.
Description	For Adaptive Services (AS) PIC link services IQ interfaces (lsq) only, display fragmentation properties for specific forwarding classes.
Options	This command has no options.
Required Privilege Level	view
List of Sample Output	show class-of-service fragmentation-map on page 1479
Output Fields	Table 206 on page 1479 describes the output fields for the show class-of-service fragmentation-map command. Output fields are listed in the approximate order in which they appear.

Table 206: show class-of-service fragmentation-map Output Fields

Field Name	Field Description
Fragmentation map	Name of the class of service (CoS) fragmentation map.
Index	Index number of the CoS fragmentation map.
Forwarding class	Name of the associated forwarding class.
Fragmentation threshold	Maximum size of each multilink fragment.
No Fragmentation	Packets of this class are not fragmented.
Multilink Class	For multilink multiclass PPP only, the multilink class number corresponding to the forwarding class.

Sample Output

```

user@host> show class-of-service fragmentation-map
  Fragmentation map: fragmap2, Index: 19801
    Forwarding class: fcDefault
    No Fragmentation

  Forwarding class: fcCopper
    Fragmentation threshold: 64, Multilink Class: 1

  Forwarding class: fcSilver
    Fragmentation threshold: 100, Multilink Class: 0

  Forwarding class: fcCritical
    Fragmentation threshold: 64, Multilink Class: 0

```

Fragmentation map: fragmap, Index: 23147
Forwarding class: fcDefault
No Fragmentation

Forwarding class: fcSilver
Fragmentation threshold: 100

Forwarding class: fcCritical
Fragmentation threshold: 100

show class-of-service interface

Syntax	show class-of-service interface <interface-name detail comprehensive>
Release Information	<p>Command introduced before Junos OS Release 7.4.</p> <p>Command introduced in Junos OS Release 9.0 for EX Series switches.</p> <p>Forwarding class map information added in Junos OS Release 9.4.</p> <p>Command introduced in Junos OS Release 11.1 for the QFX Series.</p> <p>Options detail and comprehensive introduced in Junos OS Release 11.4.</p>
Description	Display the logical and physical interface associations for the classifier, rewrite rules, and scheduler map objects.
Options	<p>comprehensive—(M Series, MX Series, and T Series routers) (Optional) Display comprehensive quality-of-service (QoS) information about all physical and logical interfaces.</p> <p>detail—(M Series, MX Series, and T Series routers) (Optional) Display QoS and CoS information based on the interface.</p> <p>If the interface <i>interface-name</i> is a physical interface, the output includes:</p> <ul style="list-style-type: none"> • Brief QoS information about the physical interface • Brief QoS information about the logical interface • CoS information about the physical interface • Brief information about filters or policers of the logical interface • Brief CoS information about the logical interface <p>If the interface <i>interface-name</i> is a logical interface, the output includes:</p> <ul style="list-style-type: none"> • Brief QoS information about the logical interface • Information about filters or policers for the logical interface • CoS information about the logical interface <p>interface-name—(Optional) Display class-of-service (CoS) associations for the specified interface.</p> <p>none—Display CoS associations for all physical and logical interfaces.</p>
Required Privilege Level	view
List of Sample Output	<p>show class-of-service interface (Physical) on page 1492</p> <p>show class-of-service interface (Logical) on page 1492</p> <p>show class-of-service interface (Gigabit Ethernet) on page 1492</p> <p>show class-of-service interface (PPPoE Interface) on page 1493</p> <p>show class-of-service interface detail on page 1493</p>

[show class-of-service interface comprehensive on page 1494](#)

Output Fields [Table 207 on page 1482](#) describes the output fields for the **show class-of-service interface** command. Output fields are listed in the approximate order in which they appear.

Table 207: show class-of-service interface Output Fields

Field Name	Field Description
Physical interface	Name of a physical interface.
Index	Index of this interface or the internal index of this object.
Dedicated Queues	Status of dedicated queues configured on an interface. Supported only on Trio MPC/MIC interfaces on MX Series routers.
Queues supported	Number of queues you can configure on the interface.
Queues in use	Number of queues currently configured.
Total non-default queues created	Number of queues created in addition to the default queues. Supported only on Trio MPC/MIC interfaces on MX Series routers.
Shaping rate	Maximum transmission rate on the physical interface. You can configure the shaping rate on the physical interface, or on the logical interface, but not on both. Therefore, the Shaping rate field is displayed for either the physical interface or the logical interface.
Scheduler map	Name of the output scheduler map associated with this interface.
Input shaping rate	For Gigabit Ethernet IQ2 PICs, maximum transmission rate on the input interface.
Input scheduler map	For Gigabit Ethernet IQ2 PICs, name of the input scheduler map associated with this interface.
Chassis scheduler map	Name of the scheduler map associated with the packet forwarding component queues.
Rewrite	Name and type of the rewrite rules associated with this interface.
Classifier	Name and type of classifiers associated with this interface.
Forwarding-class-map	Name of the forwarding map associated with this interface.
Congestion-notification	Congestion notification state, enabled or disabled (QFX Series only).
Logical interface	Name of a logical interface.
Object	Category of an object: Classifier , Fragmentation-map (for LSQ interfaces only), Scheduler-map , Rewrite , or Translation Table (for IQE PICs only).
Name	Name of an object.
Type	Type of an object: dscp , dscp-ipv6 , exp , ieee-802.1 , ip , or inet-precedence .

Table 207: show class-of-service interface Output Fields (*continued*)

Field Name	Field Description
Link-level type	Encapsulation on the physical interface.
MTU	MTU size on the physical interface.
Speed	Speed at which the interface is running.
Loopback	Whether loopback is enabled and the type of loopback.
Source filtering	Whether source filtering is enabled or disabled.
Flow control	Whether flow control is enabled or disabled.
Auto-negotiation	(Gigabit Ethernet interfaces) Whether autonegotiation is enabled or disabled.
Remote-fault	(Gigabit Ethernet interfaces) Remote fault status. <ul style="list-style-type: none"> • Online—Autonegotiation is manually configured as online. • Offline—Autonegotiation is manually configured as offline.
Device flags	The Device flags field provides information about the physical device and displays one or more of the following values: <ul style="list-style-type: none"> • Down—Device has been administratively disabled. • Hear-Own-Xmit—Device receives its own transmissions. • Link-Layer-Down—The link-layer protocol has failed to connect with the remote endpoint. • Loopback—Device is in physical loopback. • Loop-Detected—The link layer has received frames that it sent, thereby detecting a physical loopback. • No-Carrier—On media that support carrier recognition, no carrier is currently detected. • No-Multicast—Device does not support multicast traffic. • Present—Device is physically present and recognized. • Promiscuous—Device is in promiscuous mode and recognizes frames addressed to all physical addresses on the media. • Quench—Transmission on the device is quenched because the output buffer is overflowing. • Recv-All-Multicasts—Device is in multicast promiscuous mode and therefore provides no multicast filtering. • Running—Device is active and enabled.

Table 207: show class-of-service interface Output Fields (*continued*)

Field Name	Field Description
Interface flags	<p>The Interface flags field provides information about the physical interface and displays one or more of the following values:</p> <ul style="list-style-type: none"> • Admin-Test—Interface is in test mode and some sanity checking, such as loop detection, is disabled. • Disabled—Interface is administratively disabled. • Down—A hardware failure has occurred. • Hardware-Down—Interface is nonfunctional or incorrectly connected. • Link-Layer-Down—Interface keepalives have indicated that the link is incomplete. • No-Multicast—Interface does not support multicast traffic. • No-receive No-transmit—Passive monitor mode is configured on the interface. • Point-To-Point—Interface is point-to-point. • Pop all MPLS labels from packets of depth—MPLS labels are removed as packets arrive on an interface that has the pop-all-labels statement configured. The depth value can be one of the following: <ul style="list-style-type: none"> • 1—Takes effect for incoming packets with one label only. • 2—Takes effect for incoming packets with two labels only. • [1 2]—Takes effect for incoming packets with either one or two labels. • Promiscuous—Interface is in promiscuous mode and recognizes frames addressed to all physical addresses. • Recv-All-Multicasts—Interface is in multicast promiscuous mode and provides no multicast filtering. • SNMP-Traps—SNMP trap notifications are enabled. • Up—Interface is enabled and operational.
Flags	<p>The Logical interface flags field provides information about the logical interface and displays one or more of the following values:</p> <ul style="list-style-type: none"> • ACFC Encapsulation—Address control field Compression (ACFC) encapsulation is enabled (negotiated successfully with a peer). • Device-down—Device has been administratively disabled. • Disabled—Interface is administratively disabled. • Down—A hardware failure has occurred. • Clear-DF-Bit—GRE tunnel or IPsec tunnel is configured to clear the Don't Fragment (DF) bit. • Hardware-Down—Interface protocol initialization failed to complete successfully. • PFC—Protocol field compression is enabled for the PPP session. • Point-To-Point—Interface is point-to-point. • SNMP-Traps—SNMP trap notifications are enabled. • Up—Interface is enabled and operational.
Encapsulation	Encapsulation on the logical interface.
Admin	Administrative state of the interface (Up or Down)
Link	Status of physical link (Up or Down).
Proto	Protocol configured on the interface.

Table 207: show class-of-service interface Output Fields (*continued*)

Field Name	Field Description
Input Filter	Names of any firewall filters to be evaluated when packets are received on the interface, including any filters attached through activation of dynamic service.
Output Filter	Names of any firewall filters to be evaluated when packets are transmitted on the interface, including any filters attached through activation of dynamic service.
Link flags	Provides information about the physical link and displays one or more of the following values: <ul style="list-style-type: none"> • ACFC—Address control field compression is configured. The Point-to-Point Protocol (PPP) session negotiates the ACFC option. • Give-Up—Link protocol does not continue connection attempts after repeated failures. • Loose-LCP—PPP does not use the Link Control Protocol (LCP) to indicate whether the link protocol is operational. • Loose-LMI—Frame Relay does not use the Local Management Interface (LMI) to indicate whether the link protocol is operational. • Loose-NCP—PPP does not use the Network Control Protocol (NCP) to indicate whether the device is operational. • Keepalives—Link protocol keepalives are enabled. • No-Keepalives—Link protocol keepalives are disabled. • PFC—Protocol field compression is configured. The PPP session negotiates the PFC option.
Hold-times	Current interface hold-time up and hold-time down, in milliseconds.
CoS queues	Number of CoS queues configured.
Last flapped	Date, time, and how long ago the interface went from down to up. The format is Last flapped: year-month-day hour:minute:second:timezone (hour:minute:second ago) . For example, Last flapped: 2002-04-26 10:52:40 PDT (04:33:20 ago) .
Statistics last cleared	Number and rate of bytes and packets received and transmitted on the physical interface. <ul style="list-style-type: none"> • Input bytes—Number of bytes received on the interface. • Output bytes—Number of bytes transmitted on the interface. • Input packets—Number of packets received on the interface. • Output packets—Number of packets transmitted on the interface.
IPv6 transit statistics	Number of IPv6 transit bytes and packets received and transmitted on the logical interface if IPv6 statistics tracking is enabled.

Table 207: show class-of-service interface Output Fields (*continued*)

Field Name	Field Description
Input errors	<p>Input errors on the interface. The labels are explained in the following list:</p> <ul style="list-style-type: none"> • Errors—Sum of the incoming frame aborts and FCS errors. • Drops—Number of packets dropped by the input queue of the I/O Manager ASIC. If the interface is saturated, this number increments once for every packet that is dropped by the ASIC's RED mechanism. • Framing errors—Number of packets received with an invalid frame checksum (FCS). • Runts—Number of frames received that are smaller than the runt threshold. • Giants—Number of frames received that are larger than the giant threshold. • Bucket Drops—Drops resulting from the traffic load exceeding the interface transmit or receive leaky bucket configuration. • Policed discards—Number of frames that the incoming packet match code discarded because they were not recognized or not of interest. Usually, this field reports protocols that Junos OS does not handle. • L3 incompletes—Number of incoming packets discarded because they failed Layer 3 (usually IPv4) sanity checks of the header. For example, a frame with less than 20 bytes of available IP header is discarded. Layer 3 incomplete errors can be ignored by configuring the ignore-l3-incompletes statement. • L2 channel errors—Number of times the software did not find a valid logical interface for an incoming frame. • L2 mismatch timeouts—Number of malformed or short packets that caused the incoming packet handler to discard the frame as unreadable. • HS link CRC errors—Number of errors on the high-speed links between the ASICs responsible for handling the router interfaces. • HS link FIFO overflows—Number of FIFO overflows on the high-speed links between the ASICs responsible for handling the router interfaces.
Output errors	<p>Output errors on the interface. The labels are explained in the following list:</p> <ul style="list-style-type: none"> • Carrier transitions—Number of times the interface has gone from down to up. This number does not normally increment quickly, increasing only when the cable is unplugged, the far-end system is powered down and up, or another problem occurs. If the number of carrier transitions increments quickly (perhaps once every 10 seconds), the cable, the far-end system, or the PIC is malfunctioning. • Errors—Sum of the outgoing frame aborts and FCS errors. • Drops—Number of packets dropped by the output queue of the I/O Manager ASIC. If the interface is saturated, this number increments once for every packet that is dropped by the ASIC's RED mechanism. • Aged packets—Number of packets that remained in shared packet SDRAM so long that the system automatically purged them. The value in this field should never increment. If it does, it is most likely a software bug or possibly malfunctioning hardware. • HS link FIFO underflows—Number of FIFO underflows on the high-speed links between the ASICs responsible for handling the router interfaces. • MTU errors—Number of packets whose size exceeds the MTU of the interface.
Egress queues	Total number of egress queues supported on the specified interface.

Table 207: show class-of-service interface Output Fields (*continued*)

Field Name	Field Description
Queue counters	CoS queue number and its associated user-configured forwarding class name. <ul style="list-style-type: none"> • Queued packets—Number of queued packets. • Transmitted packets—Number of transmitted packets. • Dropped packets—Number of packets dropped by the ASIC's RED mechanism.
SONET alarms SONET defects	(SONET) SONET media-specific alarms and defects that prevent the interface from passing packets. When a defect persists for a certain period, it is promoted to an alarm. Based on the router configuration, an alarm can ring the red or yellow alarm bell on the router or light the red or yellow alarm LED on the craft interface. See these fields for possible alarms and defects: SONET PHY , SONET section , SONET line , and SONET path .
SONET PHY	Counts of specific SONET errors with detailed information. <ul style="list-style-type: none"> • Seconds—Number of seconds the defect has been active. • Count—Number of times that the defect has gone from inactive to active. • State—State of the error. A state other than OK indicates a problem. <p>The SONET PHY field has the following subfields:</p> <ul style="list-style-type: none"> • PLL Lock—Phase-locked loop • PHY Light—Loss of optical signal
SONET section	Counts of specific SONET errors with detailed information. <ul style="list-style-type: none"> • Seconds—Number of seconds the defect has been active. • Count—Number of times that the defect has gone from inactive to active. • State—State of the error. A state other than OK indicates a problem. <p>The SONET section field has the following subfields:</p> <ul style="list-style-type: none"> • BIP-BI—Bit interleaved parity for SONET section overhead • SEF—Severely errored framing • LOS—Loss of signal • LOF—Loss of frame • ES-S—Errored seconds (section) • SES-S—Severely errored seconds (section) • SEFS-S—Severely errored framing seconds (section)

Table 207: show class-of-service interface Output Fields (*continued*)

Field Name	Field Description
SONET line	<p>Active alarms and defects, plus counts of specific SONET errors with detailed information.</p> <ul style="list-style-type: none"> • Seconds—Number of seconds the defect has been active. • Count—Number of times that the defect has gone from inactive to active. • State—State of the error. A state other than OK indicates a problem. <p>The SONET line field has the following subfields:</p> <ul style="list-style-type: none"> • BIP-B2—Bit interleaved parity for SONET line overhead • REI-L—Remote error indication (near-end line) • RDI-L—Remote defect indication (near-end line) • AIS-L—Alarm indication signal (near-end line) • BERR-SF—Bit error rate fault (signal failure) • BERR-SD—Bit error rate defect (signal degradation) • ES-L—Errored seconds (near-end line) • SES-L—Severely errored seconds (near-end line) • UAS-L—Unavailable seconds (near-end line) • ES-LFE—Errored seconds (far-end line) • SES-LFE—Severely errored seconds (far-end line) • UAS-LFE—Unavailable seconds (far-end line)
SONET path	<p>Active alarms and defects, plus counts of specific SONET errors with detailed information.</p> <ul style="list-style-type: none"> • Seconds—Number of seconds the defect has been active. • Count—Number of times that the defect has gone from inactive to active. • State—State of the error. A state other than OK indicates a problem. <p>The SONET path field has the following subfields:</p> <ul style="list-style-type: none"> • BIP-B3—Bit interleaved parity for SONET section overhead • REI-P—Remote error indication • LOP-P—Loss of pointer (path) • AIS-P—Path alarm indication signal • RDI-P—Path remote defect indication • UNEQ-P—Path unequipped • PLM-P—Path payload (signal) label mismatch • ES-P—Errored seconds (near-end STS path) • SES-P—Severely errored seconds (near-end STS path) • UAS-P—Unavailable seconds (near-end STS path) • ES-PFE—Errored seconds (far-end STS path) • SES-PFE—Severely errored seconds (far-end STS path) • UAS-PFE—Unavailable seconds (far-end STS path)

Table 207: show class-of-service interface Output Fields (*continued*)

Field Name	Field Description
Received SONET overhead Transmitted SONET overhead	<p>Values of the received and transmitted SONET overhead:</p> <ul style="list-style-type: none"> • C2—Signal label. Allocated to identify the construction and content of the STS-level SPE and for PDI-P. • F1—Section user channel byte. This byte is set aside for the purposes of users. • K1 and K2—These bytes are allocated for APS signaling for the protection of the multiplex section. • J0—Section trace. This byte is defined for STS-1 number 1 of an STS-<i>N</i> signal. Used to transmit a 1-byte fixed-length string or a 16-byte message so that a receiving terminal in a section can verify its continued connection to the intended transmitter. • S1—Synchronization status. The S1 byte is located in the first STS-1 number of an STS-<i>N</i> signal. • Z3 and Z4—Allocated for future use.
Received path trace Transmitted path trace	<p>SONET/SDH interfaces allow path trace bytes to be sent inband across the SONET/SDH link. Juniper Networks and other router manufacturers use these bytes to help diagnose misconfigurations and network errors by setting the transmitted path trace message so that it contains the system hostname and name of the physical interface. The received path trace value is the message received from the router at the other end of the fiber. The transmitted path trace value is the message that this router transmits.</p>
HDLC configuration	<p>Information about the HDLC configuration.</p> <ul style="list-style-type: none"> • Policing bucket—Configured state of the receiving policer. • Shaping bucket—Configured state of the transmitting shaper. • Giant threshold—Giant threshold programmed into the hardware. • Runt threshold—Runt threshold programmed into the hardware.
Packet Forwarding Engine configuration	<p>Information about the configuration of the Packet Forwarding Engine:</p> <ul style="list-style-type: none"> • Destination slot—FPC slot number. • PLP byte—Packet Level Protocol byte.
CoS information	<p>Information about the CoS queue for the physical interface.</p> <ul style="list-style-type: none"> • CoS transmit queue—Queue number and its associated user-configured forwarding class name. • Bandwidth %—Percentage of bandwidth allocated to the queue. • Bandwidth bps—Bandwidth allocated to the queue (in bps). • Buffer %—Percentage of buffer space allocated to the queue. • Buffer usec—Amount of buffer space allocated to the queue, in microseconds. This value is nonzero only if the buffer size is configured in terms of time. • Priority—Queue priority: low or high. • Limit—Displayed if rate limiting is configured for the queue. Possible values are none and exact. If exact is configured, the queue transmits only up to the configured bandwidth, even if excess bandwidth is available. If none is configured, the queue transmits beyond the configured bandwidth if bandwidth is available.
Forwarding classes	Total number of forwarding classes supported on the specified interface.
Egress queues	Total number of egress queues supported on the specified interface.

Table 207: show class-of-service interface Output Fields (*continued*)

Field Name	Field Description
Queue	Queue number.
Forwarding classes	Forwarding class name.
Queued Packets	Number of packets queued to this queue.
Queued Bytes	Number of bytes queued to this queue. The byte counts vary by PIC type.
Transmitted Packets	Number of packets transmitted by this queue. When fragmentation occurs on the egress interface, the first set of packet counters shows the postfragmentation values. The second set of packet counters (displayed under the Packet Forwarding Engine Chassis Queues field) shows the prefragmentation values.
Transmitted Bytes	Number of bytes transmitted by this queue. The byte counts vary by PIC type.
Tail-dropped packets	Number of packets dropped because of tail drop.
RED-dropped packets	<p>Number of packets dropped because of random early detection (RED).</p> <ul style="list-style-type: none"> (M Series and T Series routers only) On M320 and M120 routers and the T Series routers, the total number of dropped packets is displayed. On all other M Series routers, the output classifies dropped packets into the following categories: <ul style="list-style-type: none"> Low, non-TCP—Number of low-loss priority non-TCP packets dropped because of RED. Low, TCP—Number of low-loss priority TCP packets dropped because of RED. High, non-TCP—Number of high-loss priority non-TCP packets dropped because of RED. High, TCP—Number of high-loss priority TCP packets dropped because of RED. (MX Series routers with enhanced DPCs, and T Series routers with enhanced FPCs only) The output classifies dropped packets into the following categories: <ul style="list-style-type: none"> Low—Number of low-loss priority packets dropped because of RED. Medium-low—Number of medium-low loss priority packets dropped because of RED. Medium-high—Number of medium-high loss priority packets dropped because of RED. High—Number of high-loss priority packets dropped because of RED.
RED-dropped bytes	<p>Number of bytes dropped because of RED. The byte counts vary by PIC type.</p> <ul style="list-style-type: none"> (M Series and T Series routers only) On M320 and M120 routers and the T Series routers, only the total number of dropped bytes is displayed. On all other M Series routers, the output classifies dropped bytes into the following categories: <ul style="list-style-type: none"> Low, non-TCP—Number of low-loss priority non-TCP bytes dropped because of RED. Low, TCP—Number of low-loss priority TCP bytes dropped because of RED. High, non-TCP—Number of high-loss priority non-TCP bytes dropped because of RED. High, TCP—Number of high-loss priority TCP bytes dropped because of RED.
Transmit rate	Configured transmit rate of the scheduler. The rate is a percentage of the total interface bandwidth.

Table 207: show class-of-service interface Output Fields (*continued*)

Field Name	Field Description
Rate Limit	Rate limiting configuration of the queue. Possible values are : <ul style="list-style-type: none"> • None—No rate limit. • exact—Queue transmits at the configured rate.
Buffer size	Delay buffer size in the queue.
Priority	Scheduling priority configured as low or high .
Excess Priority	Priority of the excess bandwidth traffic on a scheduler: low , medium-low , medium-high , high , or none .
Drop profiles	Display the assignment of drop profiles. <ul style="list-style-type: none"> • Loss priority—Packet loss priority for drop profile assignment. • Protocol—Transport protocol for drop profile assignment. • Index—Index of the indicated object. Objects that have indexes in this output include schedulers and drop profiles. • Name—Name of the drop profile. • Type—Type of the drop profile: discrete or interpolated. • Fill Level—Percentage fullness of a queue. • Drop probability—Drop probability at this fill level.
Excess Priority	Priority of the excess bandwidth traffic on a scheduler.
Drop profiles	Display the assignment of drop profiles. <ul style="list-style-type: none"> • Loss priority—Packet loss priority for drop profile assignment. • Protocol—Transport protocol for drop profile assignment. • Index—Index of the indicated object. Objects that have indexes in this output include schedulers and drop profiles. • Name—Name of the drop profile. • Type—Type of the drop profile: discrete or interpolated. • Fill Level—Percentage fullness of a queue. • Drop probability—Drop probability at this fill level.

Table 207: show class-of-service interface Output Fields (*continued*)

Field Name	Field Description
Adjustment information	<p>Display the assignment of shaping-rate adjustments on a scheduler node or queue.</p> <ul style="list-style-type: none"> • Adjusting application—Application that is performing the shaping-rate adjustment. <ul style="list-style-type: none"> • The adjusting application can appear as ancp LS-0, which is the Junos OS Access Node Control Profile process (ancpd) that performs shaping-rate adjustments on schedule nodes. • The adjusting application can also appear as pppoe, which adjusts the shaping-rate and overhead-accounting class-of-service attributes on dynamic subscriber interfaces in a broadband access network based on access line parameters in Point-to-Point Protocol over Ethernet (PPPoE) Tags [TR-101]. This feature is supported on MPC/MIC interfaces on MX Series routers. The shaping rate is based on the actual-data-rate-downstream attribute. The overhead accounting value is based on the access-loop-encapsulation attribute and specifies whether the access loop uses Ethernet (frame mode) or ATM (cell mode). • Adjustment type—Type of adjustment: absolute or delta. • Configured shaping rate—Shaping rate configured for the scheduler node or queue. • Adjustment value—Value of adjusted shaping rate. • Adjustment mode—Level of shaping-rate adjustment performed: node or queue.

Sample Output

```

show class-of-service interface (Physical) user@host> show class-of-service interface so-0/2/3
Physical interface: so-0/2/3, Index: 135
Queues supported: 8, Queues in use: 4
Total non-default queues created: 4
Scheduler map: <default>, Index: 2032638653

Logical interface: fe-0/0/1.0, Index: 68, Dedicated Queues: no
Shaping rate: 32000
Object      Name                        Type      Index
Scheduler-map <default>                  exp       27
Rewrite     exp-default                exp       21
Classifier  exp-default                exp        5
Classifier  ipprec-compatibility       ip         8
Forwarding-class-map exp-default                exp        5

show class-of-service interface (Logical) user@host> show class-of-service interface so-0/2/3.0
Logical interface: so-0/2/3.0, Index: 68, Dedicated Queues: no
Shaping rate: 32000
Object      Name                        Type      Index
Scheduler-map <default>                  exp       27
Rewrite     exp-default                exp       21
Classifier  exp-default                exp        5
Classifier  ipprec-compatibility       ip         8
Forwarding-class-map exp-default                exp        5

show class-of-service interface (Gigabit Ethernet) user@host> show class-of-service interface ge-6/2/0
Physical interface: ge-6/2/0, Index: 175
Queues supported: 4, Queues in use: 4
Scheduler map: <default>, Index: 2
Input scheduler map: <default>, Index: 3
Chassis scheduler map: <default-chassis>, Index: 4

```

```

show class-of-service user@host> show class-of-service interface pp0.1
interface (PPPoE      Logical interface: pp0.1, Index: 85
Interface)           Object      Name      Type      Index
                   Traffic-control-profile tcp-pppoe.o.pp0.1 Output    2726446535
                   Classifier      ipprec-compatibility ip        13

                   Adjusting application: PPPoE
                   Adjustment type: absolute
                   Adjustment value: 5000000
                   Adjustment overhead-accounting mode: cell
                   Adjustment target: node

```

```

show class-of-service user@host> show class-of-service interface ge-0/3/0 detail
interface detail

Physical interface: ge-0/3/0, Enabled, Physical link is Up
Link-level type: Ethernet, MTU: 1518, Speed: 1000mbps, Loopback: Disabled,
Source filtering: Disabled, Flow control: Enabled, Auto-negotiation: Enabled,
Remote fault: Online
Device flags   : Present Running
Interface flags: SNMP-Traps Internal: 0x4000

Physical interface: ge-0/3/0, Index: 138
Queues supported: 4, Queues in use: 5
Shaping rate: 50000 bps
Scheduler map: interface-scheduler-map, Index: 58414
Input shaping rate: 10000 bps
Input scheduler map: scheduler-map, Index: 15103
Chassis scheduler map: <default-chassis>, Index: 4
Congestion-notification: Disabled

Logical interface ge-0/3/0.0
Flags: SNMP-Traps 0x4000 VLAN-Tag [ 0x8100.1 ] Encapsulation: ENET2
inet
mpls
Interface      Admin Link Proto Input Filter      Output Filter
ge-0/3/0.0     up    up    inet
               mpls
Interface      Admin Link Proto Input Policer      Output Policer
ge-0/3/0.0     up    up    inet
               mpls

Logical interface: ge-0/3/0.0, Index: 68
Object      Name      Type      Index
Rewrite     exp-default exp (mpls-any) 33
Classifier   exp-default exp          10
Classifier   ipprec-compatibility ip          13

Logical interface ge-0/3/0.1
Flags: SNMP-Traps 0x4000 VLAN-Tag [ 0x8100.2 ] Encapsulation: ENET2
inet
Interface      Admin Link Proto Input Filter      Output Filter
ge-0/3/0.1     up    up    inet
Interface      Admin Link Proto Input Policer      Output Policer
ge-0/3/0.1     up    up    inet

Logical interface: ge-0/3/0.1, Index: 69
Object      Name      Type      Index
Classifier   ipprec-compatibility ip          13

```

```

show class-of-service user@host> show class-of-service interface so-1/3/0 comprehensive
interface
comprehensive
Physical interface: ge-0/3/0, Enabled, Physical link is Up
  Interface index: 138, SNMP ifIndex: 601, Generation: 141
  Link-level type: Ethernet, MTU: 1518, Speed: 1000mbps, BPDU Error: None,
  MAC-REWRITE Error: None, Loopback: Disabled, Source filtering: Disabled, Flow
  control: Enabled,
  Auto-negotiation: Enabled, Remote fault: Online
  Device flags   : Present Running
  Interface flags: SNMP-Traps Internal: 0x4000
  CoS queues     : 4 supported, 4 maximum usable queues
  Schedulers     : 256
  Hold-times     : Up 0 ms, Down 0 ms
  Current address: 00:14:f6:f4:b4:5d, Hardware address: 00:14:f6:f4:b4:5d
  Last flapped   : 2010-09-07 06:35:22 PDT (15:14:42 ago)
  Statistics last cleared: Never
  Traffic statistics:
    Input bytes   : 0 0 bps
    Output bytes  : 0 0 bps
    Input packets : 0 0 pps
    Output packets: 0 0 pps
  IPv6 total statistics:
    Input bytes   : 0
    Output bytes  : 0
    Input packets : 0
    Output packets: 0
  Ingress traffic statistics at Packet Forwarding Engine:
    Input bytes   : 0 0 bps
    Input packets : 0 0 pps
    Drop bytes    : 0 0 bps
    Drop packets  : 0 0 pps
  Label-switched interface (LSI) traffic statistics:
    Input bytes   : 0 0 bps
    Input packets : 0 0 pps
  Input errors:
    Errors: 0, Drops: 0, Framing errors: 0, Runts: 0, Policed discards: 0, L3
  incompletes: 0, L2 channel errors: 0, L2 mismatch timeouts: 0, FIFO errors: 0,
  Resource errors: 0
  Output errors:
    Carrier transitions: 5, Errors: 0, Drops: 0, Collisions: 0, Aged packets: 0,
  FIFO errors: 0, HS link CRC errors: 0, MTU errors: 0, Resource errors: 0
  Ingress queues: 4 supported, 5 in use
  Queue counters:
    Queued packets  Transmitted packets  Dropped packets

    0 af3           0 0 0
    1 af2           0 0 0
    2 ef2           0 0 0
    3 ef1           0 0 0

  Egress queues: 4 supported, 5 in use
  Queue counters:
    Queued packets  Transmitted packets  Dropped packets

    0 af3           0 0 0
    1 af2           0 0 0
    2 ef2           0 0 0
    3 ef1           0 0 0

```

```

Active alarms : None
Active defects : None
MAC statistics:
    Total octets          Receive      Transmit
    Total packets        0          0
    Unicast packets      0          0
    Broadcast packets    0          0
    Multicast packets    0          0
    CRC/Align errors     0          0
    FIFO errors          0          0
    MAC control frames   0          0
    MAC pause frames     0          0
    Oversized frames     0
    Jabber frames        0
    Fragment frames      0
    VLAN tagged frames   0
    Code violations      0
Filter statistics:
    Input packet count    0
    Input packet rejects  0
    Input DA rejects     0
    Input SA rejects     0
    Output packet count   0
    Output packet pad count 0
    Output packet error count 0
    CAM destination filters: 0, CAM source filters: 0
Autonegotiation information:
    Negotiation status: Complete
    Link partner:
        Link mode: Full-duplex, Flow control: Symmetric/Asymmetric, Remote fault:
OK
    Local resolution:
        Flow control: Symmetric, Remote fault: Link OK
Packet Forwarding Engine configuration:
    Destination slot: 0
CoS information:
    Direction : Output
    CoS transmit queue      Bandwidth      Buffer Priority
Limit
    2 ef2                   39          19500    0          120      high
none
    Direction : Input
    CoS transmit queue      Bandwidth      Buffer Priority
Limit
    0 af3                   30          3000    45          0        low
none

Physical interface: ge-0/3/0, Enabled, Physical link is Up
Interface index: 138, SNMP ifIndex: 601
Forwarding classes: 16 supported, 5 in use
Ingress queues: 4 supported, 5 in use
Queue: 0, Forwarding classes: af3
Queued:
    Packets      :          0          0 pps
    Bytes        :          0          0 bps
Transmitted:
    Packets      :          0          0 pps
    Bytes        :          0          0 bps

```

```

Tail-dropped packets : Not Available
RED-dropped packets : 0 0 pps
RED-dropped bytes : 0 0 bps
Queue: 1, Forwarding classes: af2
  Queued:
    Packets : 0 0 pps
    Bytes : 0 0 bps
  Transmitted:
    Packets : 0 0 pps
    Bytes : 0 0 bps
    Tail-dropped packets : Not Available
    RED-dropped packets : 0 0 pps
    RED-dropped bytes : 0 0 bps
Queue: 2, Forwarding classes: ef2
  Queued:
    Packets : 0 0 pps
    Bytes : 0 0 bps
  Transmitted:
    Packets : 0 0 pps
    Bytes : 0 0 bps
    Tail-dropped packets : Not Available
    RED-dropped packets : 0 0 pps
    RED-dropped bytes : 0 0 bps
Queue: 3, Forwarding classes: ef1
  Queued:
    Packets : 0 0 pps
    Bytes : 0 0 bps
  Transmitted:
    Packets : 0 0 pps
    Bytes : 0 0 bps
    Tail-dropped packets : Not Available
    RED-dropped packets : 0 0 pps
    RED-dropped bytes : 0 0 bps
Forwarding classes: 16 supported, 5 in use
Egress queues: 4 supported, 5 in use
Queue: 0, Forwarding classes: af3
  Queued:
    Packets : 0 0 pps
    Bytes : 0 0 bps
  Transmitted:
    Packets : 0 0 pps
    Bytes : 0 0 bps
    Tail-dropped packets : Not Available
    RL-dropped packets : 0 0 pps
    RL-dropped bytes : 0 0 bps
    RED-dropped packets : 0 0 pps
    RED-dropped bytes : 0 0 bps
Queue: 1, Forwarding classes: af2
  Queued:
    Packets : 0 0 pps
    Bytes : 0 0 bps
  Transmitted:
    Packets : 0 0 pps
    Bytes : 0 0 bps
    Tail-dropped packets : Not Available
    RL-dropped packets : 0 0 pps
    RL-dropped bytes : 0 0 bps
    RED-dropped packets : 0 0 pps
    RED-dropped bytes : 0 0 bps
Queue: 2, Forwarding classes: ef2
  Queued:

```

```

Packets      : 0 0 pps
Bytes        : 0 0 bps
Transmitted:
Packets      : 0 0 pps
Bytes        : 0 0 bps
Tail-dropped packets : Not Available
RL-dropped packets : 0 0 pps
RL-dropped bytes  : 0 0 bps
RED-dropped packets : 0 0 pps
RED-dropped bytes  : 0 0 bps
Queue: 3, Forwarding classes: ef1
Queued:
Packets      : 0 0 pps
Bytes        : 0 0 bps
Transmitted:
Packets      : 0 0 pps
Bytes        : 0 0 bps
Tail-dropped packets : Not Available
RL-dropped packets : 0 0 pps
RL-dropped bytes  : 0 0 bps
RED-dropped packets : 0 0 pps
RED-dropped bytes  : 0 0 bps

Packet Forwarding Engine Chassis Queues:
Queues: 4 supported, 5 in use
Queue: 0, Forwarding classes: af3
Queued:
Packets      : 0 0 pps
Bytes        : 0 0 bps
Transmitted:
Packets      : 0 0 pps
Bytes        : 0 0 bps
Tail-dropped packets : 0 0 pps
RED-dropped packets : Not Available
RED-dropped bytes  : Not Available
Queue: 1, Forwarding classes: af2
Queued:
Packets      : 0 0 pps
Bytes        : 0 0 bps
Transmitted:
Packets      : 0 0 pps
Bytes        : 0 0 bps
Tail-dropped packets : 0 0 pps
RED-dropped packets : Not Available
RED-dropped bytes  : Not Available
Queue: 2, Forwarding classes: ef2
Queued:
Packets      : 0 0 pps
Bytes        : 0 0 bps
Transmitted:
Packets      : 0 0 pps
Bytes        : 0 0 bps
Tail-dropped packets : 0 0 pps
RED-dropped packets : Not Available
RED-dropped bytes  : Not Available
Queue: 3, Forwarding classes: ef1
Queued:
Packets      : 108546 0 pps
Bytes        : 12754752 376 bps
Transmitted:
Packets      : 108546 0 pps

```

```

Bytes          :          12754752          376 bps
Tail-dropped packets :          0          0 pps
RED-dropped packets : Not Available
RED-dropped bytes  : Not Available

```

```

Physical interface: ge-0/3/0, Index: 138
Queues supported: 4, Queues in use: 5
Shaping rate: 50000 bps

```

```
Scheduler map: interface-scheduler-map, Index: 58414
```

```

Scheduler: ef2, Forwarding class: ef2, Index: 39155
  Transmit rate: 39 percent, Rate Limit: none, Buffer size: 120 us, Buffer
Limit: none, Priority: high
  Excess Priority: unspecified
  Drop profiles:
    Loss priority  Protocol  Index  Name
    Low           any       1      < default-drop-profile>
    Medium low    any       1      < default-drop-profile>
    Medium high   any       1      < default-drop-profile>
    High          any       1      < default-drop-profile>
  Drop profile: < default-drop-profile>, Type: discrete, Index: 1
    Fill level  Drop probability
    100         100
  Drop profile: < default-drop-profile>, Type: discrete, Index: 1
    Fill level  Drop probability
    100         100
  Drop profile: < default-drop-profile>, Type: discrete, Index: 1
    Fill level  Drop probability
    100         100
  Drop profile: < default-drop-profile>, Type: discrete, Index: 1
    Fill level  Drop probability
    100         100
  Input shaping rate: 10000 bps
  Input scheduler map: scheduler-map

```

```
Scheduler map: scheduler-map, Index: 15103
```

```

Scheduler: af3, Forwarding class: af3, Index: 35058
  Transmit rate: 30 percent, Rate Limit: none, Buffer size: 45 percent, Buffer
Limit: none, Priority: low
  Excess Priority: unspecified
  Drop profiles:
    Loss priority  Protocol  Index  Name
    Low           any       40582  green
    Medium low    any       1      < default-drop-profile>
    Medium high   any       1      < default-drop-profile>
    High          any       18928  yellow
  Drop profile: green, Type: discrete, Index: 40582
    Fill level  Drop probability
    50          0
    100         100
  Drop profile: < default-drop-profile>, Type: discrete, Index: 1
    Fill level  Drop probability
    100         100
  Drop profile: < default-drop-profile>, Type: discrete, Index: 1
    Fill level  Drop probability
    100         100
  Drop profile: yellow, Type: discrete, Index: 18928
    Fill level  Drop probability
    50          0

```



```

100                                100
Chassis scheduler map: < default-drop-profile>
Scheduler map: < default-drop-profile>, Index: 4

Scheduler: < default-drop-profile>, Forwarding class: af3, Index: 25
  Transmit rate: 25 percent, Rate Limit: none, Buffer size: 25 percent, Buffer
Limit: none, Priority: low
  Excess Priority: low
  Drop profiles:
    Loss priority  Protocol  Index  Name
    Low           any       1      < default-drop-profile>
    Medium low    any       1      < default-drop-profile>
    Medium high   any       1      < default-drop-profile>
    High          any       1      < default-drop-profile>
Drop profile: < default-drop-profile>, Type: discrete, Index: 1
  Fill level      Drop probability
  100             100
Drop profile: < default-drop-profile>, Type: discrete, Index: 1
  Fill level      Drop probability
  100             100
Drop profile: < default-drop-profile>, Type: discrete, Index: 1
  Fill level      Drop probability
  100             100
Drop profile: < default-drop-profile>, Type: discrete, Index: 1
  Fill level      Drop probability
  100             100

Scheduler: < default-drop-profile>, Forwarding class: af2, Index: 25
  Transmit rate: 25 percent, Rate Limit: none, Buffer size: 25 percent, Buffer
Limit: none, Priority: low
  Excess Priority: low
  Drop profiles:
    Loss priority  Protocol  Index  Name
    Low           any       1      < default-drop-profile>
    Medium low    any       1      < default-drop-profile>
    Medium high   any       1      < default-drop-profile>
    High          any       1      < default-drop-profile>
Drop profile: < default-drop-profile>, Type: discrete, Index: 1
  Fill level      Drop probability
  100             100
Drop profile: < default-drop-profile>, Type: discrete, Index: 1
  Fill level      Drop probability
  100             100
Drop profile: < default-drop-profile>, Type: discrete, Index: 1
  Fill level      Drop probability
  100             100
Drop profile: < default-drop-profile>, Type: discrete, Index: 1
  Fill level      Drop probability
  100             100

Scheduler: < default-drop-profile>, Forwarding class: ef2, Index: 25
  Transmit rate: 25 percent, Rate Limit: none, Buffer size: 25 percent, Buffer
Limit: none, Priority: low
  Excess Priority: low
  Drop profiles:
    Loss priority  Protocol  Index  Name
    Low           any       1      < default-drop-profile>
    Medium low    any       1      < default-drop-profile>
    Medium high   any       1      < default-drop-profile>
    High          any       1      < default-drop-profile>
Drop profile: < default-drop-profile>, Type: discrete, Index: 1

```

```

    Fill level      Drop probability
      100           100
Drop profile: < default-drop-profile>, Type: discrete, Index: 1
    Fill level      Drop probability
      100           100
Drop profile: < default-drop-profile>, Type: discrete, Index: 1
    Fill level      Drop probability
      100           100
Drop profile: < default-drop-profile>, Type: discrete, Index: 1
    Fill level      Drop probability
      100           100

Scheduler: < default-drop-profile>, Forwarding class: ef1, Index: 25
  Transmit rate: 25 percent, Rate Limit: none, Buffer size: 25 percent, Buffer
Limit: none, Priority: low
  Excess Priority: low
  Drop profiles:
    Loss priority  Protocol  Index  Name
    Low            any       1      < default-drop-profile>
    Medium low     any       1      < default-drop-profile>
    Medium high    any       1      < default-drop-profile>
    High           any       1      < default-drop-profile>
Drop profile: , Type: discrete, Index: 1
    Fill level      Drop probability
      100           100
Drop profile: < default-drop-profile>, Type: discrete, Index: 1
    Fill level      Drop probability
      100           100
Drop profile: < default-drop-profile>, Type: discrete, Index: 1
    Fill level      Drop probability
      100           100
Drop profile: < default-drop-profile>, Type: discrete, Index: 1
    Fill level      Drop probability
      100           100
  Congestion-notification: Disabled
Forwarding class
priority Policing priority                                ID      Queue  Restricted queue  Fabric
af3      normal                                           0        0          0          low
af2      normal                                           1        1          1          low
ef2      normal                                           2        2          2          high
ef1      normal                                           3        3          3          high
af1      normal                                           4        4          0          low
          normal

Logical interface ge-0/3/0.0 (Index 68) (SNMP ifIndex 152) (Generation 159)
  Flags: SNMP-Traps 0x4000 VLAN-Tag [ 0x8100.1 ] Encapsulation: ENET2
  Traffic statistics:
    Input bytes : 0
    Output bytes : 0
    Input packets: 0
    Output packets: 0
  Local statistics:
    Input bytes : 0
    Output bytes : 0
    Input packets: 0
    Output packets: 0
  Transit statistics:

```

```

Input bytes : 0 0 bps
Output bytes : 0 0 bps
Input packets: 0 0 pps
Output packets: 0 0 pps
Protocol inet, MTU: 1500, Generation: 172, Route table: 0
  Flags: Sendbcst-pkt-to-re
  Input Filters: filter-in-ge-0/3/0.0-i,
  Policer: Input: p1-ge-0/3/0.0-inet-i
Protocol mpls, MTU: 1488, Maximum labels: 3, Generation: 173, Route table: 0

  Flags: Is-Primary
  Output Filters: exp-filter,,,,,

```

```

Logical interface ge-0/3/0.0 (Index 68) (SNMP ifIndex 152)
  Flags: SNMP-Traps 0x4000 VLAN-Tag [ 0x8100.1 ] Encapsulation: ENET2
  Input packets : 0
  Output packets: 0

```

Interface	Admin	Link	Proto	Input Filter	Output Filter
ge-0/3/0.0	up	up	inet	filter-in-ge-0/3/0.0-i	
			mpls		exp-filter

Interface	Admin	Link	Proto	Input Policer	Output Policer
ge-0/3/0.0	up	up	inet	p1-ge-0/3/0.0-inet-i	
			mpls		

Filter: filter-in-ge-0/3/0.0-i

Counters:

Name	Bytes	Packets
count-filter-in-ge-0/3/0.0-i	0	0

Filter: exp-filter

Counters:

Name	Bytes	Packets
count-exp-seven-match	0	0
count-exp-zero-match	0	0

Policers:

Name	Packets
p1-ge-0/3/0.0-inet-i	0

Logical interface: ge-0/3/0.0, Index: 68

Object	Name	Type	Index
Rewrite	exp-default	exp (mpls-any)	33

Rewrite rule: exp-default, Code point type: exp, Index: 33

Forwarding class	Loss priority	Code point
af3	low	000
af3	high	001
af2	low	010
af2	high	011
ef2	low	100
ef2	high	101
ef1	low	110
ef1	high	111

Object	Name	Type	Index
Classifier	exp-default	exp	10

Classifier: exp-default, Code point type: exp, Index: 10

Code point	Forwarding class	Loss priority	
000	af3	low	
001	af3	high	
010	af2	low	
011	af2	high	
100	ef2	low	
101	ef2	high	
110	ef1	low	
111	ef1	high	
Object	Name	Type	Index
Classifier	ipprec-compatibility	ip	13

Classifier: ipprec-compatibility, Code point type: inet-precedence, Index: 13

Code point	Forwarding class	Loss priority		
000	af3	low		
001	af3	high		
010	af3	low		
011	af3	high		
100	af3	low		
101	af3	high		
110	ef1	low		
111	ef1	high		
Forwarding class	ID	Queue	Restricted queue	Fabric
priority				
af3	0	0	0	low
normal				
af2	1	1	1	low
normal				
ef2	2	2	2	high
normal				
ef1	3	3	3	high
normal				
af1	4	4	0	low
normal				

Logical interface ge-0/3/0.1 (Index 69) (SNMP ifIndex 154) (Generation 160)

Flags: SNMP-Traps 0x4000 VLAN-Tag [0x8100.2] Encapsulation: ENET2

Traffic statistics:

Input bytes : 0
Output bytes : 0
Input packets: 0
Output packets: 0

Local statistics:

Input bytes : 0
Output bytes : 0
Input packets: 0
Output packets: 0

Transit statistics:

Input bytes : 0 0 bps
Output bytes : 0 0 bps
Input packets: 0 0 pps
Output packets: 0 0 pps

Protocol inet, MTU: 1500, Generation: 174, Route table: 0

Flags: Sendbroadcast-pkt-to-re

Logical interface ge-0/3/0.1 (Index 69) (SNMP ifIndex 154)

Flags: SNMP-Traps 0x4000 VLAN-Tag [0x8100.2] Encapsulation: ENET2

Input packets : 0

Output packets: 0

```

Interface      Admin Link Proto Input Filter      Output Filter
ge-0/3/0.1    up   up   mpls
Interface      Admin Link Proto Input Policer      Output Policer
ge-0/3/0.1    up   up               mpls

```

Logical interface: ge-0/3/0.1, Index: 69

Object	Name	Type	Index
Classifier	ipprec-compatibility	ip	13

Classifier: ipprec-compatibility, Code point type: inet-precedence, Index: 13

Code point	Forwarding class	Loss priority
000	af3	low
001	af3	high
010	af3	low
011	af3	high
100	af3	low
101	af3	high
110	ef1	low
111	ef1	high

Forwarding class	ID	Queue	Restricted queue	Fabric
af3	0	0	0	low
af2	1	1	1	low
ef2	2	2	2	high
ef1	3	3	3	high
af1	4	4	0	low

priority	Policing priority
af3	normal
af2	normal
ef2	normal
ef1	normal
af1	normal

show class-of-service interface-set

Syntax	show class-of-service interface-set <interface-set-name>
Release Information	Command introduced in Junos OS Release 9.4.
Description	Display the configured shaping rate and the adjusted shaping rate for each logical interface set configured for hierarchical class of service (CoS).
Options	none —Display CoS associations for all logical interface sets. interface-set interface-set-name —(Optional) Display CoS associations for the specified interface set.
Required Privilege Level	view
List of Sample Output	show class-of-service interface-set on page 1505
Output Fields	Table 208 on page 1504 describes the output fields for the show class-of-service interface-set command. Output fields are listed in the approximate order in which they appear.

Table 208: show class-of-service interface-set Output Fields

Field Name	Field Description
Interface-set	Name of a logical interface set composed of one or more logical interfaces for which hierarchical scheduling is enabled.
Index	Index number of this interface set or the internal index number of this object.
Physical interface	Name of a physical interface.
Queues supported	Number of queues you can configure on the interface.
Queues in use	Number of queues currently configured.
Output traffic control profile	Name of the output traffic-control profile attached to the logical interface set.

Table 208: show class-of-service interface-set Output Fields (*continued*)

Field Name	Field Description
Adjusting application	<p>Name of the application that communicates shaping-rate adjustment information to the Junos OS class-of-service process (cosd) on the broadband services router (BSR). The BSR uses the information from this application to perform shaping-rate adjustments on the scheduler node that manages the interface set. The adjusting application appears as ancp LS-0 which is the Junos OS Access Node Control Profile process (ancpd) that performs shaping-rate adjustments on schedule nodes. The nodes are logical interface sets configured to represent subscriber local loops. When the synchronization speed of the DSL line changes, ancpd communicates the local loop speed to cosd over the default logical system, LS-0, and then the BSR throttles the shaping rate on the scheduler node to the loop speed.</p> <p>The adjusting application can also appear as PPPoE, which adjusts the shaping-rate and overhead-accounting class-of-service attributes on dynamic subscriber interfaces in a broadband access network based on access line parameters in Point-to-Point Protocol over Ethernet (PPPoE) Tags [TR-101]. This feature is supported on MPC/MIC interfaces on MX Series routers. The shaping rate is based on the actual data rate downstream attribute. The overhead accounting value is based on the access loop encapsulation attribute and specifies whether the access loop uses Ethernet (frame mode) or ATM (cell mode).</p>
Adjustment type	Type of shaping-rate adjustment performed by the BSR on the scheduler node. The type of adjustment appears as absolute , meaning that the configured shaping rate is adjusted by an absolute value as opposed to by a percentage of the configured rate.
Configured shaping rate	Maximum transmission rate on the physical interface as configured by the output traffic-control profile attached to the scheduler node.
Adjustment value	Value of the shaping-rate adjustment information sent by the adjusting application to cosd .

Sample Output

```

show class-of-service interface-set user@host> show class-of-service interface-set example-ifset-ge-4/0/0-7
Interface-set: example-ifset-ge-4/0/0-7, Index: 8
Physical interface: ge-4/0/0, Index: 270
Queues supported: 8, Queues in use: 8
Output traffic control profile: example-tcp-basic-rate, Index: 11395
Adjusting application: ancp LS-0
Adjustment type: absolute
Configured shaping rate: 50000000
Adjustment value: 888000

```

show class-of-service l2tp-session

Syntax	<code>show class-of-service l2tp-session <i>session-id</i></code>
Release Information	Command introduced in Junos OS Release 8.2.
Description	Display CoS objects associated with an L2TP session on M7i, M10i, and M120 routers.
Options	<i>session-id</i> —L2TP session number for which you want to display a summary of CoS attributes.
Required Privilege Level	view
List of Sample Output	show class-of-service l2tp-session on page 1506
Output Fields	Table 209 on page 1506 lists the output fields for the show class-of-service l2tp-session command. Output fields are listed in the approximate order in which they appear.

Table 209: show class-of-service l2tp-session Output Fields

Field Name	Field Description
L2TP Session Username	Username associated with the L2TP session.
Index	Session index identification number.
Physical interface	Physical interface on which the tunnel session is established.
Index	Index ID associated with the physical interface on which the tunnel session is established.
Queues supported	Number of scheduler queues supported for the L2TP session.
Queues in use	Number of scheduler queues active on the L2TP session.
Scheduler map	Scheduler map name associated with the session.
Index	Scheduler map index number associated with the session.
Shaping rate	Maximum bandwidth configured for the session. Each active queue on the session receives a maximum of the configured amount of absolute bandwidth or the configured percentage of bandwidth, even if more bandwidth is available.

Sample Output

```

show class-of-service l2tp-session user@host> show class-of-service l2tp-session 123
L2TP Session Username: user1@bng.com, Index: 12553
Physical interface: ge-2/0/0, Index: 130
Queues supported: 8, Queues in use: 4

```


Scheduler map: GEN-SCHED-MAP-EF-65%, Index: 5212
Shaping rate: 200000 bps

show class-of-service loss-priority-map

Syntax	show class-of-service loss-priority-map <name <i>name</i> > <type frame-relay-de>
Release Information	Command introduced before Junos OS Release 7.4.
Description	(J Series Services Router only) Display mapping of code point value to loss priority.
Options	<p>none—Display all loss priority maps.</p> <p>name <i>name</i>—(Optional) Display the specified loss priority map.</p> <p>type frame-relay-de—(Optional) Display Frame Relay discard eligible code point.</p>
Required Privilege Level	view
List of Sample Output	show class-of-service loss-priority-map on page 1508
Output Fields	Table 210 on page 1508 describes the output fields for the show class-of-service loss-priority-map command. Output fields are listed in the approximate order in which they appear.

Table 210: show class-of-service loss-priority-map Output Fields

Field Name	Field Description
Loss-priority-map	Name of the loss priority map.
Code point type	Type: frame-relay-de .
Index	Internal index.
Code point	Code point value.
Loss priority	Loss priority of low , medium-low , medium-high , or high .

Sample Output

```

user@host> show class-of-service loss-priority-map
Loss-priority-map: frame-relay-de-default, Code point type: frame-relay-de, Index:
9
  Code point      Loss priority
  0               low
  1               high

Loss-priority-map: bar, Code point type: frame-relay-de, Index: 2212
  Code point      Loss priority
  0               medium-low
  1               medium-high

```

```
Loss-priority-map: abc, Code point type: frame-relay-de, Index: 11038
  Code point      Loss priority
  0               medium-high
  1               high
```

show class-of-service loss-priority-rewrite

Syntax	show class-of-service loss-priority-rewrite <name <i>name</i> > <type frame-relay-de>
Release Information	Command introduced in Junos OS Release 11.4.
Description	Display the mapping of the code-point value to the loss priority rewrite rule.
Options	<p>none—Display all loss priority rewrite maps.</p> <p>name—(Optional) Display the specified loss priority rewrite.</p> <p>frame-relay-de—(Optional) Display the Frame Relay discard eligibility code-point information.</p>
Required Privilege Level	view
List of Sample Output	show class-of-service loss-priority-rewrite on page 1510
Output Fields	This table describes the output fields for the show class-of-service loss-priority-rewrite command. Output fields are listed in the approximate order in which they appear.

Table 211: show class-of-service loss-priority-rewrite Output Fields

Field Name	Field Description
Loss-priority-rewrite	Name of the loss priority rewrite.
Code point type	Type: frame-relay-de .
Index	Internal index.
Loss priority	Loss priority of low , medium-low , medium-high , or high .
Code point	Code-point value.

Sample Output

```

user@host> show class-of-service loss-priority-rewrite
Loss-priority-rewrite: frame-relay-de-default, Code point type: frame-relay-de,
Index: 38
  Loss priority      Code point
  low                0
  high               1
  medium-low         0
  medium-high        1

```

show class-of-service rewrite-rule

Syntax	show class-of-service rewrite-rule <name <i>name</i> > <type <i>type</i> >
Release Information	Command introduced before Junos OS Release 7.4. Command introduced in Junos OS Release 11.1 for the QFX Series.
Description	Display the mapping of forwarding classes and loss priority to code point values.
Options	<p>none—Display all rewrite rules.</p> <p>name <i>name</i>—(Optional) Display the specified rewrite rule.</p> <p>type <i>type</i>—(Optional) Display the rewrite rule of the specified type. The rewrite rule type can be one of the following:</p> <ul style="list-style-type: none"> • dscp—For IPv4 traffic. • dscp-ipv6—For IPv6 traffic. • exp—For MPLS traffic. • frame-relay-de—(J Series routers only) For Frame Relay traffic. • ieee-802.1—For Layer 2 traffic. • inet-precedence—For IPv4 traffic.
Required Privilege Level	view
List of Sample Output	show class-of-service rewrite-rule type dscp on page 1512 show class-of-service rewrite-rule type dscp (QFX Series) on page 1512
Output Fields	Table 212 on page 1511 describes the output fields for the show class-of-service rewrite-rule command. Output fields are listed in the approximate order in which they appear.

Table 212: show class-of-service rewrite-rule Output Fields

Field Name	Field Description
Rewrite rule	Name of the rewrite rule.
Code point type	Type of rewrite rule: dscp , dscp-ipv6 , exp , frame-relay-de , or inet-precedence .
Forwarding class	Classification of a packet affecting the forwarding, scheduling, and marking policies applied as the packet transits the router or switch.
Index	Internal index for this particular rewrite rule.
Loss priority	Loss priority for rewriting.

Table 212: show class-of-service rewrite-rule Output Fields (*continued*)

Field Name	Field Description
Code point	Code point value to rewrite.

Sample Output

```

show class-of-service user@host> show class-of-service rewrite-rule type dscp
rewrite-rule type dscp Rewrite rule: dscp-default, Code point type: dscp
  Forwarding class      Loss priority      Code point
  gold                  high              000000
  silver                low               110000
  silver                high              111000
  bronze                low               001010
  bronze                high              001100
  lead                  high              101110

Rewrite rule: abc-dscp-rewrite, Code point type: dscp, Index: 3245
Forwarding class      Loss priority      Code point
  gold                  low               000111
  gold                  high              001010
  silver                low               110000
  silver                high              111000
  bronze                high              001100
  lead                  low               101110
  lead                  high              110111

```

Sample Output

```

show class-of-service user@host> show class-of-service rewrite-rule type dscp
rewrite-rule type dscp Rewrite rule: dscp-default, Code point type: dscp, Index: 31
(QFX Series)          Forwarding class      Loss priority      Code point
  best-effort          low               000000
  best-effort          high              000000
  fcoe                 low               101110
  fcoe                 high              101110
  no-loss              low               001010
  no-loss              high              001100
  network-control      low               110000
  network-control      high              111000

```

show class-of-service routing-instance

Syntax	<code>show class-of-service routing-instance</code> <code><routing-instance-name></code>
Release Information	Command introduced before Junos OS Release 7.4.
Description	(M Series and T Series routers only) Display mapping of class of service (CoS) objects to routing instances.
Options	<i>routing-instance-name</i> —(Optional) Name of a routing instance.
Required Privilege Level	view
List of Sample Output	show class-of-service routing-instance on page 1513
Output Fields	Table 213 on page 1513 describes the output fields for the show class-of-service routing-instance command. Output fields are listed in the approximate order in which they appear.

Table 213: show class-of-service routing-instance Output Fields

Field Name	Field Description
Index	Internal index.
Name	Name of an object.
Object	Category of an object: Classifier .
Routing instance	Name of a routing instance.
Type	Type: exp .

Sample Output

```

show class-of-service routing-instance user@host> show class-of-service routing-instance
Routing Instance : vpn1
  Object      Name      Type      Index
  Classifier  exp-default  exp       8

Routing Instance : vpn2
  Object      Name      Type      Index
  Classifier  test2     exp       57507

```

show class-of-service scheduler-map

Syntax	<code>show class-of-service scheduler-map</code> <code><name></code>
Release Information	Command introduced before Junos OS Release 7.4. Command introduced in Junos OS Release 11.1 for the QFX Series.
Description	Display the mapping of schedulers to forwarding classes and a summary of scheduler parameters for each entry.
Options	none —Display all scheduler maps. name —(Optional) Display a summary of scheduler parameters for each forwarding class to which the named scheduler is assigned.
Required Privilege Level	view
List of Sample Output	show class-of-service scheduler-map on page 1515
Output Fields	Table 214 on page 1514 describes the output fields for the show class-of-service scheduler-map command. Output fields are listed in the approximate order in which they appear.

Table 214: show class-of-service scheduler-map Output Fields

Field Name	Field Description
Scheduler map	Name of the scheduler map.
Index	Index of the indicated object. Objects having indexes in this output include scheduler maps, schedulers, and drop profiles.
Scheduler	Name of the scheduler.
Forwarding class	Classification of a packet affecting the forwarding, scheduling, and marking policies applied as the packet transits the router.
Transmit rate	Configured transmit rate of the scheduler (in bps). The rate is a percentage of the total interface bandwidth, or the keyword remainder , which indicates that the scheduler receives the remaining bandwidth of the interface.
Rate Limit	Rate limiting configuration of the queue. Possible values are none , meaning no rate limiting, and exact , meaning the queue only transmits at the configured rate.
Maximum buffer delay	Amount of transmit delay (in milliseconds) or the buffer size of the queue. The buffer size is shown as a percentage of the total interface buffer allocation, or by the keyword remainder to indicate that the buffer is sized according to what remains after other scheduler buffer allocations.
Priority	Scheduling priority: low or high .

Table 214: show class-of-service scheduler-map Output Fields (*continued*)

Field Name	Field Description
Excess priority	Priority of excess bandwidth: low , medium-low , medium-high , high , or none .
Adjust minimum	Minimum shaping rate for an adjusted queue, in bps.
Adjust percent	Bandwidth adjustment applied to a queue, in percent.
Drop profiles	Table displaying the assignment of drop profiles by name and index to a given loss priority and protocol pair.
Loss priority	Packet loss priority for drop profile assignment.
Protocol	Transport protocol for drop profile assignment.
Name	Name of the drop profile.

Sample Output

```

show class-of-service scheduler-map user@host> show class-of-service scheduler-map
Scheduler map: dd-scheduler-map, Index: 84

Scheduler: aa-scheduler, Index: 8721, Forwarding class: aa-forwarding-class
Transmit rate: 30 percent, Rate Limit: none, Maximum buffer delay: 39 ms,
Priority: high
Drop profiles:
  Loss priority  Protocol  Index  Name
  Low           non-TCP   8724   aa-drop-profile
  Low           TCP       9874   bb-drop-profile
  High          non-TCP   8833   cc-drop-profile
  High          TCP       8484   dd-drop-profile

Scheduler: bb-scheduler, Forwarding class: aa-forwarding-class
Transmit rate: 40 percent, Rate limit: none, Maximum buffer delay: 68 ms,
Priority: high
Drop profiles:
  Loss priority  Protocol  Index  Name
  Low           non-TCP   8724   aa-drop-profile
  Low           TCP       9874   bb-drop-profile
  High          non-TCP   8833   cc-drop-profile
  High          TCP       8484   dd-drop-profile

```

show class-of-service traffic-control-profile

Syntax	<code>show class-of-service traffic-control-profile</code> <code><profile-name></code>
Release Information	Command introduced before Junos OS Release 7.4. Command introduced in Junos OS Release 11.1 for the QFX Series.
Description	For Gigabit Ethernet IQ PICs, Channelized IQ PICs, EQ DPCs, and Trio MPC/MIC interfaces only, display traffic shaping and scheduling profiles.
Options	none —Display all profiles. profile-name —(Optional) Display information about a single profile.
Required Privilege Level	view
List of Sample Output	show class-of-service traffic-control-profile on page 1517 show class-of-service traffic-control-profile (MX Series routers with Clear Channel Multi-Rate CE MIC) on page 1518
Output Fields	Table 215 on page 1516 describes the output fields for the show class-of-service traffic-control-profile command. Output fields are listed in the approximate order in which they appear.

Table 215: show class-of-service traffic-control-profile Output Fields

Field Name	Field Description
Traffic control profile	Name of the traffic control profile.
Index	Index number of the traffic control profile.
ATM Service	(MX Series routers with ATM Multi-Rate CE MIC) Configured category of ATM service. Possible values: <ul style="list-style-type: none"> cbr—Constant bit rate. rtvbr—Real time variable bit rate. nrtvbr—Non real time variable bit rate.
Shaping rate	Configured shaping rate, in bps. NOTE: (MX Series routers with ATM Multi-Rate CE MIC) Configured peak rate, in cps.
Shaping rate burst	Configured burst size for the shaping rate, in bytes. NOTE: (MX Series routers with ATM Multi-Rate CE MIC) Configured maximum burst rate, in cells.
Shaping rate priority high	Configured shaping rate for high-priority traffic, in bps.

Table 215: show class-of-service traffic-control-profile Output Fields (*continued*)

Field Name	Field Description
Shaping rate priority medium	Configured shaping rate for medium-priority traffic, in bps.
Shaping rate priority low	Configured shaping rate for low-priority traffic, in bps.
Shaping rate excess high	Configured shaping rate for high-priority excess traffic, in bps.
Shaping rate excess low	Configured shaping rate for low-priority excess traffic, in bps.
Scheduler map	Name of the associated scheduler map.
Delay Buffer rate	Configured delay buffer rate, in bps.
Excess rate	Configured excess rate, in percent or proportion.
Excess rate high	Configured excess rate for high priority traffic, in percent or proportion.
Excess rate low	Configured excess rate for low priority traffic, in percent or proportion.
Guaranteed rate	<p>Configured guaranteed rate, in bps or cps.</p> <p>NOTE: (MX Series routers with ATM Multi-Rate CE MIC) This value depends on the ATM service category chosen. Possible values:</p> <ul style="list-style-type: none"> • cbr—Guaranteed rate is equal to the configured peak rate in cps. • rtvbr—Guaranteed rate is equal to the configured sustained rate in cps. • nrtvbr—Guaranteed rate is equal to the configured sustained rate in cps.
Guaranteed rate burst	Configured burst size for the guaranteed rate, in bytes.
adjust-minimum	Configured minimum shaping rate for an adjusted queue, in bps.
Overhead accounting mode	Configured shaping mode, either frame-mode or cell-mode .
Overhead bytes	Configured byte adjustment value.

Sample Output

```

show class-of-service traffic-control-profile
user@host> show class-of-service traffic-control-profile
Traffic control profile: Profile1, Index: 57625
Scheduler map: m1
Delay Buffer rate: 500000
Guaranteed rate: 1000000

```

```
Traffic control profile: Profile2, Index: 57624
Scheduler map: m2
Delay Buffer rate: 600000
Guaranteed rate: 2000000
```

```
Traffic control profile: Profile3, Index: 57627
Scheduler map: m3
Delay Buffer rate: 800000
Guaranteed rate: 3000000
Excess rate high: proportion 4
```

```
Traffic control profile: Profile4, Index: 57626
Scheduler map: m4
Delay Buffer rate: 750000
Guaranteed rate: 4000000
adjust-minimum 20000000
```

Sample Output

```
show class-of-service traffic-control-profile
(MX Series routers with
Clear Channel
Multi-Rate CE MIC)

user@host> show class-of-service traffic-control-profile
Traffic control profile: at-vbr1, Index: 11395
ATM Service: RTVBR
Scheduler map: m3
Shaping rate: 1000 cps
Shaping rate burst: 500 cells
Delay Buffer rate: 2000 cps
Guaranteed rate: 1000 cps

Traffic control profile: foo, Index: 38286
ATM Service: UBR
Scheduler map: m3
```

show class-of-service translation-table

Syntax	<pre>show class-of-service translation-table <name translation-table-name> <type (to-dscp-from-dscp to-dscp-ipv6-from-dscp-ipv6 to-exp-from-exp to-inet-precedence-from-inet-precedence)></pre>
Release Information	Command introduced in Junos OS Release 9.3 for IQE PICs.
Description	Display the mapping of class-of-service (CoS) translation table code points to corresponding bit patterns.
Options	<p>none—Display translation table code points for all translation tables.</p> <p>name—(Optional) Display information for the named translation table.</p> <p>type—(Optional) Display information for a certain translation table type:</p> <ul style="list-style-type: none"> to-dscp-from-dscp—Display DSCP translation table information. to-dscp-ipv6-from-dscp-ipv6—Display DSCP IPv6 translation table information. to-exp-from-exp—Display MPLS EXP translation table information. to-inet-precedence-from-intet-precedence—Display Internet precedence translation table information.
Required Privilege Level	view
List of Sample Output	<p>show class-of-service translation-table on page 1520</p> <p>show class-of-service translation-table name exp-trans-table on page 1521</p> <p>show class-of-service translation-table type to-dscp-ipv6-from-dscp-ipv6 on page 1521</p>
Output Fields	Table 216 on page 1519 describes the output fields for the show class-of-service translation-table command. Output fields are listed in the approximate order in which they appear.

Table 216: show class-of-service translation-table Output Fields

Field Name	Field Description
Translation Table	Name of the translation table.
Translation table type	Name of the translation table.
Index	Internal index number of the translation table.
From Code Point	Value of code point received.
To Code Point	Value of translated code point.

Sample Output

```

user@host> show class-of-service translation-table
Translation Table: inet-trans-table, Translation table type: inet-to-inet, Index:
61075
  From Code point    To Code Point
  000                101
  001                111
  010                101
  011                111
  100                101
  101                101
  110                001
  111                000

Translation Table: dscp-trans-table, Translation table type: dscp-to-dscp, Index:
6761
  From Code point    To Code Point
  000000            000111
  000001            000111
  000010            000111
  000011            000111
  000100            000111
  000101            000111
  000110            000111
  000111            111000
  001000            000111
  001001            000111
  001010            000111
  001011            000111
  001100            000111
  001101            000111
  001110            000111
  001111            000111
  010000            000111
  010001            000111
  010010            000111
  010011            000111
  010100            000111
  010101            000111
  010110            000111
  010111            000111
  011000            000111
  011001            000111
  011010            000111
  011011            000111
  011100            000111
  011101            000111
  011110            000111
  011111            000111
  100000            000111
  100001            000111
  100010            000111
  100011            000111
  100100            000111
  100101            000111
  100110            000111
  100111            111000
  101000            000111
  101001            000111

```

101010	000111
101011	000111
101100	000111
101101	000111
101110	000111
101111	000111
110000	000111
110001	000111
110010	000111
110011	000111
110100	000111
110101	000111
110110	000111
110111	000111
111000	000111
111001	000111
111010	000111
111011	000111
111100	000111
111101	000111
111110	000001
111111	000000

**show class-of-service
translation-table name
exp-trans-table**

```
user@host> show class-of-service translation-table name exp-trans-table
Translation Table: exp-trans-table, Translation table type: exp-to-exp, Index:
9048
  From Code point    To Code Point
  000                101
  001                111
  010                101
  011                111
  100                101
  101                101
  110                001
  111                000
```

**show class-of-service
translation-table type
to-dscp-ipv6-from-dscp-ipv6**

```
user@host> show class-of-service translation-table type to-dscp-ipv6-from-dscp-ipv6
Translation Table: dscp-ipv6-trans-table, Translation table type:
dscp-ipv6-to-dscp-ipv6, Index: 64704
  From Code point    To Code Point
  000000            000111
  000001            000111
  000010            000111
  000011            000111
  000100            000111
  000101            000111
  000110            000111
  000111            111000
  001000            000111
  001001            000111
  001010            000111
  001011            000111
  001100            000111
  001101            000111
  001110            000111
  001111            000111
  010000            000111
  010001            000111
  010010            000111
  010011            000111
```

010100	000111
010101	000111
010110	000111
010111	000111
011000	000111
011001	000111
011010	000111
011011	000111
011100	000111
011101	000111
011110	000111
011111	000111
100000	000111
100001	000111
100010	000111
100011	000111
100100	000111
100101	000111
100110	000111
100111	111000
101000	000111
101001	000111
101010	000111
101011	000111
101100	000111
101101	000111
101110	000111
101111	000111
110000	000111
110001	000111
110010	000111
110011	000111
110100	000111
110101	000111
110110	000111
110111	000111
111000	000111
111001	000111
111010	000111
111011	000111
111100	000111
111101	000111
111110	000001
111111	000000

show class-of-service virtual-channel

Syntax	show class-of-service virtual channel <virtual-channel-name>
Release Information	Command introduced before Junos OS Release 7.4.
Description	(J Series Services Router only) Display virtual channel information.
Options	none—Display all virtual channels. virtual-channel-name—(Optional) Display the specified virtual channel only.
Required Privilege Level	view
List of Sample Output	show class-of-service virtual-channel on page 1523
Output Fields	Table 217 on page 1523 describes the output fields for the show class-of-service virtual-channel command. Output fields are listed in the approximate order in which they appear.

Table 217: show class-of-service virtual-channel Output Fields

Field Name	Field Description
Virtual channel	Name of a virtual channel.
Index	Internal index.

Sample Output

show class-of-service virtual-channel	user@host> show class-of-service virtual-channel Virtual channel: vc-1, Index: 1 Virtual channel: vc-2, Index: 2
---------------------------------------	--

show class-of-service virtual-channel-group

Syntax	show class-of-service virtual channel group <virtual-channel-group-name>
Release Information	Command introduced before Junos OS Release 7.4.
Description	(J Series Services Router only) Display virtual channel group information.
Options	none —Display all virtual channel groups. virtual-channel-group-name —(Optional) Display the specified virtual channel group only.
Required Privilege Level	view
List of Sample Output	show class-of-service virtual-channel-group on page 1524
Output Fields	Table 218 on page 1524 describes the output fields for the show class-of-service virtual-channel-group command. Output fields are listed in the approximate order in which they appear.

Table 218: show class-of-service virtual-channel-group Output Fields

Field Name	Field Description
Virtual channel group	Name of a virtual channel group.
Index	Internal index.

Sample Output

```
show class-of-service virtual-channel-group user@host> show class-of-service virtual-channel-group
Virtual channel group: vc-gp, Index: 16321
  Virtual channel: vc-1
    Scheduler map: sc-map
    Shaping rate : 100 percent
```

PART 4

Services

- [Generic Services Operational Mode Commands on page 1527](#)
- [Border Signaling Gateway Operational Mode Commands on page 1537](#)
- [Compressed Real-Time Transport Protocol Operational Mode Commands on page 1579](#)
- [CoS Services Operational Mode Commands on page 1587](#)
- [Data Link Switching Operational Mode Commands on page 1593](#)
- [Diameter Base Protocol Operational Mode Commands on page 1607](#)
- [Distributed Denial-of-Service Protection Operational Mode Commands on page 1649](#)
- [Dynamic Application Awareness Operational Mode Commands on page 1685](#)
- [Flow Collection and Monitoring Operational Mode Commands on page 1707](#)
- [Intrusion Detection Service Operational Mode Commands on page 1771](#)
- [IP Security Operational Mode Commands on page 1785](#)
- [Layer 2 Tunneling Protocol Operational Mode Commands on page 1859](#)
- [Link Services Operational Mode Commands on page 1903](#)
- [Load Balancing Operational Mode Commands on page 1909](#)
- [Mobile IP Operational Mode Commands on page 1913](#)
- [Network Address Translation Operational Mode Commands on page 1925](#)
- [PGCP Operational Mode Commands for the BGF Feature on page 1941](#)
- [PTSP Operational Mode Commands on page 1993](#)
- [Service Sets Operational Mode Commands on page 2009](#)
- [Softwire Operational Mode Commands on page 2029](#)
- [Stateful Firewall Operational Mode Commands on page 2035](#)

CHAPTER 16

Generic Services Operational Mode Commands

Table 219 on page 1527 summarizes the generic command-line interface (CLI) commands you can use with services. Commands are listed in alphabetical order.

Table 219: Generic Services Operational Mode Commands

Task	Command
Clear flow session table entries.	<code>clear services flows</code>
Display flow session table entries.	<code>show services flows</code>

clear services flows

Syntax `clear services flows`
 `<application-protocol protocol>`
 `<destination-port destination-port>`
 `<destination-prefix destination-prefix>`
 `<interface interface-name>`
 `<ip-action>`
 `<protocol protocol>`
 `<service-set service-set>`
 `<source-port source-port>`
 `<source-prefix source-prefix>`

Release Information Command introduced in Junos OS Release 9.5.
 ip-action option introduced in Junos OS Release 10.0.
 application-protocol option introduced in Junos OS Release 11.1.

Description Clear flow session table entries.

Options **none**—Clear all flows.

application-protocol—(Optional) Clear flows for one of the following application protocols:

- **bootp**—Bootstrap protocol
- **dce-rpc**—Distributed Computing Environment-Remote Procedure Call protocols
- **dce-rpc-portmap**—Distributed Computing Environment-Remote Procedure Call protocols portmap service
- **dns**—Domain Name System protocol
- **exec**—Exec
- **ftp**—File Transfer Protocol
- **h323**—H.323 standards
- **icmp**—Internet Control Message Protocol
- **iiop**—Internet Inter-ORB Protocol
- **login**—Login
- **netbios**—NetBIOS
- **netshow**—NetShow
- **pptp**—Point-to-Point Tunneling Protocol
- **realaudio**—RealAudio
- **rpc**—Remote Procedure Call protocol
- **rpc-portmap**—Remote Procedure Call protocol portmap service
- **rtsp**—Real-Time Streaming Protocol
- **shell**—Shell

- **sip**—Session Initiation Protocol
- **snmp**—Simple Network Management Protocol
- **sqlnet**—SQLNet
- **talk**—Talk Program
- **tftp**—Trivial File Transfer Protocol
- **traceroute**—Traceroute
- **winframe**—WinFrame

destination-port *destination-port*—(Optional) Clear flows for a particular destination port. The range of values is from 0 to 65535.

destination-prefix *destination-prefix*—(Optional) Clear flows for a particular destination prefix.

interface *interface-name*—(Optional) Clear flows for a particular interface. On M Series and T Series routers, the *interface-name* can be *ms-fpc/pic/port* or *rspnumber*. On J Series routers, the *interface-name* is *ms-pim/O/port*.

ip-action—(Optional) Clear **ip-action** entries generated by the router to log, drop, or block traffic based on previous matches. The IP action options and targets are configured at the **[edit security idp idp-policy policy-name rulebase-ips rule rule-name then]** hierarchy level.

protocol—(Optional) Clear flows for one of the following IP types:

- **number**—Numeric protocol value from 0 to 255
- **ah**—IPsec Authentication Header protocol
- **egp**—An exterior gateway protocol
- **esp**—IPsec Encapsulating Security Payload protocol
- **gre**—A generic routing encapsulation protocol
- **icmp**—Internet Control Message Protocol
- **icmp6**—Internet Control Message Protocol version 6
- **igmp**—Internet Group Management Protocol
- **ipip**—IP-over-IP Encapsulation Protocol
- **ospf**—Open Shortest Path First protocol
- **pim**—Protocol Independent Multicast protocol
- **rsvp**—Resource Reservation Protocol
- **sctp**—Stream Control Transmission Protocol
- **tcp**—Transmission Control Protocol
- **udp**—User Datagram Protocol

service-set *service-set*—(Optional) Clear flows for a particular service set.

source-port *source-port*—(Optional) Clear flows for a particular source port. The range of values is from 0 through 65535.

source-prefix *source-prefix*—(Optional) Clear flows for a particular source prefix.

Required Privilege Level clear

Related Documentation • [show services flows on page 1531](#)

List of Sample Output [clear services flows on page 1530](#)
[clear services flows ip-action on page 1530](#)

Output Fields [Table 220 on page 1530](#) lists the output fields for the **clear services flows** command. Output fields are listed in the approximate order in which they appear.

Table 220: clear services flows Output Fields

Field Name	Field Description
Interface	Name of an interface.
Service set	Name of the service set from which flows are being cleared.
Flows removed	Number of flows removed.

Sample Output

```
clear services flows user@host> clear services flows
Interface  Service set      Flows removed
ms-2/0/0   IDP                1
```

```
clear services flows ip-action user@host> clear services flows ip-action
Interface  Service set      Flows removed
ms-4/0/0   idp-service      1
```


show services flows

Syntax show services flows
 <all | brief | extensive | terse>
 <application-protocol *protocol*>
 <count>
 <destination-port *destination-port*>
 <destination-prefix *destination-prefix*>
 <interface *interface-name*>
 <limit *number*>
 <protocol *protocol*>
 <service-set *service-set*>
 <source-port *source-port*>
 <source-prefix *source-prefix*>

Release Information Command introduced in Junos OS Release 9.5.
all option introduced in Junos OS Release 11.1.
application-protocol option introduced in Junos OS Release 11.1.

Description Display flow session table entries.

Options **none**—Display standard information about all flows.

all | brief | extensive | terse—(Optional) Display the specified level of output.

application-protocol—(Optional) Display information about one of the following application protocols:

- **bootp**—Bootstrap protocol
- **dce-rpc**—Distributed Computing Environment-Remote Procedure Call protocols
- **dce-rpc-portmap**—Distributed Computing Environment-Remote Procedure Call protocols portmap service
- **dns**—Domain Name System protocol
- **exec**—Exec
- **ftp**—File Transfer Protocol
- **h323**—H.323 standards
- **icmp**—Internet Control Message Protocol
- **iiop**—Internet Inter-ORB Protocol
- **login**—Login
- **netbios**—NetBIOS
- **netshow**—NetShow
- **pptp**—Point-to-Point Tunneling Protocol
- **realaudio**—RealAudio
- **rpc**—Remote Procedure Call protocol

- **rpc-portmap**—Remote Procedure Call protocol portmap service
- **rtsp**—Real-Time Streaming Protocol
- **shell**—Shell
- **sip**—Session Initiation Protocol
- **snmp**—Simple Network Management Protocol
- **sqlnet**—SQLNet
- **talk**—Talk Program
- **tftp**—Trivial File Transfer Protocol
- **traceroute**—Traceroute
- **winframe**—WinFrame



NOTE: The flows for the DCE RPC ALG match the flows for the DCE RPC Portmap ALG. The flows for the RPC ALG match the flows for the RPC Portmap ALG.

count—(Optional) Display a count of the matching entries.

destination-port *destination-port*—(Optional) Display information for a particular destination port. The range of values is from 0 to 65535.

destination-prefix *destination-prefix*—(Optional) Display information for a particular destination prefix.

interface *interface-name*—(Optional) Display information about a particular interface.
On M Series and T Series routers, *interface-name* can be **ms-fpc/pic/port** or **rspnumber**.
On J Series routers, *interface-name* is **ms-pim/O/port**.

limit *number*—(Optional) Maximum number of entries to display.

protocol *protocol*—(Optional) Display information about one of the following IP types:

- **number**—Numeric protocol value from 0 to 255
- **ah**—IPsec Authentication Header protocol
- **egp**—An exterior gateway protocol
- **esp**—IPsec Encapsulating Security Payload protocol
- **gre**—A generic routing encapsulation protocol
- **icmp**—Internet Control Message Protocol
- **icmp6**—Internet Control Message Protocol version 6
- **igmp**—Internet Group Management Protocol
- **ipip**—IP-within-IP Encapsulation Protocol

- **ospf**—Open Shortest Path First protocol
- **pim**—Protocol Independent Multicast protocol
- **rsvp**—Resource Reservation Protocol
- **sctp**—Stream Control Transmission Protocol
- **tcp**—Transmission Control Protocol
- **udp**—User Datagram Protocol

service-set *service-set*—(Optional) Display information for a particular service set.

source-port *source-port*—(Optional) Display information for a particular source port. The range of values is from 0 to 65535.

source-prefix *source-prefix*—(Optional) Display information for a particular source prefix.

Required Privilege Level view

Related Documentation • [clear services flows on page 1528](#)

List of Sample Output [show services flows on page 1534](#)
[show services flows all on page 1534](#)
[show services flows brief on page 1535](#)
[show services flows extensive on page 1535](#)
[show services flows application-protocol on page 1535](#)
[show services flows count on page 1535](#)
[show services flows destination port on page 1535](#)
[show services flows destination prefix on page 1535](#)
[show services flows interface on page 1536](#)
[show services flows protocol on page 1536](#)
[show services flows service-set on page 1536](#)
[show services flows source port on page 1536](#)
[show services flows source prefix on page 1536](#)

Output Fields [Table 221 on page 1533](#) lists the output fields for the **show services flows** command. Output fields are listed in the approximate order in which they appear.

Table 221: show services flows Output Fields

Field Name	Field Description	Level of Output
Interface	Name of the interface.	All levels
Service set	Name of a service set. Individual empty service sets are not displayed. If no service set has any flows, a flow table header is displayed for each service set.	All levels
Flow Count	Number of flows in a session.	count only

Table 221: show services flows Output Fields (*continued*)

Field Name	Field Description	Level of Output
Flow or Flow Prot	Protocol used for this flow.	All levels
Source	Source prefix of the flow in the format <i>source-prefix:port</i> . For ICMP flows, port information is not displayed.	All levels
Dest	Destination prefix of the flow. For ICMP flows, port information is not displayed.	All levels
State	Status of the flow: <ul style="list-style-type: none"> • Drop—Drop all packets in the flow without response. • Forward—Forward the packet in the flow without looking at it. • Reject—Drop all packets in the flow with response. • Watch—Inspect packets in the flow. 	All levels
Dir	Direction of the flow: input (I) or output (O).	All levels
Frm count	Number of frames in the flow.	All levels
Byte count	Number of bytes in the flow.	extensive
Flow role	Flow role.	extensive
Timeout	Timeout value.	extensive
Flow path	Flow path: symmetric or asymmetric.	extensive

Sample Output

```

show services flows user@host> show services flows
Interface: ms-2/0/0, Service set: IDP
Flow
TCP      10.2.2.2:33656 -> 10.1.1.2:80 Forward I      Frm count
TCP      10.1.1.2:80 -> 10.2.2.2:33656 Forward O      6
ICMP     10.1.1.2 -> 10.2.2.2 Forward I      5
ICMP     10.2.2.2 -> 10.1.1.2 Forward O      102
ICMP     10.2.2.2 -> 10.1.1.2 Forward I      102
ICMP     10.1.1.2 -> 10.2.2.2 Forward O      97

```

```

show services flows all user@host> show services flows all
Interface: ms-2/0/0, Service set: idp-1
Flow
TCP      10.1.1.2:32769 -> 20.1.1.2:80 Forward I      Frm count
TCP      20.1.1.2:80 -> 10.1.1.2:32769 Forward O      353431
TCP      10.1.1.2:32771 -> 20.1.1.2:80 Forward I      353429
TCP      20.1.1.2:80 -> 10.1.1.2:32771 Forward O      353562
TCP      10.1.1.2:32770 -> 20.1.1.2:80 Forward I      353560
TCP      20.1.1.2:80 -> 10.1.1.2:32770 Forward O      353577
TCP      10.1.1.2:32768 -> 20.1.1.2:80 Forward I      353575

```

TCP	20.1.1.2:80	->	10.1.1.2:32768	Forward	0	353608
TCP	10.1.1.2:32777	->	20.1.1.2:80	Forward	I	353625
TCP	20.1.1.2:80	->	10.1.1.2:32777	Forward	0	353624
TCP	10.1.1.2:32776	->	20.1.1.2:80	Forward	I	353643
TCP	20.1.1.2:80	->	10.1.1.2:32776	Forward	0	353642
TCP	10.1.1.2:32775	->	20.1.1.2:80	Forward	I	353658
TCP	20.1.1.2:80	->	10.1.1.2:32775	Forward	0	353657
TCP	10.1.1.2:32774	->	20.1.1.2:80	Forward	I	353676
TCP	20.1.1.2:80	->	10.1.1.2:32774	Forward	0	353674
TCP	10.1.1.2:32773	->	20.1.1.2:80	Forward	I	353692
TCP	20.1.1.2:80	->	10.1.1.2:32773	Forward	0	353690
TCP	10.1.1.2:32772	->	20.1.1.2:80	Forward	I	353704
TCP	20.1.1.2:80	->	10.1.1.2:32772	Forward	0	353702

show services flows brief The output for the **show services flows brief** command is identical to that for the **show services flows** command. For sample output, see [show services flows](#).

show services flows extensive

```
user@host> show services flows extensive
Interface: ms-2/0/0, Service set: IDP
Flow                                     State   Dir      Frm count
TCP      10.2.2.2:33656 ->      10.1.1.2:80   Forward I           6
  Byte count: 346
  Flow role: Unknown, Timeout: 0, Flow path: Asymmetric
TCP      10.1.1.2:80 ->      10.2.2.2:33656 Forward 0           5
  Byte count: 334
  Flow role: Unknown, Timeout: 0, Flow path: Symmetric
ICMP     10.1.1.2 ->      10.2.2.2      Forward I          144
  Byte count: 12096
  Flow role: Unknown, Timeout: 0, Flow path: Symmetric
ICMP     10.2.2.2 ->      10.1.1.2      Forward 0          144
  Byte count: 12096
  Flow role: Unknown, Timeout: 0, Flow path: Symmetric
```

show services flows application-protocol

```
user@router> show services flows application-protocol dce-rpc
Interface: ms-2/0/0, Service set: ss-1
Flow                                     State   Dir      Frm count
TCP      192.168.200.65:1260 -> 192.168.200.69:5315 Forward I          14
TCP      192.168.200.69:5315 ->  16.16.16.16:1031 Forward 0           11
TCP      192.168.200.65:1251 -> 192.168.200.69:1026 Forward I           7
TCP      192.168.200.69:1026 ->  16.16.16.16:1029 Forward 0           5
```

show services flows count

```
user@host> show services flows count
Interface  Service set      Flow count
ms-2/0/0   IDP              6
```

show services flows destination port

```
user@router> show services flows destination-port 80
Interface: ms-2/0/0, Service set: IDP
Flow                                     State   Dir      Frm count
TCP      10.2.2.2:33656 ->      10.1.1.2:80   Forward I           6
```

show services flows destination prefix

```
user@router> show services flows destination-prefix 10.1.1.2
Interface: ms-2/0/0, Service set: IDP
Flow                                     State   Dir      Frm count
TCP      10.2.2.2:33656 ->      10.1.1.2:80   Forward I           6
ICMP     10.2.2.2 ->      10.1.1.2      Forward 0          137
ICMP     10.2.2.2 ->      10.1.1.2      Forward I          132
```

```

show services flows interface      user@router> show services flows interface ms-2/0/0
Interface: ms-2/0/0, Service set: IDP
Flow                               State  Dir  Frm count
TCP      10.2.2.2:33656 -> 10.1.1.2:80 Forward I      6
TCP      10.1.1.2:80 -> 10.2.2.2:33656 Forward 0      5
ICMP     10.1.1.2 -> 10.2.2.2 Forward I     162
ICMP     10.2.2.2 -> 10.1.1.2 Forward 0     162
ICMP     10.2.2.2 -> 10.1.1.2 Forward I     157
ICMP     10.1.1.2 -> 10.2.2.2 Forward 0     157

show services flows protocol      user@router> show services flows protocol icmp
Interface: ms-2/0/0, Service set: IDP
Flow                               State  Dir  Frm count
ICMP     10.1.1.2 -> 10.2.2.2 Forward I     202
ICMP     10.2.2.2 -> 10.1.1.2 Forward 0     202
ICMP     10.2.2.2 -> 10.1.1.2 Forward I     197
ICMP     10.1.1.2 -> 10.2.2.2 Forward 0     197

show services flows service-set   user@router> show services flows service-set sample
Interface: ms-2/0/0, Service set: sample
Flow                               State  Dir  Frm count
TCP      10.2.2.2:33656 -> 10.1.1.2:80 Forward I      6
TCP      10.1.1.2:80 -> 10.2.2.2:33656 Forward 0      5
ICMP     10.1.1.2 -> 10.2.2.2 Forward I     220
ICMP     10.2.2.2 -> 10.1.1.2 Forward 0     220
ICMP     10.2.2.2 -> 10.1.1.2 Forward I     215
ICMP     10.1.1.2 -> 10.2.2.2 Forward 0     215

show services flows source port   user@router> show services flows source-port 0
Interface: ms-2/0/0, Service set: IDP
Flow                               State  Dir  Frm count
TCP      10.2.2.2:33656 -> 10.1.1.2:80 Forward I      6
TCP      10.1.1.2:80 -> 10.2.2.2:33656 Forward 0      5
ICMP     10.1.1.2 -> 10.2.2.2 Forward I     235
ICMP     10.2.2.2 -> 10.1.1.2 Forward 0     235
ICMP     10.2.2.2 -> 10.1.1.2 Forward I     230
ICMP     10.1.1.2 -> 10.2.2.2 Forward 0     230

show services flows source prefix user@router> show services flows source-prefix 10.2.2.2
Interface: ms-2/0/0, Service set: IDP
Flow                               State  Dir  Frm count
TCP      10.2.2.2:33656 -> 10.1.1.2:80 Forward I      6
TCP      10.1.1.2:80 -> 10.2.2.2:33656 Forward 0      5
ICMP     10.1.1.2 -> 10.2.2.2 Forward I     235
ICMP     10.2.2.2 -> 10.1.1.2 Forward 0     235
ICMP     10.2.2.2 -> 10.1.1.2 Forward I     230
ICMP     10.1.1.2 -> 10.2.2.2 Forward 0     230

```

Border Signaling Gateway Operational Mode Commands

Table 222 on page 1537 summarizes the command-line interface (CLI) commands you can use to monitor and troubleshoot border signaling gateway operations.

Table 222: Border Signaling Gateway Operational Mode Commands

Task	Command
Clear entries in the denied messages log.	<code>clear services border-signaling-gateway denied-messages</code>
Clear entries in the name resolution cache.	<code>clear services border-signaling-gateway name-resolution-cache</code>
Clear registration statistics.	<code>clear services border-signaling-gateway registrations statistics</code>
Clear subscriber registrations.	<code>clear services border-signaling-gateway registrations subscription</code>
Clear border signaling gateway statistical counters.	<code>clear services border-signaling-gateway statistics</code>
Show address bindings for registered subscribers.	<code>show services border-signaling-gateway address-of-record bindings</code>
Display border signaling gateway admission control information.	<code>show services border-signaling-gateway admission-control</code>
Display border signaling gateway processing statistics for a given contact.	<code>show services border-signaling-gateway by-contact</code>
Display border signaling gateway processing statistics for a given request Uniform Resource Identifier (URI).	<code>show services border-signaling-gateway by-request-uri</code>
Display border signaling gateway processing statistics for all calls grouped by server or for a selected server.	<code>show services border-signaling-gateway calls by-server</code>

Table 222: Border Signaling Gateway Operational Mode Commands (*continued*)

Task	Command
Display border signaling gateway processing statistics for all calls grouped by service point or for a selected service point.	<code>show services border-signaling-gateway calls by-service-point</code>
Display a histogram of call durations for the border signaling gateway group by server or for a selected server.	<code>show services border-signaling-gateway calls-duration by-server</code>
Display a histogram of call durations for the border signaling gateway group by service point or for a selected service point.	<code>show services border-signaling-gateway calls-duration by-service-point</code>
Display border signaling gateway processing statistics for failed calls grouped by server or for a selected server.	<code>show services border-signaling-gateway calls-failed by-server</code>
Display border signaling gateway processing statistics for failed calls grouped by service point or for a selected service point.	<code>show services border-signaling-gateway calls-failed by-service-point</code>
Display border signaling gateway denied messages information.	<code>show services border-signaling-gateway denied-messages</code>
Display entries in the border signaling gateway name resolution cache.	<code>show services border-signaling-gateway name-resolution-cache</code>
Display registrations information.	<code>show services border-signaling-gateway registrations</code>
Display routing blacklist information.	<code>show services border-signaling-gateway routing-blacklist</code>
Display border signaling gateway high availability, B2BUA, and SIP stack status.	<code>show services border-signaling-gateway status</code>

clear services border-signaling-gateway denied-messsages

Syntax	<code>clear services border-signaling-gateway denied-messsages gateway gateway <backup master></code>
Release Information	Command introduced in Junos OS Release 9.4.
Description	This command clears border signaling gateway (BSG) denied messages information for the specified gateway and updates the last reset date and time.
Options	gateway gateway —The BSG for which denied messages information is to be cleared. backup master —(Optional) Clear denied messages information for the backup BSG or for the master BSG. If you do not specify an option, the master option is the default.
Required Privilege Level	view
List of Sample Output	clear services border-signaling-gateway gateway statistics on page 1539
Output Fields	When you enter this command, you are provided feedback on the status of your request.

Sample Output

<code>clear services border-signaling-gateway gateway statistics</code>	<code>user@host> clear services border-signaling-gateway statistics Last Reset 2008 12 18 06:00</code>
---	---

clear services border-signaling-gateway name-resolution-cache

Syntax	clear services border-signaling-gateway name-resolution-cache (all by-fqdn <i>fqdn</i>) gateway <i>gateway-name</i> <backup master>
Release Information	Command introduced in Junos OS Release 10.0.
Description	Clear entries in the Domain Name System (DNS) name resolution cache.
Options	<p>all—Clear all entries in the name resolution cache.</p> <p>by-fqdn <i>fqdn</i>—Clear cache entries for a specific fully qualified domain name (FQDN).</p> <p>gateway <i>gateway-name</i>—Clear cache entries associated with this border signalling gateway (BSG).</p> <p>backup—(Optional) Clear cache entries for the backup BSG.</p> <p>master—(Optional) Clear cache entries for the master BSG. If you do not specify the master or backup option, the master option is the default.</p>
Required Privilege Level	view
Related Documentation	<ul style="list-style-type: none">• show services border-signaling-gateway name-resolution-cache on page 1571
List of Sample Output	clear services border-signaling-gateway name-resolution-cache on page 1540
Output Fields	When you enter this command, you are provided feedback on the status of your request.

Sample Output

```
clear services border-signaling-gateway name-resolution-cache
user@host> clear services border-signaling-gateway name-resolution-cache all gateway bsg-1
```

clear services border-signaling-gateway registrations statistics

Syntax	<code>clear services border-signaling-gateway registrations statistics gateway <i>gateway-name</i> <backup master></code>
Description	Clear registration statistics for the BSG.
Options	<p>gateway <i>gateway-name</i>—Clear registration statistics associated with this border signalling gateway (BSG).</p> <p>backup—(Optional) Clear registration statistics for the backup BSG.</p> <p>master—(Optional) Clear registration statistics for the master BSG. If you do not specify the master or backup option, the master option is the default.</p>
Required Privilege Level	view
Related Documentation	<ul style="list-style-type: none"> • clear services border-signaling-gateway registrations subscription on page 1542 • show services border-signaling-gateway registrations on page 1573
List of Sample Output	clear services border-signaling-gateway registration statistics on page 1541
Output Fields	When you enter this command, you are provided feedback on the status of your request.

Sample Output

```
clear services border-signaling-gateway registration statistics
user@host> clear services border-signaling-gateway registration statistics gateway bsg-1
```

clear services border-signaling-gateway registrations subscription

Syntax	<code>clear services border-signaling-gateway registrations statistics gateway <i>gateway-name</i></code> <code>all [<i>AOR</i></code> <code>graceful forceful</code> <code><backup master></code>
Description	Clear subscriber registration AOR mapping from the BSG and, optionally, send unregister messages to the Registrar.
Options	<p>all—Clear AOR mapping for all subscriber AORs .</p> <p>AOR—Clear AOR mapping for this subscriber AOR only.</p> <p>forceful—Do not send unregister messages to the Registrar.</p> <p>graceful—Send information to the registrar.</p> <p>gateway-name—Clear information for this BSG.</p> <p>backup—(Optional) Clear information for the backup BSG.</p> <p>master—(Optional) Clear information for the master BSG. If you do not specify the master or backup option, the master option is the default.</p>
Required Privilege Level	view

clear services border-signaling-gateway statistics

Syntax	<code>clear services border-signaling-gateway gateway <i>gateway</i> statistics</code> <code><backup master></code>
Release Information	Command introduced in Junos OS Release 9.4.
Description	This command clears a border signaling gateway (BSG) statistics for the specified gateway.
Options	<p><i>gateway-name</i>—The BSG for which statistics are to be cleared.</p> <p>backup—(Optional) Clear statistics for the backup BSG.</p> <p>master—(Optional) Clear statistics for the master BSG. If you do not specify the master or backup option, the master option is the default.</p>
Required Privilege Level	view
List of Sample Output	clear services border-signaling-gateway gateway statistics on page 1543
Output Fields	When you enter this command, you are provided feedback on the status of your request.

Sample Output

<code>clear services</code>	<code>user@host> clear services border-signaling-gateway statistics</code>
<code>border-signaling-gateway</code>	
<code>gateway statistics</code>	

show services border-signaling-gateway address-of-record bindings

Syntax	<code>show services border-signaling-gateway address-of-record bindings gateway <i>gateway-name</i></code> <code> all</code> <code><summary detail></code> <code><backup master></code>
Release Information	Command introduced in Junos OS Release 10.2.
Description	Display subscriber registration information based on the subscriber's address-of-record (AOR) information for the BSG.
Options	<p>all—Show information for all subscribers.</p> <p>—Show information for this subscriber.</p> <p>summary—Show summary information only for this AOR (subscriber).</p> <p>detail—Show detailed information for a specified AOR.</p> <p>gateway-name—Show information for this BSG.</p> <p>backup—(Optional) Show information for the backup BSG.</p> <p>master—(Optional) Show statistics for the master BSG. If you do not specify the master or backup option, the master option is the default.</p>
Required Privilege Level	view
List of Sample Output	show services border-signaling-gateway address-of-record bindings summary on page 1545 show services border-signaling-gateway address-of-record bindings detailed on page 1545 show services border-signaling-gateway address-of-record bindings all detailed on page 1545
Output Fields	Table 223 on page 1544 lists the output fields for the show services border-signaling-gateway address-of-record bindings command. Output fields are listed in the approximate order in which they appear.

Table 223: show services border-signaling-gateway address-of-record bindings Output Fields

Field Name	Field Description	Level of Output
bindings	Subscriber registrations.	
URI	The URI of a unique subscriber registration.	summary detail
Registered from Realm	The signaling realm from which the subscriber registered.	summary detail
First registration time	The first time a subscriber registered from this URI.	detail

Table 223: show services border-signaling-gateway address-of-record bindings Output Fields (*continued*)

Field Name	Field Description	Level of Output
Last registration time	The most recent time a subscriber registered from this URI.	detail
Expiration time	The duration, in seconds, of a period of time during which the subscriber does not re-register from this URI, after which the subscriber's registration expires.	detail
Registered from sp	The service point from which the subscriber registered.	summary detail
Translated URI	The translated (local or hidden) URI that the BSG uses.	detail
Has active call	The active call indicator.	detail

Sample Output

```

show services border-signaling-gateway address-of-record bindings summary
user@host> show services border-signaling-gateway address-of-record bindings
alice@atlanta.com gateway bsg1 summary
address-of-record: alice@atlanta.com
bindings:
  URI : alice@pc33.atlanta.com
  Registered from Realm : atlanta.com
  Registered from sp : ms-1/0/0

  URI : alice@wonderland.com
  Registered from Realm : wonderland.com
  Registered from sp : ms-1/0/0

```

```

show services border-signaling-gateway address-of-record bindings detailed
user@host> show services border-signaling-gateway address-of-record bindings
alice@atlanta.com gateway bsg1 summary detail
address-of-record: alice@atlanta.com
  URI : alice@pc33.atlanta.com
  Registered from Realm : atlanta.com
  First registration time: 22/4/2009 17:24
  Last registration time : 27/4/2009 7:35
  Expiration time : 300s
  Registered from sp : ms-1/0/0
  Translated URI : alice-LU
  Has active call : Yes

  URI : alice@wonderland.com
  Registered from Realm : wonderland.com
  First registration time: 12/5/2009 00:24
  Last registration time : 19/5/2009 8:35
  Expiration time : 270s
  Registered from sp : ms-1/0/0
  Translated URI : alice-LU2
  Has active call : No

```

```

show services border-signaling-gateway
user@host> show services border-signaling-gateway address-of-record bindings all gateway
bsg1 summary detail

```

```
address-of-record address-of-record: alice@atlanta.com
bindings all detailed
    URI : alice@pc33.atlanta.com
    Registered from Realm : atlanta.com
    First registration time: 22/4/2009 17:24
    Last registration time : 27/4/2009 7:35
    Expiration time : 300s
    Registered from sp : ms-1/0/0
    Translated URI : alice-LU
    Has active call : Yes

    URI : alice@wonderland.com
    Registered from Realm : wonderland.com
    First registration time: 12/5/2009 00:24
    Last registration time : 19/5/2009 8:35
    Expiration time : 270s
    Registered from sp : ms-1/0/0
    Translated URI : alice-LU2
    Has active call : No

address-of-record: bob@builder.com
    URI : bob@the.builder.com
    Registered from Realm : builder.com
    First registration time: 1/5/2009 00:24
    Last registration time : 1/5/2009 8:35
    Expiration time : 30s
    Registered from sp : ms-1/0/0
    Translated URI : bob-LU
    Has active call : Yes
```


show services border-signaling-gateway admission-control

Syntax	<code>show services border-signaling-gateway admission-control gateway <i>gateway-name</i> <backup master></code>
Release Information	Command introduced in Junos OS Release 9.5.
Description	Display border signaling gateway (BSG) Call Admission Control (CAC) information.
Options	<p><i>gateway-name</i>—Display information about each CAC controller associated with this BSG.</p> <p>backup—(Optional) Show statistics for the backup BSG.</p> <p>master—(Optional) Show statistics for the primary BSG. If you do not specify the master or backup options, the master option is the default.</p>
Required Privilege Level	view
List of Sample Output	show services border-signaling-gateway admission-control on page 1548
Output Fields	Table 224 on page 1547 lists the output fields for the show services border-signaling-gateway admission-control command. Output fields are listed in the approximate order in which they appear.

Table 224: show services border-signaling-gateway admission-control Output Fields

Field Name	Field Description
Admission controller	The admission controller for which statistics are displayed.
Dialogs	<p>Information on CAC for dialogs, including the following:</p> <ul style="list-style-type: none"> • Active—Active dialogs shown as a percentage of CAC maximum concurrent dialogs, the number of active dialogs and the CAC maximum for concurrent dialogs. • Events handled—Number of events handled. • Attempts rejected due to concurrent exception—Number of attempts rejected because they exceeded the maximum concurrent dialogs limit. • Attempts rejected due to rate exception—Number of attempts rejected because they exceeded the maximum rate for admission of dialogs per second.
Transactions	<p>Information on CAC for transactions, including the following:</p> <ul style="list-style-type: none"> • Active—Active transactions shown as a percentage of CAC maximum concurrent transactions, the number of active transactions and the CAC maximum for concurrent transactions. • Events handled—Number of events handled. • Attempts rejected due to concurrent exception—Number of attempts rejected because they exceeded the maximum concurrent transactions limit. • Attempts rejected due to rate exception—Number of attempts rejected because they exceeded the maximum rate for admission of transactions per second.

Sample Output

```
show services user@host> show services border-signaling-gateway admission-control gateway bsg1
border-signaling-gateway Admission controller: Controller1
admission-control Dialogs
Active: 2% (20 out of 1000 allowed)
Attempts handled: 5500
Attempts rejected due to concurrent exception: 2
Attempts rejected due to rate exception: 4
Transactions
Active: 0% (10 out of 50000 allowed)
Attempts handled: 20000
Attempts rejected due to concurrent exception: 10
Attempts rejected due to rate exception: 1
```

show services border-signaling-gateway by-contact

Syntax	<code>show services border-signaling-gateway by-contact <contact> (brief detail summary) gateway gateway-name <backup master></code>
Release Information	Command introduced in Junos OS Release 9.4.
Description	Display border signaling gateway (BSG) statistics for active calls for a specific BSG, filtered by contact. Display results for all calls by omitting the variable <i>contact</i> .
Options	<p>contact—(Optional) Display information for this contact. When <i>contact</i> is omitted, information is displayed for all calls.</p> <p>brief—Display abbreviated information for the specified contact.</p> <p>detail—Display a detailed listing of BSG statistics for the specified contact.</p> <p>summary—Display only the number of active calls for the contact.</p> <p>gateway-name—Display information about statistics associated with this BSG.</p> <p>backup—(Optional) Show statistics for the backup BSG.</p> <p>master—(Optional) Show statistics for the master BSG. If you do not specify the master or backup option, the master option is the default.</p>
Required Privilege Level	view
List of Sample Output	<p>show services border-signaling-gateway by-contact brief on page 1550</p> <p>show services border-signaling-gateway by-contact detail on page 1550</p>
Output Fields	Table 225 on page 1549 lists the output fields for the show services border-signaling-gateway by-contact command. Output fields are listed in the approximate order in which they appear.

Table 225: show services border-signaling-gateway by-contact Output Fields

Field Name	Field Description	Level of Output
Signaling Source IP	Source IP for signaling.	none brief
Signaling Destination IP	Destination IP for signaling.	none brief
Call ID	Call ID. Each active call is listed by call ID.	none brief
Local URI	Local Uniform Resource Identifier (URI) for the displayed call ID.	detail
Remote URI	Remote URI for the displayed call ID.	detail
Local Tag	Local tag for the displayed call ID.	detail

Table 225: show services border-signaling-gateway by-contact Output Fields (*continued*)

Field Name	Field Description	Level of Output
Remote Tag	Remote tag for the displayed call ID.	detail
Next Hop	Next hop address for the displayed call ID.	detail
Media IP	The IP through which the Real-Time Transport Protocol (RTP) is passed.	detail
Media Port	The port through which the RTP is passed.	detail
Media Status	The status of the media (Enabled or Disabled).	detail
Admission Control Profile	Admission control profiles for this BSG.	detail
Manipulation Rules	Header manipulation rules applied on messages sent toward the user agent server (UAS), or the call recipient, of the transaction and dialog that was matched. A rule is marked [Defunct] if it was changed after it was already applied to a call.	detail

Sample Output

```

show services border-signaling-gateway by-contact brief
user@host> show services border-signaling-gateway by-contact juniper.net brief gateway bsg1
Signaling Source IP      : 172.223.3.22
Signaling Destination IP : 10.2.3.55
Call-ID                  : 65689654
Signaling Source IP      : 172.223.3.22
Signaling Destination IP : 101.21.4.88
Call-ID                  : 321456

```

```

show services border-signaling-gateway by-contact detail
user@host> show services border-signaling-gateway by-contact juniper.net detail gateway bsg1
Signaling Source IP      : 60.100.102.1
Signaling Destination IP : 60.1.7.100
Call-ID                  : 1-3117@60.1.7.100
Local URI                : 60.100.102.1
Remote URI               : sip:60.1.7.100:5060
Local Tag                : bsg+1000001+1060000+3a2e567a
Remote Tag               : 1
Next Hop                 : 10.2.3.200
Admission Control Profile : ACProfile1
Manipulation Rules       : ManipulationTowardsPeer1, HM_rule_2 [Defunct]

Media IP                 : 60.1.7.100
Media Port               : 6000
Media Status             : Enabled

```

show services border-signaling-gateway by-request-uri

Syntax	<code>show services border-signaling-gateway by-request-uri <request-uri> (brief detail summary) gateway gateway-name <backup master></code>
Release Information	Command introduced in Junos OS Release 9.4.
Description	Display border signaling gateway (BSG) statistics for active calls for a specific BSG, filtered by Uniform Resource Identifier (URI). Display results for all calls by omitting the variable <i>contact</i> .
Options	<p>request-uri—(Optional) Display information for this request URI. When <i>contact</i> is omitted, information is displayed for all calls.</p> <p>brief—Display abbreviated information for the request URI.</p> <p>detail—Display a detailed listing of BSG statistics for the request URI.</p> <p>summary—Display only the number of active calls for the request URI.</p> <p>gateway-name—Display information about statistics associated with this VBGF.</p> <p>backup—(Optional) Show statistics for the backup BSG.</p> <p>master—(Optional) Show statistics for the master BSG. If you do not specify the master or backup option, the master option is the default.</p>
Required Privilege Level	view
List of Sample Output	<p>show services border-signaling-gateway by-request-uri brief on page 1552</p> <p>show services border-signaling-gateway by-request-uri sip:juniper.net detail on page 1552</p>
Output Fields	Table 226 on page 1551 lists the output fields for the show services border-signaling-gateway by-request-uri command. Output fields are listed in the approximate order in which they appear.

Table 226: show services border-signaling-gateway by-request-URI Output Fields

Field Name	Field Description	Level of Output
Signaling Source IP	Source IP for signaling.	none brief
Signaling Destination IP	Destination IP for signaling.	none brief
Call ID	Call ID. Each active call is listed by call ID.	none brief
Local URI	Local URI for the displayed call ID.	detail
Remote URI	Remote URI for the displayed call ID.	detail

Table 226: show services border-signaling-gateway by-request-uri Output Fields (*continued*)

Field Name	Field Description	Level of Output
Local Tag	Local tag for the displayed call ID.	detail
Remote Tag	Remote tag for the displayed call ID.	detail
Next Hop	Next hop address for the displayed call ID.	detail
Media IP	The IP through which the RTP is passed.	detail
Media Port	The port through which the RTP is passed.	detail
Media Status	The status of the media (Enabled or Disabled).	detail
Admission Controller	Admission controllers for this BSG.	detail
Manipulation Rules	Header manipulation rules applied on messages sent toward the user agent server (UAS), or the call recipient, of the transaction and dialog that was matched. A rule is marked [Defunct] if it was changed after it was already applied to a call.	detail

Sample Output

```

show services border-signaling-gateway by-request-uri brief
user@host> show services border-signaling-gateway by-request-uri sip:juniper.net brief gateway
bsg1
Signaling Source IP      : 172.223.3.22
Signaling Destination IP : 10.2.3.55
Call-ID                  : 65689654

Signaling Source IP      : 172.223.3.22
Signaling Destination IP : 101.21.4.88
Call-ID                  : 321456

show services border-signaling-gateway by-request-uri sip:juniper.net detail
user@host> show services border-signaling-gateway by-request-uri sip:juniper.net detail gateway
bsg1
Signaling Source IP      : 60.100.102.1
Signaling Destination IP : 60.1.7.100
Call-ID                  : 1-3117@60.1.7.100
Local URI                 : 60.100.102.1
Remote URI                : sip:60.1.7.100:5060
Local Tag                 : bsg+1000001+1060000+3a2e567a
Remote Tag                : 1
Next Hop                  : 10.2.3.200
Admission Control Profile : ACProfile1
Manipulation Rules        : ManipulationTowardsPeer1, HM_rule_2 [Defunct]

Media IP                  : 60.1.7.100
Media Port                 : 6000

```

Media Status : Enabled

show services border-signaling-gateway calls by-server

Syntax	show services border-signaling-gateway calls by-server <server-name> gateway gateway-name <backup master>
Release Information	Command introduced in Junos OS Release 10.2.
Description	Display border signaling gateway (BSG) call statistics grouped by server.
Options	<p>server-name—(Optional) String of one or more characters used to select servers for which call statistics are displayed. Results are shown for all servers with names beginning with the specified string. When you omit this option, call statistics are displayed for all servers and grouped by server.</p> <p>gateway-name—Name of the gateway for which call statistics are displayed.</p> <p>backup—(Optional) Show statistics for the backup BSG.</p> <p>master—(Optional) Show statistics for the master BSG. If you do not specify the master or backup option, the master option is the default.</p>
Required Privilege Level	view
List of Sample Output	show services border-signaling-gateway calls by-server on page 1554
Output Fields	Table 227 on page 1554 lists the output fields for the show services border-signaling-gateway statistics calls by-server command. Output fields are listed in the approximate order in which they appear.

Table 227: show services border-signaling-gateway calls by-server Output Fields

Field Name	Field Description
Statistics Start	Date and time when accumulation of the current set of statistics began.
Server	Server for which statistics are displayed.
Failed Calls	Number of failed calls.
Completed Calls	Number of completed calls.
Active Calls	Number of active calls.

Sample Output

```

show services border-signaling-gateway calls by-server
user@host> show services border-signaling-gateway calls by-server gateway bsg1
Statistics start      : 22/2/2010 13:24

```


Server : zone-110
Failed calls : 0
Active calls : 0
Completed calls : 0

Server : zone-120
Failed calls : 2
Active calls : 0
Completed calls : 0

Server : zone-130
Failed calls : 0
Active calls : 0
Completed calls : 0

Server : zone-210
Failed calls : 0
Active calls : 0
Completed calls : 0

Server : zone-220
Failed calls : 0
Active calls : 0
Completed calls : 0

Server : zone-230
Failed calls : 0
Active calls : 0
Completed calls : 0

show services border-signaling-gateway calls by-service-point

Syntax	show services border-signaling-gateway calls by-service-point <service-point-name> gateway <i>gateway-name</i> <backup master>
Release Information	Command introduced in Junos OS Release 10.2.
Description	Display border signaling gateway (BSG) call statistics by service point .
Options	<p>service-point-name—(Optional) Name of the service point for which call statistics are displayed. When you omit this option, call statistics are displayed for all service points and grouped by service point.</p> <p>gateway-name—Name of the gateway for which call statistics are displayed.</p> <p>backup—(Optional) Show statistics for the backup BSG.</p> <p>master—(Optional) Show statistics for the master BSG. If you do not specify the master or backup option, the master option is the default.</p>
Required Privilege Level	view
List of Sample Output	show services border-signaling-gateway calls by-service-point on page 1557
Output Fields	Table 228 on page 1556 lists the output fields for the show services border-signaling-gateway statistics calls by-service-point command. Output fields are listed in the approximate order in which they appear.

Table 228: show services border-signaling-gateway calls by-service-point Output Fields

Field Name	Field Description
Statistics Start	Date and time when accumulation of the current set of statistics began.
Service point	Service point for which statistics are displayed.
Direction	Direction of calls on this service point. Possible values: <ul style="list-style-type: none"> Egress—Calls are outbound from this service point. Ingress—Calls are inbound to this service point.
Failed Calls	Number of failed calls.
Completed Calls	Number of completed calls.
Active Calls	Number of active calls.

Sample Output

```
show services user@host> show services border-signaling-gateway calls by-service-point gateway bsg1
border-signaling-gateway Statistics start : 02-02-2010 11:38:00.
calls by-service-point

Service point : sip-5060-tcp
Direction : Egress
Failed calls : 0
Active calls : 0
Completed calls : 0

Service point : sip-5060-tcp
Direction : Ingress
Failed calls : 0
Active calls : 0
Completed calls : 0

Service point : sip-5060-udp
Direction : Egress
Failed calls : 2
Active calls : 0
Completed calls : 0

Service point : sip-5060-udp
Direction : Ingress
Failed calls : 2
Active calls : 0
Completed calls : 0
```

show services border-signaling-gateway calls-duration by-server

Syntax	show services border-signaling-gateway calls-duration by-server <server-name> gateway gateway-name <backup master>
Release Information	Command introduced in Junos OS Release 10.2.
Description	Display a histogram showing the number of calls, by duration, for a specific BSG since the last time statistics were cleared.
Options	<p>server-name—(Optional) String of one or more characters used to select servers for which call duration statistics are displayed. Results are shown for all servers with names beginning with the specified string. When you omit this option, call duration statistics are displayed for all servers and grouped by server.</p> <p>gateway-name—Display information about statistics associated with this BSG.</p> <p>backup—(Optional) Show statistics for the backup BSG.</p> <p>master—(Optional) Show statistics for the primary BSG. If you do not specify the master or backup options, the master option is the default.</p>
Required Privilege Level	view
List of Sample Output	show services border-signaling-gateway calls-duration by-server on page 1558
Output Fields	Table 229 on page 1558 lists the output fields for the show services border-signaling-gateway calls-duration by-server command. Output fields are listed in the approximate order in which they appear.

Table 229: show services border-signaling-gateway calls-duration by-serverOutput Fields

Field Name	Field Description	Level of Output
Server	Server for calls shown in the histogram..	none brief
Duration[Min]	Duration category in which calls fall. The first category is "greater than or equal to zero" and "less than 1." The other duration categories are defined similarly.	none brief
Number of Calls	Number of calls in the duration category.	detailed

Sample Output

```

show services border-signaling-gateway calls-duration by-server
user@host> show services border-signaling-gateway calls-duration by-server gateway bsg1
Server                               : zone-110
Duration[Min]      Number of calls
0 - 1              0
1 - 2              0

```

2 - 3	0
3 - 4	0
4 - 5	0
5 - 6	0
6 - 7	0
7 - 8	0
8 - 9	0
9 - 10	0
10 - 11	0
11 - 12	0
12 - 13	0
13 - 14	0
14 - 15	0
15 - 16	0
16 - 17	0
17 - 18	0
18 - 19	0
19 - 20	0
20 - 21	0
21 - 22	0
22 - 23	0
23 - 24	0
24 - 25	0
25 - 26	0
26 - 27	0
27 - 28	0
28 - 29	0
29 - INF	0

Server : zone-120

Duration[Min]	Number of calls
0 - 1	0
1 - 2	0
2 - 3	0
3 - 4	0
4 - 5	0
5 - 6	0
6 - 7	0
7 - 8	0
8 - 9	0
9 - 10	0
10 - 11	0
11 - 12	0
12 - 13	0
13 - 14	0
14 - 15	0
15 - 16	0
16 - 17	0
17 - 18	0
18 - 19	0
19 - 20	0
20 - 21	0
21 - 22	0
22 - 23	0
23 - 24	0
24 - 25	0
25 - 26	0
26 - 27	0
27 - 28	0
28 - 29	0

29 - INF	0
Server	: zone-210
Duration[Min]	Number of calls
0 - 1	0
1 - 2	0
2 - 3	0
3 - 4	0
4 - 5	0
5 - 6	0
6 - 7	0
7 - 8	0
8 - 9	0
9 - 10	0
10 - 11	0
11 - 12	0
12 - 13	0
13 - 14	0
14 - 15	0
15 - 16	0
16 - 17	0
17 - 18	0
18 - 19	0
19 - 20	0
20 - 21	0
21 - 22	0
22 - 23	0
23 - 24	0
24 - 25	0
25 - 26	0
26 - 27	0
27 - 28	0
28 - 29	0
29 - INF	0

show services border-signaling-gateway calls-duration by-service-point

Syntax	show services border-signaling-gateway calls-duration by-service-point <service-point-name> gateway gateway-name <backup master>
Release Information	Command introduced in Junos OS Release 10.2.
Description	Display histograms for one or more service points showing the number of calls, by duration, for a specific BSG since the last time statistics were cleared.
Options	<p>service-point-name—(Optional) Service point for which call duration statistics are displayed. When you omit this option, call duration statistics are displayed for all service points and grouped by service point.</p> <p>gateway-name—Display information about statistics associated with this BSG.</p> <p>backup—(Optional) Show statistics for the backup BSG.</p> <p>master—(Optional) Show statistics for the primary BSG. If you do not specify the master or backup options, the master option is the default.</p>
Required Privilege Level	view
List of Sample Output	show services border-signaling-gateway calls-duration by-service-point on page 1562
Output Fields	Table 230 on page 1561 lists the output fields for the show services border-signaling-gateway calls-duration by-service-point command. Output fields are listed in the approximate order in which they appear.

Table 230: show services border-signaling-gateway calls-duration by-service-point Output Fields

Field Name	Field Description	Level of Output
Service Point	Service point for calls shown in the histogram.	none brief
Direction	Direction of calls on this service point. Possible values: <ul style="list-style-type: none"> Egress—Calls are outbound from this service point. Ingress—Calls are inbound to this service point. 	none brief
Duration[Min]	Duration category in which calls fall. The first category is “greater than or equal to zero” and “less than 1.” The other duration categories are defined similarly.	none brief
Number of Calls	Number of calls in the duration category.	detailed

Sample Output

```

show services user@host> show services border-signaling-gateway calls-duration by-service-point gateway
border-signaling-gateway bsg1
calls-duration Statistics start : 02-02-2010 11:38:00.
by-service-point Service point : sip-5060-tcp
Direction : Egress

    Duration[Min]    Number of calls
    0 - 1            0
    1 - 2            0
    2 - 3            0
    3 - 4            0
    4 - 5            0
    5 - 6            0
    6 - 7            0
    7 - 8            0
    8 - 9            0
    9 - 10           0
    10 - 11          0
    11 - 12          0
    12 - 13          0
    13 - 14          0
    14 - 15          0
    15 - 16          0
    16 - 17          0
    17 - 18          0
    18 - 19          0
    19 - 20          0
    20 - 21          0
    21 - 22          0
    22 - 23          0
    23 - 24          0
    24 - 25          0
    25 - 26          0
    26 - 27          0
    27 - 28          0
    28 - 29          0
    29 - INF         0

Service point : sip-5060-tcp
Direction : Ingress

    Duration[Min]    Number of calls
    0 - 1            0
    1 - 2            0
    2 - 3            0
    3 - 4            0
    4 - 5            0
    5 - 6            0
    6 - 7            0
    7 - 8            0
    8 - 9            0
    9 - 10           0
    10 - 11          0
    11 - 12          0
    12 - 13          0
    13 - 14          0
    14 - 15          0

```


15 - 16	0
16 - 17	0
17 - 18	0
18 - 19	0
19 - 20	0
20 - 21	0
21 - 22	0
22 - 23	0
23 - 24	0
24 - 25	0
25 - 26	0
26 - 27	0
27 - 28	0
28 - 29	0
29 - INF	0

show services border-signaling-gateway calls-failed by-server

Syntax	show services border-signaling-gateway calls-failed by-server <server-name> gateway gateway-name <backup master>
Release Information	Command introduced in Junos OS Release 10.2.
Description	Display BSG (border signaling gateway) failed call statistics by server.
Options	<p>server-name—(Optional) String of one or more characters used to select servers for which failed call statistics are displayed. Results are shown for all servers with names beginning with the specified string. When you omit this option, failed call statistics are displayed for all servers and grouped by server.</p> <p>gateway-name—The gateway for which statistics are displayed.</p> <p>backup—(Optional) Show statistics for the backup BSG.</p> <p>master—(Optional) Show statistics for the master BSG. If you do not specify the master or backup options, the master option is the default.</p>
Required Privilege Level	view
List of Sample Output	show services border-signaling-gateway calls-failed by-server on page 1565
Output Fields	Table 231 on page 1564 lists the output fields for the show services border-signaling-gateway calls-failed by-server command. Output fields are listed in the approximate order in which they appear.

Table 231: show services border-signaling-gateway calls-failed by-server Output Fields

Field Name	Field Description
Statistics Start	Date and time when the accumulation of the current set of statistics began.
Server	Server name.
Protocol error	Number of calls that failed due to protocol errors.
Inactive timeout	Number of calls for which a dialog was closed due to an inactive call timeout violation.
Configured behavior policy rejection	Number of calls that failed due to configured rejection policy.
4/5/6XX response	Number of calls that failed because the call setup failed for reasons other than timeout.
Internal error	Number of calls that failed because the BSG sustained an internal error that terminated one of dialogs comprising a call during setup.
Setup media failure	Number of calls that failed due to a media failure during setup.

Table 231: show services border-signaling-gateway calls-failed by-server Output Fields (*continued*)

Field Name	Field Description
Established call media inactivity	Number of established calls for which a dialog was closed because the BGF identified media inactivity for the dialog.
CAC policy rejection	Number of calls for which an initial INVITE was rejected due to CAC (call admission control) enforcement.
Default behavior policy rejection	Number of calls for which an initial INVITE was rejected due to no policy match.
Transport conflict policy rejection	Number of calls for which the requested transport on the INVITE conflicts with the transport details of the selected egress service-point.
Setup timeout	Number of calls that failed for one of the following reasons: <ul style="list-style-type: none"> • An INVITE was sent by the BSG and no reply was received. • An INVITE was sent by the BSG, a 1XX was received, and nothing else was received after that. • An INVITE was received by the BSG and nothing else was sent on this open transaction.
Transport error	Number of calls that failed due to a transport error.
Canceled calls	Number of canceled calls.

Sample Output

```

show services border-signaling-gateway calls-failed by-server gateway bsg1
user@host> show services border-signaling-gateway calls-failed by-server gateway bsg1

Statistics start      : 02-02-2010  11:38:00.

Server                : zone-110
Protocol error        : 0
Inactive timeout      : 0
Configured behavior policy rejection : 0
4/5/6XX response      : 0
Internal error        : 0
Setup media failure    : 0
Established call media inactivity : 0
CAC policy rejection   : 0
Default behavior policy rejection : 0
Transport conflict policy rejection : 0
Setup timeout         : 0
Transport error        : 0
Canceled calls        : 0

Server                : zone-120
Protocol error        : 0
Inactive timeout      : 0
Configured behavior policy rejection : 0
4/5/6XX response      : 0
Internal error        : 0
Setup media failure    : 0
Established call media inactivity : 0

```

CAC policy rejection	: 0
Default behavior policy rejection	: 0
Transport conflict policy rejection	: 0
Setup timeout	: 2
Transport error	: 0
Canceled calls	: 0

show services border-signaling-gateway calls-failed-by-service-point

Syntax	<code>show services border-signaling-gateway calls-failed-by-service-point <service-point-name> gateway gateway-name <backup master></code>
Release Information	Command introduced in Junos OS Release 10.2.
Description	Display BSG (border signaling gateway) failed call statistics by service point.
Options	<p>service-point-name—(Optional) Service point for which failed call statistics are displayed. When you omit this option, failed call statistics are displayed for all service points and grouped by service point.</p> <p>gateway-name—The gateway for which statistics are displayed.</p> <p>backup—(Optional) Show statistics for the backup BSG.</p> <p>master—(Optional) Show statistics for the master BSG. If you do not specify the master or backup options, the master option is the default.</p>
Required Privilege Level	view
List of Sample Output	show services border-signaling-gateway calls-failed-by-service-point on page 1568
Output Fields	Table 232 on page 1567 lists the output fields for the show services border-signaling-gateway calls-failed-by-service-point command. Output fields are listed in the approximate order in which they appear.

Table 232: show services border-signaling-gateway calls-failed-by-service-point Output Fields

Field Name	Field Description
Statistics Start	Date and time when the accumulation of the current set of statistics began.
Service Point	Service-point name.
Direction	Direction of calls on this service point. Possible values: <ul style="list-style-type: none"> Egress—Calls are outbound from this service point. Ingress—Calls are inbound to this service point.
Protocol error	Number of calls that failed due to protocol errors.
Inactive timeout	Number of calls for which a dialog was closed due to an inactive call timeout violation.
Configured behavior policy rejection	Number of calls that failed due to configured rejection policy.
4/5/6XX response	Number of calls that failed because the call setup failed for reasons other than timeout.

Table 232: show services border-signaling-gateway calls-failed by-service-point Output Fields (*continued*)

Field Name	Field Description
Internal error	Number of calls that failed because the BSG sustained an internal error that terminated one of dialogs comprising a call during setup.
Setup media failure	Number of calls that failed due to a media failure during setup.
Established call media inactivity	Number of established calls for which a dialog was closed because the BGF identified media inactivity for the dialog.
CAC policy rejection	Number of calls for which an initial INVITE was rejected due to CAC (call admission control) enforcement.
Default behavior policy rejection	Number of calls for which an initial INVITE was rejected due to no policy match.
Transport conflict policy rejection	Number of calls for which the requested transport on the INVITE conflicts with the transport details of the selected egress service-point.
Setup timeout	Number of calls that failed for one of the following reasons: <ul style="list-style-type: none"> • An INVITE was sent by the BSG and no reply was received. • An INVITE was sent by the BSG, a 1XX was received, and nothing else was received after that. • An INVITE was received by the BSG and nothing else was sent on this open transaction.
Transport error	Number of calls that failed due to a transport error.
Canceled calls	Number of canceled calls.

Sample Output

```

show services border-signaling-gateway calls-failed by-service-point
user@host> show services border-signaling-gateway calls-failed by-service-point gateway bsg1

Statistics start      : 02-02-2010  11:38:00.

Service point        : sip-5060-tcp
Direction            : Egress
Protocol error       : 0
Inactive timeout     : 0
Configured behavior policy rejection : 0
4/5/6XX response     : 0
Internal error       : 0
Setup media failure  : 0
Established call media inactivity : 0
CAC policy rejection : 0
Default behavior policy rejection : 0
Transport conflict policy rejection : 0
Setup timeout        : 0
Transport error       : 0
Canceled calls       : 0

Service point        : sip-5060-tcp

```

```

Direction                               : Ingress
Protocol error                           : 0
Inactive timeout                         : 0
Configured behavior policy rejection     : 0
4/5/6XX response                         : 0
Internal error                           : 0
Setup media failure                      : 0
Established call media inactivity         : 0
CAC policy rejection                     : 0
Default behavior policy rejection         : 0
Transport conflict policy rejection       : 0
Setup timeout                            : 0
Transport error                           : 0
Canceled calls                           : 0

Service point                            : sip-5060-udp
Direction                               : Egress
Protocol error                           : 0
Inactive timeout                         : 0
Configured behavior policy rejection     : 0
4/5/6XX response                         : 0
Internal error                           : 0
Setup media failure                      : 0
Established call media inactivity         : 0
CAC policy rejection                     : 0
Default behavior policy rejection         : 0
Transport conflict policy rejection       : 0
Setup timeout                            : 2
Transport error                           : 0
Canceled calls                           : 0

Service point                            : sip-5060-udp
Direction                               : Ingress
Protocol error                           : 0
Inactive timeout                         : 0
Configured behavior policy rejection     : 0
4/5/6XX response                         : 0
Internal error                           : 0
Setup media failure                      : 0
Established call media inactivity         : 0
CAC policy rejection                     : 0
Default behavior policy rejection         : 0
Transport conflict policy rejection       : 0
Setup timeout                            : 2
Transport error                           : 0
Canceled calls                           : 0

```

show services border-signaling-gateway denied-messages

Syntax	show services border-signaling-gateway denied-messages gateway <i>gateway-name</i> <backup master>
Release Information	Command introduced in Junos OS Release 9.4.
Description	Display border signaling gateway (BSG) statistics for messages denied due to an overload condition.
Options	<i>gateway-name</i> —Display information about statistics associated with this BSG. backup —(Optional) Show statistics for the backup BSG. master —(Optional) Show statistics for the master BSG. If you do not specify the master or backup options, the master option is the default.
Required Privilege Level	view
List of Sample Output	show services border-signaling-gateway denied-messages on page 1570
Output Fields	The logged date and time of each denied message since the last reset of denied message log statistics is shown. A maximum of 10 dropped messages can be displayed.

Sample Output

show services border-signaling-gateway denied-messages	<pre>user@host> show services border-signaling-gateway denied-messages gateway bsg1 Last Reset 2008 12 18 06:00 Last Over Load Drops 1. 2009 10 31 17:43 2. 2009 07 21 09:00</pre>
---	---

show services border-signaling-gateway name-resolution-cache

Syntax	show services border-signaling-gateway name-resolution-cache (all fqdn <i>fqdn</i>) gateway <i>gateway-name</i> <backup master>
Release Information	Command introduced in Junos OS Release 10.0.
Description	Display entries in the name resolution cache.
Options	<p>all—Display all entries in the name resolution cache.</p> <p>fqdn <i>fqdn</i>—Display entries for a specific fully qualified domain name (FQDN).</p> <p>gateway <i>gateway-name</i>—Display information about the name resolution cache associated with this border signaling gateway (BSG).</p> <p>backup—(Optional) Display information about the name resolution cache associated with the backup BSG.</p> <p>master—(Optional) Display information about the name resolution cache associated with the master BSG. If you do not specify the master or backup option, the master option is the default.</p>
Required Privilege Level	view
Related Documentation	<ul style="list-style-type: none">clear services border-signaling-gateway name-resolution-cache on page 1540
List of Sample Output	show services border-signaling-gateway name-resolution-cache on page 1572
Output Fields	Table 233 on page 1571 lists the output fields for the show services border-signaling-gateway name-resolution-cache command. Output fields are listed in the approximate order in which they appear.

Table 233: show services border-signaling-gateway name-resolution-cache Output Fields

Field Name	Field Description
Name	Name of the SIP server. The value can be a server name or a service record name.
Type	Type of Domain Name System (DNS) record: <ul style="list-style-type: none">A—Address recordsNAPTR—Name authority pointer (NAPTR) recordsSRV—Service records

Table 233: show services border-signaling-gateway name-resolution-cache Output Fields (*continued*)

Field Name	Field Description
RData	Contents of the DNS Record Data field. For A type records, an IP address. For NAPTR records, the FQDN. For SRV type records, a host name.
TTL Expiry	Time to live. Indicates the time in seconds that the server will remain in the cache.
Blacklist Expiry	If the server is on the blacklist, the time in seconds that the server will remain on the blacklist.

Sample Output

```

show services border-signaling-gateway name-resolution-cache
user@host> show services border-signaling-gateway name-resolution-cache by-fqdn
example.com gateway bsg-1

```

Name	Type	RData	TTL Expiry	Blacklist Expiry
sip._udp.example.com	SRV	server1.example.com.	86400	
		server2.example.com.	86400	
		server3.example.com.	86400	
server1.example.com	A	192.168.1.10	43200	
server2.example.com	A	192.168.2.20	86400	300
		192.168.2.21	86400	
server3.example.com	A	192.168.3.30	86400	280

show services border-signaling-gateway registrations

Syntax	show services border-signaling-gateway registrations gateway <i>gateway-name</i> all <i>realm</i> <summary detail> <backup master>
Release Information	Command introduced in Junos OS Release 10.2.
Description	Display registration statistics for the BSG.
Options	<i>realm</i> —Show information for this signaling realm. all—Show information for all signaling realms. <i>gateway-name</i> —Show information for this BSG. backup—(Optional) Show information for the backup BSG. master—(Optional) Show statistics for the master BSG. If you do not specify the master or backup option, the master option is the default.
Required Privilege Level	view
List of Sample Output	show services border-signaling-gateway registrations realm on page 1573 show services border-signaling-gateway registrations realm all on page 1574
Output Fields	Table 234 on page 1573 lists the output fields for the show services border-signaling-gateway registrations command. Output fields are listed in the approximate order in which they appear.

Table 234: show services border-signaling-gateway registrations Output Fields

Field Name	Field Description	Level of Output
Statistics start	Date and time statistics accumulation began. This date is refreshed when statistics are cleared.	
Active Registrations	The number of active registrations.	summary detail
	Name of signaling ream (uncaptioned field).	

Sample Output

show services border-signaling-gateway registrations realm	user@host> show services border-signaling-gateway registrations realm atlanta.com gateway bsg1 Statistics Start : 22/4/2009 13:24 Active Registrations : 3344
--	---

```
show services user@host> show services border-signaling-gateway registration realm all gateway
border-signaling-gateway Statistics Start : 22/4/2009 13:24
registrations realm all atlanta.com
                        Active Registrations : 3344

                        biloxi.com
                        Active Registrations : 17000
```

show services border-signaling-gateway routing-blacklist

Syntax	show services border-signaling-gateway routing-blacklist gateway gateway-name <backup master>
Release Information	Command introduced in Junos OS Release 10.2.
Description	Display unavailable server information from the routing blacklist.
Options	<p>gateway-name—Name of the gateway for which call statistics are displayed.</p> <p>backup—(Optional) Show statistics for the backup BSG.</p> <p>master—(Optional) Show statistics for the master BSG. If you do not specify the master or backup option, the master option is the default.</p>
Required Privilege Level	view
List of Sample Output	show services border-signaling-gateway routing-blacklist on page 1575
Output Fields	Table 235 on page 1575 lists the output fields for the show services border-signaling-gateway statistics routing-blacklist command. Output fields are listed in the approximate order in which they appear.

Table 235: show services border-signaling-gateway routing-blacklist Output Fields

Field Name	Field Description
last availability	The last time the server responded to an availability check.
next check	The next time the server will be checked for availability.
next availability	For servers that are not checked for availability, the time that the server is scheduled to be removed from the blacklist.

Sample Output

show services border-signaling-gateway routing-blacklist	<pre>user@host> show services border-signaling-gateway routing-blacklist bsg1 Statistics start : 22/4/2008 13:24 Servers actively checked for availability: Florida 1.2.3.4 last availability: 23/8/2009 12:24:21 next check: 23/8/2009 17:31:43 Georgia 5.6.7.8 last availability: 23/8/2009 9:53:09 next check: 23/8/2009 17:32:15 Servers not actively checked for availability: sip.att.com 10.10.250.17 next availability: 23/8/2009 17:47:02 sip.jnpr.com 62.17.56.28 next availability: 24/8/2009 02:49:51</pre>
--	--

show services border-signaling-gateway status

Syntax	show services border-signaling-gateway status gateway <i>gateway-name</i> <backup master>
Release Information	Command introduced in Junos OS Release 9.10.
Description	Displays status information for the master or backup BSG, B2BUA connection, and SIP stack connection.
Options	<p>gateway-name—Name of the gateway for which status is displayed.</p> <p>backup—(Optional) Show status information for the backup BSG.</p> <p>master—(Optional) Show status information for the master BSG. If you do not specify the master or backup options, the master option is the default.</p>
Required Privilege Level	view
List of Sample Output	show services border-signaling-gateway status on page 1577 show services border-signaling-gateway status backup (primary as backup) on page 1577
Output Fields	Table 236 on page 1576 lists the output fields for the show services border-signaling-gateway status command. Output fields are listed in the approximate order in which they appear.

Table 236: show services border-signaling-gateway status Output Fields

Field Name	Field Description
State	<p>Redundancy state of the BSG being displayed. Possible values:</p> <ul style="list-style-type: none"> Master—The BSG is functioning as the master in a partnered pair. Backup—The BSG is functioning as the backup in partnered. Standalone—No backup is configured. The BSG is running in standalone mode. <p>The state displayed is backup only if you specified the backup option in the command.</p>
Local	<p>Information about the local BSG, initially configured as the Master in a partnered pair, including:</p> <ul style="list-style-type: none"> Interface—The name of the service interface for the BSG. IP address—The IP address of the service interface for the BSG. RMS role—The configured role of this BSG. Possible values: <ul style="list-style-type: none"> Primary—The BSG is configured as primary. Secondary—The BSG is configured as secondary.

Table 236: show services border-signaling-gateway status Output Fields (continued)

Field Name	Field Description
Remote	Information about the remote BSG, initially configured as the Backup in a partnered pair, including: <ul style="list-style-type: none">Interface—The name of the interface for the BSG.IP address—The IP address of the interface for the BSG.RMS role—The configured role of this BSG. Possible values:<ul style="list-style-type: none">Primary—The BSG is configured as primary.Primary—The BSG is configured as secondary.
B2BUA Connection	Information about the B2BUA connection, including: <ul style="list-style-type: none">Status—The connection status. Possible values:<ul style="list-style-type: none">ConnectedDisconnectedTCP—Internal routing interface address.
SIP Stack	Information about the SIP stack connection, including: <ul style="list-style-type: none">Status—The connection status. Possible values:<ul style="list-style-type: none">ConnectedDisconnectedTCP—Internal routing interface address.

Sample Output

```
show services border-signaling-gateway status
user@host> show services border-signaling-gateway status gateway bsg1
Redundancy information:
  State: Master
  Local:
    Interface name: ms-0/3/0
    IP address: 20.0.0.19
    RMS role: Primary
  Remote:
    Interface name: ms-1/3/0
    IP address: 20.0.0.35
    RMS role: Secondary
  B2BUA connection:
    Status: Connected
    tcp 20.0.0.19:32024 => 20.0.0.35:50783
  SIP stack connection:
    Status: Connected
    tcp 20.0.0.19:58875 => 20.0.0.35:16386
```

Sample Output

```
show services border-signaling-gateway status backup (primary as backup)
This example shows the primary RMS partner serving as the backup after a switchover.
user@host> show services border-signaling-gateway status gateway bsg1 backup
```

```
Redundancy information:
State: Backup
Local:
  Interface name: ms-0/3/0
  IP address: 20.0.0.19
  RMS role: Primary
Remote:
  Interface name: ms-1/3/0
  IP address: 20.0.0.35
  RMS role: Secondary
B2BUA connection:
  Status: Connected
  tcp 20.0.0.19:32024 => 20.0.0.35:50783
SIP stack connection:
  Status: Connected
  tcp 20.0.0.19:58875 => 20.0.0.35:16386
```


Compressed Real-Time Transport Protocol Operational Mode Commands

Table 237 on page 1579 summarizes the command-line interface (CLI) commands you can use to monitor and troubleshoot Compressed Real-Time Transport Protocol (CRTP) services. Commands are listed in alphabetical order.

Table 237: CRTP Operational Mode Commands

Task	Command
Clear CRTP flows statistics.	<code>clear services crtp statistics</code>
Display CRTP output.	<code>show services crtp</code>
Display CRTP flows.	<code>show services crtp flows</code>



NOTE: CRTP is supported on the following interfaces:

- M Series and T Series routers—Link services intelligent queuing (IQ) (`lsq-fpc/pic/port`)
- J Series router—Link services (`ls-pim/0/port`)



NOTE: For information about how to configure CRTP services, see the *Junos OS Services Interfaces Configuration Guide*.

clear services crtp statistics

Syntax	clear services crtp statistics <interface <i>interface-name</i> >
Release Information	Command introduced before Junos OS Release 7.4.
Description	Clear Compressed Real-Time Transport Protocol (CRTP) flow statistics.
Options	none —Clear CRTP flow statistics on all interfaces. interface <i>interface-name</i> —(Optional) Clear CRTP flow statistics for the specified interface: <ul style="list-style-type: none">• On M Series and T Series routers, a link services IQ (lsq-<i>fpc/pic/port</i>) or redundant link services IQ (rlsq-<i>fpc/pic/port</i>) interface• On the J Series router, a link services (ls-<i>pim/0/port</i>) interface
Required Privilege Level	view
List of Sample Output	clear services crtp statistics on page 1580
Output Fields	When you enter this command, you are provided feedback on the status of your request.

Sample Output

clear services crtp statistics	user@host> clear services crtp statistics
--------------------------------	---

show services crtp

Syntax	show services crtp <extensive> <interface <i>interface-name</i> >
Release Information	Command introduced before Junos OS Release 7.4.
Description	Display Compressed Real-Time Transport Protocol (CRTP) extensive output.
Options	<p>none—Display CRTP extensive output for all interfaces.</p> <p>extensive—(Optional) Display extensive CRTP information.</p> <p>interface <i>interface-name</i>—(Optional) Display CRTP flow statistics for the specified interface:</p> <ul style="list-style-type: none"> On M Series and T Series routers, a link services IQ (lsq-<i>fpc/pic/port</i>) or redundant link services IQ (rlsq-<i>fpc/pic/port</i>) interface On the J Series router, a link services (ls-<i>pim/0/port</i>) interface
Required Privilege Level	view
List of Sample Output	show services crtp extensive on page 1582
Output Fields	Table 238 on page 1581 lists the output fields for the show services crtp command. Output fields are listed in the approximate order in which they appear.

Table 238: show services crtp Output Fields

Field Name	Field Description
Interface	Name of the physical interface.
Port minimum Port maximum	Compression is applied to UDP packets with even ports in the specified range.
Maximum UDP compressed sessions	Maximum value of a context identifier in the space of context identifiers allocated for UDP.
CRTP maximum period	Maximum interval between full headers. Suggested value is 256.
CRTP maximum time	Maximum time interval between full headers. Suggested value is 5 seconds.
Compression ratio	Ratio of received packet size to compressed packet size, in percentage. For example, if the packet size is 100 bytes when it is received, and is 40 bytes after compression, the compression ratio is $100 \div 40 / 100 * 100 = 60\%$.

Table 238: show services crtp Output Fields (*continued*)

Field Name	Field Description
Decompression ratio	Ratio of received packet size to decompressed packet size, in percentage. For example, if the packet size is 40 bytes when it is received, and is 100 bytes after compression, the decompression ratio is $100 \div 40/100 \times 100 = 60\%$.
Discards	Number of frames that the incoming packet match code discarded because they were not recognized.
Sessions	Total number of active CRTP sessions.
IP bytes	Number of IP bytes sent and received.
Compressed bytes	Number of compressed IP header bytes sent and received.
CRTP packets	Number of CRTP packets sent and received.
CUDP/CNTCP packets	Number of compressed UDP packets and compressed non-TCP packets sent and received.
Full header packets	Number of full header packets sent and received. Full header packets communicate the uncompressed IP header plus any following headers and data to establish the uncompressed header state in the decompressor for a particular context.
Context state packet	Number of context state packets sent and received. Context state packets are sent from the decompressor to the compressor to communicate a list of context IDs for which synchronization is lost or might be lost.
IP packets	Number of IP packets sent and received.
Compressed packets	Number of compressed packets sent and received.

Sample Output

**show services crtp
extensive**

```

user@host> show services crtp extensive
Interface: lsq-1/1/0.1
  Port minimum: 2000, Port maximum: 64009
  Maximum UDP compressed sessions: 256
  CRTP maximum period: 256, CRTP maximum time: 5
  Compression ratio: 0, Decompression ratio: 0, Discards: 0
  CRTP stats
    Receive      Transmit
  Sessions           1           1
  IP bytes           60          60
  Compressed bytes   61          60
  CRTP packets       0           0
  CUDP/CNTCP packets 0           0
  Full header packets 1           1
  Context state packets 0           0

```

IP packets	1	1
Compressed packets	1	1

show services crtp flows

Syntax	show services crtp flows <interface <i>interface-name</i> >
Release Information	Command introduced before Junos OS Release 7.4.
Description	Display Compressed Real-Time Transport Protocol (CRTP) flows.
Options	<p>none—Display CRTP flows for all interfaces.</p> <p>interface <i>interface-name</i>—(Optional) Display CRTP flows for the specified interface:</p> <ul style="list-style-type: none"> On M Series and T Series routers, a link services IQ (lsq-fpc/pic/port) or redundant link services IQ (rlsq-fpc/pic/port) interface On the J Series router, a link services (ls-pim/0/port) interface
Required Privilege Level	view
List of Sample Output	show services crtp flows on page 1584
Output Fields	Table 239 on page 1584 lists the output fields for the show services crtp flows command. Output fields are listed in the approximate order in which they appear.

Table 239: show services crtp flows Output Fields

Field Name	Field Description
Interface	Name of the physical interface.
Flow	Received or transmitted flow.
Source	IP source address.
Destination	IP destination address.
SSRC ID	Synchronization source (SSRC) identifier. One of the fields in the RTP header used to select the context. The SSRC identifier is a randomly chosen value unique within a particular CRTP session.
Ctx ID	Session context ID. Indicates the session context in which to interpret the packet. The decompressor can use the context ID to index its table of stored session contexts directly.

Sample Output

```

show services crtp flows user@host> show services crtp flows
Interface: lsq-1/1/0.1
Flow          Source          Destination          SSRC ID  Ctx ID

```

Receive	60.1.1.3:28004	80.1.1.3:26000	123	0
Transmit	80.1.1.3:26000	60.1.1.3:28004	123	2

CoS Services Operational Mode Commands

Table 240 on page 1587 summarizes the command-line interface (CLI) commands you can use to monitor and troubleshoot class-of-service (CoS) services on the Adaptive Services PIC. Commands are listed in alphabetical order.

Table 240: CoS Services Operational Mode Commands

Task	Command
Clear CoS statistics.	<code>clear services cos statistics</code>
Display CoS statistics.	<code>show services cos statistics</code>



NOTE: CoS services are supported on the adaptive services interface on the following routers:

- J Series—`sp-pim/0/slot`
- M Series and T Series—`sp-fpc/pic/port`

CoS services are also supported on the redundant adaptive services interface (`rspnumber`) on M Series and T Series routers.



NOTE: For information about how to configure CoS services, see the *Junos OS Services Interfaces Configuration Guide*.

clear services cos statistics

Syntax	<code>clear services cos statistics</code> <code><interface <i>interface-name</i>></code> <code><service-set <i>service-set-name</i>></code>
Release Information	Command introduced in Junos OS Release 8.1.
Description	Clear statistics for class-of-service (CoS) code point bit patterns and forwarding classes as configured in CoS services for the AS PIC.
Options	none —Clear all services CoS statistics. interface <i>interface-name</i> —(Optional) Clear statistics for the specified interface only. service-set <i>service-set-name</i> —(Optional) Clear statistics for the specified service set only.
Required Privilege Level	view
List of Sample Output	clear services cos statistics on page 1588
Output Fields	When you enter this command, you are provided feedback on the status of your request.

Sample Output

<code>clear services cos statistics</code>	<code>user@host> clear services cos statistics</code>
--	--

show services cos statistics

Syntax	<pre>show services cos statistics <brief detail extensive> <diffserv forwarding-class> <interface <i>interface-name</i>> <service-set <i>service-set-name</i>> <summary></pre>
Release Information	Command introduced in Junos OS Release 8.1.
Description	Display the mapping of class-of-service (CoS) code point aliases to corresponding bit patterns and the mapping of forwarding class names to queue numbers as configured in CoS services for the AS PIC.
Options	<p>none—Display all services CoS statistics.</p> <p>brief detail extensive—(Optional) Display the specified level of output.</p> <p>diffserv forwarding-class—(Optional) Display only the selected information, either DiffServ codepoints or forwarding classes.</p> <p>interface <i>interface-name</i>—(Optional) Display statistics for the specified interface only.</p> <p>service-set <i>service-set-name</i>—(Optional) Display statistics for the specified service set only.</p> <p>summary—(Optional) Display summary of statistics on a per-interface basis.</p>
Required Privilege Level	view
List of Sample Output	show services cos statistics on page 1590 show services cos statistics brief on page 1591 show services cos statistics detail on page 1591 show services cos statistics extensive on page 1591
Output Fields	Table 241 on page 1589 describes the output fields for the show services cos statistics command. Output fields are listed in the approximate order in which they appear.

Table 241: show services cos statistics Output Fields

Field Name	Field Description	Level of Output
Interface	Name of interface.	All levels
Service set	Name of service set.	All levels
DSCP	DiffServ code point bit pattern.	All levels
Packets in	Number of packets received.	All levels

Table 241: show services cos statistics Output Fields (*continued*)

Field Name	Field Description	Level of Output
Packets out	Number of packets transmitted.	All levels
Forwarding class	Forwarding class queue number.	All levels

Sample Output

```

show services cos statistics user@host> show services cos statistics
Interface: sp-1/0/0, Service set: scos
DSCP          Packets in      Packets out
000000        0              0
000001        0              0
000010        0              0
000011        0              0
000100        0              0
000101        0              0
000110        0              0
000111        0              0
001000        0              0
001001        0              0
001010        0              0
001011        0              0
001100        0              0
001101        0              0
001110        0              0
001111        0              0
010000        0              0
010001        0              0
010010        0              0
010011        0              0
010100        0              0
010101        0              0
010110        0              0
010111        0              0
011000        0              0
011001        0              0
011010        0              0
011011        0              0
011100        0              0
011101        0              0
011110        0              0
011111        0              0
100000        0              0
100001        0              0
100010        0              0
100011        0              0
100100        0              0
100101        0              0
100110        0              0
100111        0              0
101000        0              0
101001        0              0
101010        0              0
101011        0              0
101100        0              0

```

101101	0	0
101110	0	0
101111	0	0
110000	0	0
110001	0	0
110010	0	0
110011	0	0
110100	0	0
110101	0	0
110110	0	0
110111	0	0
111000	0	0
111001	0	0
111010	0	0
111011	0	0
111100	0	0
111101	0	0
111110	0	0
111111	0	0
Forwarding class	Packets in	Packets out
0	0	0
1	0	0
2	0	0
3	0	0
4	0	0
5	0	0
6	0	0
7	0	0
8	0	0
9	0	0
10	0	0
11	0	0
12	0	0
13	0	0
14	0	0
15	0	0

show services cos statistics brief The output for the **show services cos statistics brief** command is identical to that for the **show services cos statistics** command.

show services cos statistics detail The output for the **show services cos statistics detail** command is identical to that for the **show services cos statistics** command.

show services cos statistics extensive The output for the **show services cos statistics extensive** command is identical to that for the **show services cos statistics** command.

Data Link Switching Operational Mode Commands

Table 242 on page 1593 summarizes the command-line interface (CLI) commands you can use to monitor and troubleshoot data link switching (DLSw) on J Series routers. Commands are listed in alphabetical order.

Table 242: DLSw Operational Mode Commands

Task	Command
Clear DLSw reachability.	<code>clear dlsw reachability</code>
Display DLSw peer capability.	<code>show dlsw capabilities</code>
Display information about configured DLSw circuits.	<code>show dlsw circuits</code>
Display DLSw peer information.	<code>show dlsw peers</code>
Display information about the cached media access control (MAC) entries.	<code>show dlsw reachability</code>
Display logical link control type 2 (LLC2) redundancy information for DLSw.	<code>show llc2 redundancy</code>
Display LLC2 redundancy statistics.	<code>show llc2 redundancy interface statistics</code>
Display LLC2 redundancy MAC translation information.	<code>show llc2 redundancy mac-translation</code>
Display LLC2 redundancy tracking information.	<code>show llc2 redundancy track</code>



NOTE: DLSw is supported only on the J Series router.



NOTE: For information about how to configure DLSw, see the *Junos OS Services Interfaces Configuration Guide* or the *J Series Services Router Advanced WAN Access Configuration Guide*.

clear dlsw reachability

Syntax	clear dlsw reachability
Release Information	Command introduced in Junos OS Release 8.0.
Description	Clear the data-link switching (DLSw) reachability cache.
Options	This command has no options.
Required Privilege Level	view
Related Documentation	<ul style="list-style-type: none">• show dlsw reachability on page 1600
List of Sample Output	clear dlsw reachability on page 1594
Output Fields	When you enter this command, you are provided feedback on the status of your request.

Sample Output

clear dlsw reachability user@host> clear dlsw reachability

show dlsw capabilities

Syntax	show dlsw capabilities
Release Information	Command introduced in Junos OS Release 7.4.
Description	(J Series routers only) Display information about data link switching (DLSw) capabilities of a specific remote peer or all peers.
Options	This command has no options.
Required Privilege Level	view
List of Sample Output	show dlsw capabilities on page 1595
Output Fields	Table 243 on page 1595 describes the output fields for the show dlsw capabilities command. Output fields are listed in the approximate order in which they appear.

Table 243: show dlsw capabilities Output Fields

Field Name	Field Description
Peer	IP address of the peer DLSw router.
Vendor ID	Numerical value assigned to Juniper Networks.
Version number	DLSw version.
Initial pacing window size	Receive window size for incoming transport connections with the DLSw peer.
Version string	Juniper Networks software version information.

Sample Output

```

show dlsw capabilities user@host> show dlsw capabilities
Peer: 217.110.111.134
  Vendor ID           : 000585
  Version number      : 0200
  Initial pacing window size : 32
  Version string      :
    Juniper Networks, Inc. j2300 internet router
    Junos OS Release 7.4I0 [builder]
    Build date: 2005-07-15 07:13:17 UTC
    Copyright (c) 1996-2005 Juniper Networks, Inc.
```

show dlsw circuits

Syntax	show dlsw circuits <brief detail>
Release Information	Command introduced in Junos OS Release 7.4.
Description	(J Series router only) Display information about configured data link switching (DLSw) circuits.
Options	none —Display information about all DLSw circuits. brief detail —(Optional) Display the specified level of output.
Required Privilege Level	view
List of Sample Output	show dlsw circuits on page 1597 show dlsw circuits detail on page 1597
Output Fields	Table 244 on page 1596 describes the output fields for the show dlsw circuits command. Output fields are listed in the approximate order in which they appear.

Table 244: show dlsw circuits Output Fields

Field Name	Field Description	Level of Output
Circuit id	Circuit ID	detail
Local address	MAC address of the local DLSw peer.	All levels
LSAP	Number of the local service access point.	All levels
Remote address	MAC address of the remote DLSw peer.	All levels
DSAP	Number of the destination service access point.	All levels
Peer or remote peer address	IP address of the remote DLSw peer.	All levels
Circuit state	State of the circuit.	detail
Uptime	How long the circuit has been established.	All levels
Max BTU size	Maximum packet size.	detail
Circuit priority	Traffic priority on the circuit.	detail

Table 244: show dlsw circuits Output Fields (*continued*)

Field Name	Field Description	Level of Output
Statistics	Statistics: <ul style="list-style-type: none"> • I-frames received—Number of I-frames received. • I-frames sent—Number of I-frames sent. • Bytes in I-frames received—Number of bytes in I-frames received. • Bytes in I-frames sent—Number of bytes in I-frames sent. • I-frames rejected—Number of I-frames rejected. • Bytes in I-frames rejected—Number of bytes in I-frames rejected. • I-frames retransmitted—Number of I-frames retransmitted. • Bytes in retransmitted I-frames—Number of bytes in I-frames retransmitted. • Reject frames received—Number of reject frames received. • Reject frames sent—Number of reject frames sent. • XID frames received—Number of XID frames received. • XID frames sent—Number of XID frames sent. 	detail

Sample Output

```

show dlsw circuits  user@host> show dlsw circuits
                    Local address      LSAP    Remote address      DSAP    Peer          Uptime
                    22:22:00:00:00:06  04      44:44:00:00:00:06   04      10.255.18.2   00:06:42

show dlsw circuits  user@host> show dlsw circuits detail
detail              Circuit ID: 9ad20498aa04
                    Local address: 22:22:00:00:00:06, LSAP: 04
                    Remote address: 44:44:00:00:00:06, DSAP: 04
                    Remote peer address: 18.255.18.2
                    Circuit state: Connected
                    Uptime: 00:09:02
                    Max BTU size: 1466
                    Circuit priority: 3
                    Statistics:
                      I-frames received : 0
                      I-frames sent : 0
                      Bytes in I-frames received : 0
                      Bytes in I-frames sent : 0
                      I-frames rejected : 0
                      Bytes in I-frames rejected : 0
                      I-frames retransmitted : 0
                      Bytes in retransmitted I-frames : 0
                      Reject frames received : 0
                      Reject frames sent : 0
                      XID frames received : 2
                      XID frames sent : 2

```

show dlsw peers

Syntax	<code>show dlsw peers</code> <code><brief detail></code> <code><peer-ip ip-address></code>
Release Information	Command introduced in Junos OS Release 7.4.
Description	(J Series router only) Display data link switching (DLSw) peer status.
Options	<p>none—Display information about all DLSw peers.</p> <p>brief detail—(Optional) Display the specified level of output.</p> <p>peer-ip ip-address—(Optional) Display information about only the specified DLSw peer.</p>
Required Privilege Level	view
List of Sample Output	show dlsw peers brief on page 1599 show dlsw peers detail on page 1599
Output Fields	<p>Table 245 on page 1598 describes the output fields for the show dlsw peers command. Output fields are listed in the approximate order in which they appear.</p>

Table 245: show dlsw peers Output Fields

Field Name	Field Description	Level of Output
Peer	IP address of the remote DLSw peer.	All levels
State	Status of the connection.	All levels
Circuits	Number of circuits on the DLSw network.	All levels
Uptime	How long the circuit has been established.	All levels
Local address	IP address of the local DLSw peer.	detail
Connected time	Length of time the connection is established.	detail
Receive initial pacing	Size of the initial pacing frame.	detail
No circuits timeout	Length of time before a circuit times out.	detail
Type-of-service value	CoS type-of-service (ToS) number.	detail
Peer cost	Preference for establishing a circuit with this peer.	detail
Load balancing	Whether load balancing is enabled and what algorithm is used.	detail

Table 245: show dlsw peers Output Fields (*continued*)

Field Name	Field Description	Level of Output
Circuit weight	Extent to which this peer should participate in establishing circuits.	detail
Statistics	Statistics: <ul style="list-style-type: none"> • Data packets received—Number of packets received. • Data packets sent—Number of packets sent. • Data bytes received—Number of bytes received. • Data bytes sent—Number of bytes sent. • Control packets received—Number of control packets received. • Control packets sent—Number of control packets sent. • CANUREACH_ex received—Number of CANUREACH messages received. • CANUREACH_ex sent—Number of CANUREACH messages sent. • ICANREACH_ex received—Number of ICANREACH messages received. • ICANREACH_ex sent—Number of ICANREACH messages sent. 	detail

Sample Output

```
show dlsw peers brief user@host> show dlsw peers brief
Peer           State      Circuits    Uptime
17.255.17.2    Connected  0           00:00:00
18.255.18.2    Connected  1           00:12:03
```

```
show dlsw peers detail user@host> show dlsw peers detail
Peer: 10.255.18.2
State: Connected, Circuits: 1, Local address: 10.255.4.50
Uptime: 00:15:05
Receive initial pacing: 20, No circuits timeout: 0
Type-of-service value: 0
Peer cost: 100, Load balancing: Circuit Weight
Circuit weight: 2
Statistics:
  Data packets received : 0
  Data packets sent : 0
  Data bytes received : 0
  Data bytes sent : 0
  Control packets received : 7
  Control packets sent : 8
  CANUREACH_ex received : 0
  CANUREACH_ex sent : 1
  ICANREACH_ex received : 1
  ICANREACH_ex sent : 0
```

show dlsw reachability

Syntax	show dlsw reachability
Release Information	Command introduced in Junos OS Release 7.4.
Description	(J Series router only) Display media access control (MAC) and IP addresses of remote data link switching (DLSw) peers.
Required Privilege Level	view
List of Sample Output	show dlsw reachability on page 1600
Output Fields	Table 246 on page 1600 describes the output fields for the show dlsw reachability command. Output fields are listed in the approximate order in which they appear.

Table 246: show dlsw reachability Output Fields

Field Name	Field Description
MAC index	Number assigned to the DLSw peer.
MAC address	MAC address of the DLSw peer.
Location	Peer location: local or remote .
Peer/interface	Peer interface name or IP address.

Sample Output

```
show dlsw reachability user@host> show dlsw reachability
MAC index MAC address      Location  Peer/Interface
    0  44:44:00:00:00:06  remote   17.255.17.2
                                     18.255.18.2
    1  22:22:00:00:00:06  local    fe-0/0/1.0
```

show llc2 redundancy

Syntax	show llc2 redundancy <brief detail> <interface statistics mac-translation track (dlsw-remote-destination dlsw-remote-peer interfaces)>
Release Information	Command introduced in Junos OS Release 7.5.
Description	(J Series router only) Display logical link control type 2 (LLC2) redundancy information for data link switching (DLSw).
Options	none —Display basic LLC2 redundancy information. Same as brief . brief detail —(Optional) Display the specified level of output.
Required Privilege Level	view
List of Sample Output	show llc2 redundancy on page 1602 show llc2 redundancy detail on page 1602
Output Fields	Table 247 on page 1601 describes the output fields for the show llc2 redundancy command. Output fields are listed in the approximate order in which they appear.

Table 247: show llc2 redundancy Output Fields

Field Name	Field Description	Level of Output
Interface	IP address of the remote DLSw peer.	All levels
Unit	Logical interface unit number.	brief
Group	Group number.	All levels
Int state or Interface state	Interface state: up or down .	All levels
Er state or state	Indicates master or backup router.	All levels
Index	Number assigned to the router.	detail
Priority	Order to take over as master.	detail
Advertisement interval	Length of time between sending hello packets.	detail
Preempt	Master took over because of a failure.	detail
Advertisement timer	Times the advertisement intervals.	detail
Master router uptime	Length of time the master router has been available.	detail

Table 247: show llc2 redundancy Output Fields (*continued*)

Field Name	Field Description	Level of Output
Tracking	Whether tracking options are enabled or disabled.	detail

Sample Output

```
show llc2 redundancy  user@host> show llc2 redundancy
                        Interface  Unit  Group  Int state  ER state
                        fe-0/0/1.0  0     5      up        master

show llc2 redundancy  user@host> show llc2 redundancy detail
detail                Interface:fe-0/0/1.0 Index 69
                        Interface state: up, Group 5, State master,
                        Priority:255, Advertisement interval 5,
                        Preempt:yes, Advertisement timer 0.0,
                        Master router uptime:361476.770, Tracking: enabled
```


show llc2 redundancy interface statistics

Syntax	show llc2 redundancy interface statistics
Release Information	Command introduced in Junos OS Release 7.5.
Description	(J Series router only) Display logical link control type 2 (LLC2) redundancy interface statistics for data link switching (DLSw).
Options	This command has no options.
Required Privilege Level	view
List of Sample Output	show llc2 redundancy interface statistics on page 1603
Output Fields	Table 248 on page 1603 lists the output fields for the show llc2 redundancy interface statistics command. Output fields are listed in the approximate order in which they appear.

Table 248: show llc2 redundancy interface statistics Output Fields

Field Name	Field Description
Interface	Name of the configured physical interface.
Index	Number assigned to the interface.
Group	Number of the redundancy group.
Interface ERED PDU statistics	
Advertisement sent	Number of packets sent to advertise the router on the network.
Advertisement received	Number of packets received as advertisements on the network.
Interface ERED PDU error statistics	
Invalid ERED TTL value received	Number of invalid Ethernet redundancy time-to-live (TTL) values.

Sample Output

```

show llc2 redundancy interface statistics
user@host> show llc2 redundancy interface statistics
Interface : fe-0/0/1.0, Index : 69, Group : 5
Interface ERED PDU statistics
  Advertisement sent           : 2959
  Advertisement received       : 0
Interface ERED PDU error statistics
  Invalid ERED TTL value received : 0

```

show llc2 redundancy mac-translation

Syntax	show llc2 redundancy mac-translation
Release Information	Command introduced in Junos OS Release 7.5.
Description	(J Series router only) Display logical link control type 2 (LLC2) redundancy media access control (MAC) translation information for data link switching (DLSw).
Options	This command has no options.
Required Privilege Level	view
List of Sample Output	show llc2 redundancy mac-translation on page 1604
Output Fields	Table 249 on page 1604 lists the output fields for the show llc2 redundancy mac-translation command. Output fields are listed in the approximate order in which they appear.

Table 249: show llc2 redundancy mac-translation Output Fields

Field Name	Field Description
Local mac	MAC address of the local DLSw peer router.
Remote mac	MAC address of the remote DLSw peer router.
Interface	Physical interface configured for Ethernet redundancy.
Group	Assigned redundancy group number.

Sample Output

```

user@host> show llc2 redundancy mac-translation
show llc2 redundancy mac-translation
Local mac          Remote mac          Interface          group
44:44:44:44:44:44  44:44:44:44:10:25  fe-0/0/1.0        5
44:44:44:44:44:33  44:44:44:44:10:16  fe-0/0/1.0        5
44:44:44:44:44:48  44:44:44:44:10:39  fe-0/0/1.0        5
09:00:2b:00:00:04  09:00:2b:00:00:05  fe-0/0/1.0        5
00:00:5e:00:01:01  00:0d:88:45:ce:5c  fe-0/0/1.0        5

```

show llc2 redundancy track

Syntax	show llc2 redundancy <brief detail> <interface statistics mac-translation track (dlsw-remote-destination dlsw-remote-peer interfaces)>
Release Information	Command introduced in Junos OS Release 7.5.
Description	(J Series router only) Display logical link control type 2 (LLC2) redundancy tracking information for data link switching (DLSw).
Options	<p>brief detail—(Optional) Display the specified level of output.</p> <p>dlsw-remote-destination—(Optional) Display LLC2 remote destination tracking information.</p> <p>dlsw-remote-peer—(Optional) Display LLC2 remote peer tracking information.</p> <p>interfaces—(Optional) Display LLC2 interface tracking information.</p>
Required Privilege Level	view
List of Sample Output	show llc2 redundancy track dlsw-remote-destination on page 1606 show llc2 redundancy track dlsw-remote-peer on page 1606 show llc2 redundancy track interfaces on page 1606
Output Fields	Table 250 on page 1605 lists the output fields for the show llc2 redundancy track command. Output fields are listed in the approximate order in which they appear.

Table 250: show llc2 redundancy track Output Fields

Field Name	Field Description
Remote dest	MAC address of the remote peer router.
Peer dest	IP address of the remote peer.
Track if	Physical interface configured for tracking.
Connectivity	Status of the connection.
Cost	Value assigned to place the router in a redundancy hierarchy.
Interface	Physical interfaces configured for DLSw redundancy.
Group	Assigned redundancy group number.
Cfg	Priority value configured on the router.
Run	Value after all priority values are applied.

Table 250: show llc2 redundancy track Output Fields (*continued*)

Field Name	Field Description
ER state	Status of the router: master or backup .

Sample Output

```

user@host> show llc2 redundancy track dlsw-remote-destination
Remote dest      Reachability Cost  Interface  Group  Cfg  Run  ER state
44:44:44:44:44:45 reachable    15   fe-0/0/1.0  5      255  255  master
44:44:44:44:44:49 unknown       35   fe-0/0/1.0  5      255  255  master

user@host> show llc2 redundancy track dlsw-remote-peer
Remote peer      Connectivity Cost  Interface  Group  Cfg  Run  ER state
10.255.110.38    yes      10   fe-0/0/1.0  5      255  245  master
2.2.2.3          no       10   fe-0/0/1.0  5      255  245  master
10.255.110.39    yes      10   fe-0/0/1.0  5      255  245  master

user@host> show llc2 redundancy track interfaces
Track if  State Cost  Interface  Group  Cfg  Run  ER state
e1-0/0/2.0 yes    10   fe-0/0/1.0  5      255  255  master

```

CHAPTER 21

Diameter Base Protocol Operational Mode Commands

Table 251 on page 1607 summarizes the command-line interface (CLI) commands you can use to monitor and troubleshoot Diameter base protocol services.

Table 251: Diameter Base Protocol Operational Mode Commands

Task	Command
Clear Diameter function statistics.	<code>clear diameter function statistics</code>
Clear Diameter peers.	<code>clear diameter peer</code>
Clear pending Gx-Plus login and logout requests.	<code>clear network-access gx-plus replay</code>
Clear Gx-Plus statistics.	<code>clear network-access gx-plus statistics</code>
Display information about the Diameter node.	<code>show diameter</code>
Display information about Diameter functions.	<code>show diameter function</code>
Display Diameter function statistics.	<code>show diameter function statistics</code>
Display information about Diameter instances.	<code>show diameter instance</code>
Display information about Diameter network elements.	<code>show diameter network-element</code>
Display information about Diameter network element maps.	<code>show diameter network-element map</code>
Display information about Diameter peers.	<code>show diameter peer</code>
Display information about Diameter peer maps.	<code>show diameter peer map</code>
Display Diameter peer statistics.	<code>show diameter peer statistics</code>
Display information about Diameter routes.	<code>show diameter route</code>

Table 251: Diameter Base Protocol Operational Mode Commands *(continued)*

Task	Command
Display Gx-Plus provisioning state, synchronization state, and statistics information.	<code>show network-access gx-plus</code>



NOTE: For information about how to configure Diameter Base Protocol services, see the *Junos OS Subscriber Access Configuration Guide*.

clear diameter function statistics

Syntax	clear diameter function < <i>function-name</i> > statistics
Release Information	Command introduced in Junos OS Release 9.6. Support for PTSP introduced in Junos OS Release 10.2. Support for Gx-Plus introduced in Junos OS Release 11.2.
Description	Clear current statistics accumulated for a specified function (application) or for all functions associated with the Diameter instance.
Options	<i>function-name</i> —(Optional) Clear statistics for the specified function. Currently, Gx-Plus, JSRC, and packet-triggered-subscribers are supported functions.
Required Privilege Level	clear
Related Documentation	<ul style="list-style-type: none"> • Gx-Plus for Provisioning Subscribers Overview • Juniper Networks Session and Resource Control (SRC) and JSRC Overview • PTSP Overview • show diameter on page 1613 • show diameter function on page 1619 • show diameter function statistics on page 1623
List of Sample Output	clear diameter function statistics on page 1609
Output Fields	When you enter this command, you are provided feedback on the status of your request.

Sample Output

```
clear diameter function  user@host> clear diameter function jsrc statistics
statistics
```

clear diameter peer

Syntax	clear diameter peer <i>peer-name</i> <connection statistics>
Release Information	Command introduced in Junos OS Release 9.6.
Description	Delete the specified Diameter peer and clear all statistics or only current statistics for the specified peer.
Options	<p><i>peer-name</i>—Delete the Diameter peer.</p> <p>connection—(Optional) Clear all peer statistics and restart the peer state machine for the specified Diameter peer. This is the default action.</p> <p>statistics—(Optional) Clear current statistics for the specified Diameter peer.</p>
Required Privilege Level	clear
Related Documentation	<ul style="list-style-type: none">• show diameter on page 1613• show diameter peer on page 1634• show diameter peer map on page 1638• show diameter peer statistics on page 1641
List of Sample Output	clear diameter peer on page 1610
Output Fields	When you enter this command, you are provided feedback on the status of your request.

Sample Output

clear diameter peer user@host> clear diameter peer peer5 connection

clear network-access gx-plus replay

Syntax	clear network-access gx-plus replay
Release Information	Command introduced in Junos OS Release 11.2.
Description	Clear pending Gx-Plus login and logout requests (replays). Sends JSER message to PCRF that includes the Juniper-Event-Type AVP (AVP code 2103) with a value of 3 indicating a discovery request. The PCRF returns a JDER message to initiate discovery of all subscribers. When this discovery completes, all pending subscriber requests are cleared.
Options	This command has no options.
Required Privilege Level	clear
Related Documentation	<ul style="list-style-type: none">• clear network-access gx-plus statistics on page 1612• show network-access gx-plus on page 1647
List of Sample Output	clear network-access gx-plus replay on page 1611
Output Fields	When you enter this command, you are provided feedback on the status of your request.

Sample Output

clear network-access gx-plus replay	user@host> clear network-access gx-plus replay
--	--

clear network-access gx-plus statistics

Syntax	clear network-access gx-plus statistics
Release Information	Command introduced in Junos OS Release 11.2.
Description	Clear Gx-Plus statistics.
Options	This command has no options.
Required Privilege Level	clear
Related Documentation	<ul style="list-style-type: none">• clear network-access gx-plus statistics on page 1612• show network-access gx-plus on page 1647
List of Sample Output	clear network-access gx-plus statistics on page 1612
Output Fields	When you enter this command, you are provided feedback on the status of your request.

Sample Output

clear network-access gx-plus statistics	user@host> clear network-access gx-plus statistics
--	--

show diameter

Syntax	show diameter <brief detail summary>
Release Information	Command introduced in Junos OS Release 9.6.
Description	Display information about the Diameter node.
Options	brief detail summary —(Optional) Display the specified level of output. The summary output is displayed by default and includes Diameter node status. The brief output adds summary information about functions, instances, network elements, and peers. The detail output adds summary information about routes.
Required Privilege Level	view
Related Documentation	<ul style="list-style-type: none"> • clear diameter function statistics on page 1609 • clear diameter peer on page 1610 • show diameter function on page 1619 • show diameter instance on page 1626 • show diameter network-element on page 1628 • show diameter peer on page 1634 • show diameter route on page 1645
List of Sample Output	show diameter brief on page 1616 show diameter detail on page 1617 show diameter summary on page 1617
Output Fields	Table 252 on page 1613 lists the output fields for the show diameter command. Output fields are listed in the approximate order in which they appear.

Table 252: show diameter Output Fields

Field Name	Field Description	Level of Output
Diameter process id	ID number of the Diameter process.	All levels
Functions	Number of functions associated with Diameter.	All levels
Connected functions	Number of functions with active Diameter connections.	All levels
Instances	Number of configured Diameter instances.	All levels

Table 252: show diameter Output Fields (*continued*)

Field Name	Field Description	Level of Output
Network elements (NEs)	Number of configured Diameter network elements.	All levels
Connected NEs	Number of Diameter network elements with active connections.	All levels
Peers	Number of Diameter peer nodes.	All levels
Activated peers	Number of Diameter peers with active connections.	All levels
Open peers	Number of peers in the open state, without active network element connections but available for a connection.	All levels
Transports	Number of transports configured.	All levels
Requests queued for network transmit	Number of requests waiting to be sent to the Diameter peers.	All levels
Answers queued for network transmit	Number of replies waiting to be sent to the Diameter peers.	All levels
Expected answers from network	Number of replies expected to be received from the Diameter peers.	All levels
Requests queued for function transmit	Number of requests waiting to be sent to the functions associated with Diameter.	All levels
Answers queued for function transmit	Number of replies waiting to be sent to the functions associated with Diameter.	All levels
Expected answers from functions	Number of replies expected to be received from the functions associated with Diameter.	All levels
Memory used by network transmit queues	Amount of memory consumed by network transmit queues.	All levels
Memory used by function transmit queues	Amount of memory consumed by function transmit queues.	All levels
Function	Name of the function for which information is displayed.	brief detail
State	State of the Diameter connection with the function: Connected or Disconnec (disconnected).	brief detail

Table 252: show diameter Output Fields (*continued*)

Field Name	Field Description	Level of Output
Upstream Transaction Utilization	Percent of upstream traffic used for this function.	brief detail
Downstream Transaction Utilization	Percent of downstream traffic used for this function.	brief detail
Net Queue Buffer Utilization	Percent of network transmission buffer used for this function.	brief detail
Func Queue Buffer Utilization	Percent of function transmission buffer used for this function.	brief detail
Routed Dests	Number of destinations that have this function associated with their routes.	brief detail
Name	Name of the Diameter instance.	brief detail
Origin-Realm	Value of Origin-Realm attribute-value pair (AVP).	brief detail
Origin Host	Value of Origin-Host AVP.	brief detail
NE-Total	Number of configured network elements.	brief detail
NE-Connected	Number of network elements with active Diameter connections.	brief detail
Name	Name of the Diameter network element.	brief detail
Instance	Name of the Diameter instance in which the network element is configured.	brief detail
State	State of the network element: <ul style="list-style-type: none"> • Connecting—None of the network element peers are in the open state and available for connection. • Selecting—One network element peer is connected and the network element is waiting for another peer to reach the open state so that it can be connected. • Partially-Connected—One network element peer is in the open state and connected. • Post-selection-delay—Three or more peers are in the open state and the network element is waiting to deactivate the peers in excess of two. • Fully-connected—Two network element peers are in the open state and connected. 	brief detail
Primary Peer	Primary peer for the network element, based on the configured peer priority.	brief detail
Secondary Peer	Secondary peer for the network element, based on the configured peer priority.	brief detail
Peer	Name of the peer.	brief detail

Table 252: show diameter Output Fields (*continued*)

Field Name	Field Description	Level of Output
Instance	Name of the Diameter instance in which the peer is configured.	brief detail
State	State of the peer: <ul style="list-style-type: none"> • Bad-Config—Misconfiguration. • Bad-Remote—Remote side does not conform to one of the decisions or is sending malformed messages. • Closed—Normal disconnect due to a request from the remote site or due to excessive watchdog timeouts. • Destructing—Peer to be deleted on the next timer tick. Until then, it performs no actions. • Disabled—Peer is administratively disabled. • Internal-error—Internal error has been detected and the peer is in the process of restarting. • No-Activation—Peer is not used by any Diameter network element. • Rejected—Connection was rejected by remote side of the connection. • Suspended—All other reasons to be suspended. 	brief detail
NE-Count	Number of network elements associated with the peer.	brief detail
Activated Count	Activation status of the peer: <ul style="list-style-type: none"> • 1—Peer is activated. • 0—Peer is not activated. 	brief detail
Primary Count	Status of the peer: primary (1) or secondary (0).	brief detail
Secondary Count	Status of the peer: secondary (0) or primary (1).	brief detail
Route	Name of the Diameter route.	detail
NE	Name of the Diameter network element in which the route is configured	detail
Instance	Name of the Diameter instance in which the route is configured.	detail
Valid	Determination of whether the route is valid: yes or no .	detail
Up	State of the route: yes for an active route, no for an inactive route.	detail

Sample Output

```

show diameter brief  user@host> show diameter brief

Diameter node:
  Diameter process id      :      1446
  Functions                 :         4
  Connected functions      :         2
  Instances                 :         1
  Network elements(NEs)    :         1

```

```

Connected NEs           : 0
Peers                   : 2
Activated peers         : 1
Open peers              : 0
Transports              : 1
Requests queued for network transmit : 0
Answers queued for network transmit : 0
Expected answers from network : 0
Requests queued for function transmit : 0
Answers queued for function transmit : 0
Expected answers from functions : 0
Memory used by network transmit queues : 0
Memory used by function transmit queues : 0

```

Diameter function list:

Function	State	Upstream Transaction Utilization %	Downstream Transaction Utilization %	Net Queue Buffer Utilization %	Func Queue Buffer Utilization %	Routed Dests
charging-	Disconnec	0	0	0	0	0
gx-plus	Connected	0	0	0	0	1
jsrc	Connected	0	0	0	0	0
packet-tr	Disconnec	0	0	0	0	0

Diameter instances:

Name	Origin-Realm	Origin-Host	NE-Total	NE-Connected
master	orrr	ohhh	1	0

Diameter network-elements:

Name	Instance	State	Primary Peer	Secondary Peer
n0	master	Connecting	<NONE>	<NONE>

Diameter peer list:

Peer	Instance	State	NE-Count	Activated Count	Primary Count	Secondary Count
p0	master	Suspended	1	1	0	0
p100	master	No-Activation	0	0	0	0

show diameter detail user@host> show diameter detail

...

Diameter routes:

Route	NE	Instance	Valid	Up
dne-route1	dne1	master	yes	no

show diameter summary user@host> show diameter summary

Diameter node:

```

Diameter process id      : 1446
Functions                : 4
Connected functions      : 2
Instances                : 1
Network elements(NEs)   : 1
Connected NEs           : 0
Peers                   : 2
Activated peers         : 1
Open peers              : 0
Transports              : 1
Requests queued for network transmit : 0
Answers queued for network transmit : 0
Expected answers from network : 0
Requests queued for function transmit : 0

```

```
Answers queued for function transmit      :      0
Expected answers from functions           :      0
Memory used by network transmit queues   :      0
Memory used by function transmit queues  :      0
```


show diameter function

Syntax	show diameter function <brief detail summary> <function-name>
Release Information	Command introduced in Junos OS Release 9.6. Support for PTSP introduced in Junos OS Release 10.2. Support for Gx-Plus introduced in Junos OS Release 11.2.
Description	Display information about all functions associated with Diameter instances or only the specified function.
Options	<p>brief detail summary—(Optional) Display the specified level of output. The summary output is displayed by default and includes basic function information. The brief output displays the summary information in a different format. The detail output adds information to the brief output.</p> <p>function-name—(Optional) Display information for only the specified function. Currently, Gx-Plus, JSRC, and packet-triggered-subscribers are supported functions.</p>
Required Privilege Level	view
Related Documentation	<ul style="list-style-type: none"> • clear diameter function statistics on page 1609 • show diameter on page 1613 • show diameter function statistics on page 1623
List of Sample Output	show diameter function on page 1621 show diameter function brief on page 1621 show diameter function detail on page 1621
Output Fields	Table 253 on page 1619 lists the output fields for the show diameter function command. Output fields are listed in the approximate order in which they appear.

Table 253: show diameter function Output Fields

Field Name	Field Description	Level of Output
Function name	Name of the function for which information is displayed.	All levels
State	State of the Diameter connection with the function.	All levels
Upstream transaction utilization	Percent of upstream traffic used for this function.	All levels
Downstream transaction utilization	Percent of downstream traffic used for this function.	All levels

Table 253: show diameter function Output Fields (*continued*)

Field Name	Field Description	Level of Output
Network transmit buffer utilization	Percent of network transmission buffer used for this function.	All levels
Function transmit buffer utilization	Percent of function transmission buffer used for this function.	All levels
Routed destinations	Number of destinations that have this function associated with their routes.	All levels
Requests queued for network tx	Number of requests waiting to be sent to the Diameter peers for this function.	detail
Pending answers from network	Number of replies expected from the Diameter peers for this function.	detail
Answers queued for function tx	Number of replies waiting to be sent to this function.	detail
Total upstream transactions pending	Total number of messages queued for this function.	detail
Upstream transactions limit	Total number of messages queued for this function.	detail
Requests queued for function tx	Number of requests waiting to be sent to this function.	detail
Pending answers from function	Number of replies expected to be received from this function.	detail
Answers queued for network tx	Number of replies waiting to be sent to this function.	detail
Total downstream transactions pending	Total number of messages queued for the Diameter peers.	detail
Downstream transactions limit	Maximum number of messages that can be queued for the Diameter peers.	detail
Buffers used by network tx queue	Number of buffers used by messages queued for the Diameter peers.	detail
Limit on network tx queue buffers	Maximum buffer capacity available for messages queued for the Diameter peers.	detail
Buffers used by function tx queue	Number of buffers used by messages queued for this function.	detail

Table 253: show diameter function Output Fields (*continued*)

Field Name	Field Description	Level of Output
Limit on function tx queue buffers	Maximum buffer capacity available for messages queued for this function.	detail

Sample Output

```

show diameter function user@host> show diameter function
Diameter function list:
      Upstream   Downstream   Net Queue   Func Queue   Routed
      Transaction Transaction Buffer      Buffer      Dests
      Utilization Utilization Utilization Utilization
      %           %           %           %
jsrc    Disconnec  0           0           0           0           0

show diameter function brief user@host> show diameter function brief
Diameter function:
  Function name           : gx-plus

  State                   : Connected
  Upstream transaction utilization : 0 %
  Downstream transaction utilization : 0 %
  Network transmit buffer utilization : 0 %
  Function transmit buffer utilization : 0 %
  Routed destinations      : 1

  Function name           : jsr
  State                   : Disconnected
  Upstream transaction utilization : 0 %
  Downstream transaction utilization : 0 %
  Network transmit buffer utilization : 0 %
  Function transmit buffer utilization : 0 %
  Routed destinations      : 0

show diameter function detail user@host> show diameter function detail
Diameter function:
  Function name           : jsr
  State                   : Disconnected
  Upstream transaction utilization : 0 %
  Downstream transaction utilization : 0 %
  Network transmit buffer utilization : 0 %
  Function transmit buffer utilization : 0 %
  Routed destinations      : 0
  Requests queued for network tx : 0
  Pending answers from network : 0
  Answers queued for function tx : 0
  Total upstream transactions pending : 0
  Upstream transactions limit : 1024
  Requests queued for function tx : 0
  Pending answers from function : 0
  Answers queued for network tx : 0

```

```
Total downstream transactions pending :      0
Downstream transactions limit         :    1024
Buffers used by network tx queue      :      0
Limit on network tx queue buffers     : 10485760
Buffers used by function tx queue     :      0
Limit on function tx queue buffers    : 10485760
```

show diameter function statistics

Syntax	show diameter function statistics <brief detail summary> <function-name>
Release Information	Command introduced in Junos OS Release 9.6. Support for PTSP introduced in Junos OS Release 10.2. Support for Gx-Plus introduced in Junos OS Release 11.2.
Description	Display statistics about all functions associated with Diameter instances or only the specified function.
Options	<p>brief detail summary—(Optional) Display the specified level of output. The summary output is displayed by default and includes basic function statistics. The brief output displays the summary information in a different format and adds numbers accumulated since the Diameter node was started. The detail output adds information to the brief output.</p> <p>function-name—(Optional) Display information for only the specified function. Currently, Gx-Plus, JSRC, and packet-triggered-subscribers are supported functions. When you specify a function, the brief output is displayed by default, even when you explicitly specify summary.</p>
Required Privilege Level	view
Related Documentation	<ul style="list-style-type: none"> • clear diameter function statistics on page 1609 • show diameter on page 1613 • show diameter function on page 1619
List of Sample Output	show diameter function statistics on page 1625 show diameter function statistics brief on page 1625 show diameter function statistics detail on page 1625
Output Fields	Table 254 on page 1623 lists the output fields for the show diameter function statistics command. Output fields are listed in the approximate order in which they appear.

Table 254: show diameter function statistics Output Fields

Field Name	Field Description	Level of Output
Function	Name of the function for which information is displayed.	All levels
Delivered Requests	Number of requests delivered by Diameter to the application.	All levels
Delivered Answers	Number of answers delivered by Diameter to the application.	All levels
Delivered Messages	Total number of messages delivered by Diameter to the application.	All levels

Table 254: show diameter function statistics Output Fields (*continued*)

Field Name	Field Description	Level of Output
Forwarded Requests	Number of requests sent by Diameter to the network.	All levels
Forwarded Answers	Number of answers sent by Diameter to the network.	All levels
Forwarded Messages	Number of messages sent by Diameter to the network.	All levels
Function name	Name of the function for which information is displayed.	All levels
Over-limit network requests	Number of requests sent to Diameter peers that exceeded the limit on the network transmit queue.	detail
Over-limit network answers	Number of answers sent to Diameter peers that exceeded the limit on the network transmit queue.	detail
Over-limit network messages	Total number of messages sent to Diameter peers that exceeded the limit on the network transmit queue.	detail
Failed to deliver requests	Number of requests sent by Diameter to its application that were not successfully delivered.	detail
Failed to deliver answers	Number of answers sent by Diameter to its application that were not successfully delivered.	detail
Failed to deliver messages	Total number of messages sent by Diameter to its application that were not successfully delivered.	detail
Over-limit function requests	Number of requests sent to Diameter peers that exceeded the limit on the function transmit queue.	detail
Over-limit function answers	Number of answers sent to Diameter peers that exceeded the limit on the function transmit queue.	detail
Over-limit function messages	Total number of messages sent to Diameter peers that exceeded the limit on the function transmit queue.	detail
Failed to forward requests	Number of requests that were not successfully sent by Diameter to the network.	detail
Failed to forward answers	Number of answers that were not successfully sent by Diameter to the network.	detail
Failed to forward messages	Total number of messages that were not successfully sent by Diameter to the network.	detail

Sample Output

```

show diameter      user@host> show diameter function statistics
function statistics Diameter function statistics:
                        Delivered Delivered Delivered Forwarded Forwarded Forwarded
                        Requests  Answers Messages Requests Answers Messages
jsrc                   0         0         0         0         0         0

show diameter      user@host> show diameter function statistics brief
function statistics brief Diameter function statistics:
                        Function name           : jsrcc

                        Delivered requests      :          0          0
                        Delivered answers       :          0          0
                        Delivered messages      :          0          0
                        Forwarded requests      :          0          0
                        Forwarded answers       :          0          0
                        Forwarded messages      :          0          0

show diameter      user@host> show diameter function statistics detail
function statistics Diameter function statistics:
detail              Function name           : jsrcc

                        Delivered requests      :          0          0
                        Delivered answers       :          0          0
                        Delivered messages      :          0          0
                        Forwarded requests      :          0          0
                        Forwarded answers       :          0          0
                        Forwarded messages      :          0          0
                        Over-limit network requests :          0          0
                        Over-limit network answers :          0          0
                        Over-limit network messages :          0          0
                        Failed to deliver requests :          0          0
                        Failed to deliver answers  :          0          0
                        Failed to deliver messages :          0          0
                        Over-limit function requests :          0          0
                        Over-limit function answers :          0          0
                        Over-limit function messages :          0          0
                        Failed to forward requests :          0          0
                        Failed to forward answers  :          0          0
                        Failed to forward messages :          0          0

```

show diameter instance

Syntax	show diameter instance <brief detail summary> <instance-name>
Release Information	Command introduced in Junos OS Release 9.6.
Description	Display information about all Diameter instances or only the specified instance.
Options	<p>brief detail summary—(Optional) Display the specified level of output. The summary output is displayed by default and includes basic instance information. The brief output displays the summary information in a different format. The detail output is the same as the brief output.</p> <p>instance-name—(Optional) Display information for only the specified Diameter instance.</p>
Required Privilege Level	view
Related Documentation	<ul style="list-style-type: none"> • show diameter on page 1613
List of Sample Output	show diameter instance on page 1627 show diameter instance detail on page 1627
Output Fields	Table 255 on page 1626 lists the output fields for the show diameter instance command. Output fields are listed in the approximate order in which they appear.

Table 255: show diameter instance Output Fields

Field Name	Field Description	Level of Output
name	Name of the Diameter instance.	summary
Origin-realm	Value of Origin-Realm AVP.	summary
Origin-host	Value of Origin-Host AVP.	summary
NE-total	Total number of network elements configured for this instance.	summary
NE-connected	Number of network elements with active Diameter connections.	summary
Instance name	Name of the Diameter instance.	brief detail
Origin realm	Value of Origin-Realm AVP.	brief detail
Origin host	Value of Origin-Host AVP.	brief detail
NEs	Total number of network elements configured for this instance.	brief detail

Table 255: show diameter instance Output Fields (*continued*)

Field Name	Field Description	Level of Output
Connected NEs	Number of network elements with active Diameter connections.	brief detail

Sample Output

```

show diameter instance user@host> show diameter instance
Diameter instances:
  Name      Origin-Realm  Origin-Host  NE-Total  NE-Connected
  master    rrrr         hhhh        1         1

show diameter instance detail user@host> show diameter instance detail
Diameter instance:
  Instance name : master

  Origin realm  : rrrr

  Origin host   : hhhh

  NEs           : 1
  Connected NEs : 1

```

show diameter network-element

Syntax	show diameter network-element <brief detail summary> <element-name>
Release Information	Command introduced in Junos OS Release 9.6.
Description	Display information about all Diameter network elements or only the specified network element.
Options	<p>brief detail summary—(Optional) Display the specified level of output. The summary output is displayed by default and includes basic network element information. The brief output displays the summary information in a different format. The detail output adds information to the brief output.</p> <p>element-name—(Optional) Display information for only the specified network element.</p>
Required Privilege Level	view
Related Documentation	<ul style="list-style-type: none"> • show diameter on page 1613 • show diameter function on page 1619 • show diameter network-element map on page 1631 • show diameter peer on page 1634 • show diameter route on page 1645
List of Sample Output	<p>show diameter network-element on page 1629</p> <p>show diameter network-element detail on page 1630</p>
Output Fields	Table 256 on page 1628 lists the output fields for the show diameter network-element command. Output fields are listed in the approximate order in which they appear.

Table 256: show diameter network-element Output Fields

Field Name	Field Description	Level of Output
Name	Name of the Diameter network element.	summary
Instance	Name of the Diameter instance in which the network element is configured.	summary

Table 256: show diameter network-element Output Fields (*continued*)

Field Name	Field Description	Level of Output
State	State of the network element: <ul style="list-style-type: none"> Connecting—None of the network element peers are in the open state and available for connection. Selecting—One network element peer is connected and the network element is waiting for another peer to reach the open state so that it can be connected. Partially-Connected—One network element peer is in the open state and connected. Post-selection-delay—Three or more peers are in the open state and the network element is waiting to deactivate the peers in excess of two. Fully-connected—Two network element peers are in the open state and connected. 	All levels
Primary peer	Primary peer for the network element, based on the configured peer priority.	All levels
Secondary peer	Secondary peer for the network element, based on the configured peer priority.	All levels
NE name	Name of the Diameter network element.	brief detail
Instance name	Name of the Diameter instance in which the network element is configured.	brief detail
Peers	Number of configured peers.	brief detail
Activated peers	Number of peers that have been activated.	brief detail
Open peers	Number of peers in the open state, without active network element connections but available for a connection.	brief detail
Routes	Number of routes configured for the network element.	brief detail
Invalid routes	Number of routes that are invalid because they lack one or more of the following: application and partition, Diameter instance, or destination realm.	brief detail
Activation delay	Period in milliseconds between peer activations by the network element.	brief detail
First selection delay	Period in milliseconds that the network element waited after connecting to the first peer to allow other peers to reach the open state.	brief detail
Postselection delay	Period in milliseconds that the network element waited after having two peers in the open state before deactivating all lower-priority peers.	brief detail

Sample Output

```

show diameter network-element user@host> show diameter network-element
Diameter network-elements:
      Name      Instance      State      Primary Peer      Secondary Peer

```

ne0 master Fully-connected p0 p1

```
show diameter network-element detail
user@host> show diameter network-element detail
Diameter network-element:
  NE name           : ne0
  Instance name     : master
  State              : Fully-connected
  Primary peer      : p0
  Secondary peer     : p1
  Peers              : 5
  Activated peers    : 4
  Open peers        : 2
  Routes             : 1
  Invalid routes     : 0
  Activation delay   : 10000 ms
  First selection delay : 0 ms
  Post selection delay : 30000 ms
```

show diameter network-element map

Syntax	show diameter network-element map <brief detail summary> <element-name>
Release Information	Command introduced in Junos OS Release 9.6.
Description	Display network-element-to-peer mapping information for all Diameter network elements or only the specified network element.
Options	<p>brief detail summary—(Optional) Display the specified level of output. The summary output is displayed by default. The brief output and detail output display the summary information in a different format.</p> <p>element-name—(Optional) Display information for only the specified network element.</p>
Required Privilege Level	view
Related Documentation	<ul style="list-style-type: none"> • show diameter on page 1613 • show diameter network-element on page 1628
List of Sample Output	<p>show diameter network-element map on page 1632</p> <p>show diameter network-element map detail on page 1632</p>
Output Fields	Table 257 on page 1631 lists the output fields for the show diameter network-element map command. Output fields are listed in the approximate order in which they appear.

Table 257: show diameter network-element map Output Fields

Field Name	Field Description	Level of Output
Name	Name of the Diameter network element.	summary
Instance	Name of the Diameter instance in which the network element is configured.	summary
Peer	Name of the peer.	All levels
Priority	Priority configured for the peer. A lower number indicates a higher priority.	All levels
State	State of the peer: <ul style="list-style-type: none"> • Activated—Peer has been activated (selected) by the network element. • Not-Activated—Peer has not been selected by the network element. • Primary—Peer that is connected to the network element and has the higher priority of the two connected peers. • Secondary—Peer that is connected to the network element and has the lower priority of the two connected peers. 	summary
NE name	Name of the Diameter network element.	brief detail

Table 257: show diameter network-element map Output Fields (*continued*)

Field Name	Field Description	Level of Output
Instance name	Name of the Diameter instance in which the network element is configured.	brief detail
Usage	State of the peer: <ul style="list-style-type: none"> Activated—Peer has been activated (selected) by the network element. Not-Activated—Peer has not been selected by the network element. Primary—Peer that is connected to the network element and has the higher priority of the two connected peers. Secondary—Peer that is connected to the network element and has the lower priority of the two connected peers. 	brief detail

Sample Output

```

show diameter      user@host> show diameter network-element map
network-element map

Diameter network-element peers:
  Name      Instance  Peer      Priority  State
  ne0       master    p288      30       Activated
  ne0       master    p0        20       Primary
  ne0       master    pA        15       Activated
  ne0       master    p1        10       Secondary
  ne0       master    pB        5       Not-Activated

show diameter      user@host> show diameter network-element map detail
network-element map
detail

Diameter network-element peers:
  NE name      : ne0

  Instance name : master

  Peer          : p288

  Priority       :      30
  Usage         : Activated

  NE name      : ne0

  Instance name : master

  Peer          : p0

  Priority       :      20
  Usage         : Primary

  NE name      : ne0

  Instance name : master

  Peer          : pA

  Priority       :      15
  Usage         : Activated

```

```
NE name           : ne0
Instance name     : master
Peer              : p1
Priority           :      10
Usage             : Secondary

NE name           : ne0
Instance name     : master
Peer              : pB
Priority           :      5
Usage             : Not-Activated
```

show diameter peer

Syntax	show diameter peer <brief detail summary> <peer-name>
Release Information	Command introduced in Junos OS Release 9.6.
Description	Display information about all peers associated with Diameter instances or only the specified peer.
Options	<p>brief detail summary—(Optional) Display the specified level of output. The summary output is displayed by default and includes basic peer information. The brief output displays the summary information in a different format. The detail output adds information to the brief output.</p> <p>peer-name—(Optional) Display information for only the specified peer.</p>
Required Privilege Level	view
Related Documentation	<ul style="list-style-type: none"> • clear diameter peer on page 1610 • show diameter on page 1613 • show diameter peer map on page 1638 • show diameter peer statistics on page 1641
List of Sample Output	<p>show diameter peer on page 1636</p> <p>show diameter peer detail on page 1637</p>
Output Fields	Table 258 on page 1634 lists the output fields for the show diameter peer command. Output fields are listed in the approximate order in which they appear.

Table 258: show diameter peer Output Fields

Field Name	Field Description	Level of Output
Peer	Name of the peer.	brief summary
Instance	Name of the Diameter instance in which the peer is configured.	brief summary

Table 258: show diameter peer Output Fields (*continued*)

Field Name	Field Description	Level of Output
State	State of the peer: <ul style="list-style-type: none"> • Bad-Config—Misconfiguration. • Bad-Remote—Remote side does not conform to one of the decisions or is sending malformed messages. • Closed—Normal disconnect due to a request from the remote site or due to excessive watchdog timeouts. • Destructing—Peer to be deleted on the next timer tick; until then, it performs no actions. • Disabled—Peer is administratively disabled. • Internal-error—Internal error has been detected and the peer is in the process of restarting. • No-Activation—Peer is not used by any Diameter network element. • Rejected—Connection was rejected by remote side of the connection. • Reopen—Connection has been unexpectedly closed and Diameter is attempting to reopen the connection. • Suspended—All other reasons to be suspended. 	All levels
NE-Count	Number of network elements associated with the peer.	brief summary
Activated Count	Activation status of the peer: <ul style="list-style-type: none"> • 1—Peer is activated. • 0—Peer is not activated. 	All levels
Primary Count	Status of the peer, primary (1) or secondary (0).	All levels
Secondary Count	Secondary (0) versus Primary (1) status of the peer.	All levels
Peer name	Name of the peer.	detail
NEs	Number of network elements associated with the peer.	detail
Vrf	Logical system:routing instance of the configuration.	detail
Remote address	Remote IP address of the peer.	detail
Remote port	Remote port on the peer on which the connection is made.	detail
Remote end origin realm	Name of the realm of the Diameter node that originates messages to the peer.	detail
Remote end origin host	Name of the host of the Diameter node that originates messages to the peer.	detail
Local address	Local IP address on the Diameter origin node.	detail
Local port	Local port on the Diameter origin node.	detail

Table 258: show diameter peer Output Fields (*continued*)

Field Name	Field Description	Level of Output
Local transport	Number of transports configured.	detail
Time since last enable	Period since peer was enabled in <i>hh:mm:ss</i> format.	detail
In state time	Period that peer has been in present state in <i>hh:mm:ss</i> format.	detail
Remaining in state time	Period that peer will remain in present state in <i>hh:mm:ss</i> format.	detail
Missing wd events	Number of missed watchdog events.	detail
Tx queue length	Number of messages in the transmit queue.	detail
Answer waiting count	Number of answers on which the peer is waiting.	detail
Time since last rx	Number of milliseconds since the last message was received by the peer.	detail
Time until wd timeout	Time remaining until next watchdog event.	detail
Operation timeout	Watchdog timeout period.	detail
Suspended timeout base	Base timeout period in suspended states (suspended, rejected, bad-remonte, bad-config). This timeout doubles after each consecutive suspension, until the maximum value of 600 seconds is reached.	detail
Closed timeout	Timeout period in normal closed state, such as when an external peer requested a disconnect.	detail
Connection timeout	Timeout period for establishing a connection.	detail

Sample Output

```
show diameter peer user@host> show diameter peer
```

```
Diameter peer list:
```

Peer	Instance	State	NE-Count	Activated Count	Primary Count	Secondary Count
p0	master	I-Open	1	1	1	0
p1	master	I-Open	1	1	0	1
p288	master	Suspended	1	1	0	0
pA	master	Suspended	1	1	0	0
pB	master	No-Activation	1	0	0	0
pc	master	No-Activation	0	0	0	0
pd	master	No-Activation	0	0	0	0

```
show diameter peer detail user@host> show diameter peer detail
detail
```

```
Diameter peer:
Peer name       : p0
State           : I-Open
NEs             : 1
Activated count : 1
Primary count   : 1
Secondary count : 0
Vrf             : default:master
Remote address  : 10.10.5.28
Remote port     : 62917
Remote end origin realm : rrrrA
Remote end origin host : hhhhA
Local address   : 10.6.128.155
Local port      : 57095
Local transport : <NO-TRANSPORT>
Time since last enable : 08:56.200
In state time   : 08:56.200
Remaining in state time : no limit
Missed wd events : 0
Tx queue length : 0
Answer waiting count : 0
Time since last rx : 2200 ms
Time until wd timeout : 3800 ms
Operation timeout : 6000 ms
Suspended timeout base : 30000 ms
Closed timeout   : 30000 ms
Connection timeout : 6000 ms

Peer name       : p1
State           : I-Open
NEs             : 1
Activated count : 1
Primary count   : 0
Secondary count : 1
Vrf             : default:master
Remote address  : 10.10.5.28
Remote port     : 58490
Remote end origin realm : rrrrA
Remote end origin host : hhhhB
Local address   : 10.6.128.155
Local port      : 49293
Local transport : <NO-TRANSPORT>
Time since last enable : 08:56.200
In state time   : 08:36.000
Remaining in state time : no limit
Missed wd events : 0
Tx queue length : 0
Answer waiting count : 0
Time since last rx : 0 ms
Time until wd timeout : 6000 ms
Operation timeout : 6000 ms
Suspended timeout base : 30000 ms
Closed timeout   : 30000 ms
Connection timeout : 6000 ms
```

show diameter peer map

Syntax	show diameter peer map <brief detail summary> <peer-name>
Release Information	Command introduced in Junos OS Release 9.6.
Description	Display peer-to-network-element mapping information for all peers associated with Diameter instances or with the specified peer.
Options	<p>brief detail summary—(Optional) Display the specified level of output. The summary output is displayed by default and includes basic peer information. The brief output displays the summary information in a different format. The detail output adds information to the brief output.</p> <p>peer-name—(Optional) Display mapping information for only the specified peer.</p>
Required Privilege Level	view
Related Documentation	<ul style="list-style-type: none"> • clear diameter peer on page 1610 • show diameter on page 1613 • show diameter peer on page 1634 • show diameter peer statistics on page 1641
List of Sample Output	<p>show diameter peer map on page 1639</p> <p>show diameter peer map detail on page 1639</p>
Output Fields	Table 259 on page 1638 lists the output fields for the show diameter peer map command. Output fields are listed in the approximate order in which they appear.

Table 259: show diameter peer map Output Fields

Field Name	Field Description	Level of Output
Peer	Name of the peer.	All levels
Instance	Name of the Diameter instance in which the network element is configured.	All levels
NE	Name of the Diameter network element.	All levels
Priority	Priority configured for the peer. A lower number indicates a higher priority.	All levels

Table 259: show diameter peer map Output Fields (*continued*)

Field Name	Field Description	Level of Output
State	State of the peer: <ul style="list-style-type: none"> Activated—Peer has been activated (selected) by the network element. Not-Activated—Peer has not been selected by the network element. Primary—Peer that is connected to the network element and has the higher priority of the two connected peers. Secondary—Peer that is connected to the network element and has the lower priority of the two connected peers. 	All levels
Instance name	Name of the Diameter instance in which the network element is configured.	brief detail
NE name	Name of the Diameter network element.	brief detail
Usage	Role of the peer for the network element, Primary or Secondary .	brief detail

Sample Output

show diameter peer map user@host> show diameter peer map

Diameter peer usage by network elements:

Peer	Instance	NE	Priority	State
p0	master	ne0	20	Primary
p1	master	ne0	10	Secondary
p288	master	ne0	30	Activated
pA	master	ne0	15	Activated
pB	master	ne0	5	Not-Activated

show diameter peer map detail user@host> show diameter peer map detail

Diameter network-element peers:

```

Peer                : p0

Instance name       : master

NE name             : ne0

Priority             :      20
Usage                : Primary

Peer                : p1

Instance name       : master

NE name             : ne0

Priority             :      10
Usage                : Secondary

Peer                : p288

Instance name       : master

```

```
NE name          : ne0
Priority          :      30
Usage            : Activated
Peer             : pA
Instance name    : master
NE name          : ne0
Priority          :      15
Usage            : Activated
Peer             : pB
Instance name    : master
NE name          : ne0
Priority          :       5
Usage            : Not-Activated
```

show diameter peer statistics

Syntax	show diameter peer statistics <brief detail summary> <peer-name>
Release Information	Command introduced in Junos OS Release 9.6.
Description	Display statistics about all peers associated with Diameter instances or only the specified peer.
Options	<p>brief detail summary—(Optional) Display the specified level of output. The summary output is displayed by default and includes basic function statistics. The brief output displays the summary information in a different format and adds numbers accumulated since the peer was connected. The detail output adds information to the brief output.</p> <p>peer-name—(Optional) Display information for only the specified peer. When you specify a peer, the brief output is displayed by default, even when you explicitly specify summary.</p>
Required Privilege Level	view
Related Documentation	<ul style="list-style-type: none"> • clear diameter peer on page 1610 • show diameter on page 1613 • show diameter peer on page 1634 • show diameter peer map on page 1638
List of Sample Output	show diameter peer statistics on page 1642 show diameter peer statistics detail on page 1642
Output Fields	Table 260 on page 1641 lists the output fields for the show diameter peer statistics command. Output fields are listed in the approximate order in which they appear.

Table 260: show diameter peer statistics Output Fields

Field Name	Field Description	Level of Output
Peer	Name of the peer.	summary brief
Instance	Name of the Diameter instance in which the network element is configured.	summary brief
Rx	Total number of messages received.	summary brief
Rx-Peer	Number of messages received by the peer.	summary brief
Rx-node	Number of messages received by the Diameter node.	summary brief

Table 260: show diameter peer statistics Output Fields (*continued*)

Field Name	Field Description	Level of Output
Forw	Total number of forwarded messages.	summary brief
Tx-Peer	Number of messages transmitted by the peer.	summary brief
Tx	Total number of transmitted messages.	summary brief
Peer name	Name of the peer.	detail
Instance name	Name of the Diameter instance in which the network element is configured.	detail

Sample Output

show diameter peer statistics user@host> show diameter peer statistics

```
Diameter peer statistics:
Peer      Instance  Rx      Rx-Peer  Rx-Node  Forw     Tx-Peer  Tx
-----
p0        master    113     113      0        0        113
113
p1        master    110     110      0        0        110
110
p288      master    0        0        0        0        0
0
pA        master    0        0        0        0        0
0
pB        master    0        0        0        0        0
0
pc        master    0        0        0        0        0
0
pd        master    0        0        0        0        0
0
```

show diameter peer statistics detail user@host> show diameter peer statistics detail

```
Diameter peer statistics:
Peer name      : p0
Instance name  : master
Current       Since last enable
Rx errors      : 0          0
Rx messages    : 114        114
Rx handled by peer : 114        114
Rx dropped msgs : 0          0
Rx unmatched answers : 0          0
Rx answers     : 0          0
Rx requests    : 0          0
Rx total       : 0          0
Forw to connection : 0          0
Forw to peer     : 0          0
Forw to routed dest : 0          0
Total forwarding  : 0          0
Forwarding failures : 0          0
```


Forwarding success	:	0	0
Moved-in messages	:	0	0
Moved-out messages	:	0	0
Rerouted messages	:	0	0
Dropped tx messages	:	0	0
Tx by peer	:	114	114
Tx errors	:	0	0
Tx total	:	114	114
Connection attempts	:	0	1
Connection fails	:	0	0
Connections	:	0	1
Passive terminations	:	0	0
Active terminations	:	0	0
Passive disconnects	:	0	0
Active disconnects	:	0	0
Rx block requests	:	0	0
Rx block timeoutss	:	0	0
Connection management messages			
		Rx current	Rx since last enable
			Tx current
			Tx since last enable
CER	:	0	0
CEA	:	1	1
DWR	:	0	0
DWA	:	113	113
DPR	:	0	0
DPA	:	0	0
Peer name : p1			
Instance name : master			
		Current	Since last enable
Rx errors	:	0	0
Rx messages	:	110	110
Rx handled by peer	:	110	110
Rx dropped msgs	:	0	0
Rx unmatched answers	:	0	0
Rx answers	:	0	0
Rx requests	:	0	0
Rx total	:	0	0
Forw to connection	:	0	0
Forw to peer	:	0	0
Forw to routed dest	:	0	0
Total forwarding	:	0	0
Forwarding failures	:	0	0
Forwarding success	:	0	0
Moved-in messages	:	0	0
Moved-out messages	:	0	0
Rerouted messages	:	0	0
Dropped tx messages	:	0	0
Tx by peer	:	110	110
Tx errors	:	0	0
Tx total	:	110	110
Connection attempts	:	0	1
Connection fails	:	0	0
Connections	:	0	1
Passive terminations	:	0	0
Active terminations	:	0	0
Passive disconnects	:	0	0
Active disconnects	:	0	0
Rx block requests	:	0	0
Rx block timeoutss	:	0	0

Connection management messages

		Rx current	Rx since last enable	Tx current	Tx since last enable
CER	:	0	0	1	1
CEA	:	1	1	0	0
DWR	:	0	0	109	109
DWA	:	109	109	0	0
DPR	:	0	0	0	0
DPA	:	0	0	0	0

show diameter route

Syntax	show diameter route <brief detail summary> <route-name>
Release Information	Command introduced in Junos OS Release 9.6.
Description	Display information about all routes associated with Diameter instances or only the specified route.
Options	<p>brief detail summary—(Optional) Display the specified level of output. The summary output is displayed by default and includes basic function information. The brief output displays the summary information in a different format. The detail output adds information to the brief output.</p> <p>route-name—(Optional) Display information for only the specified route.</p>
Required Privilege Level	view
Related Documentation	<ul style="list-style-type: none"> • show diameter on page 1613 • show diameter network-element on page 1628
List of Sample Output	<p>show diameter route on page 1646</p> <p>show diameter route detail on page 1646</p>
Output Fields	Table 261 on page 1645 lists the output fields for the show diameter route command. Output fields are listed in the approximate order in which they appear.

Table 261: show diameter route Output Fields

Field Name	Field Description	Level of Output
Route	Name of the route.	summary brief
NE	Name of the network element associated with the route.	summary brief
Instance	Name of the Diameter instance in which the route is configured.	summary brief
NE name	Name of the network element associated with the route.	brief detail
Instance name	Name of the Diameter instance in which the route is configured.	brief detail
Valid	Determination whether the route is valid, yes or no .	All levels
Up	State of the route, yes (up) or no (down).	All levels
Function	Name of the function associated with the route.	brief detail

Table 261: show diameter route Output Fields (*continued*)

Field Name	Field Description	Level of Output
Partition	Partition associated with the function.	brief detail
Dest-realm	Destination realm configured for the route.	brief detail
Dest-host	Destination hostname configured for the route.	brief detail
Metric	Metric associated with the destination and function to create the route.	brief detail
Score	Value that represents how a route is configured. The basic score is 0. Points are added according to the following scheme: <ul style="list-style-type: none"> • Function is specified—Add 3. • Function partition is specified—Add 1. • Destination realm is specified—Add 1. • Destination host is specified—Add 1. 	brief detail

Sample Output

show diameter route user@host> **show diameter route**

```
Diameter routes:
Route      NE      Instance  Valid Up
rA         ne0     master    yes  yes
```

show diameter route detail user@host> **show diameter route detail**

```
Diameter route:
Route name      : rA
NE name         : ne0
Instance name   : master
Valid           : yes
Up              : yes
Function        : jsrc
Partition       : jsrc-a
Dest-realm      : outer-realm
Dest-host       : outer-host
Metric          :      50
Score           :      6
```

show network-access gx-plus

Syntax	show network-access gx-plus <state statistics sync-state>
Release Information	Command introduced in Junos OS Release 11.2.
Description	Display Gx-Plus provisioning state, synchronization state, and statistics information.
Options	state —(Optional) Display Gx-Plus provisioning state. statistics —(Optional) Display Gx-Plus statistics. sync-state —(Optional) Display Gx-Plus synchronization state.
Required Privilege Level	view
Related Documentation	<ul style="list-style-type: none"> • clear network-access gx-plus replay on page 1611 • clear network-access gx-plus statistics on page 1612
List of Sample Output	show network-access gx-plus state on page 1648 show network-access gx-plus statistics on page 1648 show network-access gx-plus sync-state on page 1648
Output Fields	Table 262 on page 1647 lists the output fields for the show network-access gx-plus command. Output fields are listed in the approximate order in which they appear.

Table 262: show network-access gx-plus Output Fields

Field Name	Field Description
Gx-plus state	State of the Gx-Plus application, including the following: <ul style="list-style-type: none"> • Engine created • Partition configured • Configuration active • Diameter interface configured • Total number of entries—Number of provisioned, pending, and terminating subscribers. • Number of pending entries—Number of pending subscribers. • Number of pending logouts—Number of subscribers logging out.
Sync-Event	Type of synchronization event.
Timeout	Number of times notification sent without response.
Gx-plus general counters	Number and state of general events.
Gx-plus sync-event counters	Number and state of synchronization events.

Sample Output

```
show network-access user@host> show network-access gx-plus state
gx-plus state
  Engine created           : yes
  Partition configured    : yes
  Configuration active     : yes
  Diameter interface configured : yes
  Total number of entries  : 0
  Number of pending entries : 0
  Number of pending logouts : 0
```



```
show network-access user@host> show network-access gx-plus statistics
gx-plus statistics
Gx-plus general counters:
  Counter                               Value
  engine created                        1
  initial config: active                1
  recovery: process restart             1
  diameter-app initial config: success  1

Gx-plus sync-event counters:
  Category      Counter      Value
  warm-boot     activated    1

  warm-boot     posted       1
  warm-boot     response     1
  awd           posted      12
  awd           response     12
```



```
show network-access user@host> show network-access gx-plus sync-state
gx-plus sync-state
Gx-plus sync-events:
  Sync-Event      Timeout
  cold-boot       6100
```

Distributed Denial-of-Service Protection Operational Mode Commands

Table 263 on page 1649 summarizes the command-line interface (CLI) commands you can use to monitor and troubleshoot the distributed denial-of-service (DDoS) protection feature. Commands are listed in alphabetical order.

Table 263: DDoS Protection Operational Mode Commands

Task	Command
Clear current DDoS protection statistics or violation states.	<code>clear ddos-protection protocols</code>
Display DDoS protection configuration information and statistics.	<code>show ddos-protection protocols</code>
Display DDoS protection configuration information.	<code>show ddos-protection protocols parameters</code>
Display traffic statistics and DDoS policer violation statistics.	<code>show ddos-protection protocols statistics</code>
Display the number of DDoS policer violations.	<code>show ddos-protection protocols violations</code>
Display DDoS protection global statistics for bandwidth violations.	<code>show ddos-protection statistics</code>
Display the DDoS protection version.	<code>show ddos-protection version</code>



NOTE: For information about how to configure DDoS protection parameters, see the *Junos OS DDoS Protection Configuration Guide*.

clear ddos-protection protocols

Syntax	<code>clear ddos-protection protocols</code> <code><protocol-group <packet-type>> (states statistics)</code>
Release Information	Command introduced in Junos OS Release 11.2.
Description	Clear current DDoS protection statistics or violation states for all packet types in all protocol groups, for all packet types in a particular protocol group, or for a particular packet type in a particular protocol group.
Options	<p><i>protocol-group</i>—(Optional) Protocol group that is cleared.</p> <p><i>packet-type</i>—(Optional) Packet type in a particular protocol group that is cleared.</p> <p>states—Clear DDoS protection violation states for a packet type, for a protocol group, or for all protocol groups.</p> <p>statistics—Clear DDoS protection statistics such as packet counts and rates for a packet type, for a protocol group, or for all protocol groups.</p>
Required Privilege Level	clear
Related Documentation	<ul style="list-style-type: none">• show ddos-protection protocols on page 1651• show ddos-protection statistics on page 1682• show ddos-protection version on page 1683
List of Sample Output	clear ddos-protection protocols on page 1650
Output Fields	When you enter this command, you are provided feedback on the status of your request.

Sample Output

```
clear ddos-protection protocols  user@host> clear ddos-protection protocols dhcpv4 bootp states
```


show ddos-protection protocols

Syntax	<code>show ddos-protection protocols <protocol-group (aggregate packet-type)></code>
Release Information	Command introduced in Junos OS Release 11.2.
Description	Display DDoS protection configuration and statistics for protocol groups or individual packet types.
Options	<p>none—Display information for all packet types in all protocol groups.</p> <p>aggregate—(Optional) Display DDoS protection information for the aggregate policer. The aggregate option is available for all protocol groups.</p> <p>protocol-group—(Optional) Display DDoS protection information for one of the following protocol groups:</p> <ul style="list-style-type: none"> • anyp—ANCP traffic. • anypv6—ANCPv6 traffic. • arp—ARP traffic. • atm—ATM traffic. • bfd—BFD traffic. • bfdv6—BFDv6 traffic. • bgp—BGP traffic. • bgpv6—BGPv6 traffic. • control—Control traffic. • demux-autosense—Demux autosensing traffic. • dhcipv4—DHCPv4 traffic. • dhcipv6—DHCPv6 traffic. • diameter—Diameter and Gx-Plus traffic. • dns—DNS traffic. • dtcp—DTCP traffic. • dynamic-vlan—Dynamic VLAN exception traffic. • egpv6—EGPv6 traffic. • eoam—EOAM traffic. • esmc—ESMC traffic. • firewall-host—Firewall send-to-host traffic. • ftp—FTP traffic. • ftpv6—FTPv6 traffic.

- **gre**—GRE traffic.
- **icmp**—ICMP traffic.
- **igmp**—IGMP traffic
- **igmp-snoop**—Control traffic for IGMP snooping.
- **igmpv4v6**—IGMP v4/v6 traffic.
- **igmpv6**—IGMPv6 traffic.
- **ip-fragments**—IP fragments traffic.
- **ip-options**—IP traffic with IP packet header options.
- **ipv4-unclassified**—Unclassified IPv4 host-bound traffic.
- **ipv6-unclassified**—Unclassified IPv6 host-bound traffic.
- **isis**—IS-IS traffic.
- **jfm**—JFM traffic.
- **l2tp**—L2TP traffic.
- **lACP**—LACP traffic.
- **ldp**—LDP traffic.
- **ldpv6**—LDPv6 traffic.
- **lldp**—LLDP traffic.
- **lmp**—LMP traffic.
- **lmpv6**—LMPv6 traffic.
- **mac-host**—Layer 2 MAC send-to-host traffic.
- **mlp**—MLP traffic.
- **msdp**—MSDP traffic.
- **msdpv6**—MSDPv6 traffic.
- **multicast-copy**—Host copy traffic due to multicast routing.
- **mvrp**—MVRP traffic.
- **ntp**—NTP traffic.
- **oam-lfm**—OAM-LFM traffic.
- **ospf**—OSPF traffic.
- **ospfv3v6**—OSPFv3/IPv6 traffic.
- **pfe-alive**—Packet Forwarding Engine keepalive traffic
- **pim**—PIM traffic.
- **pmvrp**—PMVRP traffic.
- **pos**—POS traffic.

- **ppp**—PPP traffic.
- **pppoe**—PPPoE traffic.
- **ptp**—PTP traffic.
- **pvstp**—PVSTP traffic.
- **radius**—RADIUS traffic.
- **redirect**—Traffic that triggers ICMP redirects.
- **reject**—Packets rejected by a next-hop forwarding decision.
- **rip**—RIP traffic.
- **ripv6**—RIPv6 traffic.
- **rsvp**—RSVP traffic.
- **rsvpv6**—RSVPv6 traffic.
- **services**—Service traffic.
- **snmp**—SNMP traffic.
- **snmpv6**—SNMPv6 traffic.
- **ssh**—SSH traffic.
- **sshv6**—SSHv6 traffic.
- **stp**—STP traffic.
- **tacacs**—TACACS traffic.
- **tcp-flags**—Traffic with TCP flags.
- **telnet**—TELNET traffic.
- **telnetv6**—TELNETv6 traffic.
- **ttl**—TTL traffic.
- **tunnel-fragment**—Tunnel fragments traffic.
- **virtual-chassis**—Virtual chassis traffic.
- **vrrp**—VRRP traffic.
- **vrrpv6**—VRRPv6 traffic.

packet-type—(Optional) Display DDoS protection information for the specified packet type in the protocol group. The available packet types vary by protocol group. Only an aggregate policer is available for protocol groups that are not in the following list:

- **dhcipv4**—The following packet types are available for DHCPv4 traffic:
 - **ack**—DHCPACK packets.
 - **bad-packets**—DHCPv4 packets with bad formats.
 - **bootp**—DHCPBOOTP packets.

- **decline**—DHCPDECLINE packets.
- **discover**—DHCDISCOVER packets.
- **force-renew**—DHCPFORCERENEW packets.
- **inform**—DHCPINFORM packets.
- **lease-active**—DHCPLEASEACTIVE packets.
- **lease-query**—DHCPLEASEQUERY packets.
- **lease-unassigned**—DHCPLEASEUNASSIGNED packets.
- **lease-unknown**—DHCPLEASEUNKNOWN packets.
- **nak**—DHCPNAK packets.
- **no-message-type**—DHCP packets that are missing the message type..
- **offer**—DHCOFFER packets.
- **release**—DHCPACK packets.
- **renew**—DHCPRENEW packets.
- **request**—DHCPREQUEST packets.
- **unclassified**— All unclassified packets in the protocol group.
- **dhcpv6**—The following packet types are available for DHCPv6 traffic:
 - **advertise**—ADVERTISE packets.
 - **confirm**—CONFIRM packets.
 - **decline**—DECLINE packets.
 - **information-request**—INFORMATION-REQUEST packets.
 - **leasequery**—LEASEQUERY packets.
 - **leasequery-data**—LEASEQUERY-DATA packets.
 - **leasequery-done**—LEASEQUERY-DONE packets.
 - **leasequery-reply**—LEASEQUERY-REPLY packets.
 - **rebind**—REBIND packets.
 - **reconfigure**—RECONFIGURE packets.
 - **relay-forward**—RELAY-FORWARD packets.
 - **relay-reply**—RELAY-REPLY packets.
 - **release**—RELEASE packets.

- **renew**—RENEW packets.
- **reply**—REPLY packets.
- **request**—REQUEST packets.
- **solicit**—SOLICIT packets.
- **unclassified**— All unclassified packets in the protocol group.
- **ip-fragments**—The following packet types are available for IP fragments:
 - **first-fragment**—First IP fragment.
 - **trail-fragment**—Last IP fragment.
- **ip-options**—The following packet types are available for IP option traffic:
 - **router-alert**—Router alert options packets.
 - **unclassified**— All unclassified packets in the protocol group.
- **ipv4-unclassified**— All unclassified host-bound IPv4 traffic.
- **ipv6-unclassified**— All unclassified host-bound IPv6 traffic.
- **mlp**—The following MLP packet types are available:
 - **aging-exception**—MLP aging exception packets.
 - **packets**—MLP packets.
 - **unclassified**— All unclassified packets in the protocol group.
- **ppp**—The following PPP packet types are available:
 - **authentication**—PPP authentication protocol packets.
 - **ipcp**—IP Control Protocol packets.
 - **ipv6cp**—IPv6 Control Protocol packets.
 - **isis**—IS-IS packets.
 - **lcp**—Link Control Protocol packets.
 - **mplscp**—MPLS Control Protocol packets.
 - **unclassified**— All unclassified packets in the protocol group.
- **pppoe**—The following PPPoE packet types are available:
 - **padi**—PADI packets.
 - **padm**—PADM packets.
 - **padn**—PADN packets.
 - **pado**—PADO packets.

- **padr**—PADR packets.
- **pads**—PADS packets.
- **padt**—PADT packets.
- **radius**—The following RADIUS packet types are available:
 - **accounting**—RADIUS accounting packets.
 - **authorization**—RADIUS authorization packets.
 - **server**—RADIUS server traffic.
 - **unclassified**— All unclassified packets in the protocol group.
- **tcp-flags**—The following TCP-flagged packet types are available:
 - **established**—TCP ACK and RST connection packets.
 - **initial**—TCP SYN and SYN ACK packets.
- **virtual-chassis**—The following packet types are available for virtual chassis packets:
 - **control-low**—Low-priority control packets.
 - **control-high**—High-priority control packets.
 - **unclassified**— All unclassified packets in the protocol group.
 - **vc-packets**—All exception packets on the virtual chassis link.
 - **vc-ttl-errors**—Virtual chassis TTL error packets.

Required Privilege Level view

Related Documentation

- [clear ddos-protection protocols on page 1650](#)
- [show ddos-protection protocols parameters on page 1663](#)
- [show ddos-protection protocols statistics on page 1670](#)
- [show ddos-protection protocols violations on page 1680](#)

List of Sample Output [show ddos-protection protocols on page 1659](#)
[show ddos-protection protocols pppoe padr on page 1661](#)

Output Fields [Table 264 on page 1656](#) lists the output fields for the **show ddos-protection protocols** command. Output fields are listed in the approximate order in which they appear.

Table 264: show ddos-protection protocols Output Fields

Field Name	Field Description
Protocol Group	Name of protocol group.

Table 264: show ddos-protection protocols Output Fields (*continued*)

Field Name	Field Description
Packet type	Name of packet type in protocol group.
Bandwidth	Bandwidth policer value; number of packets per second that is allowed before a violation is declared.
Burst	Burst policer value; the maximum number of packets that is allowed in a burst before a violation is declared.
Priority	Priority of the packet type in the event of traffic congestion: low , medium , or high . Lower priority packets can be dropped when insufficient bandwidth is available.
Recover time	Time that must pass since the last violation before the traffic flow is considered to have recovered from the attack. A notification is generated when the timer expires.
Enabled	State of the policer, enabled (Yes), disabled (No), or partially disabled (Partial); Partial indicates that only some of the policer instances are disabled for the policer.
Bypass aggregate	State of the bypass aggregate configuration: <ul style="list-style-type: none"> • Yes—The aggregate policer is bypassed. • No—The aggregate policer is enforced. This field appears only for individual policers.
System-wide information	The following information collected for the router: <ul style="list-style-type: none"> • A message indicates whether the policer has been violated • No. of FPCs currently receiving excess traffic—Number of cards that are currently in violation of a policer • No. of FPCs that have received excess traffic—Number of cards that have at some point been in violation of a policer • Violation first detected at—Timestamp of the first violation • Violation last seen at—Timestamp of the last observed violation • Duration of violation—Length of the violation • Number of violations—Number of times the violation has occurred • Received—Number of packets received at all card slots and the Routing Engine • Dropped—Number of packets dropped regardless of where they were dropped • Arrival rate—Current traffic rate for packets arriving from all cards and at the Routing Engine • Max arrival rate—Highest traffic rate for packets arriving from all cards and at the Routing Engine

Table 264: show ddos-protection protocols Output Fields (*continued*)

Field Name	Field Description
Routing Engine information	<p>The following information collected for the Routing Engine:</p> <ul style="list-style-type: none"> • Bandwidth—Maximum number of packets per second that is allowed • Burst—Maximum number of packets that is allowed in a burst • A message indicates the State of the policer, enabled (Yes) or disabled (No) • A message indicates whether the policer has been violated; the policer might be passed at the individual cards, but the combined rate of packets arriving at the Routing Engine can exceed the configured policer value • Violation first detected at—Timestamp of the first violation • Violation last seen at—Timestamp of the last observed violation • Duration of violation—Length of the violation • Number of violations—Number of times the violation has occurred • Received—Number of packets received at the Routing Engine from all cards • Dropped—Number of packets dropped at the Routing Engine; includes packets dropped by the aggregate policer and by individual protocol policers • Arrival rate—Current traffic rate for packets arriving at the Routing Engine from all cards • Max arrival rate—Highest traffic rate for packets arriving at the Routing Engine from all cards • Dropped by aggregate policer—Number of packets dropped by the aggregate policer • Dropped by individual policers—Number of packets dropped by individual policer
FPC slot information	<p>The following information collected for the card in the indicated slot:</p> <ul style="list-style-type: none"> • Bandwidth—Bandwidth scaling percentage and the number of packets per second that is allowed before a violation is declared • Burst—Burst scaling percentage and the maximum number of packets that is allowed in a burst before a violation is declared • A message indicates whether the policer has been violated • Violation first detected at—Timestamp of the first violation • Violation last seen at—Timestamp of the last observed violation • Duration of violation—Length of the violation • Number of violations—Number of times the violation has occurred • Received—Number of packets received on the line card • Dropped—Number of packets dropped at the line card; includes packets dropped by the aggregate policer and by individual protocol policers • Arrival rate—Current traffic rate for packets arriving at the line card • Max arrival rate—Highest traffic rate for packets arriving at the line card • Dropped by this policer—Number of packets dropped by the individual policer • Dropped by aggregate policer—Number of packets dropped by the aggregate policer

Table 264: show ddos-protection protocols Output Fields (*continued*)

Field Name	Field Description
Bypass aggr.	<p>State of the bypass aggregate configuration:</p> <ul style="list-style-type: none"> • Yes—The aggregate policer configuration is bypassed. • No—The aggregate policer configuration is enforced. <p>Dashes indicate that the bypass aggregate configuration is not available; this is possible only for aggregate policers.</p>
FPC Mod	<p>Indicates whether configuration has changed from the default for any line cards.</p> <ul style="list-style-type: none"> • No—The default configuration has not changed from the default for the packet type. • Yes—The default configuration has changed from the default for the packet type

Sample Output

```

show ddos-protection protocols  user@host> show ddos-protection protocols
                                Protocol Group: IPv4-Unclassified

                                Packet type: aggregate (Aggregate for unclassified host-bound IPv4 traffic)
                                Aggregate policer configuration:
                                Bandwidth:      20000 pps
                                Burst:         20000 packets
                                Priority:       medium
                                Recover time:   300 seconds
                                Enabled:       Partial
                                System-wide information:
                                Aggregate bandwidth is never violated
                                Received: 0           Arrival rate: 0 pps
                                Dropped: 0           Max arrival rate: 0 pps
                                Routing Engine information:
                                Bandwidth: 2000 pps, Burst: 2000 packets, enabled
                                Aggregate policer is never violated
                                Received: 0           Arrival rate: 0 pps
                                Dropped: 0           Max arrival rate: 0 pps
                                Dropped by individual policers: 0
                                FPC slot 1 information:
                                Bandwidth: 100% (20000 pps), Burst: 100% (20000 packets), enabled
                                Aggregate policer is never violated
                                Received: 0           Arrival rate: 0 pps
                                Dropped: 0           Max arrival rate: 0 pps
                                Dropped by individual policers: 0

                                Protocol Group: IPv6-Unclassified

                                Packet type: aggregate (Aggregate for unclassified host-bound IPv6 traffic)
                                Aggregate policer configuration:
                                Bandwidth:      20000 pps
                                Burst:         20000 packets
                                Priority:       medium
                                Recover time:   300 seconds
                                Enabled:       Yes

```

```

System-wide information:
Aggregate bandwidth is never violated
Received: 0                      Arrival rate: 0 pps
Dropped: 0                      Max arrival rate: 0 pps
Routing Engine information:
Aggregate policer is never violated
Received: 0                      Arrival rate: 0 pps
Dropped: 0                      Max arrival rate: 0 pps
Dropped by individual policers: 0
FPC slot 1 information:
Bandwidth: 100% (20000 pps), Burst: 100% (20000 packets), enabled
Aggregate policer is never violated
Received: 0                      Arrival rate: 0 pps
Dropped: 0                      Max arrival rate: 0 pps
Dropped by individual policers: 0

...

Protocol Group: PPPoE

Packet type: aggregate (Aggregate for all PPPoE control traffic)
Aggregate policer configuration:
Bandwidth: 2000 pps
Burst: 2000 packets
Priority: medium
Recover time: 300 seconds
Enabled: Yes
System-wide information:
Aggregate bandwidth is never violated
Received: 23398498              Arrival rate: 4000 pps
Dropped: 0                     Max arrival rate: 4002 pps
Routing Engine information:
Aggregate policer is never violated
Received: 5853755              Arrival rate: 1002 pps
Dropped: 0                     Max arrival rate: 1009 pps
Dropped by individual policers: 0
FPC slot 1 information:
Bandwidth: 100% (2000 pps), Burst: 100% (2000 packets), enabled
Aggregate policer is never violated
Received: 23398498              Arrival rate: 4000 pps
Dropped: 17549330              Max arrival rate: 4002 pps
Dropped by individual policers: 17549330

Packet type: padi (PPPoE PADI)
Individual policer configuration:
Bandwidth: 500 pps
Burst: 500 packets
Priority: low
Recover time: 300 seconds
Enabled: Yes
Bypass aggregate: No
System-wide information:
Bandwidth is being violated!
No. of FPCs currently receiving excess traffic: 1
No. of FPCs that have received excess traffic: 1
Violation first detected at: 2011-04-19 08:23:17 PDT
Violation last seen at: 2011-04-19 10:01:32 PDT
Duration of violation: 01:38:15 Number of violations: 1
Received: 11799251              Arrival rate: 2000 pps
Dropped: 8849675               Max arrival rate: 2001 pps
Routing Engine information:

```

```

Policer is never violated
Received: 2950794          Arrival rate: 501 pps
Dropped: 0                Max arrival rate: 505 pps
Dropped by aggregate policer: 0
FPC slot 1 information:
Bandwidth: 100% (500 pps), Burst: 100% (500 packets), enabled
Policer is currently being violated!
Violation first detected at: 2011-04-19 08:23:17 PDT
Violation last seen at: 2011-04-19 10:01:32 PDT
Duration of violation: 01:38:15 Number of violations: 1
Received: 11799251        Arrival rate: 2000 pps
Dropped: 8849675          Max arrival rate: 2001 pps
Dropped by this policer: 8849675
Dropped by aggregate policer: 0
...

```

```

Packet type: padr (PPPoE PADR)
Individual policer configuration:
Bandwidth: 500 pps
Burst: 500 packets
Priority: medium
Recover time: 300 seconds
Enabled: Yes
Bypass aggregate: No
System-wide information:
Bandwidth is being violated!
No. of FPCs currently receiving excess traffic: 1
No. of FPCs that have received excess traffic: 1
Violation first detected at: 2011-04-19 08:23:17 PDT
Violation last seen at: 2011-04-19 10:04:27 PDT
Duration of violation: 01:41:10 Number of violations: 1
Received: 12149327        Arrival rate: 2000 pps
Dropped: 9112247          Max arrival rate: 2001 pps
Routing Engine information:
Policer is never violated
Received: 3037111          Arrival rate: 500 pps
Dropped: 0                Max arrival rate: 504 pps
Dropped by aggregate policer: 0
FPC slot 1 information:
Bandwidth: 100% (500 pps), Burst: 100% (500 packets), enabled
Policer is currently being violated!
Violation first detected at: 2011-04-19 08:23:17 PDT
Violation last seen at: 2011-04-19 10:04:27 PDT
Duration of violation: 01:41:10 Number of violations: 1
Received: 12149327        Arrival rate: 2000 pps
Dropped: 9112247          Max arrival rate: 2001 pps
Dropped by this policer: 9112247
Dropped by aggregate policer: 0
...

```

```

show ddos-protection protocols pppoe padr
user@host> show ddos-protection protocols pppoe padr
Protocol Group: PPPoE

```

```

Packet type: padr (PPPoE PADR)
Individual policer configuration:
Bandwidth: 500 pps
Burst: 500 packets
Priority: medium
Recover time: 300 seconds
Enabled: Yes

```

```
Bypass aggregate: No
System-wide information:
Bandwidth is being violated!
  No. of FPCs currently receiving excess traffic: 1
  No. of FPCs that have received excess traffic: 1
  Violation first detected at: 2011-04-19 08:23:17 PDT
  Violation last seen at:    2011-04-19 10:04:27 PDT
  Duration of violation: 01:41:10 Number of violations: 1
Received: 12149327          Arrival rate:    2000 pps
Dropped:  9112247          Max arrival rate: 2001 pps
Routing Engine information:
  Policer is never violated
Received: 3037111          Arrival rate:    500 pps
Dropped:  0                Max arrival rate: 504 pps
  Dropped by aggregate policer: 0
FPC slot 1 information:
Bandwidth: 100% (500 pps), Burst: 100% (500 packets), enabled
Policer is currently being violated!
  Violation first detected at: 2011-04-19 08:23:17 PDT
  Violation last seen at:    2011-04-19 10:04:27 PDT
  Duration of violation: 01:41:10 Number of violations: 1
Received: 12149327          Arrival rate:    2000 pps
Dropped:  9112247          Max arrival rate: 2001 pps
  Dropped by this policer: 9112247
  Dropped by aggregate policer: 0
```

show ddos-protection protocols parameters

Syntax	show ddos-protection protocols <protocol-group> parameters <brief detail terse>	
Release Information	Command introduced in Junos OS Release 11.2.	
Description	Display DDoS protection configuration information for protocol groups or individual packet types.	
Options	<p>none—Display information for all protocol groups or for a particular protocol group.</p> <p>brief detail terse—(Optional) Display the specified level of output.</p> <ul style="list-style-type: none"> The brief output displays basic function information. The detail output adds information to the brief output; it is identical to the output displayed when you choose no option. The brief and detail options display information for all protocol groups, which can be a long list. The terse option displays the same level of information as the brief option, but only for active protocol groups—groups that show traffic in the Received (packets) column. <p>protocol-group—(Optional) Display DDoS protection information for a particular protocol group. See show ddos-protection protocols for a list of available groups.</p>	
Required Privilege Level	view	
Related Documentation	<ul style="list-style-type: none"> clear ddos-protection protocols on page 1650 show ddos-protection protocols on page 1651 show ddos-protection protocols statistics on page 1670 show ddos-protection protocols violations on page 1680 	
List of Sample Output	show ddos-protection protocols parameters on page 1665 show ddos-protection protocols parameters brief on page 1666 show ddos-protection protocols dhcpv4 parameters brief on page 1667 show ddos-protection protocols dhcpv4 parameters terse on page 1668 show ddos-protection protocols dhcpv4 parameters on page 1668	
Output Fields	Table 265 on page 1663 lists the output fields for the show ddos-protection protocols parameters command. Output fields are listed in the approximate order in which they appear.	

Table 265: show ddos-protection protocols parameters Output Fields

Field Name	Field Description	Level of Output
Protocol Group	Name of protocol group.	All levels

Table 265: show ddos-protection protocols parameters Output Fields (*continued*)

Field Name	Field Description	Level of Output
Packet type	Name of packet type in protocol group.	All levels
Bandwidth	Bandwidth policer value; number of packets per second that is allowed before a violation is declared. In the brief output, an asterisk indicates the value has been modified from the default.	All levels
Burst	Burst policer value; the maximum number of packets that is allowed in a burst before a violation is declared. In the brief output, an asterisk indicates the value has been modified from the default.	All levels
Priority	Priority of the packet type in the event of traffic congestion: low , medium , or high . Lower priority packets can be dropped when insufficient bandwidth is available. In the brief output, an asterisk indicates the value has been modified from the default.	All levels
Recover time	Time that must pass since the last violation before the traffic flow is considered to have recovered from the attack. A notification is generated when the timer expires. In the brief output, an asterisk indicates the value has been modified from the default.	All levels
Enabled	State of the policer, enabled (Yes) or disabled (No).	detail none
Bypass aggregate	State of the bypass aggregate configuration: <ul style="list-style-type: none">• Yes—The aggregate policer is bypassed.• No—The aggregate policer is enforced. This field appears only for individual policers.	detail none
FPC slot information	The following configuration information for the card in the indicated slot: <ul style="list-style-type: none">• Bandwidth—Bandwidth scale and the number of packets per second that is allowed before a violation is declared• Burst—Burst scale and the maximum number of packets that is allowed in a burst before a violation is declared• enabled or disabled—State of the line card policer	detail none
Number of policers modified	Number of policers that have been changed from the default configuration. An asterisk by a particular value indicates that value has been modified.	brief terse
Policer Enabled	State of the policer, enabled (Yes), disabled (No), or partially disabled (part.); part. indicates that only some of the policer instances are disabled for the policer.	brief terse

Table 265: show ddos-protection protocols parameters Output Fields (*continued*)

Field Name	Field Description	Level of Output
Bypass aggr.	<p>State of the bypass aggregate configuration:</p> <ul style="list-style-type: none"> • Yes—The aggregate policer is bypassed. • No—The aggregate policer is enforced. <p>Dashes indicate that the bypass aggregate configuration is not available; this is possible only for aggregate policers.</p>	brief terse
FPC Mod	<p>Indicates whether configuration has changed from the default for any line cards.</p> <ul style="list-style-type: none"> • No—The default configuration has not changed from the default for the packet type. • Yes—The default configuration has changed from the default for the packet type 	brief terse

Sample Output

```

show ddos-protection protocols parameters user@host> show ddos-protection protocols parameters
protocols parameters Protocol Group: IPv4-Unclassified

Packet type: aggregate (Aggregate for unclassified host-bound IPv4 traffic)
Aggregate policer configuration:
  Bandwidth:      20000 pps
  Burst:          20000 packets
  Priority:        medium
  Recover time:   300 seconds
  Enabled:        Yes
FPC slot 1 information:
  Bandwidth: 100% (20000 pps), Burst: 100% (20000 packets), enabled

Protocol Group: IPv6-Unclassified

Packet type: aggregate (Aggregate for unclassified host-bound IPv6 traffic)
Aggregate policer configuration:
  Bandwidth:      20000 pps
  Burst:          20000 packets
  Priority:        medium
  Recover time:   300 seconds
  Enabled:        Yes
FPC slot 1 information:
  Bandwidth: 100% (20000 pps), Burst: 100% (20000 packets), enabled

...

Protocol Group: PPPoE

Packet type: aggregate (Aggregate for all PPPoE control traffic)
Aggregate policer configuration:
  Bandwidth:      800 pps
  Burst:          2000 packets
  Priority:        medium
  Recover time:   300 seconds
  Enabled:        Yes
FPC slot 1 information:
  Bandwidth: 100% (800 pps), Burst: 100% (2000 packets), enabled

```

```

Packet type: padi (PPPoE PADI)
Individual policer configuration:
  Bandwidth:      500 pps
  Burst:          500 packets
  Priority:        low
  Recover time:    300 seconds
  Enabled:         Yes
  Bypass aggregate: No
FPC slot 1 information:
  Bandwidth: 100% (500 pps), Burst: 100% (500 packets), enabled

```

```

Packet type: pado (PPPoE PADO)
Individual policer configuration:
  Bandwidth:      0 pps
  Burst:          0 packets
  Priority:        low
  Recover time:    300 seconds
  Enabled:         Yes
  Bypass aggregate: No
FPC slot 1 information:
  Bandwidth: 100% (0 pps), Burst: 100% (0 packets), enabled

```

```

Packet type: padr (PPPoE PADR)
Individual policer configuration:
  Bandwidth:      500 pps
  Burst:          500 packets
  Priority:        medium
  Recover time:    300 seconds
  Enabled:         Yes
  Bypass aggregate: No
FPC slot 1 information:
  Bandwidth: 100% (500 pps), Burst: 100% (500 packets), enabled

```

show ddos-protection protocols parameters brief

```
user@host> show ddos-protection protocols parameters brief
```

```
Number of policers modified: 3
```

Protocol group	Packet type	Bandwidth (pps)	Burst (pkts)	Priority	Recover time(sec)	Policer enabled	Bypass aggr.	FPC mod
ipv4-unc1s	aggregate	20000	20000	medium	300	yes	--	no
ipv6-unc1s	aggregate	20000	20000	medium	300	yes	--	no
dynvlan	aggregate	1000	500	low	300	yes	--	no
ppp	aggregate	16000	16000	medium	300	yes	--	no
ppp	unclass	1000	500	low	300	yes	no	no
ppp	lcp	12000	12000	low	300	yes	no	no
ppp	auth	2000	2000	medium	300	yes	no	no
ppp	ipcp	2000	2000	high	300	yes	no	no
ppp	ipv6cp	2000	2000	high	300	yes	no	no
ppp	mplscp	2000	2000	high	300	yes	no	no
ppp	isis	2000	2000	high	300	yes	no	no
pppoe	aggregate	800*	2000	medium	300	part.*	--	no
pppoe	padi	500	500	low	300	part.	no	no
pppoe	pado	0	0	low	300	part.	no	no
pppoe	padr	500	500	medium	300	part.	no	no
pppoe	pads	0	0	low	300	part.	no	no
pppoe	padt	1000	1000	high	300	part.	no	no
pppoe	padm	0	0	low	300	part.	no	no
pppoe	padn	0	0	low	300	part.	no	no
dhcpv4	aggregate	669*	5000	medium	300	yes	--	no
dhcpv4	unclass..	300	150	low	300	yes	no	no
dhcpv4	discover	100*	500	low	300	yes	no	no
dhcpv4	offer	1000	1000	low	300	yes	no	no

dhcpv4	request	1000	1000	medium	300	yes	no	no
dhcpv4	decline	500	500	low	300	yes	no	no
dhcpv4	ack	500	500	medium	300	yes	no	no
dhcpv4	nak	500	500	low	300	yes	no	no
dhcpv4	release	2000	2000	high	300	yes	no	no
dhcpv4	inform	500	500	low	300	yes	no	no
dhcpv4	renew	2000	2000	high	300	yes	no	no
dhcpv4	forcerenew	2000	2000	high	300	yes	no	no
dhcpv4	leasequery	2000	2000	high	300	yes	no	no
dhcpv4	leaseuna..	2000	2000	high	300	yes	no	no
dhcpv4	leaseunk..	2000	2000	high	300	yes	no	no
dhcpv4	leaseact..	2000	2000	high	300	yes	no	no
dhcpv4	bootp	300	300	low	300	yes	no	no
dhcpv4	no-msgtype	0	0	low	300	yes	no	no
dhcpv4	bad-pack..	0	0	low	300	yes	no	no

...

icmp	aggregate	20000	20000	high	300	yes	--	no
igmp	aggregate	20000	20000	high	300	yes	--	no
ospf	aggregate	20000	20000	high	300	yes	--	no
rsvp	aggregate	20000	20000	high	300	yes	--	no
pim	aggregate	20000	20000	high	300	yes	--	no
rip	aggregate	20000	20000	high	300	yes	--	no
ptp	aggregate	20000	20000	high	300	yes	--	no
bfd	aggregate	20000	20000	high	300	yes	--	no
lmp	aggregate	20000	20000	high	300	yes	--	no
ldp	aggregate	20000	20000	high	300	yes	--	no
msdp	aggregate	20000	20000	high	300	yes	--	no
bgp	aggregate	20000	20000	low	300	yes	--	no
vrrp	aggregate	20000	20000	high	300	yes	--	no
telnet	aggregate	20000	20000	low	300	yes	--	no
ftp	aggregate	20000	20000	low	300	yes	--	no
ssh	aggregate	20000	20000	low	300	yes	--	no
snmp	aggregate	20000	20000	low	300	yes	--	no
ancp	aggregate	20000	20000	low	300	yes	--	no

...

show ddos-protection
protocols dhcpv4
parameters brief

user@host> show ddos-protection protocols dhcpv4 parameters brief

Number of policers modified: 2

Protocol	Packet	Bandwidth	Burst	Priority	Recover	Policer	Bypass	FPC
group	type	(pps)	(pkts)		time(sec)	enabled	aggr.	mod
dhcpv4	aggregate	669*	5000	medium	300	yes	--	no
dhcpv4	unclass..	300	150	low	300	yes	no	no
dhcpv4	discover	100*	500	low	300	yes	no	no
dhcpv4	offer	1000	1000	low	300	yes	no	no
dhcpv4	request	1000	1000	medium	300	yes	no	no
dhcpv4	decline	500	500	low	300	yes	no	no
dhcpv4	ack	500	500	medium	300	yes	no	no
dhcpv4	nak	500	500	low	300	yes	no	no
dhcpv4	release	2000	2000	high	300	yes	no	no
dhcpv4	inform	500	500	low	300	yes	no	no
dhcpv4	renew	2000	2000	high	300	yes	no	no
dhcpv4	forcerenew	2000	2000	high	300	yes	no	no
dhcpv4	leasequery	2000	2000	high	300	yes	no	no
dhcpv4	leaseuna..	2000	2000	high	300	yes	no	no
dhcpv4	leaseunk..	2000	2000	high	300	yes	no	no
dhcpv4	leaseact..	2000	2000	high	300	yes	no	no
dhcpv4	bootp	300	300	low	300	yes	no	no

```

dhcpv4      no-msgtype 0      0      low      300      yes      no      no
dhcpv4      bad-pack.. 0      0      low      300      yes      no      no

```

**show ddos-protection
protocols dhcpv4
parameters terse**

```
user@host> show ddos-protection protocols dhcpv4 parameters terse
```

```
Number of policers modified: 2
```

Protocol	Packet	Bandwidth	Burst	Priority	Recover	Policer	Bypass	FPC
group	type	(pps)	(pkts)		time(sec)	enabled	aggr.	mod
dhcpv4	aggregate	669*	5000	medium	300	yes	--	no
dhcpv4	discover	100*	500	low	300	yes	no	no

**show ddos-protection
protocols dhcpv4
parameters**

```
user@host> show ddos-protection protocols dhcpv4 parameters
```

```
Protocol Group: DHCPv4
```

```
Packet type: aggregate (aggregate for all DHCPv4 traffic)
```

```
Aggregate policer configuration:
```

```

Bandwidth:      669 pps
Burst:          5000 packets
Priority:        medium
Recover time:   300 seconds
Enabled:        Yes

```

```
FPC slot 1 information:
```

```
Bandwidth: 100% (669 pps), Burst: 100% (5000 packets), enabled
```

```
Packet type: unclassified (Unclassified DHCPv4 traffic)
```

```
Individual policer configuration:
```

```

Bandwidth:      300 pps
Burst:          150 packets
Priority:        low
Recover time:   300 seconds
Enabled:        Yes

```

```
Bypass aggregate: No
```

```
FPC slot 1 information:
```

```
Bandwidth: 100% (300 pps), Burst: 100% (150 packets), enabled
```

```
Packet type: discover (DHCPv4 DHCPDISCOVER)
```

```
Individual policer configuration:
```

```

Bandwidth:      100 pps
Burst:          500 packets
Priority:        low
Recover time:   300 seconds
Enabled:        Yes

```

```
Bypass aggregate: No
```

```
FPC slot 1 information:
```

```
Bandwidth: 100% (100 pps), Burst: 100% (500 packets), enabled
```

```
Packet type: offer (DHCPv4 DHCPOFFER)
```

```
Individual policer configuration:
```

```

Bandwidth:      1000 pps
Burst:          1000 packets
Priority:        low
Recover time:   300 seconds
Enabled:        Yes

```

```
Bypass aggregate: No
```

```
FPC slot 1 information:
```

```
Bandwidth: 100% (1000 pps), Burst: 100% (1000 packets), enabled
```

```
Packet type: request (DHCPv4 DHCPREQUEST)
```

```
Individual policer configuration:
```

```

Bandwidth:      1000 pps
Burst:          1000 packets
Priority:        medium

```

```
Recover time:    300 seconds
Enabled:         Yes
Bypass aggregate: No
FPC slot 1 information:
  Bandwidth: 100% (1000 pps), Burst: 100% (1000 packets), enabled
```

```
...
```

show ddos-protection protocols statistics

Syntax	show ddos-protection protocols <protocol-group> statistics <brief detail terse>	
Release Information	Command introduced in Junos OS Release 11.2.	
Description	Display traffic statistics and DDoS policer violation statistics for all protocol groups or for a particular protocol group.	
Options	<p>none—Display information for all protocol groups.</p> <p>brief detail terse—(Optional) Display the specified level of output.</p> <ul style="list-style-type: none"> The brief output displays basic function information. The detail output adds information to the brief output; it is identical to the output displayed when you choose no option. The brief and detail options display information for all protocol groups, which can be a long list. The terse option displays the same level of information as the brief option, but only for active protocol groups—groups that show traffic in the Received (packets) column. <p>protocol-group—(Optional) Display DDoS protection information for a particular protocol group. See show ddos-protection protocols for a list of available groups.</p>	
Required Privilege Level	view	
Related Documentation	<ul style="list-style-type: none"> clear ddos-protection protocols on page 1650 show ddos-protection protocols on page 1651 show ddos-protection protocols parameters on page 1663 show ddos-protection protocols violations on page 1680 	
List of Sample Output	show ddos-protection protocols statistics on page 1672 show ddos-protection protocols statistics brief on page 1675 show ddos-protection protocols statistics terse on page 1676 show ddos-protection protocols pppoe statistics on page 1677 show ddos-protection protocols pppoe statistics brief on page 1679	
Output Fields	Table 266 on page 1670 lists the output fields for the show ddos-protection protocols statistics command. Output fields are listed in the approximate order in which they appear.	

Table 266: show ddos-protection protocols statistics Output Fields

Field Name	Field Description	Level of Output
Protocol Group	Name of protocol group.	All levels

Table 266: show ddos-protection protocols statistics Output Fields (*continued*)

Field Name	Field Description	Level of Output
Packet type	Name of packet type in protocol group.	All levels
System-wide information	<p>The following information collected for the router:</p> <ul style="list-style-type: none"> • A message indicates whether the policer has been violated • No. of FPCs currently receiving excess traffic—Number of cards that are currently in violation of a policer • No. of FPCs that have received excess traffic—Number of cards that have at some point been in violation of a policer • Violation first detected at—Timestamp of the first violation • Violation last seen at—Timestamp of the last observed violation • Duration of violation—Length of the violation • Number of violations—Number of times the violation has occurred • Received—Number of packets received at all card slots and the Routing Engine • Dropped—Number of packets dropped regardless of where they were dropped • Arrival rate—Current traffic rate for packets arriving from all cards and at the Routing Engine • Max arrival rate—Highest traffic rate for packets arriving from all cards and at the Routing Engine 	detail none
Routing Engine information	<p>The following information collected for the Routing Engine:</p> <ul style="list-style-type: none"> • A message indicates whether the policer has been violated; the policer might be passed at the individual cards, but the combined rate of packets arriving at the Routing Engine can exceed the configured policer value • Violation first detected at—Timestamp of the first violation • Violation last seen at—Timestamp of the last observed violation • Duration of violation—Length of the violation • Number of violations—Number of times the violation has occurred • Received—Number of packets received at the Routing Engine from all cards • Dropped—Number of packets dropped at the Routing Engine; includes packets dropped by the aggregate policer and by individual protocol policers • Arrival rate—Current traffic rate for packets arriving at the Routing Engine from all cards • Max arrival rate—Highest traffic rate for packets arriving at the Routing Engine from all cards • Dropped by aggregate policer—Number of packets dropped by the aggregate policer • Dropped by individual policers—Number of packets dropped by individual policer 	detail none

Table 266: show ddos-protection protocols statistics Output Fields (*continued*)

Field Name	Field Description	Level of Output
FPC slot information	<p>The following information collected for the card in the indicated slot:</p> <ul style="list-style-type: none"> • A message indicates whether the policer has been violated • Violation first detected at—Timestamp of the first violation • Violation last seen at—Timestamp of the last observed violation • Duration of violation—Length of the violation • Number of violations—Number of times the violation has occurred • Received—Number of packets received on the line card • Dropped—Number of packets dropped at the line card; includes packets dropped by the aggregate policer and by individual protocol policers • Arrival rate—Current traffic rate for packets arriving at the line card • Max arrival rate—Highest traffic rate for packets arriving at the line card • Dropped by this policer—Number of packets dropped by the individual policer • Dropped by aggregate policer—Number of packets dropped by the aggregate policer 	detail none
Received (packets)	Number of packets of this packet type or protocol group received at all cards and the Routing Engine.	brief terse
Dropped (packets)	Number of packets dropped for this packet type or protocol group, regardless of where the packets were dropped.	brief terse
Rate (pps)	Highest observed traffic rate for this packet type or protocol group.	brief terse
Violation counts	Number of violations of the policer bandwidth.	brief terse
State	<p>Violation state of the packet type:</p> <ul style="list-style-type: none"> • ok—Policer has not been violated for this packet type • viol—Policer has been violated for this packet type 	brief terse

Sample Output

```

show ddos-protection protocols statistics  user@host> show ddos-protection protocols statistics
                                           Protocol Group: IPv4-Unclassified

                                           Packet type: aggregate
                                           System-wide information:
                                           Aggregate bandwidth is never violated
                                           Received:  0                      Arrival rate:    0 pps
                                           Dropped:  0                      Max arrival rate: 0 pps
                                           Routing Engine information:
                                           Aggregate policer is never violated
                                           Received:  0                      Arrival rate:    0 pps
                                           Dropped:  0                      Max arrival rate: 0 pps
                                           Dropped by individual policers: 0
                                           FPC slot 1 information:
                                           Aggregate policer is never violated
                                           Received:  0                      Arrival rate:    0 pps
                                           Dropped:  0                      Max arrival rate: 0 pps

```

Dropped by individual policers: 0

Protocol Group: IPv6-Unclassified

Packet type: aggregate

System-wide information:

Aggregate bandwidth is never violated

Received: 0 Arrival rate: 0 pps

Dropped: 0 Max arrival rate: 0 pps

Routing Engine information:

Aggregate policer is never violated

Received: 0 Arrival rate: 0 pps

Dropped: 0 Max arrival rate: 0 pps

Dropped by individual policers: 0

FPC slot 1 information:

Aggregate policer is never violated

Received: 0 Arrival rate: 0 pps

Dropped: 0 Max arrival rate: 0 pps

Dropped by individual policers: 0

Protocol Group: PPPoE

Packet type: aggregate

System-wide information:

Aggregate bandwidth is never violated

Received: 61961244 Arrival rate: 4000 pps

Dropped: 0 Max arrival rate: 4002 pps

Routing Engine information:

Aggregate policer is never violated

Received: 15488871 Arrival rate: 1001 pps

Dropped: 0 Max arrival rate: 1011 pps

Dropped by individual policers: 0

FPC slot 1 information:

Aggregate policer is never violated

Received: 61961244 Arrival rate: 4000 pps

Dropped: 46473017 Max arrival rate: 4002 pps

Dropped by individual policers: 46473017

Packet type: padi

System-wide information:

Bandwidth is being violated!

No. of FPCs currently receiving excess traffic: 1

No. of FPCs that have received excess traffic: 1

Violation first detected at: 2011-04-19 08:23:17 PDT

Violation last seen at: 2011-04-19 12:41:23 PDT

Duration of violation: 04:18:06 Number of violations: 1

Received: 30980622 Arrival rate: 2000 pps

Dropped: 23236505 Max arrival rate: 2001 pps

Routing Engine information:

Policer is never violated

Received: 7744433 Arrival rate: 500 pps

Dropped: 0 Max arrival rate: 505 pps

Dropped by aggregate policer: 0

FPC slot 1 information:

Policer is currently being violated!

Violation first detected at: 2011-04-19 08:23:17 PDT

Violation last seen at: 2011-04-19 12:41:23 PDT

Duration of violation: 04:18:06 Number of violations: 1

Received: 30980622 Arrival rate: 2000 pps

Dropped: 23236505 Max arrival rate: 2001 pps

```
Dropped by this policer: 23236505
Dropped by aggregate policer: 0

Packet type: pado
System-wide information:
  Bandwidth is never violated
  Received: 0                      Arrival rate: 0 pps
  Dropped: 0                      Max arrival rate: 0 pps
Routing Engine information:
  Policer is never violated
  Received: 0                      Arrival rate: 0 pps
  Dropped: 0                      Max arrival rate: 0 pps
  Dropped by aggregate policer: 0
FPC slot 1 information:
  Policer is never violated
  Received: 0                      Arrival rate: 0 pps
  Dropped: 0                      Max arrival rate: 0 pps
  Dropped by aggregate policer: 0

Packet type: padr
System-wide information:
  Bandwidth is being violated!
  No. of FPCs currently receiving excess traffic: 1
  No. of FPCs that have received excess traffic: 1
  Violation first detected at: 2011-04-19 08:23:17 PDT
  Violation last seen at: 2011-04-19 12:43:23 PDT
  Duration of violation: 04:20:06 Number of violations: 1
  Received: 31220846              Arrival rate: 2000 pps
  Dropped: 23416690              Max arrival rate: 2001 pps
Routing Engine information:
  Policer is never violated
  Received: 7806417              Arrival rate: 499 pps
  Dropped: 0                    Max arrival rate: 506 pps
  Dropped by aggregate policer: 0
FPC slot 1 information:
  Policer is currently being violated!
  Violation first detected at: 2011-04-19 08:23:17 PDT
  Violation last seen at: 2011-04-19 12:43:23 PDT
  Duration of violation: 04:20:06 Number of violations: 1
  Received: 31220846              Arrival rate: 2000 pps
  Dropped: 23416690              Max arrival rate: 2001 pps
  Dropped by this policer: 23416690
  Dropped by aggregate policer: 0

Packet type: pads
System-wide information:
  Bandwidth is never violated
  Received: 0                      Arrival rate: 0 pps
  Dropped: 0                      Max arrival rate: 0 pps
Routing Engine information:
  Policer is never violated
  Received: 0                      Arrival rate: 0 pps
  Dropped: 0                      Max arrival rate: 0 pps
  Dropped by aggregate policer: 0
FPC slot 1 information:
  Policer is never violated
  Received: 0                      Arrival rate: 0 pps
  Dropped: 0                      Max arrival rate: 0 pps
  Dropped by aggregate policer: 0

Packet type: padt
```



```

System-wide information:
  Bandwidth is never violated
  Received: 0          Arrival rate: 0 pps
  Dropped: 0          Max arrival rate: 0 pps
Routing Engine information:
  Policer is never violated
  Received: 0          Arrival rate: 0 pps
  Dropped: 0          Max arrival rate: 0 pps
  Dropped by aggregate policer: 0
FPC slot 1 information:
  Policer is never violated
  Received: 0          Arrival rate: 0 pps
  Dropped: 0          Max arrival rate: 0 pps
  Dropped by aggregate policer: 0

```

```

Packet type: padm
System-wide information:
  Bandwidth is never violated
  Received: 0          Arrival rate: 0 pps
  Dropped: 0          Max arrival rate: 0 pps
Routing Engine information:
  Policer is never violated
  Received: 0          Arrival rate: 0 pps
  Dropped: 0          Max arrival rate: 0 pps
  Dropped by aggregate policer: 0
FPC slot 1 information:
  Policer is never violated
  Received: 0          Arrival rate: 0 pps
  Dropped: 0          Max arrival rate: 0 pps
  Dropped by aggregate policer: 0

```

```

Packet type: padn
System-wide information:
  Bandwidth is never violated
  Received: 0          Arrival rate: 0 pps
  Dropped: 0          Max arrival rate: 0 pps
Routing Engine information:
  Policer is never violated
  Received: 0          Arrival rate: 0 pps
  Dropped: 0          Max arrival rate: 0 pps
  Dropped by aggregate policer: 0
FPC slot 1 information:
  Policer is never violated
  Received: 0          Arrival rate: 0 pps
  Dropped: 0          Max arrival rate: 0 pps
  Dropped by aggregate policer: 0

```

...

**show ddos-protection
protocols statistics
brief**

user@host> show ddos-protection protocols statistics brief

Protocol group	Packet type	Received (packets)	Dropped (packets)	Rate (pps)	Violation counts	State
ipv4-unc1s	aggregate	0	0	0	0	ok
ipv6-unc1s	aggregate	0	0	0	0	ok
dynvlan	aggregate	0	0	0	0	ok
ppp	aggregate	0	0	0	0	ok
ppp	unclass	0	0	0	0	ok
ppp	lcp	0	0	0	0	ok
ppp	auth	0	0	0	0	ok
ppp	ipcp	0	0	0	0	ok

```

ppp        ipv6cp      0          0          0          0          ok
ppp        mplsdp      0          0          0          0          ok
ppp        isis        0          0          0          0          ok
pppoe      aggregate  61561238   0          4000       0          ok
pppoe      padi        30780619   23086506   2000       1          viol
pppoe      pado        0          0          0          0          ok
pppoe      padr        30780619   23086499   2000       1          viol
pppoe      pads        0          0          0          0          ok
pppoe      padt        0          0          0          0          ok
pppoe      padm        0          0          0          0          ok
pppoe      padn        0          0          0          0          ok
dhcipv4    aggregate  0          0          0          0          ok
dhcipv4    unclass... 0          0          0          0          ok
dhcipv4    discover    0          0          0          0          ok
dhcipv4    offer       0          0          0          0          ok
dhcipv4    request     0          0          0          0          ok
dhcipv4    decline     0          0          0          0          ok
dhcipv4    ack         0          0          0          0          ok
dhcipv4    nak         0          0          0          0          ok
dhcipv4    release     0          0          0          0          ok
dhcipv4    inform      0          0          0          0          ok
dhcipv4    renew       0          0          0          0          ok
dhcipv4    forcerenew  0          0          0          0          ok
dhcipv4    leasequery  0          0          0          0          ok
dhcipv4    leaseuna... 0          0          0          0          ok
dhcipv4    leaseunk... 0          0          0          0          ok
dhcipv4    leaseact... 0          0          0          0          ok
dhcipv4    bootp       0          0          0          0          ok
dhcipv4    no-msgtype  0          0          0          0          ok
dhcipv4    bad-pack... 0          0          0          0          ok

...

icmp       aggregate    0          0          0          0          ok
igmp       aggregate    0          0          0          0          ok
ospf       aggregate    0          0          0          0          ok
rsvp       aggregate    0          0          0          0          ok
pim        aggregate    0          0          0          0          ok
rip        aggregate    0          0          0          0          ok
ptp        aggregate    0          0          0          0          ok
bfd        aggregate    0          0          0          0          ok
lmp        aggregate    0          0          0          0          ok
ldp        aggregate    0          0          0          0          ok
msdp       aggregate    0          0          0          0          ok
bgp        aggregate    0          0          0          0          ok
vrrp       aggregate    0          0          0          0          ok
telnet     aggregate    0          0          0          0          ok

...

```

```

show ddos-protection protocols statistics terse
user@host> show ddos-protection protocols statistics terse
Protocol  Packet  Received  Dropped  Rate  Violation  State
group     type    (packets) (packets) (pps)   counts
ipv4-uncls aggregate 241      0        0        0      ok
icmp      aggregate 20       0        0        0      ok
igmp      aggregate 55       0        0        0      ok
ospf      aggregate 956      0        0        0      ok
rsvp      aggregate 784      0        0        0      ok
ldp       aggregate 2984     0        0        0      ok
bgp       aggregate 312      0        0        0      ok

```

larp	aggregate	1744	0	0	0	ok
stp	aggregate	9791	0	0	0	ok
arp	aggregate	19	0	0	0	ok
pvstp	aggregate	393	0	0	0	ok
mlp	aggregate	624774	0	0	0	ok
mlp	packets	1714371	223937	0	3	ok
mcast-copy	aggregate	3018038	0	0	0	ok
igmp-snoop	aggregate	43	0	0	0	ok
fw-host	aggregate	95547	0	0	0	ok
uncls	aggregate	10000	0	0	0	ok

**show ddos-protection
protocols pppoe
statistics**

user@host> show ddos-protection protocols pppoe statistics

Protocol Group: PPPoE

Packet type: aggregate

System-wide information:

Aggregate bandwidth is never violated

Received: 60381200 Arrival rate: 4000 pps

Dropped: 0 Max arrival rate: 4002 pps

Routing Engine information:

Aggregate policer is never violated

Received: 15095242 Arrival rate: 1001 pps

Dropped: 0 Max arrival rate: 1011 pps

Dropped by individual policers: 0

FPC slot 1 information:

Aggregate policer is never violated

Received: 60381200 Arrival rate: 4000 pps

Dropped: 45287921 Max arrival rate: 4002 pps

Dropped by individual policers: 45287921

Packet type: padi

System-wide information:

Bandwidth is being violated!

No. of FPCs currently receiving excess traffic: 1

No. of FPCs that have received excess traffic: 1

Violation first detected at: 2011-04-19 08:23:17 PDT

Violation last seen at: 2011-04-19 12:34:48 PDT

Duration of violation: 04:11:31 Number of violations: 1

Received: 30190600 Arrival rate: 2000 pps

Dropped: 22643960 Max arrival rate: 2001 pps

Routing Engine information:

Policer is never violated

Received: 7547621 Arrival rate: 499 pps

Dropped: 0 Max arrival rate: 505 pps

Dropped by aggregate policer: 0

FPC slot 1 information:

Policer is currently being violated!

Violation first detected at: 2011-04-19 08:23:17 PDT

Violation last seen at: 2011-04-19 12:34:48 PDT

Duration of violation: 04:11:31 Number of violations: 1

Received: 30190600 Arrival rate: 2000 pps

Dropped: 22643960 Max arrival rate: 2001 pps

Dropped by this policer: 22643960

Dropped by aggregate policer: 0

Packet type: pado

System-wide information:

Bandwidth is never violated

Received: 0 Arrival rate: 0 pps

Dropped: 0 Max arrival rate: 0 pps

Routing Engine information:

```

    Policer is never violated
    Received: 0                      Arrival rate: 0 pps
    Dropped: 0                      Max arrival rate: 0 pps
    Dropped by aggregate policer: 0
FPC slot 1 information:
    Policer is never violated
    Received: 0                      Arrival rate: 0 pps
    Dropped: 0                      Max arrival rate: 0 pps
    Dropped by aggregate policer: 0

Packet type: padr
System-wide information:
    Bandwidth is being violated!
    No. of FPCs currently receiving excess traffic: 1
    No. of FPCs that have received excess traffic: 1
    Violation first detected at: 2011-04-19 08:23:17 PDT
    Violation last seen at: 2011-04-19 12:34:48 PDT
    Duration of violation: 04:11:31 Number of violations: 1
    Received: 30190600              Arrival rate: 2000 pps
    Dropped: 22643961              Max arrival rate: 2001 pps
Routing Engine information:
    Policer is never violated
    Received: 7547621              Arrival rate: 501 pps
    Dropped: 0                    Max arrival rate: 506 pps
    Dropped by aggregate policer: 0
FPC slot 1 information:
    Policer is currently being violated!
    Violation first detected at: 2011-04-19 08:23:17 PDT
    Violation last seen at: 2011-04-19 12:34:48 PDT
    Duration of violation: 04:11:31 Number of violations: 1
    Received: 30190600              Arrival rate: 2000 pps
    Dropped: 22643961              Max arrival rate: 2001 pps
    Dropped by this policer: 22643961
    Dropped by aggregate policer: 0

Packet type: pads
System-wide information:
    Bandwidth is never violated
    Received: 0                      Arrival rate: 0 pps
    Dropped: 0                      Max arrival rate: 0 pps
Routing Engine information:
    Policer is never violated
    Received: 0                      Arrival rate: 0 pps
    Dropped: 0                      Max arrival rate: 0 pps
    Dropped by aggregate policer: 0
FPC slot 1 information:
    Policer is never violated
    Received: 0                      Arrival rate: 0 pps
    Dropped: 0                      Max arrival rate: 0 pps
    Dropped by aggregate policer: 0

Packet type: padt
System-wide information:
    Bandwidth is never violated
    Received: 0                      Arrival rate: 0 pps
    Dropped: 0                      Max arrival rate: 0 pps
Routing Engine information:
    Policer is never violated
    Received: 0                      Arrival rate: 0 pps
    Dropped: 0                      Max arrival rate: 0 pps
    Dropped by aggregate policer: 0
```

```

FPC slot 1 information:
  Policer is never violated
  Received: 0           Arrival rate: 0 pps
  Dropped: 0           Max arrival rate: 0 pps
  Dropped by aggregate policer: 0

```

```

Packet type: padm
System-wide information:
  Bandwidth is never violated
  Received: 0           Arrival rate: 0 pps
  Dropped: 0           Max arrival rate: 0 pps
Routing Engine information:
  Policer is never violated
  Received: 0           Arrival rate: 0 pps
  Dropped: 0           Max arrival rate: 0 pps
  Dropped by aggregate policer: 0
FPC slot 1 information:
  Policer is never violated
  Received: 0           Arrival rate: 0 pps
  Dropped: 0           Max arrival rate: 0 pps
  Dropped by aggregate policer: 0

```

```

Packet type: padn
System-wide information:
  Bandwidth is never violated
  Received: 0           Arrival rate: 0 pps
  Dropped: 0           Max arrival rate: 0 pps
Routing Engine information:
  Policer is never violated
  Received: 0           Arrival rate: 0 pps
  Dropped: 0           Max arrival rate: 0 pps
  Dropped by aggregate policer: 0
FPC slot 1 information:
  Policer is never violated
  Received: 0           Arrival rate: 0 pps
  Dropped: 0           Max arrival rate: 0 pps
  Dropped by aggregate policer: 0

```

```

show ddos-protection protocols pppoe statistics brief
user@host> show ddos-protection protocols pppoe statistics brief

```

Protocol	Packet	Received	Dropped	Rate	Violation	State
group	type	(packets)	(packets)	(pps)	counts	
pppoe	aggregate	60901227	0	4000	0	ok
pppoe	padi	30450613	22838981	2000	1	viol
pppoe	pado	0	0	0	0	ok
pppoe	padr	30450614	22838977	2000	1	viol
pppoe	pads	0	0	0	0	ok
pppoe	padt	0	0	0	0	ok
pppoe	padm	0	0	0	0	ok
pppoe	padn	0	0	0	0	ok

show ddos-protection protocols violations

Syntax	show ddos-protection protocols <i><protocol-group></i> violations
Release Information	Command introduced in Junos OS Release 11.2.
Description	Display information about DDoS policer violations for all protocol groups or for a particular protocol group.
Options	<i>protocol-group</i> —(Optional) Display DDoS protection information for a particular protocol group. See show ddos-protection protocols for a list of available groups.
Required Privilege Level	view
Related Documentation	<ul style="list-style-type: none"> • clear ddos-protection protocols on page 1650 • show ddos-protection protocols on page 1651 • show ddos-protection protocols parameters on page 1663 • show ddos-protection protocols statistics on page 1670
List of Sample Output	show ddos-protection protocols violations on page 1681 show ddos-protection protocols dhcpv4 violations on page 1681 show ddos-protection protocols pppoe violations on page 1681
Output Fields	Table 267 on page 1680 lists the output fields for the show ddos-protection protocols violations command. Output fields are listed in the approximate order in which they appear.

Table 267: show ddos-protection protocols violations Output Fields

Field Name	Field Description
Number of packet types that are being violated	Number of individual policers and aggregate policers that are currently being violated
Protocol Group	Name of protocol group
Packet type	Name of packet type in protocol group
Bandwidth (pps)	Policer bandwidth
Arrival rate (pps)	Current traffic rate for packets arriving from all cards and at the Routing Engine
Peak rate (pps)	Highest traffic rate for packets arriving from all cards and at the Routing Engine
Policer bandwidth violation detected at	Timestamp of the policer violation

Table 267: show ddos-protection protocols violations Output Fields (*continued*)

Field Name	Field Description
Detected on	Slot number of the card on which the violation was detected

Sample Output

```

user@host> show ddos-protection protocols violations
Number of packet types that are being violated: 2
Protocol  Packet      Bandwidth  Arrival  Peak  Policer bandwidth
group     type        (pps)      rate(pps) rate(pps) violation detected at
pppoe     padi        500        2000     2001  2011-04-19 08:23:17 PDT
          Detected on: FPC-1
pppoe     padr        500        1999     2001  2011-04-19 08:23:17 PDT
          Detected on: FPC-1

user@host> show ddos-protection protocols dhcpv4 violations
Number of packet types that are being violated: 0

user@host> show ddos-protection protocols pppoe violations
Number of packet types that are being violated: 2
Protocol  Packet      Bandwidth  Arrival  Peak  Policer bandwidth
group     type        (pps)      rate(pps) rate(pps) violation detected at
pppoe     padi        500        2000     2001  2011-04-19 08:23:17 PDT
          Detected on: FPC-1
pppoe     padr        500        1999     2001  2011-04-19 08:23:17 PDT
          Detected on: FPC-1

```

show ddos-protection statistics

Syntax	show ddos-protection statistics
Release Information	Command introduced in Junos OS Release 11.2.
Description	Display DDoS protection global statistics for bandwidth violations.
Options	This command has no options.
Required Privilege Level	view
Related Documentation	<ul style="list-style-type: none"> • clear ddos-protection protocols on page 1650 • show ddos-protection protocols on page 1651 • show ddos-protection version on page 1683
List of Sample Output	show ddos-protection statistics on page 1682
Output Fields	Table 268 on page 1682 lists the output fields for the show ddos-protection statistics command. Output fields are listed in the approximate order in which they appear.

Table 268: show ddos-protection statistics Output Fields

Field Name	Field Description
Currently violated packet types	Number of packet types currently experiencing a bandwidth violation.
Packet types have seen violations	Number of packet types that have experienced a bandwidth violation since statistics were cleared.
Total violation counts	Total number of bandwidth violations.

Sample Output

```

show ddos-protection statistics  user@host> show ddos-protection statistics
                                DDOS protection global statistics:
                                Currently violated packet types:      2
                                Packet types have seen violations:     2
                                Total violation counts:                 2

```


show ddos-protection version

Syntax	show ddos-protection version
Release Information	Command introduced in Junos OS Release 11.2.
Description	Display the DDoS protection version.
Options	This command has no options.
Required Privilege Level	view
Related Documentation	<ul style="list-style-type: none"> • clear ddos-protection protocols on page 1650 • show ddos-protection protocols on page 1651 • show ddos-protection statistics on page 1682
List of Sample Output	show ddos-protection version on page 1683
Output Fields	Table 269 on page 1683 lists the output fields for the show ddos-protection version command. Output fields are listed in the approximate order in which they appear.

Table 269: show ddos-protection version Output Fields

Field Name	Field Description
Version	Version number of the DDoS protection code.
Total protocol groups	Number of protocol groups configured with DDoS protection.
Total tracked packet types	Number of protocol packet types configured with DDoS protection.

Sample Output

```

show ddos-protection version user@host> show ddos-protection version
version DDOS protection, Version 1.0
        Total protocol groups      = 83
        Total tracked packet types = 154

```


Dynamic Application Awareness Operational Mode Commands

Table 270 on page 1685 summarizes the command line interface (CLI) commands that you can use to monitor and troubleshoot services pertaining to Dynamic Application Awareness operations.

Table 270: Dynamic Application Awareness Operational Mode Commands

Task	Command
Clear entries from application system cache.	<code>clear services application-identification application-system-cache</code>
Clear application- aware access list (AACL) statistics.	<code>clear services application-aware-access-list statistics</code>
Clear application identification counters.	<code>clear services application-identification counter</code>
Clear IDP ip-action entries.	<code>clear services flows ip-action</code>
Clear local policy decision function (L-PDF) statistics.	<code>clear services local-policy-decision-function statistics</code>
Display application-aware-access-list (AACL) flows.	<code>show services application-aware-access-list flows</code>
Display application-aware-access-list (AACL) statistics.	<code>show services application-aware-access-list statistics</code>
Display the database of cached values stored by the application identification (APPID) system.	<code>show services application-identification application-system-cache</code>
Display application identification (APPID) counter statistics.	<code>show services application-identification counter</code>
Display local policy decision function (L-PDF) flows.	<code>show services local-policy-decision-function flows</code>
Display local policy decision function (L-PDF) statistics.	<code>show services local-policy-decision-function statistics</code>



NOTE: For information about how to configure adaptive services, see the *Junos OS Services Interfaces Configuration Guide*.

clear services application-identification application-system-cache

Syntax	<code>clear services application-identification application-system-cache</code>
Release Information	Command introduced in Junos OS Release 9.5.
Description	Clear entries from application system cache.
Options	This command has no options.
Required Privilege Level	clear
Related Documentation	<ul style="list-style-type: none">• show services application-identification application-system-cache on page 1697

clear services application-aware-access-list statistics

Syntax	clear services application-aware-access-list statistics
Release Information	Command introduced in Junos OS Release 9.5.
Description	Clear application aware access list (AACL) statistics.
Options	This command has no options.
Required Privilege Level	clear
Related Documentation	<ul style="list-style-type: none">• show services application-aware-access-list statistics on page 1695

clear services application-identification counter

Syntax	clear services application-identification counter
Release Information	Command introduced in Junos OS Release 9.5.
Description	Clear application identification counters.
Options	This command has no options.
Required Privilege Level	clear
Related Documentation	<ul style="list-style-type: none">• show services application-identification counter on page 1699

clear services flows ip-action

Syntax	clear services flows ip-action
Release Information	Command introduced in Junos OS Release 10.0.
Description	Clear ip-action entries generated by the router to log, drop, or block traffic based on previous matches. The IP action options and targets are configured at the [edit security idp idp-policy <i>policy-name</i> rulebase-ips rule <i>rule-name</i> then] hierarchy level.
Options	This command has no options.
Required Privilege Level	clear
Output Fields	When you issue this command, you are provided feedback on the status of your request.

Sample Output

```
user@host> clear services flows ip-action
Interface  Service set      Flows removed
ms-4/0/0   idp-service       1
```


clear services local-policy-decision-function statistics

Syntax	clear services local-policy-decision-function statistics
Release Information	Command introduced in Junos OS Release 9.5.
Description	Clear local policy decision function (L-PDF) statistics.
Options	This command has no options.
Required Privilege Level	view
Related Documentation	<ul style="list-style-type: none">• show services local-policy-decision-function statistics on page 1704

show services application-aware-access-list flows

Syntax	show services application-aware-access-list flows <interface <i>interface-name</i>> <subscriber <i>subscriber-name</i>>
Release Information	Command introduced in Junos OS Release 10.1. Offload status for flows using Juniper Forwarding Mechanism (JFM) added in Junos OS Release 12.1.
Description	Display application-aware-access-list (AACL) flows. Offloading using JFM is supported only on MX Series routers with Modular Port Concentrators (MPCs).
Options	interface <i>interface-name</i> —Displays AACL flows for the specified interface(s) only. The keyword, interface, must be appended to the command. subscriber <i>subscriber-name</i> —Displays AACL flows for the specified subscriber(s) only. The keyword, subscriber, must be appended to the command.
Required Privilege Level	view
List of Sample Output	show services application-aware-access-list flows by interface on page 1693 show services application-aware-access-list flows by subscriber on page 1693 show services application-aware-access-list flows by subscriber for offloading using JFM on page 1694
Output Fields	Table 271 on page 1692 lists the output fields for the show services application-aware-access-list flows command. Output fields are listed in the approximate order in which they appear.

Table 271: show services application-aware-access-list flows Output Fields

Field Name	Field Description	Level of Output
5-tuple	This field comprises five components of the given flow. The components are: <ul style="list-style-type: none"> • Src IP • Dest IP • Src Port • Dest Port • Protocol 	All levels
Application-ID	The identification number associated with the application.	All levels
Dir	The direction in terms of input or output. <ul style="list-style-type: none"> • Input (I) • Output (O) 	All levels

Table 271: show services application-aware-access-list flows Output Fields (*continued*)

Field Name	Field Description	Level of Output
Off	The status of offload to Packet Forwarding Engine. The various options are: <ul style="list-style-type: none"> • Not Offloaded (-) • Policer Offloaded, Flow Not Offloaded (P) • Policer Not Offloaded, Flow Offloaded (F) • Policer and Offloaded (P+F) 	All levels
Off	The status of offload to Packet Forwarding Engine using JFM. The various options are: <ul style="list-style-type: none"> • Not Offloaded (-) • Offload requested but not completed (R) • Offload requested and completed (O) 	All levels
Actions	The types of actions displayed are: <ul style="list-style-type: none"> • discard: (D) • accept : A • accept, count [T]: C-A or C-G or C-T • accept, fwd-class [C]: FC • accept, policer [P]: P • accept, count [T], fwd-class [C]: C-T+FC • accept, count [T], policer [P]: C-T+P • accept, fwd-class [C], policer [P]: FC+P • accept, count[T],fwd-class[C],policer[P]: C-T+FC+P 	All levels

Sample Output

```

show services application-aware-access-list flows by interface
user@host>show services application-aware-access-list flows interface ge-1/0/5.0
Interface: ge-1/0/5.0
Service-set: aac1-countApps
Service-set interface: ms-0/0/0
Currently active flows: 2
High watermark flows: 2

5-tuple                                     Application-ID
Dir Off Action
-----
1.0.5.2:47072-> 10.10.254.116:80 ,6 junos:http [64]
I - C-T
10.10.254.116:80 -> 1.0.5.2:47072,6 junos:http [64]
O - C-T

show services application-aware-access-list flows by subscriber
user@host>show services application-aware-access-list flows subscriber user@juniper.net
Subscriber: user@juniper.net

Service-set: ss1
Service-set interface: ms-2/0/0
Currently active flows: 4
High watermark flows: 40

```

5-tuple	Application-ID	Dir	Off	Action
150.100.100.100:20109->160.200.200.200:80,17	junos:http [64]	I	-	C-T+FC+P
160.200.200.200:80->150.100.100.100:20109,17	junos:http [64]	O	-	C-T+FC+P
150.100.100.100:20108->160.100.100.100:80,17	junos:http [64]	I	P+F	C-T+FC+P
160.100.100.100:80->150.100.100.100:20108,17	junos:http [64]	O	P+F	C-T+FC+P

```

show services user@host>show services application-aware-access-list flows subscriber user@juniper.net
application-aware-access-list Subscriber: user@juniper.net
flows by subscriber for
offloading using JFM Service-set: ssl
Service-set interface: ms-2/0/0
Currently active flows: 4
High watermark flows: 40

```

5-tuple	Application-ID	Dir	Off	Action
150.100.100.100:20109->160.200.200.200:80,17	junos:http [64]			I
- C-T+FC+P				
160.200.200.200:80 ->150.100.100.100:20109,17	junos:http [64]			O
- C-T+FC+P				
150.100.100.100:20108->160.100.100.100:80,17	junos:http [64]			I
R C-T+FC+P				
160.100.100.100:80 ->150.100.100.100:20108,17	junos:http [64]			O
O C-T+FC+P				

show services application-aware-access-list statistics

Syntax	show services application-aware-access-list statistics <interface <i>interface-name</i>> <subscriber <i>subscriber-name</i>>
Release Information	Command introduced in Junos OS Release 9.5.
Description	Display application-aware-access-list (AACL) statistics.
Options	interface <i>interface-name</i> —(Optional) Displays AACL statistics for the specified interface(s) only. subscriber <i>subscriber-name</i> —(Optional) Displays AACL statistics for the specified subscriber(s) only.
Required Privilege Level	view
List of Sample Output	show services application-aware-access-list statistics by interface on page 1696 show services application-aware-access-list statistics by subscriber on page 1696
Output Fields	Table 272 on page 1695 lists the output fields for the show services application-aware-access-list statistics command. Output fields are listed in the approximate order in which they appear.

Table 272: show services application-aware-access-list statistics Output Fields

Field Name	Field Description	Level of Output
Interface	Interface name.	Subscriber option
Subscriber	Subscriber identifier.	Interface option
Service-set-interface	Service set interface name.	All levels
Service set	Service set name.	All levels
Application group	Application group identifier.	All levels
Packets in	Number of ingress packets.	All levels
Bytes in	Number of ingress bytes.	All levels
Packets out	Number of egress packets.	All levels
Bytes out	Number of egress bytes.	All levels

Sample Output

```
show services application-aware-access-list statistics by interface
user@host> show services application-aware-access-list statistics interface ge-0/0/0.100
Subscriber: user@juniper.net

service-set: IDP
service-set interface: ms-2/0/0

Application group      Application      Packets in      Bytes in
      Packets out      Bytes out
      junos:ftp [63]      5      334
      6      346

show services application-aware-access-list statistics by subscriber
user@host> show services application-aware-access-list statistics subscriber user@juniper.net
Interface: ge-1/1/0.0

Service-set-interface: ms-1/3/0
Service set: aacl-svc-set

Application-aware-access-list statistics

Application group      Packets in      Bytes in      Packets out      Bytes
out
P2P      16284      400      32025      200
FTP      8700      20000      5231000      100
```

show services application-identification application-system-cache

Syntax `show application-identification application-system-cache
<interface interface-name>`

Release Information Command introduced in Junos OS Release 9.5.
interface option added in Junos OS Release 10.1.

Description Display the database of cached values stored by the application identification (APPID) system.



NOTE: The `show services application-identification application-system-cache` command gives the information only when the application identifier (AI) is matched with the signature.

Options `interface interface-name`—Displays the services interfaces to query.

Required Privilege Level view

List of Sample Output [show application-identification application-system-cache on page 1697](#)

Output Fields [Table 273 on page 1697](#) lists the output fields for the **command-name** command. Output fields are listed in the approximate order in which they appear.

Table 273: show application-identification application-system-cache Output Fields

Field Name	Field Description	Level of Output
IP address	IP address.	All levels
Port	Port number.	All levels
Protocol	Protocol name.	All levels
Application	Application number.	All levels
CPU	CPU number	All levels

Sample Output

```

show application-identification application-system-cache
user@host> show application-identification application-system-cache interface ms-1/0/0
pic: 2/0
IP address      Port      Protocol  Application  CPU

```

10.1.1.2	81	TCP	63	18
----------	----	-----	----	----

show services application-identification counter

Syntax	show services application-identification counter <interface <i>interface-name</i>>
Release Information	Command introduced in Junos OS Release 9.5. interface option added in Junos OS Release 10.1.
Description	Display application identification (APPID) counter statistics.
Options	interface <i>interface-name</i> —Displays the services interfaces to query.
Required Privilege Level	view
List of Sample Output	show services application-identification counter on page 1700 show services application-identification counter on page 1700
Output Fields	Table 274 on page 1699 lists the output fields for the show services application-identification counter command. Output fields are listed in the approximate order in which they appear.

Table 274: show services application-identification counter Output Fields

Field Name	Field Description
pic	PIC number.
Total sessions	Total number of sessions.
Total identified sessions	Total number of identified sessions.
Total unidentified sessions	Total number of unidentified sessions.
Total identified-by-address sessions	Number of sessions identified by address.
Total unidentified-by-address sessions	Number of sessions not identified by address.
Total identified-by-port sessions	Number of sessions identified by port.
Total unidentified-by-port sessions	Number of sessions not identified by port.
Total identified-by-icmp sessions	Number of sessions identified by ICMP.
Total unidentified-by-icmp sessions	Number of sessions not identified by ICMP.
Total identified-by-ip-protocol sessions	Number of sessions identified by IP protocol.
Total unidentified-by-ip-protocol sessions	Number of sessions not identified by IP protocol.
Total identified-by-signature sessions	Number of sessions identified by signature.

Table 274: show services application-identification counter Output Fields (*continued*)

Field Name	Field Description
Total unidentified-by-signature sessions	Number of sessions not identified by signature.
Total unspecified encrypted sessions	Number of encrypted sessions not specified by normal processes.
Total encrypted P2P sessions	Number of encrypted point-to-point sessions.
Total application system cache hits	Number of sessions found in the application system cache.
Total application system cache misses	Number of sessions not found in the application system cache.
Total identified-by-protocol sessions	Number of sessions identified by protocol.
Total unidentified-by-protocol sessions	Number of sessions not identified by protocol.

Sample Output

```

show services application-identification counter
user@host> show services application-identification counter interface ms-1/0/0
Counter Statistics:
  pic: 1/1
  Total sessions: 11
  Total identified sessions: 11
  Total un-identified sessions: 0
Address Method
  Total identified-by-address sessions: 0
  Total unidentified-by-address sessions: 11
Port Method
  Total identified-by-port sessions: 1
  Total unidentified-by-port sessions: 0
  Total identified-by-icmp sessions: 0
  Total unidentified-by-icmp sessions: 0
  Total identified-by-ip-protocol sessions: 0
  Total unidentified-by-ip-protocol sessions: 0
Signature Method
  Total identified-by-signature sessions: 11
  Total unidentified-by-signature sessions: 0
  Total unspecified encrypted sessions: 2
  Total encrypted P2P sessions: 2
  Total application system cache hits: 10
  Total application system cache misses: 1
Protocol Method
  Total identified-by-protocol sessions: 0
  Total unidentified-by-protocol sessions: 0

show services application-identification counter
user@host> show services application-identification counter interface ams0
Counter Statistics:
  pic: ams0
  Total sessions: 20
  Total identified sessions: 20
  Total un-identified sessions: 0
Protocol Method
  Total identified-by-protocol sessions: 0
  Total unidentified-by-protocol sessions: 0

```

Address Method

Total identified-by-address sessions: 0

Total un-identified-by-address sessions: 0

Port Method

Total identified-by-port sessions: 0

Total un-identified-by-port sessions: 0

Total identified-by-icmp sessions: 0

Total un-identified-by-icmp sessions: 0

Total identified-by-ip-protocol sessions: 0

Total un-identified-by-ip-protocol sessions: 0

Signature Method

Total identified-by-signature sessions: 20

Total identified-by-signature uni-directional sessions: 0

Total un-identified-by-signature sessions: 0

Total application system cache hits: 0

Total application system cache misses: 0

show services local-policy-decision-function flows

Syntax	show services local-policy-decision-function flows (interface <i>interface-name</i> subscriber <i>subscriber-name</i>)
Release Information	Command introduced in Junos OS Release 9.5.
Description	Display local policy decision function (L-PDF) flows.
Options	<p>interface <i>interface-name</i>—Display L-PDF flows for the specified interfaces only.</p> <p>subscribers <i>subscriber-name</i>—Display L-PDF flows for the specified subscribers only.</p>
Required Privilege Level	view
List of Sample Output	<p>show services local-policy-decision-function flows by interface on page 1703</p> <p>show services local-policy-decision-function flows by subscriber on page 1703</p>
Output Fields	<p>Table 275 on page 1702 lists the output fields for the show services local-policy-decision-function flows command. Output fields are listed in the approximate order in which they appear.</p>

Table 275: show services local-policy-decision-function flows Output Fields

Field Name	Field Description
Interface	Interface name.
service-set	Service set name.
service-set-interface	Service set interface name.
Currently active flows	Number of currently active flows.
High watermark flows	Maximum number of flows.
Protocol	(With interface option) Protocol identifier.
Source address	(With interface option) Source address.
Source port	(With interface option) Source port.
Destination address	(With interface option) Destination address.
Destination port	(With interface option) Destination port.
Application	(With interface option) Application name.
Application group	(With interface option) Application group identifier.

Sample Output

```

show services      user@host> show services local-policy-decision-function flows subscriber user@juniper.net
local-policy-      Interface: ge-0/0/5.26
decision-function
flows by interface service-set: aac1_ms30
                    service-set interface: ms-3/0/0

                    Currently active flows: 0
                    High watermark flows: 0

show services      user@host> show services local-policy-decision-function flows interface ge-1/1/0
local-policy-      Interface: ge-1/1/0.0
decision-function
flows by subscriber service-set: IDP
                    service-set interface: ms-2/0/0

                    Currently active flows: 2
                    High watermark flows: 2

                    Protocol   Source address   Source port   Destination address   Destination port
                      Application      Application group
                    -----
                    tcp        10.1.1.2        81           20.1.1.2             32813
                      junos:ftp [63]      unknown [1023]
                    tcp        20.1.1.2        32813        10.1.1.2             81
                      junos:ftp [63]      unknown [1023]

```

show services local-policy-decision-function statistics

Syntax	show services local-policy-decision-function statistics (<i>interface interface-name</i> <i>subscriber subscriber-name</i>)
Release Information	Command introduced in Junos OS Release 9.5.
Description	Display local-policy-decision-function (L-PDF) statistics.
Options	<p>interface interface-name—Display L-PDF statistics for the specified interface(s) only.</p> <p>subscriber subscriber-name—Display L-PDF statistics for the specified subscriber(s) only.</p>
Required Privilege Level	view
List of Sample Output	<p>show services local-policy-decision-function statistics by interface on page 1705</p> <p>show services local-policy-decision-function statistics by subscriber on page 1705</p>
Output Fields	<p>Table 276 on page 1704 lists the output fields for the show services local-policy-decision-function statistics command. Output fields are listed in the approximate order in which they appear.</p>

Table 276: show services local-policy-decision-function statistics Output Fields

Field Name	Field Description
Interface	Interface name.
service-set	Service set name.
service-set-interface	Service set interface name.
Application group	Application group identifier.
Application	Application name.
Packets in	Number of ingress packets.
Bytes in	Number of ingress bytes.
Packets out	Number of egress packets.
Bytes out	Number of egress bytes.

Sample Output

```

show services local-policy-decision-function statistics by interface
user@host> show services local-policy-decision-function statistics interface ge-1/1/0
Interface: ge-1/1/0.0
service-set: IDP
service-set interface: ms-2/0/0

Application group      Application      Packets in      Bytes in
      Packets out      Bytes out
      junos:ftp [63]      5      334
      6      346

show services local-policy-decision-function statistics by subscriber
user@host> show services local-policy-decision-function statistics subscriber user@juniper.net
Service-set-interface: ms-1/3/0
Service set: aac1-svc-set
Application-aware-access-list statistics

Application group      Packets in      Bytes in      Packets out      Bytes
out
P2P      16284      400      32025      200
FTP      8700      20000      5231000      100

```


Flow Collection and Monitoring Operational Mode Commands

Table 277 on page 1707 summarizes the command-line interface (CLI) commands you can use to monitor and troubleshoot flow collection and monitoring services. In the table, the commands are grouped by functionality. In the remainder of this chapter, they are listed strictly in alphabetical order.

Table 277: Flow Collection and Monitoring Operational Commands

Task	Command
Active Flow Monitoring	
Display information about next-hop groups.	<code>show forwarding-options next-hop-group</code>
Display information about port-mirroring instances.	<code>show forwarding-options port-mirroring</code>
Display information about aggregated flows.	<code>show services accounting aggregation</code>
Display information about flow aggregation templates.	<code>show services accounting aggregation template</code>
Display error statistics.	<code>show services accounting errors</code>
Display the number of active flow statistics.	<code>show services accounting flow</code>
Display information about the flows being processed by the accounting service.	<code>show services accounting flow-detail</code>
Display memory and flow record statistics.	<code>show services accounting memory</code>
Display packet size distribution histogram.	<code>show services accounting packet-size-distribution</code>
Display available PICs for the service and redundancy model.	<code>show services accounting status</code>
Display the CPU usage of the PIC.	<code>show services accounting usage</code>

Table 277: Flow Collection and Monitoring Operational Commands (*continued*)

Task	Command
Dynamic Flow Capture	
Clear dynamic flow capture information.	<code>clear services dynamic-flow-capture</code>
Display information for a content destination.	<code>show services dynamic-flow-capture content-destination</code>
Display information for a control source.	<code>show services dynamic-flow-capture control-source</code>
Display dynamic flow capture statistics.	<code>show services dynamic-flow-capture statistics</code>
Flow Collection	
Clear the flow collector statistics for one interface or all interfaces.	<code>clear services flow-collector statistics</code>
Switch to the primary server.	<code>request services flow-collector change-destination primary interface</code>
Switch to the secondary server.	<code>request services flow-collector change-destination secondary interface</code>
Transfer a test file to the primary or secondary FTP server configured as a flow collector.	<code>request services flow-collector test-file-transfer</code>
Display information about the files present on the collector service.	<code>show services flow-collector file interface</code>
Display the number of packets received by one or more flow collection interfaces from one or all monitoring interfaces.	<code>show services flow-collector input interface</code>
Display overall statistics for the flow collector application.	<code>show services flow-collector interface</code>
Passive Flow Monitoring	
Clear passive monitoring statistics.	<code>clear passive-monitoring statistics</code>
Display error statistics.	<code>show passive-monitoring error</code>
Display the number of active flow statistics.	<code>show passive-monitoring flow</code>
Display memory and flow record statistics.	<code>show passive-monitoring memory</code>
Display available PICs for the service and redundancy model.	<code>show passive-monitoring status</code>

Table 277: Flow Collection and Monitoring Operational Commands (*continued*)

Task	Command
Display the CPU usage of the PIC.	<code>show passive-monitoring usage</code>



NOTE: Active flow monitoring is supported on the adaptive services interface (`sp-fpc/pic/port`) on J Series, M Series, and T Series routers, and on the flow monitoring (`mo-fpc/pic/port`) interface on the M Series and T Series routers.

Flow collection is supported on the flow collector interface (`cp-fpc/pic/ /port`) on M40e, M160, and M320 routers and on the T Series routers.

Passive flow monitoring is supported on the flow monitoring interface (`mo-fpc/pic/port`) on the M40e, M160, and M320 routers and on the T Series routers.



NOTE: For information about how to configure flow collection and monitoring services, see the *Junos OS Services Interfaces Configuration Guide*.

clear services dynamic-flow-capture

Syntax	<code>clear services dynamic-flow-capture capture-group <i>group-name</i></code> <code><criteria-identifier <i>identifier</i>></code> <code><destination-identifier <i>identifier</i>></code> <code><force></code> <code><static></code>
Release Information	Command introduced in Junos OS Release 7.4.
Description	(M320 routers and T Series routers only) Clear dynamic flow capture information for specified capture group.
Options	<code>capture-group <i>group-name</i></code> —Capture-group identifier. <code>criteria-identifier <i>identifier</i></code> —(Optional) Criteria identifier. <code>destination-identifier <i>identifier</i></code> —(Optional) Content destination identifier. <code>force</code> —(Optional) Force clearing of criteria. <code>static</code> —(Optional) Clear static criteria.
Required Privilege Level	network
List of Sample Output	clear services dynamic-flow-capture on page 1710
Output Fields	When you enter this command, you are provided feedback on the status of your request.

Sample Output

<code>clear services dynamic-flow-capture</code>	<code>user@host> clear services dynamic-flow-capture capture-group flow-a</code>
--	---

clear passive-monitoring statistics

Syntax	clear passive-monitoring statistics (all interface <i>interface-name</i>)
Release Information	Command introduced in Junos OS Release 7.6.
Description	(M40e, M160, and M320 routers and T Series routers only) Clear statistics for one passive monitoring interface or for all passive monitoring interfaces.
Options	all —Clear statistics for all configured passive monitoring interfaces. interface <i>interface-name</i> —Clear statistics for the specified passive monitoring interface (<i>mo-fpc/pic/port</i>).
Required Privilege Level	network
List of Sample Output	clear passive-monitoring statistics on page 1711
Output Fields	When you enter this command, you are provided feedback on the status of your request.

Sample Output

clear passive-monitoring statistics	user@host> clear passive-monitoring statistics interface mo-5/0/0
---	---

clear services flow-collector statistics

Syntax	clear services flow-collector statistics (all interface <i>interface-name</i>)
Release Information	Command introduced before Junos OS Release 7.4.
Description	(M40e, M160, and M320 routers and T Series routers only) Clear statistics for one flow collector interface or for all flow collector interfaces.
Options	all —Clear statistics for all configured flow collector interfaces. interface <i>interface-name</i> —Clear statistics for the specified flow collector interface (<i>cp-fpc/pic/port</i>).
Required Privilege Level	network
List of Sample Output	clear services flow-collector statistics on page 1712
Output Fields	When you enter this command, you are provided feedback on the status of your request.

Sample Output

clear services flow-collector statistics	user@host> clear services flow-collector statistics interface cp-5/0/0 Flow collector interface: cp-5/0/0 Interface state: Collecting flows Statistics cleared successfully
---	--

request services flow-collector change-destination primary interface

Syntax	request services flow-collector change-destination primary interface <i>cp-fpc/pic/port</i> <clear-files> <clear-logs> <immediately gracefully>
Release Information	Command introduced before Junos OS Release 7.4.
Description	(M40e, M160, and M320 routers and T Series routers only) Switch to the primary File Transfer Protocol (FTP) server that is configured as a flow collector.
Options	<p>none—Switch to the primary FTP server.</p> <p>cp-fpc/pic/port—Specify the flow collector interface name for the primary destination.</p> <p>clear-files—(Optional) Request clearing of existing data files in the FTP wait queue when the switch takes place.</p> <p>clear-logs—(Optional) Request clearing of existing logs when the switch takes place.</p> <p>immediately gracefully—(Optional) Specify whether you want the switch to take place immediately, or to affect only newly created files.</p>
Required Privilege Level	maintenance
List of Sample Output	request services flow-collector change-destination primary interface on page 1713
Output Fields	When you enter this command, you are provided feedback on the status of your request.

Sample Output

request services flow-collector change-destination primary interface	<pre>user@host> request services flow-collector change-destination primary interface cp-6/0/0 Flow collector interface: cp-6/0/0 Interface state: Collecting flows Destination change successful</pre>
---	---

request services flow-collector change-destination secondary interface

Syntax	<code>request services flow-collector change-destination secondary interface <i>cp-fpc/pic/port</i> <clear-files> <clear-logs> <immediately gracefully></code>
Release Information	Command introduced before Junos OS Release 7.4.
Description	(M40e, M160, and M320 routers and T Series routers only) Switch to the secondary File Transfer Protocol (FTP) server that is configured as a flow collector.
Options	<p>none—Switch to the secondary FTP server.</p> <p><i>cp-fpc/pic/port</i>—Specify the flow collector interface name (<i>cp-fpc/pic/port</i>) for the secondary destination.</p> <p>clear-files—(Optional) Request clearing of existing data files in the FTP wait queue when the switch takes place.</p> <p>clear-logs—(Optional) Request clearing of existing logs when the switch takes place.</p> <p>immediately gracefully—(Optional) Specify whether you want the switch to take place immediately, or to affect only newly created files.</p>
Required Privilege Level	maintenance
List of Sample Output	request services flow-collector change-destination secondary interface on page 1714
Output Fields	When you enter this command, you are provided feedback on the status of your request.

Sample Output

request services flow-collector change-destination secondary interface	<pre>user@host> request services flow-collector change-destination secondary interface cp-6/0/0 Flow collector interface: cp-6/0/0 Interface state: Collecting flows Destination change successful</pre>
---	---

request services flow-collector test-file-transfer

Syntax	<code>request services flow-collector test-file-transfer <i>filename</i> interface (all <i>cp-fpc/pic/port</i>) (channel-zero channel-one) (primary secondary)</code>
Release Information	Command introduced before Junos OS Release 7.4.
Description	(M40e, M160, and M320 routers and T Series routers only) Transfer a test file to the primary or secondary File Transfer Protocol (FTP) server that is configured as a flow collector. This command verifies that the output side of the flow collector interface is operating properly.
Options	<p><i>filename</i>—Name of the test file to transfer.</p> <p>interface all <i>cp-fpc/pic/port</i>—Transfer a test file of flows from all configured flow collector interfaces or from only the specified interface.</p> <p>channel-zero channel-one—Transfer a file from export channel 0 (unit 0) or channel 1 (unit 1) of the PIC.</p> <p>primary secondary—Transfer a file to the primary or secondary server configured as a flow collector.</p>
Required Privilege Level	network
List of Sample Output	request services flow-collector test-file-transfer on page 1715
Output Fields	When you enter this command, you are provided feedback on the status of your request.

Sample Output

```

request services  user@router> request services flow-collector test-file-transfer test_file interface cp-7/1/0
flow-collector   channel-one primary
test-file-transfer

Flow collector interface: cp-7/1/0
Interface state: Collecting flows
Response: Test file transfer successfully scheduled

```

show forwarding-options next-hop-group

Syntax	show forwarding-options next-hop-group <terse brief detail> <group-name>
Release Information	Command introduced in Junos OS Release 9.6.
Description	Display current state of next-hop groups.
Options	terse brief detail —(Optional) Display the specified level of output. group-name —(Optional) Display a single next-hop group.
Required Privilege Level	view
Related Documentation	<ul style="list-style-type: none"> • show forwarding-options port-mirroring on page 1719
List of Sample Output	show forwarding-options next-hop-group terse on page 1717 show forwarding-options next-hop-group brief on page 1717 show forwarding-options next-hop-group detail on page 1717
Output Fields	Table 278 on page 1716 lists the output fields for the show forwarding-options next-hop-group command. Output fields are listed in the approximate order in which they appear.

Table 278: show forwarding-options next-hop-group Output Fields

Field Name	Field Description	Level of Output
Next-hop-group	Name of next-hop group.	All levels
Type	Next-hop group type, such as inet or layer-2 .	All levels
State	Next-hop group state, either up or down .	All levels
Members Interfaces	Names of interfaces to which next-hop group members belong.	brief detail
Members Subgroup	Names of subgroups to which next-hop group members belong.	brief detail
Number of members configured	Number of next-hop group members configured.	detail
Number of members that are up	Number of next-hop group members that are up.	detail

Table 278: show forwarding-options next-hop-group Output Fields (*continued*)

Field Name	Field Description	Level of Output
Number of subgroups configured	Number of subgroups configured.	detail
Number of subgroups that are up	Number of subgroups that are up.	detail

Sample Output

```

show forwarding-options next-hop-group terse
user@host> show forwarding-options next-hop-group terse
Next-hop-group      Type      State
inet_nhg            inet      up
vpls_nhg            layer-2   up
vpls_nhg_2          layer-2   down

```

```

show forwarding-options next-hop-group brief
user@host> show forwarding-options next-hop-group brief
Next-hop-group: inet_nhg
Type: inet      State: up
Members Interfaces:
  ge-2/0/2.101 next-hop 101.2.0.2

Next-hop-group: vpls_nhg
Type: layer-2   State: up
Members Interfaces:
  ge-2/0/1.100
  ge-2/2/9.0
Members Subgroup: vpls_subg
Members Interfaces:
  ge-2/0/1.101
  ge-2/2/9.1

Next-hop-group: vpls_nhg_2
Type: layer-2   State: down

```

```

show forwarding-options next-hop-group detail
user@host> show forwarding-options next-hop-group detail
Next-hop-group: inet_nhg
Type: inet      State: up
Number of members configured      : 2
Number of members that are up    : 1
Number of subgroups configured    : 0
Number of subgroups that are up  : 0
Members Interfaces:              State
  ge-2/0/2.101 next-hop 101.2.0.2  up
  ge-2/2/8.2   next-hop 2.8.0.2    down

Next-hop-group: vpls_nhg
Type: layer-2   State: up
Number of members configured      : 2
Number of members that are up    : 2
Number of subgroups configured    : 1
Number of subgroups that are up  : 1
Members Interfaces:              State
  ge-2/0/1.100                    up

```

```
ge-2/2/9.0          up
Members Subgroup: vpls_subg      up
  Number of members configured    : 2
  Number of members that are up   : 2
Members Interfaces:
  ge-2/0/1.101          up
ge-2/2/9.1          up

Next-hop-group: vpls_nhg_2
Number of members configured      : 2
Number of members that are up    : 0
Number of subgroups configured   : 0
Number of subgroups that are up  : 0
Type: layer-2                    State: down
Members Interfaces:              State
  ge-2/2/1.100              down
  ge-2/3/9.0                down
```

show forwarding-options port-mirroring

Syntax	show forwarding-options port-mirroring <terse detail> <instance-name>
Release Information	Command introduced in Junos OS Release 9.6.
Description	Display current state of port-mirroring instances.
Options	terse detail —(Optional) Display the specified level of output. instance-name —(Optional) Display a single port-mirroring instance.
Required Privilege Level	view
Related Documentation	<ul style="list-style-type: none"> • show forwarding-options next-hop-group on page 1716
List of Sample Output	show forwarding-options port-mirroring terse on page 1720 show forwarding-options port-mirroring detail on page 1720
Output Fields	Table 279 on page 1719 lists the output fields for the show forwarding-options port-mirroring command. Output fields are listed in the approximate order in which they appear.

Table 279: show forwarding-options port-mirroring Output Fields

Field Name	Field Description	Level of Output
Instance Name	Name of port-mirroring instance.	All levels
Instance Id	Instance identification number.	All levels
State	Instance state, either up or down .	All levels
Input parameters		
Rate	Rate (ratio of packets sampled).	detail
Run-length	Run length (number of consecutive packets sampled).	detail
Maximum-packet-length	Maximum packet length.	detail
Output parameters		
Family	Protocol family.	detail
State	Instance state, either up or down .	detail
Destination	Destination (next-hop group name).	detail

Sample Output

```
show forwarding-options port-mirroring terse
forwarding-options
port-mirroring terse
user@host> show forwarding-options port-mirroring terse
Instance Name      Instance Id  State
&global_instance  1           up
inst1              2           up

show forwarding-options port-mirroring detail
forwarding-options
port-mirroring detail
user@host> show forwarding-options port-mirroring detail
Instance Name: &global_instance
Instance Id: 1      State: up
Input parameters:
  Rate: 10
  Run-length: 4
  Maximum-packet-length: 0
Output parameters:
  Family: inet      State: up Destination: inet_nhg
  Family: vpls/bridge State: up Destination: vpls_nhg

Instance Name: inst1
Instance Id: 2      State: up
Input parameters:
  Rate: 1
  Run-length: 0
  Maximum-packet-length: 200
Output parameters:
  Family: inet      State: up Destination: inet_nhg
  Family: vpls/bridge State: down Destination: vpls_nhg_2
```

show passive-monitoring error

Syntax	<code>show passive-monitoring error (* all mo-fpc/pic/port)</code>
Release Information	Command introduced before Junos OS Release 7.4.
Description	(M40e, M160, and M320 routers and T Series routers only) Display passive monitoring error statistics.
Options	<code>* all mo-fpc/pic/port</code> —Display error statistics for monitoring interfaces. Use a wildcard character, specify all interfaces, or provide a specific interface name.
Required Privilege Level	view
List of Sample Output	show passive-monitoring error all on page 1722
Output Fields	Table 280 on page 1721 lists the output fields for the show passive-monitoring error command. Output fields are listed in the approximate order in which they appear.

Table 280: show passive-monitoring error Output Fields

Field Name	Field Description
Passive monitoring interface	Name of the passive monitoring interface.
Local interface index	Index counter of the local interface.
Interface state	State of the passive monitoring interface: <ul style="list-style-type: none"> • Monitoring—Specified interface is actively monitoring. • Disabled—Specified interface has been disabled from the CLI. • Not monitoring—The interface is operational, but not monitoring. This condition occurs when an interface first comes online, or when the interface is operational, but no logical unit has been configured under the physical interface. • Unknown—Unknown state. • Error—An error occurred during the process of determining the state of the interface.
Error information	
Packets dropped (no memory)	Number of packets dropped because of memory shortage.
Packets dropped (not IP)	Number of non-IP packets dropped.
Packets dropped (not IPv4)	Number of packets dropped because they failed the IPv4 version check.
Packets dropped (header too small)	Number of packets dropped because the packet length or IP header length was too small.

Table 280: show passive-monitoring error Output Fields (*continued*)

Field Name	Field Description
Memory allocation failures	Number of flow record memory allocation failures. A small number reflects failures to replenish the free list. A large number indicates the monitoring station is almost out of memory space.
Memory free failures	Number of flow record memory free failures.
Memory free list failures	Number of flow records received from free list that failed. Memory is nearly exhausted or too many new flows greater than 128 KB are being created per second.
Memory warning	Whether the flows have exceeded 1 million packets per second (Mpps) on a Monitoring Services PIC or 2 Mpps on a Monitoring Services II PIC. The response can be Yes or No .
Memory overload	Whether the memory has been overloaded. The response can be Yes or No .
PPS overload	Whether the PIC is receiving more packets per second than the configured threshold. The response can be Yes or No .
BPS overload	Whether the PIC is receiving more bits per second than the configured threshold. The response can be Yes or No .

Sample Output

```

show passive-monitoring error all
user@host> show passive-monitoring error all
Passive monitoring interface: mo-4/0/0, Local interface index: 44
Interface state: Monitoring
Error information
  Packets dropped (no memory): 0, Packets dropped (not IP): 0
  Packets dropped (not IPv4): 0, Packets dropped (header too small): 0
  Memory allocation failures: 0, Memory free failures: 0
  Memory free list failures: 0
  Memory warning: No, Memory overload: No, PPS overload: No, BPS overload: No

Passive monitoring interface: mo-4/1/0, Local interface index: 45
Interface state: Not monitoring
Error information
  Packets dropped (no memory): 0, Packets dropped (not IP): 0
  Packets dropped (not IPv4): 0, Packets dropped (header too small): 0
  Memory allocation failures: 0, Memory free failures: 0
  Memory free list failures: 0
  Memory warning: No, Memory overload: No, PPS overload: No, BPS overload: No

```


show passive-monitoring flow

Syntax	show passive-monitoring flow (* all mo- <i>fpc/pic/port</i>)
Release Information	Command introduced before Junos OS Release 7.4.
Description	(M40e, M160, and M320 routers and T Series routers only) Display passive flow statistics.
Options	* all mo- <i>fpc/pic/port</i> —Display passive flow statistics for monitoring interfaces. Use a wildcard character, specify all interfaces, or provide a specific interface name.
Required Privilege Level	view
List of Sample Output	show passive-monitoring flow all on page 1724
Output Fields	Table 281 on page 1723 lists the output fields for the show passive-monitoring flow command. Output fields are listed in the approximate order in which they appear.

Table 281: show passive-monitoring flow Output Fields

Field Name	Field Description
Passive monitoring interface	Name of the passive monitoring interface.
Local interface index	Index counter of the local interface.
Interface state	State of the passive monitoring interface: <ul style="list-style-type: none"> • Monitoring—Specified interface is actively monitoring. • Disabled—Specified interface has been disabled from the CLI. • Not monitoring—The interface is operational, but not monitoring. This condition occurs when an interface first comes online, or when the interface is operational, but no logical unit has been configured under the physical interface. • Unknown—Unknown state. • Error—An error occurred during the process of determining the state of the interface.
Flow information	
Flow packets	Number of packets received by an operational PIC.
Flow bytes	Number of bytes received by an operational PIC.
Flow packets 10-second rate	Number of packets per second handled by the PIC and displayed as a 10-second average.
Flow bytes 10-second rate	Number of bytes per second handled by the PIC and displayed as a 10-second average.
Active flows	Number of currently active flows tracked by the PIC.
Total flows	Total number of flows received by an operational PIC.

Table 281: show passive-monitoring flow Output Fields (*continued*)

Field Name	Field Description
Flows exported	Total number of flows exported by an operational PIC.
Flows packets exported	Total number of cflowd packets exported by an operational PIC.
Flows inactive timed out	Total number of flows that are exported because of inactivity.
Flows active timed out	Total number of long-lived flows that are exported because of an active timeout.

Sample Output

```

show user@host> show passive-monitoring flow all
passive-monitoring Passive monitoring interface: mo-4/0/0, Local interface index: 44
flow all          Interface state: Monitoring
                  Flow information
                  Flow packets: 6533434, Flow bytes: 653343400
                  Flow packets 10-second rate: 0, Flow bytes 10-second rate: 0
                  Active flows: 0, Total flows: 1599
                  Flows exported: 1599, Flows packets exported: 55
                  Flows inactive timed out: 1599, Flows active timed out: 0

                  Passive monitoring interface: mo-4/1/0, Local interface index: 45
                  Interface state: Monitoring
                  Flow information
                  Flow packets: 6537780, Flow bytes: 653778000
                  Flow packets 10-second rate: 0, Flow bytes 10-second rate: 0
                  Active flows: 0, Total flows: 1601
                  Flows exported: 1601, Flows packets exported: 55
                  Flows inactive timed out: 1601, Flows active timed out: 0

```

show passive-monitoring memory

Syntax	<code>show passive-monitoring memory (* all mo-<i>fpc/pic/port</i>)</code>
Release Information	Command introduced before Junos OS Release 7.4.
Description	(M40e, M160, and M320 routers and T Series routers only) Display passive monitoring memory and flow record statistics
Options	<code>* all mo-<i>fpc/pic/port</i></code> —Display memory and flow record statistics for monitoring interfaces. Use a wildcard character, specify all interfaces, or provide a specific interface name.
Required Privilege Level	view
List of Sample Output	show passive-monitoring memory all on page 1725
Output Fields	Table 282 on page 1725 lists the output fields for the <code>show passive-monitoring memory</code> command. Output fields are listed in the approximate order in which they appear.

Table 282: show passive-monitoring memory Output Fields

Field Name	Field Description
Passive monitoring interface	Name of the passive monitoring interface.
Local interface index	Index counter of the local interface.
Memory utilization	
Allocation count	Number of flow records allocated.
Free count	Number of flow records freed.
Maximum allocated	Maximum number of flow records allocated since the monitoring station booted. This number represents the peak number of flow records allocated at a time.
Allocations per second	Flow records allocated per second during the last statistics interval on the PIC.
Frees per second	Flow records freed per second during the last statistics interval on the PIC.
Total memory used, Total memory free	Total memory currently used and total amount of memory currently free (in bytes).

Sample Output

```

show user@host> show passive-monitoring memory all
passive-monitoring Passive monitoring interface: mo-4/0/0, Local interface index: 44
memory all      Memory utilization
                Allocation count: 1600, Free count: 1599, Maximum allocated: 1600

```

Allocations per second: 3200, Frees per second: 1438
Total memory used (in bytes): 103579176, Total memory free (in bytes):
163914184

show passive-monitoring status

Syntax	<code>show passive-monitoring status (* all mo-fpc/pic/port)</code>
Release Information	Command introduced before Junos OS Release 7.4.
Description	(M40e, M160, and M320 routers and T Series routers only) Display passive monitoring status.
Options	<code>* all mo-fpc/pic/port</code> —Display status for monitoring interfaces. Use a wildcard character, specify all interfaces, or provide a specific interface name.
Required Privilege Level	view
List of Sample Output	show passive-monitoring status all on page 1728
Output Fields	Table 283 on page 1727 lists the output fields for the show passive-monitoring status command. Output fields are listed in the approximate order in which they appear.

Table 283: show passive-monitoring status Output Fields

Output Field	Output Field Description
Passive monitoring interface	Name of the passive monitoring interface.
Local interface index	Index counter of the local interface.
Interface state	Monitoring state of the passive monitoring interface. <ul style="list-style-type: none"> • Monitoring—PIC is actively monitoring. • Disabled—PIC has been disabled using the CLI. • Not monitoring—PIC is operational, but not monitoring. This condition can happen while the PIC is coming online, or when the PIC is operational but has no logical unit configured under the physical interface. • Unknown
Group index	Integer that represents the monitoring group of which the PIC is a member. Group index is a mapping from the group name to an index. It is not related to the number of monitoring groups.
Export interval	Configured export interval for cflowd records, in seconds.
Export format	Configured export format (only cflowd version 5 is supported).
Protocol	Protocol the PIC is configured to monitor (only IPv4 is supported).
Engine type	Configured engine type that is inserted in output cflowd packets.
Engine ID	Configured engine ID that is inserted in output cflowd packets.

Sample Output

```
show user@host> show passive-monitoring status all
passive-monitoring Passive monitoring interface: mo-4/0/0, Local interface index: 44
status all         Interface state: Monitoring
                   Group index: 0
                   Export interval: 15 secs, Export format: cflowd v5
                   Protocol: IPv4, Engine type: 1, Engine ID: 1

                   Passive monitoring interface: mo-4/1/0, Local interface index: 45
                   Interface state: Disabled

                   Passive monitoring interface: mo-4/2/0, Local interface index: 46
                   Interface state: Not monitoring
```

show passive-monitoring usage

Syntax	<code>show passive-monitoring usage (* all mo-fpc/pic/port)</code>
Release Information	Command introduced before Junos OS Release 7.4.
Description	(M40e, M160, and M320 routers and T Series routers only) Display passive monitoring usage statistics.
Options	<code>* all mo-fpc/pic/port</code> —Display usage statistics for monitoring interfaces. Use a wildcard character, specify all interfaces, or provide a specific interface name.
Required Privilege Level	view
List of Sample Output	show passive-monitoring usage all on page 1729
Output Fields	Table 284 on page 1729 lists the output fields for the show passive-monitoring usage command. Output fields are listed in the approximate order in which they appear.

Table 284: show passive-monitoring usage Output Fields

Output Field	Output Field Description
Passive monitoring interface	Name of the passive monitoring interface.
Local interface index	Index counter of the local interface.
CPU utilization	
Uptime	Time, in milliseconds, that the PIC has been operational.
Interrupt time	Total time that the PIC has spent processing packets since the last PIC reset.
Load (5 second)	CPU load on the PIC, averaged more than 5 seconds. The number is a percentage obtained by dividing the time spent on active tasks by the total elapsed time.
Load (1 minute)	CPU load on the PIC, averaged more than 1 minute. The number is a percentage obtained by dividing the time spent on active tasks by the total elapsed time.

Sample Output

```

user@host> show passive-monitoring usage
Passive monitoring interface: mo-4/0/0, Local interface index: 44
CPU utilization
  Uptime: 653155 milliseconds, Interrupt time: 40213754 microseconds
  Load (5 second): 20%, Load (1 minute): 17%

Passive monitoring interface: mo-4/1/0, Local interface index: 45
CPU utilization
  Uptime: 652292 milliseconds, Interrupt time: 40223178 microseconds
  Load (5 second): 22%, Load (1 minute): 15%
```

```
Passive monitoring interface: mo-4/2/0, Local interface index: 46
CPU utilization
  Uptime: 649491 milliseconds, Interrupt time: 40173645 microseconds
  Load (5 second): 22%, Load (1 minute): 10098862%
```


show services accounting aggregation

Syntax	<pre>show services accounting aggregation <i>aggregation-type</i> <<i>aggregation-value</i>> <detail extensive terse> <limit <i>limit-value</i>> < name <i>service-name</i>> <order (bytes packets)></pre>
Release Information	Command introduced before Junos OS Release 7.4.
Description	Display information about the aggregated active flows being processed by the accounting service.
Options	<p><i>aggregation-type</i> <<i>aggregation-value</i>>—Display information for a particular aggregation type and optional value:</p> <ul style="list-style-type: none"> as <<i>source-as-value</i> <i>destination-as-value</i> <i>input-snmp-interface-index-value</i> <i>output-snmp-interface-index-value</i>>—Aggregate by autonomous system (AS). destination-prefix <<i>destination-prefix-value</i> <i>destination-as-value</i> <i>output-snmp-interface-index-value</i>>—Aggregate by destination prefix. protocol-port <<i>protocol-value</i> <i>source-port-value</i> <i>destination-port-value</i>>—Aggregate by protocol and port. source-destination-prefix <<i>source-prefix-value</i> <i>destination-prefix-value</i> <i>destination-as-value</i> <i>source-as-value</i> <i>input-snmp-interface-index-value</i> <i>output-snmp-interface-index-value</i>>—Aggregate by source and destination prefix. source-prefix <<i>source-prefix-value</i> <i>source-as-value</i> <i>input-snmp-interface-index-value</i>>—Aggregate by source prefix. <p>detail extensive terse—(Optional) Display the specified level of output.</p> <p>limit <i>limit-value</i>—(Optional) Limit the display output to this number of flows. The default is no limit.</p> <p>name <i>service-name</i>—(Optional) Display information about the aggregated flows for a particular service name.</p> <p>order (bytes packets)—(Optional) Display the flow with the ordering of the highest number, either by byte count or by packet count.</p>
Additional Information	For information about aggregation configuration options, see the Junos OS Services Interfaces Configuration Guide .
Required Privilege Level	view
List of Sample Output	show services accounting aggregation protocol-port detail on page 1733 show services accounting aggregation source-destination-prefix on page 1733

[show services accounting aggregation source-destination- prefix order packet detail on page 1733](#)

[show services accounting aggregation source-destination- prefix extensive limit on page 1734](#)

[show services accounting aggregation source-destination-prefix name terse on page 1734](#)

Output Fields Table 285 on page 1732 lists the output fields for the **show services accounting aggregation** command. Output fields are listed in the approximate order in which they appear.

Table 285: show services accounting aggregation Output Fields

Field Name	Field Description
Service Accounting interface	Name of the service accounting interface.
Local interface index	Index corresponding to the service accounting interface.
Service name	Name of a service that was configured at the [edit forwarding-options accounting] hierarchy level. The default display, (default sampling), indicates the service was configured at the [edit forwarding-options sampling-level] hierarchy level.
Protocol	Protocol identifier and number.
Source Port	Source port identifier and number.
Destination Port	Destination port identifier and number.
Source-AS	Source autonomous system (AS) number.
Destination-AS	Destination AS number.
Source Prefix	Source prefix.
Destination Prefix	Destination prefix.
Source address	Source address.
Source prefix length	Source prefix length.
Destination address	Destination address.
Destination prefix length	Destination prefix length.
Input SNMP interface index	SNMP index of the interface the packet came in on.
Output SNMP interface index	SNMP index of the interface the packet went out on.

Table 285: show services accounting aggregation Output Fields (*continued*)

Field Name	Field Description
Start time	Actual time when the packet in this aggregation was first seen.
End time	Actual time when the packet in this aggregation was last seen.
Flow count	Number of flows in the aggregation.
Packet count	Number of packets in the aggregation.
Byte count	Number of bytes in the aggregation.

Sample Output

```

show services accounting aggregation protocol-port detail
user@host> show service accounting aggregation protocol-port detail
Service Accounting interface: mo-2/0/0, Local interface index: 468
Service name: (default sampling)
  Protocol: 6, Source port: 20, Destination port: 20
  Start time: 442349, End time: 6425714
  Flow count: 194, Packet count: 4294964388, Byte count: 4294781184

  Protocol: 0, Source port: 0, Destination port: 0
  Start time: 442349, End time: 6425749
  Flow count: 204, Packet count: 4294964324, Byte count: 4294777088

  Protocol: 17, Source port: 123, Destination port: 123
  Start time: 442364, End time: 6425784
  Flow count: 186, Packet count: 4294964152, Byte count: 4294766080

show services accounting aggregation source-destination-prefix
user@host> show service accounting aggregation source-destination-prefix
Service Accounting interface: rsp0, Local interface index: 171
Service name: (default sampling)
Interface state: Accounting
Source          Destination    Input          Output          Flow    Packet
              Byte          prefix         interface       interface      count      count
prefix          count
11.1.0.0/20     40.0.0.0/24   ge-5/0/1.0     ge-5/0/0.0      256     491761
31472704
11.1.0.0/20     40.0.1.36/32  ge-5/0/1.0     ge-5/0/0.0       1
1926           123264
11.1.0.0/20     40.0.1.59/32  ge-5/0/1.0     ge-5/0/0.0       1
1926           123264
11.1.0.0/20     40.0.3.63/32  ge-5/0/1.0     ge-5/0/0.0       1
1925           123200
11.1.0.0/20     40.0.3.32/32  ge-5/0/1.0     ge-5/0/0.0       1
1925

show services accounting aggregation source-destination-
user@host> show service accounting aggregation source-destination-prefix order packet detail
name t2 input-snmp-interface-index 538
Service Accounting interface: mo-2/0/0, Local interface index: 468
Service name: t2
Source          Destination    Input SNMP    Output SNMP    Flow    Packet    Byte

```

prefix order packet detail	Prefix	Prefix	Index	Index	Count	Count	Count
	11.1.1.2/20	30.0.167.1/0	538	432	1	60	46483
	11.1.1.2/20	30.0.168.1/0	538	432	1	60	5191
	11.1.1.2/20	30.0.154.1/0	538	432	2	60	45504
	11.1.1.2/20	30.0.76.1/0	538	432	1	60	42177
	11.1.1.2/20	30.0.149.1/0	538	432	1	60	49184
	11.1.1.2/20	30.0.113.1/0	538	432	2	60	48757

show services accounting aggregation source-destination-prefix extensive limit 3
 user@host> show service accounting aggregation source-destination-prefix name t2 extensive limit 3
 Service Accounting interface: mo-2/0/0, Local interface index: 542
 Service name: t2

Source address: 11.1.1.2, Source prefix length: 20
 Destination address: 44.200.176.1, Destination prefix length: 0
 Input SNMP interface index: 24, Output SNMP interface index: 26
 Source-AS: 69, Destination-AS: 69
 Start time: Fri Feb 21 14:16:57 2003, End time: Fri Feb 21 14:22:50 2003
 Flow count: 0, Packet count: 6, Byte count: 5340

Source address: 11.1.1.2, Source prefix length: 20
 Destination address: 45.243.160.1, Destination prefix length: 0
 Input SNMP interface index: 24, Output SNMP interface index: 26
 Source-AS: 69, Destination-AS: 69
 Start time: Fri Feb 21 14:16:57 2003, End time: Fri Feb 21 14:22:50 2003
 Flow count: 0, Packet count: 6, Byte count: 5490

Source address: 11.1.1.2, Source prefix length: 20
 Destination address: 45.162.160.1, Destination prefix length: 0
 Input SNMP interface index: 24, Output SNMP interface index: 26
 Source-AS: 69, Destination-AS: 69
 Start time: Fri Feb 21 14:16:57 2003, End time: Fri Feb 21 14:22:50 2003
 Flow count: 0, Packet count: 6, Byte count: 4079

show services accounting aggregation source-destination-prefix name terse
 user@host> show service accounting aggregation source-destination-prefix name T3 terse
 Service Accounting interface: rsp0, Local interface index: 171
 Service name: T3
 Interface state: Accounting

Source	Destination	Input	Output	Flow	Packet
prefix	prefix	interface	interface	count	count
11.1.0.0/20	50.0.0.0/24	ge-5/0/1.0	ge-5/0/0.0	256	639822
40948608					
11.1.0.0/20	50.0.2.67/32	ge-5/0/1.0	ge-5/0/0.0	1	
2485	159040				
11.1.0.0/20	50.0.2.92/32	ge-5/0/1.0	ge-5/0/0.0	1	
2485					

show services accounting aggregation template

Syntax	show services accounting aggregation template <template-name <i>template-name</i>>
Release Information	Command introduced in Junos OS Release 8.3.
Description	Display information for flow aggregation version 9 templates.
Options	<template-name <i>template-name</i>> —(Optional) Display information for the specified template only.
Required Privilege Level	view
List of Sample Output	show services accounting aggregation template on page 1735
Output Fields	Table 286 on page 1735 lists the output fields for the show services accounting aggregation template command. Output fields are listed in the approximate order in which they appear.

Table 286: show services accounting aggregation template Output Fields

Field Name	Field Description
MPLS Label 1	Position of first MPLS label.
MPLS Label 2	Position of second MPLS label.
MPLS Label 3	Position of third MPLS label.
MPLS Top Level Address	Outer top label FEC IP address.
Packet Count	Number of packets sent.

Sample Output

```

show services accounting aggregation template user@host> show services accounting aggregation template template-name mpls
MPLS label 1: 299808, MPLS label 2: 0, MPLS label 3: 0
Source address: 11.1.1.2, Destination address: 10.255.15.22, Top Label Address: 22.15.255.10
Source port: 0, Destination port: 0
Protocol: 61, TOS: 0, TCP flags: 0
Source mask: 24, Destination mask: 32
Input SNMP interface index: 503, Output SNMP interface index: 505
Start time: 40780, End time: 157330
Packet count: 3949198, Byte count: 181663062

```

show services accounting errors

Syntax	show services accounting errors <name (* all <i>service-name</i>)>
Release Information	Command introduced before Junos OS Release 7.4.
Description	Display active flow error statistics.
Options	<p>none—Display error statistics for all services accounting instances.</p> <p>name (* all <i>service-name</i>)—(Optional) Display active flow error statistics. Use a wildcard character, specify all services, or provide a specific service name.</p>
Required Privilege Level	view
List of Sample Output	show services accounting errors (Monitoring PIC interface) on page 1737 show services accounting errors (Service PIC interface) on page 1737
Output Fields	Table 287 on page 1736 lists the output fields for the show services accounting errors command. Output fields are listed in the approximate order in which they appear.

Table 287: show services accounting errors Output Fields

Field	Field Description
Service Accounting interface	Name of the service accounting interface.
Local interface index	Index counter of the local interface.
Service name	Name of a service that was configured at the [edit forwarding-options accounting] hierarchy level. The default display, (default sampling), indicates the service was configured at the [edit forwarding-options sampling-level] hierarchy level.
Error Information	
Packets dropped (no memory)	Number of packets dropped because of memory shortage.
Packets dropped (not IP)	Number of non-IP packets dropped.
Packets dropped (not IPv4)	Number of packets dropped because they failed the IPv4 version check.
Packets dropped (header too small)	Number of packets dropped because the packet length or IP header length was too small.
Memory allocation failures	Number of flow record memory allocation failures. A small number reflects failures to replenish the free list. A large number indicates the monitoring station is almost out of memory space.

Table 287: show services accounting errors Output Fields (*continued*)

Field	Field Description
Memory free failures	Number of flow record memory free failures.
Memory free list failures	Number of flow records received from the free list that failed. Memory is nearly exhausted, or too many new flows greater than 128 KB are being created per second.
Memory overload	Whether the memory has been overloaded. The response can be Yes or No .
PPS overload	Whether the PIC is receiving more packets per second than the configured threshold. The response can be Yes or No .
BPS overload	Whether the PIC is receiving more bits per second than the configured threshold. The response can be Yes or No .

Sample Output

```

show services accounting errors (Monitoring PIC interface)
user@host> show services accounting errors
Service Accounting interface: mo-1/1/0, Local interface index: 15
Service name: (default sampling)
Error information
  Packets dropped (no memory): 0, Packets dropped (not IP): 0
  Packets dropped (not IPv4): 0, Packets dropped (header too small): 0
  Memory allocation failures: 0, Memory free failures: 0
  Memory free list failures: 0
  Memory overload: No, PPS overload: No, BPS overload: No

```

Sample Output

```

show services accounting errors (Service PIC interface)
user@host> show services accounting errors
Service Accounting interface: sp-0/1/0
Service name: (default sampling)
Error information
  Service sets dropped: 0, Active timeout failures: 0
  Export packet failures: 0, Flow creation failures: 0
  Memory overload: No

Service Accounting interface: sp-1/0/0
Service name: (default sampling)
Error information
  Service sets dropped: 0, Active timeout failures: 0
  Export packet failures: 0, Flow creation failures: 0
  Memory overload: No

```

show services accounting flow

Syntax	<code>show services accounting flow</code> <code><name (* all service-name)></code>
Release Information	Command introduced before Junos OS Release 7.4. Junos OS Release 10.0 added the capability to display output from multiple sampling instances.
Description	Display active flow statistics.
Options	none —Display active flow statistics for all service instances. name (* all service-name) —(Optional) Display services accounting active flow statistics. Use a wildcard character, specify all services, or provide a specific service name.
Required Privilege Level	view
List of Sample Output	show services accounting flow (flow aggregation v5/v8 configuration) on page 1739 show services accounting flow (flow aggregation v9 configuration) on page 1739 show services accounting flow name on page 1739 show services accounting flow name all on page 1739 show services accounting flow (multiple sampling instances) on page 1740
Output Fields	Table 288 on page 1738 lists the output fields for the show services accounting flow command. Output fields are listed in the approximate order in which they appear.

Table 288: show services accounting flow Output Fields

Output Field	Output Field Description
Service Accounting interface	Name of the service accounting interface.
Local interface index	Index counter of the local interface.
Service name	Name of a service that was configured at the [edit forwarding-options accounting] hierarchy level. The default display, (default sampling) , indicates the service was configured at the [edit forwarding-options sampling-level] hierarchy level.
Flow Information	
Flow packets	Number of packets received by an operational PIC.
Flow bytes	Number of bytes received by an operational PIC.
Flow packets 10-second rate	Number of packets per second handled by the PIC and displayed as a 10-second average.
Flow bytes 10-second rate	Number of bytes per second handled by the PIC and displayed as a 10-second average.

Table 288: show services accounting flow Output Fields (*continued*)

Output Field	Output Field Description
Active flows	Number of currently active flows tracked by the PIC.
Total flows	Total number of flows received by an operational PIC.
Flows exported	Total number of flows exported by an operational PIC.
Flows packets exported	Total number of cflowd packets exported by an operational PIC.
Flows inactive timed out	Total number of flows that are exported because of inactivity.
Flows active timed out	Total number of long-lived flows that are exported because of an active timeout.

Sample Output

```

show services accounting flow (flow aggregation v5/v8 configuration) user@host> show services accounting flow
Service Accounting interface: rsp0, Local interface index: 171
Service name: (default sampling)
Interface state: Accounting
Flow information
Flow packets: 87168293, Flow bytes: 5578770752
Flow packets 10-second rate: 45762, Flow bytes 10-second rate: 2928962
Active flows: 1000, Total flows: 2000
Flows exported: 19960, Flows packets exported: 582
Flows inactive timed out: 1000, Flows active timed out: 29000

show services accounting flow (flow aggregation v9 configuration) user@host> show services accounting flow
Flow information
Service Accounting interface: sp-7/1/0, Local interface index: 149
Flow packets: 0, Flow bytes: 0
Flow packets 10-second rate: 0, Flow bytes 10-second rate: 0
Active flows: 0, Total flows: 0
Flows exported: 0, Flows packets exported: 1
Flows inactive timed out: 0, Flows active timed out: 0

show services accounting flow name user@host> show services accounting flow count2
Service Accounting interface: mo-1/1/0, Local interface index: 15
Service name: count2
Flow information
Flow packets: 0, Flow bytes: 0
Flow packets 10-second rate: 0, Flow bytes 10-second rate: 0
Active flows: 0, Total flows: 0
Flows exported: 0, Flows packets exported: 0
Flows inactive timed out: 0, Flows active timed out: 0

show services accounting flow name all user@host> show services accounting flow name all
Service Accounting interface: rsp0, Local interface index: 171
Service name: T2
Interface state: Accounting
Flow information
Flow packets: 37609891, Flow bytes: 2407033024
Flow packets 10-second rate: 45762, Flow bytes 10-second rate: 2928953
Active flows: 1000, Total flows: 1000

```

```
Flows exported: 6705, Flows packets exported: 198
Flows inactive timed out: 0, Flows active timed out: 13000
```

```
Service Accounting interface: rsp0, Local interface index: 171
```

```
Service name: T3
```

```
Interface state: Accounting
```

```
Flow information
```

```
Flow packets: 37750807, Flow bytes: 2416051712
```

```
Flow packets 10-second rate: 45762, Flow bytes 10-second rate: 2928940
```

```
Active flows: 1000, Total flows: 1000
```

```
Flows exported: 13437, Flows packets exported: 378
```

```
Flows inactive timed out: 0, Flows active timed out: 13000
```

```
Service Accounting interface: rsp0, Local interface index: 171
```

```
Service name: T4
```

```
Interface state: Accounting
```

```
Flow information
```

```
Flow packets: 0, Flow bytes: 0
```

```
Flow packets 10-second rate: 0, Flow bytes 10-second rate: 0
```

```
Active flows: 0, Total flows: 0
```

```
Flows exported: 0, Flows packets exported: 0
```

```
Flows inactive timed out: 0, Flows active timed out: 0
```

```
Service Accounting interface: rsp0, Local interface index: 171
```

```
Service name: count1
```

```
Interface state: Accounting
```

```
Flow information
```

```
Flow packets: 0, Flow bytes: 0
```

```
Flow packets 10-second rate: 0, Flow bytes 10-second rate: 0
```

```
Active flows: 0, Total flows: 0
```

```
Flows exported: 0, Flows packets exported: 0
```

```
Flows inactive timed out: 0, Flows active timed out: 0
```

**show services
accounting flow
(multiple sampling
instances)**

```
user@host> show services accounting flow
```

```
Flow information
```

```
Service Accounting interface: sp-2/0/0, Local interface index: 215
```

```
Flow packets: 9867, Flow bytes: 631488
```

```
Flow packets 10-second rate: 0, Flow bytes 10-second rate: 628
```

```
Active flows: 2, Total flows: 10
```

```
Flows exported: 4028, Flows packets exported: 6150
```

```
Flows inactive timed out: 8, Flows active timed out: 4026
```

```
Service Accounting interface: sp-2/1/0, Local interface index: 223
```

```
Flow packets: 0, Flow bytes: 0
```

```
Flow packets 10-second rate: 0, Flow bytes 10-second rate: 0
```

```
Active flows: 0, Total flows: 0
```

```
Flows exported: 0, Flows packets exported: 1
```

```
Flows inactive timed out: 0, Flows active timed out: 0
```

show services accounting flow-detail

Syntax show services accounting flow-detail
 <detail | extensive | terse>
 <filters>
 <limit *limit-value*>
 <name (* | all | *service-name*)>
 <order (bytes | packets)>

Release Information Command introduced before Junos OS Release 7.4.

Description Display information about the flows being processed by the accounting service.

Options **detail | extensive | terse**—(Optional) Display the specified level of output.

filters—(Optional) Filter the display output of the currently active flow records. The following filters query actively changing data structures and result in different results for multiple invocations:

- **destination-as**—Display flow records filtered by destination autonomous system information.
- **destination-port**—Display flow records filtered by destination port information.
- **destination-prefix**—Display flow records filtered by destination prefix information.
- **input-snmp-interface-index**—Display flow records filtered by SNMP input interface index information.
- **output-snmp-interface-index**—Display flow records filtered by SNMP output interface index information.
- **proto**—Display flow records filtered by protocol type.
- **source-as**—Display flow records filtered by source autonomous system information.
- **source-port**—Display flow records filtered by source port information.
- **source-prefix**—Display flow records filtered by source prefix information.
- **tos**—Display flow records filtered by type of service classification.

limit *limit-value*—(Optional) Limit the display output to the specified number of flows. The default is no limit.

name (* | all | *service-name*)—(Optional) Display information about the flows being processed. Use a wildcard character, specify all services, or provide a specific services name.

order (bytes | packets)—(Optional) Display the flow with the ordering of the highest number, either by byte count or by packet count.

Additional Information When no PIC is active, or when no route record has been downloaded from the PIC, this command reports no flows, even though packets are being sampled. This command

displays information about two concurrent sessions only. If a third session is attempted, the command pauses with no output until one of the previous sessions is completed.

Required Privilege Level view

List of Sample Output [show services accounting flow-detail on page 1743](#)
[show services accounting flow-detail limit on page 1744](#)
[show services accounting flow-detail name extensive on page 1744](#)
[show services accounting flow-detail limit order bytes on page 1744](#)
[show services accounting flow-detail source-port on page 1745](#)

Output Fields [Table 289 on page 1742](#) lists the output fields for the **show services accounting flow-detail** command. Output fields are listed in the approximate order in which they appear.

Table 289: show services accounting flow-detail Output Fields

Field Name	Field Description	Output Level
Service Accounting interface	Name of the service accounting interface.	All levels
Service name	Name of a service that was configured at the [edit forwarding-options accounting] hierarchy level. The default display, (default sampling) , indicates the service was configured at the [edit forwarding-options sampling] hierarchy level.	All levels
Local interface index	Index counter of the local interface.	All levels
TOS	Type-of-service value from the IP header.	extensive
Input SNMP interface index	SNMP index of the interface on which the packet came in.	extensive
Output SNMP interface index	SNMP index of the interface on which the packet went out.	extensive
Source-AS	Source AS number.	extensive
Destination-AS	Destination AS number.	extensive
Protocol	Name of the protocol used for the packet flow from the corresponding source address.	All levels
Input interface	Interface on which the packets were received.	All levels
Output interface	Interface on which the packets were transmitted.	All levels
TCP flags	Number of TCP header flags detected in the flow.	extensive
Source address	Address where the flow originated.	All levels
Source port	Name of the source port.	All levels

Table 289: show services accounting flow-detail Output Fields (*continued*)

Field Name	Field Description	Output Level
Source prefix length	Source prefix length.	extensive
Destination address	Address where the flow is sent.	All levels
Destination prefix length	Destination prefix length.	extensive
Destination port	Name of the destination port.	All levels
Start time	Actual time when the packet in this aggregation was first seen.	detail extensive
End time	Actual time when the packet in this aggregation was last seen.	detail extensive
Packet count	Number of packets in the aggregation.	All levels
Byte count	Number of bytes in the aggregation.	All levels
Time since last active timeout	Amount of time elapsed since the last active timeout, in the format <i>hh:mm:ss</i> .	None specified
Packet count for last active timeout	Number of packets in the aggregation since the last active timeout.	None specified
Byte count for last active timeout	Number of bytes in the aggregation since the last active timeout.	None specified

Sample Output

show services accounting flow-detail In this sample, the output is split into three sections, with ellipses (...) indicating where the sections are continued.

```

user@host> show services accounting flow-detail
Service Accounting interface: rsp0, Local interface index: 171
Service name: (default sampling)
Interface state: Accounting

```

Protocol	Input interface	Source address	Source port	Output interface...
tcp(6)	ge-5/0/1.0	11.1.1.2	0	ge-5/0/0.0
tcp(6)	ge-5/0/1.0	11.1.1.2	0	ge-5/0/0.0

Destination address	Destination port	Packet count	Byte count	Time since last active timeout...
40.0.3.149	0	2660	170240	00:00:58
40.0.3.138	0	2660	170240	00:00:58

Packet count for last active timeout	Byte count for last active timeout
2805	179520
2805	179520

show services accounting flow-detail limit In this sample, the output is split into three sections, with ellipses (...) indicating where the sections are continued.

```
user@host> show services accounting flow-detail limit 1
Service Accounting interface: rsp0, Local interface index: 171
Service name: (default sampling)
Interface state: Accounting
Protocol   Input           Source           Source   Output
           interface    address          port     interface...
tcp(6)     ge-5/0/1.0      11.1.1.2         0        ge-5/0/0.0

Destination      Destination      Packet   Byte   Time since last
address          port            count    count active timeout...
40.0.3.149              0             2158    138112      00:00:47

Packet count for   Byte count for
last active timeout last active timeout
                2827                180928
```

show services accounting flow-detail name extensive

```
user@host> show services accounting flow-detail name cf-2 extensive
Service Accounting interface: mo-0/2/0, Local interface index: 145
Service name: cf-2
  TOS: 0, Protocol: udp(17), TCP flags: 0
  Source address: 10.10.10.1, Source prefix length: 0, Destination address:
20.20.20.20,
Destination prefix length: 0, Source port: 1173, Destination port: 69
  Input SNMP interface index: 65, Output SNMP interface index: 0, Source-AS: 0,
Destination-AS: 0
  Start time: 62425, End time: 635265, Packet count: 165845, Byte count: 9453165
```

show services accounting flow-detail limit order bytes The output of the following command is displayed over 141 columns, not the standard 80 columns. In this sample, the output is split into three sections, with ellipses (...) indicating where the sections are continued.

```
user@host> show services accounting flow-detail limit 5 order bytes
Service Accounting interface: mo-2/0/0, Local interface index: 356
Service name: (default sampling)
Protocol   Input           Source           Source   Output
           interface    address          port     interface...
icmp(1)    ge-2/3/0.0      11.1.1.2         0        .local.
icmp(1)    ge-2/3/0.0      11.1.1.2         0        .local.
icmp(1)    ge-2/3/0.0      11.1.1.2         0        .local.
icmp(1)    ge-2/3/0.0      11.1.1.2         0        .local.
icmp(1)    ge-2/3/0.0      11.1.1.2         0        .local.

Destination      Destination      Packet   Byte   Time since last
address          port            count    count active timeout...
51.88.128.2              0             16     12148      Not applicable
52.78.144.2              0             16     15229      Not applicable
51.147.192.2             0             16     13296      Not applicable
51.136.16.2              0             16     13924      Not applicable
50.214.48.2              0             16     13428      Not applicable

Packet count for   Byte count for
last active timeout last active timeout
Not applicable     Not applicable
Not applicable     Not applicable
Not applicable     Not applicable
```

Not applicable	Not applicable
Not applicable	Not applicable

```
show services accounting flow-detail name cf-2 detail source-port 1173
user@host>
Service Accounting interface: mo-0/2/0, Local interface index: 145
Service name: cf-2
  Protocol: udp(17), Source address: 10.10.10.1, Source port: 1173, Destination
address:
20.20.20.20, Destination port: 69
  Start time: 62425, End time: 811115, Packet count: 142438, Byte count: 8118966
```

show services accounting memory

Syntax	show services accounting memory
Release Information	Command introduced before Junos OS Release 7.4.
Description	Display memory and flow record statistics.
Options	This command has no options.
Required Privilege Level	view
List of Sample Output	show services accounting memory (Monitoring PIC interface) on page 1746 show services accounting memory (Service PIC interface) on page 1747
Output Fields	Table 290 on page 1746 lists the output fields for the show services accounting memory command. Output fields are listed in the approximate order in which they appear.

Table 290: show services accounting memory Output Fields

Output Field	Output Field Description
Service Accounting interface	Name of the service accounting interface.
Memory Utilization	
Local interface index	Index counter of the local interface.
Allocation count	Number of flow records allocated.
Free count	Number of flow records freed.
Maximum allocated	Maximum number of flow records allocated since the monitoring station booted. This number represents the peak number of flow records allocated at a time.
Allocations per second	Flow records allocated per second during the last statistics interval on the PIC.
Frees per second	Flow records freed per second during the last statistics interval on the PIC.
Total memory used	Total amount of memory currently used (in bytes).
Total memory free	Total amount of memory currently free (in bytes).

Sample Output

```

show services accounting memory (Monitoring PIC interface)
user@host> show services accounting memory
Service Accounting interface: mo-2/0/0, Local interface index: 468
Memory utilization
Allocation count: 437340, Free count: 433699, Maximum allocated: 6782
Allocations per second: 3366, Frees per second: 6412

```



```
Total memory used (in bytes): 133460320,  
Total memory free (in bytes): 133918352
```

Sample Output

```
show services user@host> show services accounting memory  
accounting memory Service Accounting interface: sp-0/1/0  
(Service PIC interface) Memory utilization  
Allocation count: 1000, Free count: 0  
Allocations per second: 0, Frees per second: 0  
Total memory used (in bytes): 218158272  
Total memory free (in bytes): 587147696  
  
Service Accounting interface: sp-1/0/0  
Memory utilization  
Allocation count: 1000, Free count: 0  
Allocations per second: 0, Frees per second: 0  
Total memory used (in bytes): 218157592  
Total memory free (in bytes): 587148376
```

show services accounting packet-size-distribution

Syntax	show services accounting packet-size-distribution <name (* all <i>service-name</i>)>
Release Information	Command introduced before Junos OS Release 7.4.
Description	Display a packet size distribution histogram.
Options	<p>none—Display a packet size distribution histogram of all accounting services.</p> <p>name (* all <i>service-name</i>)—(Optional) Display a packet size distribution histogram. Use a wildcard character, specify all services, or provide a specific services name.</p>
Required Privilege Level	view
List of Sample Output	show services accounting packet-size-distribution name on page 1748
Output Fields	Table 291 on page 1748 lists the output fields for the show services accounting packet-size-distribution command. Output fields are listed in the approximate order in which they appear.

Table 291: show services accounting packet-size-distribution Output Fields

Field Name	Field Description
Service Accounting interface	Name of the service accounting interface.
Service name	Name of a service that was configured at the [edit-forwarding-options accounting] hierarchy level. The default display, (default sampling), indicates the service was configured at the [edit-forwarding-options sampling-level] hierarchy level.
Local interface index	Index counter of the local interface.
Range start	Smallest packet length (in bytes) to count.
Range end	Largest packet length (in bytes) to count.
Number of packets	Count of packets detected in the size between Range start and Range end .
Percentage packets	Percentage of the total number of packets that are in this size range.

Sample Output

```

show services accounting packet-size-distribution name
user@host> show services accounting packet-size-distribution name test3
Service Accounting interface: mo-0/2/0, Local interface index: 163
Service name: test3

```

Range start	Range end	Number of packets	Percentage packets
32	64	2924	100

show services accounting status

Syntax	show services accounting status <name (* all <i>service-name</i>)>
Release Information	Command introduced before Junos OS Release 7.4.
Description	Display available Physical Interface Cards (PICs) for accounting services.
Options	<p>none—Display available PICs for all accounting services.</p> <p>name (* all <i>service-name</i>)—(Optional) Display available PICs. Use a wildcard character, specify all services, or provide a specific services name.</p>
Required Privilege Level	view
List of Sample Output	<p>show services accounting status name (Monitoring PIC interface) on page 1751</p> <p>show services accounting status name (Service PIC interface) on page 1751</p>
Output Fields	Table 292 on page 1750 lists the output fields for the show services accounting status command. Output fields are listed in the approximate order in which they appear.

Table 292: show services accounting status Output Fields

Field	Field Description
Service Accounting interface	Name of the service accounting interface.
Service name	Name of a service that was configured at the [edit-forwarding-options accounting] hierarchy level. The default display, (default sampling) , indicates the service was configured at the [edit-forwarding-options sampling-level] hierarchy level.
Local interface index	Index counter of the local interface.
Interface state	Accounting state of the passive monitoring interface. <ul style="list-style-type: none"> • Accounting—PIC is actively accounting. • Disabled—PIC has been disabled from the CLI. • Not accounting—PIC is up but not accounting. This can happen while the PIC is coming online, or when the PIC is up but has no logical unit configured under the physical interface. • Unknown
Group index	Integer that represents the monitoring group of which the PIC is a member. Group index is a mapping from the group name to an index. It is not related to the number of monitoring groups.
Export interval (in seconds)	Configured export interval for cflowd records, in seconds.
Export format	Configured export format (only cflowd version 5 is supported).

Table 292: show services accounting status Output Fields (*continued*)

Field	Field Description
Protocol	Protocol the PIC is configured to monitor (only IPv4 is supported).
Engine type	Configured engine type that is inserted in output cflowd packets.
Engine ID	Configured engine ID that is inserted in output cflowd packets.

Sample Output

```

show services user@host> show services accounting status name count1
accounting status Service Accounting interface: mo-2/0/0, Local interface index: 468
name (Monitoring PIC Service name: count1
interface) Interface state: Accounting
Group index: 0
Export interval (in seconds): 60, Export format: cflowd v8
Protocol: IPv4, Engine type: 55, Engine ID: 5

```

Sample Output

```

show services user@host> show services accounting status name
accounting status Service Accounting interface: sp-0/1/0
name (Service PIC Interface state: Accounting
interface) Export format: 9, Route record count: 0
IFL to SNMP index count: 7, AS count: 0
Configuration set: Yes, Route record set: No, IFL SNMP map set: Yes

Service Accounting interface: sp-1/0/0
Interface state: Accounting
Export format: 9, Route record count: 33
IFL to SNMP index count: 7, AS count: 1
Configuration set: Yes, Route record set: Yes, IFL SNMP map set: Yes

```

show services accounting usage

Syntax	show services accounting usage <name <i>service-name</i> >
Release Information	Command introduced before Junos OS Release 7.4.
Description	Display the CPU usage of PIC used for active flow monitoring.
Options	<p>none—Display CPU usage for all service names.</p> <p>name <i>service-name</i>—(Optional) Display CPU usage for the specified service name.</p>
Additional Information	When no route record has been downloaded from the PIC, this command reports no flows, even though packets are being sampled.
Required Privilege Level	view
List of Sample Output	show services accounting usage (Monitoring PIC interface) on page 1753 show services accounting usage (Service PIC interface) on page 1753
Output Fields	Table 293 on page 1752 lists the output fields for the show services accounting usage command. Output fields are listed in the approximate order in which they appear.

Table 293: show services accounting usage Output Fields

Output Field	Output Field Description
Service Accounting interface	Name of the service accounting interface.
Service name	Name of a service that was configured at the [edit-forwarding-options accounting] hierarchy level. The default display, (default sampling), indicates the service was configured at the [edit-forwarding-options sampling-level] hierarchy level.
Local interface index	Index counter of the local interface.
Uptime	Time that the PIC has been operational (in milliseconds).
Interrupt time	Total time that the PIC has spent processing packets since the last PIC reset (in microseconds).
Load (5 second)	CPU load on the PIC, averaged more than 5 seconds. The number is a percentage obtained by dividing the time spent on active tasks by the total elapsed time.
Load (1 minute)	CPU load on the PIC, averaged more than 1 minute. The number is a percentage obtained by dividing the time spent on active tasks by the total elapsed time.

Sample Output

```
show services accounting usage (Monitoring PIC interface) user@host> show services accounting usage
Service Accounting interface: mo-1/1/0, Local interface index: 15
Service name: (default sampling)
CPU utilization
  Uptime: 600413856 milliseconds, Interrupt time: 2403 microseconds
  Load (5 second): 43%, Load (1 minute): 24%
```

Sample Output

```
show services accounting usage (Service PIC interface) user@host> show services accounting usage
Service Accounting interface: sp-0/1/0
Service name: (default sampling)
CPU utilization
  Uptime: 7853940 milliseconds, Interrupt time: 0 microseconds
  Load (5 second): 2%, Load (1 minute): 0%

Service Accounting interface: sp-0/1/0
Service name: (default sampling)
CPU utilization
  Uptime: 331160 milliseconds, Interrupt time: 0 microseconds
  Load (5 second): 2%, Load (1 minute): 0%
```

show services dynamic-flow-capture content-destination

Syntax	<code>show services dynamic-flow-capture content-destination capture-group <i>group-name</i> destination-identifier <i>identifier</i> <terse></code>
Release Information	Command introduced in Junos OS Release 7.4.
Description	(M320 routers and T Series routers only) Display information about the content destination that receives packets from the dynamic flow capture (DFC) interface.
Options	<p>capture-group <i>group-name</i>—Capture-group identifier.</p> <p>destination-identifier <i>identifier</i>—Content destination identifier.</p> <p>terse—(Optional) Display summary information.</p>
Required Privilege Level	view
List of Sample Output	show services dynamic-flow-capture content-destination on page 1755
Output Fields	Table 294 on page 1754 lists the output fields for the show services dynamic-flow-capture content-destination command. Output fields are listed in the approximate order in which they appear.

Table 294: show services dynamic-flow-capture content-destination Output Fields

Output Field	Output Field Description	Level of Output
Capture group	Name of the capture group.	to be provided
Content destination	Name of the content destination.	to be provided
Criteria	Number of criteria specified.	to be provided
Bandwidth	Bandwidth used by the matched traffic.	to be provided
Matched packets	Number of matched packets sent to the content destination.	to be provided
Matched bytes	Number of matched bytes sent to the content destination.	to be provided
Congestion notifications	Number of notification messages sent.	to be provided

Sample Output

show services	user@host> show services dynamic-flow-capture content-destination capture-group g1
dynamic-flow-capture	destination-identifier cd1 terse
content-destination	Capture group: g1, Content destination: cd1, Criteria: 0, Bandwidth: 0, Matched packets: 0, Matched bytes: 0, Congestion notifications: 0

show services dynamic-flow-capture control-source

Syntax	<code>show services dynamic-flow-capture control-source capture-group <i>group-name</i> control-source <i>identifier</i> <detail terse></code>
Release Information	Command introduced in Junos OS Release 7.4.
Description	(M320 routers and T Series routers only) Display information about the control source that makes dynamic flow capture requests to the dynamic flow capture interface.
Options	<p><code>capture-group <i>group-name</i></code>—Capture group identifier.</p> <p><code>control-source <i>identifier</i></code>—Control source identifier.</p> <p><code>detail terse</code>—(Optional) Display the specified level of output.</p>
Required Privilege Level	view
List of Sample Output	show services dynamic-flow-capture control-source on page 1757 show services dynamic-flow-capture control-source detail on page 1757
Output Fields	Table 295 on page 1756 lists the output fields for the <code>show services dynamic-flow-capture control-source</code> command. Output fields are listed in the approximate order in which they appear.

Table 295: show services dynamic-flow-capture control-source Output Fields

Output Field	Output Field Description
Capture group	Name of the capture group.
Control source	Name of the control source.
Criteria added, Criteria add failed	Number of criteria added or added and failed.
Active criteria	Number of active criteria.
Static criteria, Dynamic criteria	Number of static or dynamic criteria.
Control protocol requests	Total number of control protocol requests.
Requests	Number of Add , Delete , List , Refresh , and No-op control protocol requests.
Failed	Number of Add , Delete , List , Refresh , and No-op failed control protocol requests.
Add request rate	Rate of add requests.

Table 295: show services dynamic-flow-capture control-source Output Fields (*continued*)

Output Field	Output Field Description
Add request peak rate	Peak rate of add requests.
Bandwidth across all criteria	Bandwidth used by all the requests.
Total notifications	Total number of notifications sent and the number of notifications by category: Restart , Rollover , Timeout , Congestion , Congestion delete , and Dups (duplicates) dropped.
Criteria deleted	Total number of criteria deleted and the number of deleted criteria by category: Timeout idle , Timeout total , Packets , and Bytes .
Sequence number	Sequence number.

Sample Output

```

show services dynamic-flow-capture control-source user@host> show services dynamic-flow-capture control-source source-identifier cs0_cg0
capture-group cg_0
Capture group: cg_0, Control source: cs0_cg0
Criteria added: 28, Criteria add failed: 0, Active criteria: 0, Control protocol
requests: 28, Add request rate: 0,
Add request peak rate: 1, Bandwidth across all criteria: 0, Total notifications:
1, Criteria deleted: 28, Sequence number: 0

show services dynamic-flow-capture control-source detail user@host> show services dynamic-flow-capture control-source source-identifier cs0_cg0
capture-group cg_0 detail
Capture group: cg_0, Control source: cs0_cg0
Criteria added: 28, Criteria add failed: 0
Active criteria: 0
Static criteria: 0, Dynamic criteria: 0
Control protocol requests: 28

```

	Add	Delete	List	Refresh	No-op
Requests	28	0	0	0	0
Failed	0	0	0	0	0

```

Add request rate: 0
Add request peak rate: 1
Bandwidth across all criteria: 0
Total notifications: 1
Restart: 1, Rollover: 0, No-op: 0, Timeout: 0, Congestion: 0, Congestion
delete: 0, Dups dropped: 0
Criteria deleted: 28
Timeout idle: 0, Timeout total: 0, Packets: 0, Bytes: 0
Sequence number: 0

```

show services dynamic-flow-capture statistics

Syntax	<code>show services dynamic-flow-capture statistics capture-group <i>group-name</i></code>
Release Information	Command introduced in Junos OS Release 7.4.
Description	(M320 routers and T Series routers only) Display statistics information about the capture group specified for dynamic flow capture.
Options	<code>capture-group <i>group-name</i></code> —Capture group identifier.
Required Privilege Level	view
List of Sample Output	show services dynamic-flow-capture statistics on page 1759
Output Fields	Table 296 on page 1758 lists the output fields for the show services dynamic-flow-capture statistics command. Output fields are listed in the approximate order in which they appear.

Table 296: show services dynamic-flow-capture statistics Output Fields

Output Field	Output Field Description
Input	<p>Incoming dynamic flow capture packet statistics:</p> <ul style="list-style-type: none"> • Control protocol packets—Number of control protocol packets received. • Captured data packets—Number of data packets captured. • Control IRI packets—Number of control IRI packets received.
Control protocol drops	<p>Control protocol packets dropped for the following reasons:</p> <ul style="list-style-type: none"> • Not IP packets—Dropped packets were not IP packets. • Not UDP packets—Dropped packets were not User Datagram Protocol (UDP) packets. • Invalid destination address—Dropped packets had invalid destination addresses. • No memory—Packets dropped because of insufficient memory. • Unauthorized control source—Packets dropped because the control source was not authenticated. • Bad request—Packets dropped because the request was invalid. • Unknown control source—Packets dropped because the control source was not known. • Not DTCP—Dropped packets did not adhere to the control protocol format. • Bad command line—Packets dropped because of a version mismatch. • Bandwidth exceeded—Packets dropped because the bandwidth was exceeded. • Drop rate due to exceeded bandwidth—Rate of traffic dropped because the bandwidth was exceeded. • Other—Packets dropped for other reasons or undetermined causes.

Table 296: show services dynamic-flow-capture statistics Output Fields (*continued*)

Output Field	Output Field Description
Input drops	<p>Incoming dynamic flow capture packets dropped for the following reasons:</p> <ul style="list-style-type: none"> • Unknown packets—Packets dropped because the packet type was not recognized. • Captured data not IPv4—Packets dropped because they were not IPv4 packets. • Captured data too small—Packets dropped because they were smaller than the size reported in their headers. • Captured data drops—Data packets dropped because of undetermined causes. • Captured data not matched—Packets dropped because they did not match filter criteria. • Bandwidth exceeded—Packets dropped because the bandwidth was exceeded. • Drop rate due to exceeded bandwidth—Rate of traffic dropped because the bandwidth was exceeded.
Output	<p>Outgoing dynamic flow capture packet statistics:</p> <ul style="list-style-type: none"> • Control protocol packets—Number of control protocol packets sent. • Captured data packets—Number of captured data packets sent.
Output drops	<p>Outgoing packets dropped:</p> <ul style="list-style-type: none"> • Control protocol drops—Number of control protocol packets dropped. • Captured data drops—Number of captured data packets dropped.
Flow Statistics	<p>DFC flow statistics:</p> <ul style="list-style-type: none"> • Active flow cache entries • Active flow cache usage percentage • Flow cache entries allocated • Number of control sources • Number of content destinations • Number of criteria • Maximum criteria matching one flow • Cached flows purged for memory • Maximum filters matching one packet

Sample Output

```

show services dynamic-flow-capture statistics
user@host> show services dynamic-flow-capture statistics capture-group g1
Input:
    Control protocol packets: 643, Captured data packets: 69977, Control IRI packets:
    337

Control protocol drops:

    Not IP packets: 0, Not UDP packets: 3, Invalid destination address: 0, No memory:
    0, Unauthorized control source: 0,

    Bad request: 0, Unknown control source: 0, Not DTCP: 0, Bad command line: 0,
    Bandwidth exceeded: 0,

    Drop rate due to exceeded bandwidth: 0, Other: 0

```

Input drops:

Unknown packets: 0, Captured data not IPv4: 0, Captured data too small: 0,
Captured data drops: 0, Captured data not matched: 0,

Bandwidth exceeded: 0, Drop rate due to exceeded bandwidth: 0

Output:

Control protocol packets: 644, Captured data packets: 1119624

Output drops:

Control protocol drops: 0, Captured data drops: 0

Flow Statistics:

Active flow cache entries: 40, Active flow cache usage percentage: 0, Flow cache
entries allocated: 40,

Number of control sources: 4, Number of content destinations: 64, Number of
criteria: 640,

Maximum criteria matching one flow: 16, Cached flows purged for memory: 0,
Maximum filters matching one packet: 16

show services flow-collector file interface

Syntax	show services flow-collector file interface (all cp-fpc/pic/port) <detail extensive terse>
Release Information	Command introduced before Junos OS Release 7.4.
Description	(M40e, M160, and M320 routers and T Series routers only) Display information about flow collector files.
Options	<p>all cp-fpc/pic/port—Display file information for all configured flow collector interfaces or for the specified interface.</p> <p>detail extensive terse—(Optional) Display the specified level of output.</p>
Additional Information	No entries are displayed for files that have been successfully transferred.
Required Privilege Level	view
List of Sample Output	show services flow-collector file interface extensive on page 1762
Output Fields	Table 297 on page 1761 lists the output fields for the show services flow-collector file interface command. Output fields are listed in the approximate order in which they appear.

Table 297: show services flow-collector file interface Output Fields

Output Field	Output Field Description	Level of Output
Filename	Name of the file created on the flow collector interface.	All levels
Flows	Total number of collector flows for which records are present in the file.	none specified
Throughput	Throughput statistics: <ul style="list-style-type: none"> • Flow records—Number of flow records in the file. <ul style="list-style-type: none"> • per second—Average number of flow records per second. • peak per second—Peak number of flow records per second. • Uncompressed bytes—Total file size before compression. <ul style="list-style-type: none"> • per second—Average number of uncompressed bytes per second. • peak per second—Peak number of uncompressed bytes per second. • Compressed bytes—Total file size after compression. <ul style="list-style-type: none"> • per second—Average number of compressed bytes per second. • peak per second—Peak number of compressed bytes per second. 	extensive

Table 297: show services flow-collector file interface Output Fields (*continued*)

Output Field	Output Field Description	Level of Output
Status	<p>File statistics:</p> <ul style="list-style-type: none"> • Compressed blocks—(extensive output only) Data blocks in the file that have been compressed. The file is exported only when the compressed block count and block count become the same. • Block count—(extensive output only) Total number of data blocks in the file. • State—Processing state of the file. <ul style="list-style-type: none"> • Active—The flow collector interface is writing to the file. • Export 1—File export is in progress to the primary server. • Export 2—File export is in progress to the secondary server. • Wait—File is pending export. • Transfer attempts 0—Number of attempts made to transfer the file. If the file is successfully transferred in the first attempt, this field is 0. 	All levels

Sample Output

```

show services user@host> show services flow-collector file interface cp-3/2/0 extensive
flow-collector file Filename: cFlowd-py69Ni69-0-20031112_014301-so_3_0_0_0.bcp.bi.gz
interface extensive Throughput:
                        Flow records: 188365, per second: 238, peak per second: 287
                        Uncompressed bytes: 21267756, per second: 27007, peak per second: 32526
                        Compressed bytes: 2965643, per second: 0, peak per second: 22999
Status:
  Compressed blocks: 156, Block count: 156
  State: Active, Transfer attempts: 0

```


show services flow-collector input interface

Syntax	show services flow-collector input interface (all cp-fpc/pic/port) <detail extensive terse>
Release Information	Command introduced before Junos OS Release 7.4.
Description	(M40e, M160, and M320 routers and T Series routers only) Display the number of packets received by collector interfaces from monitoring interfaces.
Options	<p>all cp-fpc/pic/port—Display packets received by all configured flow collector interfaces or by the specified interface.</p> <p>detail extensive terse—(Optional) Display the specified level of output.</p>
Required Privilege Level	view
List of Sample Output	show services flow-collector input interface on page 1763 show services flow-collector input interface all on page 1763
Output Fields	Table 298 on page 1763 lists the output fields for the show services flow-collector input interface command. Output fields are listed in the approximate order in which they appear.

Table 298: show services flow-collector input interface Output Fields

Output Field	Output Field Description
Interface	Name of the monitoring interface.
Packets	Number of packets traveling from the monitoring interface to the flow collector interface.
Bytes	Number of bytes traveling from the monitoring interface to the flow collector interface.

Sample Output

```

show services user@host> show services flow-collector input interface cp-3/2/0
flow-collector input
interface      Interface      Packets      Bytes
mo-3/0/0.0    mo-3/0/0.0    21706        32328568
mo-3/1/0.0    mo-3/1/0.0    21706        32329096

show services user@host> show services flow-collector input interface all
flow-collector input
interface all  Flow collector interface: cp-6/1/0
               Interface state: Collecting flows
               Interface      Packets      Bytes
mo-3/0/0.0    mo-3/0/0.0    274          416232
mo-3/3/0.0    mo-3/3/0.0    274          416184
mo-1/0/0.0    mo-1/0/0.0    274          416232
mo-1/1/0.0    mo-1/1/0.0    274          416232
mo-1/2/0.0    mo-1/2/0.0    274          416232

```

mo-1/3/0.0	274	416232
mo-3/1/0.0	274	416232
mo-4/0/0.0	274	416232
mo-4/1/0.0	274	416232
mo-4/2/0.0	274	416184
mo-4/3/0.0	274	416232
mo-5/0/0.0	274	416232
mo-5/1/0.0	274	416232
mo-5/2/0.0	274	416232
mo-5/3/0.0	274	416232
mo-6/0/0.0	274	416232

Flow collector interface: cp-6/3/0
Interface state: Collecting flows

show services flow-collector interface

Syntax	show services flow-collector interface (all <i>cp-fpc/pic/port</i>) <detail extensive terse>
Release Information	Command introduced before Junos OS Release 7.4.
Description	(M40e, M160, and M320 routers and T Series routers only) Display overall statistics for the flow collector application.
Options	<p>all <i>cp-fpc/pic/port</i>—Display statistics for flow collector applications on all interfaces or for the specified interface.</p> <p>detail extensive terse—(Optional) Display the specified level of output.</p>
Required Privilege Level	view
List of Sample Output	show services flow-collector interface all detail on page 1768 show services flow-collector interface all extensive on page 1768 show services flow-collector interface all terse on page 1770 show services flow-collector interface extensive on page 1770
Output Fields	Table 299 on page 1765 lists the output fields for the show services flow-collector interface command. Output fields are listed in the approximate order in which they appear.

Table 299: show services flow-collector interface Output Fields

Output Field	Output Field Description	Level of Output
Flow collector interface	Name of the flow collector interface.	All levels
Interface state	Collecting flow state for the interface.	All levels
Packets	Total number of packets received.	none specified
Flows Uncompressed Bytes	Total uncompressed data size for all files created on this PIC.	none specified
Compressed Bytes	Total compressed data size for all files created on this PIC.	none specified
FTP bytes	Total number of bytes transferred to the FTP server, including those dropped during transfer.	none specified
FTP files	Total number of FTP transfers attempted by the server.	none specified
Memory	Bytes used on the PIC and bytes free.	detail extensive

Table 299: show services flow-collector interface Output Fields (*continued*)

Output Field	Output Field Description	Level of Output
Input	Incoming flow collector packet statistics: <ul style="list-style-type: none"> • Packets—Number of packets received on the unit. <ul style="list-style-type: none"> • per second—Average number of packets per second. • peak per second—Peak number of packets per second. • Bytes—Number of bytes received on the unit. <ul style="list-style-type: none"> • per second—Average number of bytes per second. • peak per second—Peak number of bytes per second. • Flow records processed—Number of records in the flow collector packets that were processed by the flow-collector interface. <ul style="list-style-type: none"> • per second—Average number of flow records processed per second. • peak per second—Peak number of flow records per second. 	detail extensive
Allocation	Data block statistics: <ul style="list-style-type: none"> • Blocks allocated—Total number of data blocks (containing flow records) allocated to the files created on this PIC. <ul style="list-style-type: none"> • per second—Average number of blocks allocated per second. • peak per second—Peak number of blocks allocated per second. • Blocks freed—Total number of data blocks freed. <ul style="list-style-type: none"> • per second—Average number of blocks freed per second. • peak per second—Peak number of blocks freed per second. • Blocks unavailable—Total number of data block requests denied, typically because of a memory shortage. <ul style="list-style-type: none"> • per second—Average number of blocks unavailable per second. • peak per second—Peak number of blocks unavailable per second. 	extensive
Files	File statistics, incremented since the PIC last booted: <ul style="list-style-type: none"> • Files created—Total number of files created on this PIC. • Files exported— Number of files successfully created and exported. • Files destroyed— (extensive output only) Number of files successfully exported and files dropped by the flow collection interface. 	detail extensive
Throughput	Throughput statistics: <ul style="list-style-type: none"> • Uncompressed bytes—Total uncompressed data size for all files created on this PIC. <ul style="list-style-type: none"> • per second—Average number of uncompressed bytes per second. • peak per second—Peak number of uncompressed bytes per second. • Compressed bytes—Total compressed data size for all files created on this PIC. <ul style="list-style-type: none"> • per second—Average number of compressed bytes per second. • peak per second—Peak number of compressed bytes per second. 	detail extensive

Table 299: show services flow-collector interface Output Fields (*continued*)

Output Field	Output Field Description	Level of Output
Packet drops	<p>Number of packets dropped for the following causes:</p> <ul style="list-style-type: none"> • No memory—Packets dropped because of insufficient memory. • Not IP—Packets dropped because they are not IP packets. • Not IPv4—Packets dropped because they are not IP version 4 packets. • Too small—Packets dropped because each packet was smaller than the size reported in its header. • Fragments—Packets dropped because of fragmentation. Fragments are not reassembled. • ICMP—Packets dropped because they are not ICMP packets. • TCP—Packets dropped because they are not TCP packets. • Unknown—Packets dropped because of undetermined causes. • Not Junos flow—Packets dropped because they are not interpreted by the Junos OS. The Junos OS interprets only IPv4, UDP cflowd version 5 packets. 	extensive
File transfer	<p>File transfer statistics:</p> <ul style="list-style-type: none"> • FTP bytes—Total number of bytes transferred to the FTP server, including those dropped during transfer. • FTP files—Total number of FTP transfers attempted by the server. • FTP failure—Total number of FTP failures encountered by the server. 	detail extensive
Flow collector interface	Physical interface acting as a flow collector.	detail
Export channel	<p>Export channel 0 is unit 0. Export channel 1 is unit 1. Flow receive channel is unit 2. Server status statistics are the following:</p> <ul style="list-style-type: none"> • Current server Primary or Secondary—Current FTP server being used. Value is • Primary server state—State of the server: <ul style="list-style-type: none"> • OK—Server is operating without problems. • FTP error—Server encountered an FTP protocol error while sending files. • Network error—Flow-collector interface has errors when contacting the primary FTP server. • Unknown—First file transfer has not been sent to the primary server. • Secondary server state—State of the server: <ul style="list-style-type: none"> • OK—Server is operating without errors. • FTP error—Server encountered an FTP protocol error while sending files. • Network error—Flow-collector interface has errors when contacting the secondary FTP server. • Unknown—First file transfer has not been sent to the secondary server. • Not configured—Secondary server is not configured. 	detail extensive

Sample Output

```

show services      user@host> show services flow-collector interface all detail
flow-collector    Flow collector interface: cp-6/1/0
interface all detail Interface state: Collecting flows
                        Memory:
                          Used: 51452732, Free: 440329088
                        Input:
                          Packets: 4384, per second: 0, peak per second: 156
                          Bytes: 6659616, per second: 0, peak per second: 249695
                          Flow records processed: 131070, per second: 0, peak per second: 4914
                        Files:
                          Files created: 1, per second: 0, peak per second: 0
                          Files exported: 1, per second: 0, peak per second: 0
                        Throughput:
                          Uncompressed bytes: 13742307, per second: 0, peak per second: 593564
                          Compressed bytes: 3786177, per second: 0, peak per second: 162826
                        File Transfer:
                          FTP bytes: 3786247, per second: 0, peak per second: 378620
                          FTP files: 1, per second: 0, peak per second: 0
                          FTP failure: 0
                        Export channel: 0
                          Current server: Primary
                          Primary server state: OK, Secondary server state: OK
                        Export channel: 1
                          Current server: Primary
                          Primary server state: Unknown, Secondary server state: OK

Flow collector interface: cp-6/3/0
Interface state: Collecting flows
Memory:
  Used: 51452732, Free: 440329088
Input:
  Packets: 0, per second: 0, peak per second: 0
  Bytes: 0, per second: 0, peak per second: 0
  Flow records processed: 0, per second: 0, peak per second: 0
Files:
  Files created: 0, per second: 0, peak per second: 0
  Files exported: 0, per second: 0, peak per second: 0
Throughput:
  Uncompressed bytes: 0, per second: 0, peak per second: 0
  Compressed bytes: 0, per second: 0, peak per second: 0
File Transfer:
  FTP bytes: 70, per second: 0, peak per second: 6
  FTP files: 0, per second: 0, peak per second: 0
  FTP failure: 0
Export channel: 0
  Current server: Primary
  Primary server state: Unknown, Secondary server state: OK
Export channel: 1
  Current server: Primary
  Primary server state: Unknown, Secondary server state: OK

show services      user@host> show services flow-collector interface all extensive
flow-collector    Flow collector interface: cp-6/1/0
interface all extensive Interface state: Collecting flows
                        Memory:
                          Used: 51452732, Free: 440329088
                        Input:
                          Packets: 4384, per second: 0, peak per second: 156

```

```
Bytes: 6659616, per second: 0, peak per second: 249695
Flow records processed: 131070, per second: 0, peak per second: 4914
Allocation:
  Blocks allocated: 108, per second: 0, peak per second: 0
  Blocks freed: 108, per second: 0, peak per second: 10
  Blocks unavailable: 0, per second: 0, peak per second: 0
Files:
  Files created: 1, per second: 0, peak per second: 0
  Files exported: 1, per second: 0, peak per second: 0
  Files destroyed: 1, per second: 0, peak per second: 0
Throughput:
  Uncompressed bytes: 13742307, per second: 0, peak per second: 593564
  Compressed bytes: 3786177, per second: 0, peak per second: 162826
Packet drops:
  No memory: 0, Not IP: 0
  Not IPv4: 0, Too small: 0
  Fragments: 0, ICMP: 0
  TCP: 0, Unknown: 0
  Not JUNOS flow: 0
File Transfer:
  FTP bytes: 3786247, per second: 0, peak per second: 378620
  FTP files: 1, per second: 0, peak per second: 0
  FTP failure: 0
Export channel: 0
  Current server: Primary
  Primary server state: OK, Secondary server state: OK
Export channel: 1
  Current server: Primary
  Primary server state: Unknown, Secondary server state: OK

Flow collector interface: cp-6/3/0
Interface state: Collecting flows
Memory:
  Used: 51452732, Free: 440329088
Input:
  Packets: 0, per second: 0, peak per second: 0
  Bytes: 0, per second: 0, peak per second: 0
  Flow records processed: 0, per second: 0, peak per second: 0
Allocation:
  Blocks allocated: 0, per second: 0, peak per second: 0
  Blocks freed: 0, per second: 0, peak per second: 0
  Blocks unavailable: 0, per second: 0, peak per second: 0
Files:
  Files created: 0, per second: 0, peak per second: 0
  Files exported: 0, per second: 0, peak per second: 0
  Files destroyed: 0, per second: 0, peak per second: 0
Throughput:
  Uncompressed bytes: 0, per second: 0, peak per second: 0
  Compressed bytes: 0, per second: 0, peak per second: 0
Packet drops:
  No memory: 0, Not IP: 0
  Not IPv4: 0, Too small: 0
  Fragments: 0, ICMP: 0
  TCP: 0, Unknown: 0
  Not JUNOS flow: 0
File Transfer:
  FTP bytes: 70, per second: 0, peak per second: 6
  FTP files: 0, per second: 0, peak per second: 0
  FTP failure: 0
Export channel: 0
  Current server: Primary
```

```

Primary server state: Unknown, Secondary server state: OK
Export channel: 1
Current server: Primary
Primary server state: Unknown, Secondary server state: OK

```

**show services
flow-collector
interface all terse**

```

user@host> show services flow-collector interface all terse
Flow collector interface: cp-6/1/0
Interface state: Collecting flows
  Packets      Bytes      Flows Uncompressed   Compressed   FTP bytes FTP files
                Bytes      Bytes
        4384    6659616    131070    13742307    3786177      3786247        1

Flow collector interface: cp-6/3/0
Interface state: Collecting flows
  Packets      Bytes      Flows Uncompressed   Compressed   FTP bytes FTP files
                Bytes      Bytes
         0         0         0         0         0         70         0

```

**show services
flow-collector
interface extensive**

```

user@host> show services flow-collector interface cp-5/2/0 extensive
Flow collector interface: cp-5/2/0
Interface state: Collecting flows
Memory:
  Used: 458311860, Free: 40810008
Input:
  Packets: 922629, per second: 2069, peak per second: 3266
  Bytes: 1376559252, per second: 3096940, peak per second: 4880051
  Flow records processed: 25764957, per second: 42564, peak per second: 98124
Allocation:
  Blocks allocated: 20862, per second: 31, peak per second: 72
  Blocks freed: 17161, per second: 40, peak per second: 202
  Blocks unavailable: 58786, per second: 652, peak per second: 1120
Files:
  Files created: 52, per second: 0, peak per second: 0
  Files exported: 42, per second: 0, peak per second: 0
  Files destroyed: 42, per second: 0, peak per second: 0
Throughput:
  Uncompressed bytes: 2592070401, per second: 7297307,
  peak per second: 8630023
  Compressed bytes: 659600068, per second: 1858458, peak per second: 2198471
Packet drops:
  No memory: 58786, Not IP: 0
  Not IPv4: 0, Too small: 0
  Fragments: 0, ICMP: 0
  TCP: 0, Unknown: 0
  Not JUNOS flow: 0
File Transfer:
  FTP bytes: 585981447, per second: 1313320, peak per second: 4857798
  FTP files: 48, per second: 0, peak per second: 0
  FTP failure: 8
Export channel: 0
  Current server: Primary
  Primary server state: FTP error, Secondary server state: Not configured
Export channel: 1
  Current server: Primary
  Primary server state: OK, Secondary server state: Not configured

```


Intrusion Detection Service Operational Mode Commands

Table 300 on page 1771 summarizes the command-line interface (CLI) commands you can use to monitor and troubleshoot the intrusion detection service (IDS). Commands are listed in alphabetical order.

Table 300: IDS Operational Mode Commands

Task	Command
Clear (set to zero) IDS events and event information.	<code>clear services ids</code>
Clear the IDS events for a particular address that might be under attack.	<code>clear services ids destination-table</code>
Clear the IDS attack source and destination address pair table.	<code>clear services ids pair-table</code>
Clear all IDS events for addresses that are suspected attackers.	<code>clear services ids source-table</code>
Display IDS event information.	<code>show services ids</code>



NOTE: IDS is supported on the adaptive services interface on the following routers:

- J Series routers—`sp-pim/0/slot`
- M Series and T Series routers—`sp-fpc/pic/port`

IDS is also supported on the redundant adaptive services interface (`rspnumber`) on M Series and T Series routers.



NOTE: For information about how to configure IDS, see the *Junos OS Services Interfaces Configuration Guide*.

clear services ids

Syntax	<code>clear services ids</code> <code><interface <i>interface-name</i>></code> <code><service-set <i>service-set-name</i>></code>
Release Information	Command introduced before Junos OS Release 7.4.
Description	Clear intrusion detection service (IDS) events.
Options	<p>none—Clear all IDS events for all adaptive services interfaces for all service sets, and clear and reset IDS.</p> <p>interface <i>interface-name</i>—(Optional) On M Series and T Series routers, the <i>interface-name</i> can be <i>sp-fpc/pic/port</i> or <i>rspnumber</i>. On the J Series, the <i>interface-name</i> is <i>sp-pim/0/port</i>.</p> <p>service-set <i>service-set-name</i>—(Optional) Clear all IDS events for a particular service set.</p>
Required Privilege Level	view
List of Sample Output	clear services ids on page 1772
Output Fields	When you enter this command, you are provided feedback on the status of your request.

Sample Output

clear services ids user@host> clear services ids

clear services ids destination-table

Syntax	clear services ids destination-table <destination-prefix <i>destination-prefix-name</i> > <interface <i>interface-name</i> > <service-set <i>service-set-name</i> >
Release Information	Command introduced before Junos OS Release 7.4.
Description	Clear the intrusion detection service (IDS) events for a particular address that might be under attack.
Options	<p>none—Clear the attack destination address table.</p> <p>destination-prefix <i>destination-prefix-name</i>—(Optional) Clear the attack destination table for a particular destination prefix.</p> <p>interface <i>interface-name</i>—(Optional) Clear the attack destination table for a particular interface. On M Series and T Series routers, the <i>interface-name</i> can be <i>sp-fpc/pic/port</i> or <i>rspnumber</i>. On the J Series routers, the <i>interface-name</i> is <i>sp-pim/O/port</i>.</p> <p>service-set <i>service-set-name</i>—(Optional) Clear the attack destination table for a particular service set.</p>
Required Privilege Level	view
List of Sample Output	clear services ids destination-table on page 1773
Output Fields	When you enter this command, you are provided feedback on the status of your request.

Sample Output

```
clear services ids destination-table
user@host> clear services ids destination-table
```

clear services ids pair-table

Syntax	<code>clear services ids pair-table</code> <code><destination-prefix <i>destination-prefix-name</i>></code> <code><interface <i>interface-name</i>></code> <code><service-set <i>service-set-name</i>></code> <code><source-prefix <i>source-prefix-name</i>></code>
Release Information	Command introduced before Junos OS Release 7.4.
Description	Clear the intrusion detection service (IDS) attack source and destination address pair table.
Options	<p>none—Clear the attack source and destination address pair table.</p> <p>destination-prefix <i>destination-prefix-name</i>—(Optional) Clear the attack source and destination address pair table for a particular destination prefix.</p> <p>interface <i>interface-name</i>—(Optional) Clear the attack destination table for a particular interface. On M Series and T Series routers, the <i>interface-name</i> can be sp-fpc/pic/port or rspnumber. On the J Series routers, the <i>interface-name</i> is sp-pim/0/port.</p> <p>service-set <i>service-set-name</i>—(Optional) Clear the attack source and destination address pair table for a particular service set.</p> <p>source-prefix <i>source-prefix-name</i>—(Optional) Clear the attack source and destination address pair table for a particular source prefix.</p>
Required Privilege Level	view
List of Sample Output	clear services ids pair-table on page 1774
Output Fields	When you enter this command, you are provided feedback on the status of your request.

Sample Output

<code>clear services ids pair-table</code>	<code>user@host> clear services ids pair-table</code>
--	--

clear services ids source-table

Syntax	clear services ids source-table <interface <i>interface-name</i> > <service-set <i>service-set-name</i> > <source-prefix <i>source-prefix-name</i> >
Release Information	Command introduced before Junos OS Release 7.4.
Description	Clear all intrusion detection service (IDS) events for addresses that are suspected attackers.
Options	<p>none—Clear the attack source address table.</p> <p>interface <i>interface-name</i>—(Optional) On M Series and T Series routers, the <i>interface-name</i> can be <i>sp-fpc/pic/port</i> or <i>rspnumber</i>. On the J Series routers, the <i>interface-name</i> is <i>sp-pim/0/port</i>.</p> <p>service-set <i>service-set-name</i>—(Optional) Clear the attack source address table for a particular service set.</p> <p>source-prefix <i>source-prefix-name</i>—(Optional) Clear the attack source address table for a particular source prefix.</p>
Required Privilege Level	view
List of Sample Output	clear services ids source-table on page 1775
Output Fields	When you enter this command, you are provided feedback on the status of your request.

Sample Output

```
clear services ids      user@host> clear services ids source-table
source-table
```

show services ids

Syntax show services ids (destination-table | pair-table | source-table)
 <brief | extensive | terse>
 <destination-prefix *destination-prefix-name*>
 <interface *interface-name*>
 <limit *number*>
 <order (anomalies | bytes | flows | packets)>
 <service-set *service-set-name*>
 <source-prefix *source-prefix-name*>
 <threshold *number*>

Release Information Command introduced before Junos OS Release 7.4.

Description Display information about intrusion detection service (IDS) events. All events gathered by IDS are reported as anomalies. For example, events such as **create forward or watch flow**, **FTP passive**, and **FTP active** are genuinely allowed by the stateful firewall but are logged as anomalies to track the rates and number for these events.

Options **destination-table**—Display information for an address under possible attack.

pair-table—Display information for a particular suspected attack source and destination address pair.

source-table—Display information for an address that is a suspected attacker.

brief | extensive | terse—(Optional) Display the specified level of output.

destination-prefix *destination-prefix-name*—(Optional) Display information for a particular destination prefix.

interface *interface-name*—(Optional) On M Series and T Series routers, the *interface-name* can be *sp-fpc/pic/port* or *rspnumber*. On J Series routers, the *interface-name* is *sp-pim/0/port*.

limit *number*—(Optional) Maximum number of entries to display. By default, all tables display the top 32 entries sorted by the number of events for the criteria chosen. To display additional entries, configure the limit option to set up to 256 entries.

order—(Optional) Display events according to one of the following table-ordering criteria. The default is anomalies.

- **anomalies**—Display information for particular anomalies.
- **bytes**—Order output by number of bytes received.
- **flows**—Order output by number of flows.
- **packets**—Order output by number of packets received.

service-set *service-set-name*—(Optional) Display information about a particular service set.

source-prefix *source-prefix-name*—(Optional) Display information about a particular source prefix.

threshold *number*—(Optional) Limit the display to events with this number of anomalies, bytes, flows, or packets, whichever criterion you specify for order. For example, to display all events with more than 100 flows, specify order flows and threshold 100.

Required Privilege Level view

List of Sample Output [show services ids destination-table on page 1780](#)
[show services ids destination-table extensive on page 1780](#)
[show services ids destination-table extensive order anomalies on page 1780](#)
[show services ids pair-table extensive on page 1781](#)
[show services ids pair-table extensive limit on page 1781](#)
[show services ids source-table extensive on page 1782](#)
[show services ids source-table extensive limit on page 1782](#)

Output Fields [Table 301 on page 1777](#) lists the output fields for the **show services ids** command. Output fields are listed in the approximate order in which they appear.

Table 301: show services ids Output Fields

Field Name	Field Description	Output Level
Interface	Name of an adaptive services interface.	All levels
Service set	Name of a service set. Individual empty service sets are not displayed, but if no service set has any flows, a flow table header is printed for each service set.	All levels
Sorting order	Primary mode to display information: Anomalies , Bytes , Flows , or Packets .	All levels
Source address	Name of the source address.	All levels
Dest address	Name of the destination address.	All levels
Time	Total time the information has been in the table.	All levels
Flags	Flags can be Forced , F (terse output only), SYNcookie , S (terse output only), Forced+SYNcookie , and F+S (terse output only). The SYNcookie flag is visible only in the destination table.	All levels
Application	Configured application, such as FTP or Telnet .	All levels
Bytes	Total number of bytes sent from the source to the destination address, in thousands (k) or millions (m).	All levels
Packets	Total number of packets sent from the source to the destination address, in thousands (k) or millions (m).	All levels
Flows	Total number of flows of packets sent from the source to the destination address, in thousands (k) or millions (m).	All levels

Table 301: show services ids Output Fields (*continued*)

Field Name	Field Description	Output Level
Anomalies	Total number of packets in the anomaly table, in thousands (k) or millions (m).	All levels
Anomaly description	<p>One or more of the following types of anomalies. For more information, see the detailed descriptions in the stateful firewall section of the Junos OS System Log Messages Reference.</p> <ul style="list-style-type: none"> • First packet of TCP session not SYN • ICMP echo request dropped, because sequence number duplicated • ICMP echo reply dropped. No matching sequence number • ICMP echo request dropped. Too many echo requests without echo reply • ICMP header length check failed • ICMP packet length greater than 64K • IP fragment assembly timeout • IP fragment length error • IP fragment overlap • IP packet length greater than 64K • IP packet too short • IP packet with broadcast destination address • IP packet with checksum error • IP packet with incorrect length • IP packet with TTL equal to 0 	extensive

Table 301: show services ids Output Fields (*continued*)

Field Name	Field Description	Output Level
Anomaly description (continued)	<ul style="list-style-type: none"> • IP packet with version other than 4 • Land attack (IP src address = dest address) • No matching SFW rule; attempting to create discard flow • Number of open sessions exceeds IDS limit; packet dropped • Packet rate exceeds IDS limit; packet dropped • Session creation rate exceeds IDS limit; packet dropped • SFW application message too long • SFW discard packet contains non-configured IP option types • SFW drop packet because of discard flow • SFW dropped TCP watch packet • SFW rules request FTP active mode data packets to be accepted; attempting to create forward flow • SFW rules request FTP passive mode data packets to be accepted; attempting to create forward flow • SFW rules request packet to be accepted; attempting to create forward or watch flow • SFW rules request packet to be discarded; attempting to create discard flow • SFW rules request packet to be rejected; attempting to create reject flow • SFW discard flow requires packet to be dropped • SFW SYN defense • Smurf attack (ping to IP broadcast address) • TCP FIN/RST or SYN/(URG FIN RST) flags set • TCP header length check failed • TCP port scan (port not in LISTEN state) • TCP seq number zero and FIN/PSH/RST flags set • TCP seq number zero and no flags set • TCP source or destination port zero • TCP SYN flood attack • UDP header length check failed • UDP port scan (port not in LISTEN state) • UDP source or destination port zero 	extensive
Count	Number of times that a particular anomaly occurred, in thousands (k) or millions (M).	extensive
Rate (eps)	Anomaly events per second. The IDS subsystem attempts to maintain a weighted average of rates, which might not reflect the exact incoming rate of attack at low rates. However, at high rates exceeding 160 events per second, the rates generally match.	extensive
Elapsed	Time since the same type of event last occurred.	extensive
Total IDS table entries	Number of entries in the IDS table. This number is not necessarily the sum of all entries displayed.	All levels

Table 301: show services ids Output Fields (*continued*)

Field Name	Field Description	Output Level
Total failed IDS table entry insertions	Number of IDS entries not allowed into the table because the table was full	All levels
Total number of events (closed flows and anomalies detected)	Total number of events since the system was started or since the show ids services command was executed.	All levels

Sample Output

```

show services ids destination-table
user@host> show services ids destination-table
Interface: sp-1/3/0, Service set: null-sfw
Sorting order: Packets
Source address      Dest address      Time      Flags      Application
any                -> 10.58.255.146   36m12s    SYN cookie
Bytes: 35.0 m, Packets: 822.0 k, Flows: 274.0 k, Anomalies: 2251.0 k

Total IDS table entries: 87
Total failed IDS table entry insertions 0
Total number of events (closed flows and anomalies detected): 2606018

show services ids destination-table extensive
user@host> show services ids destination-table extensive
Interface: sp-1/3/0, Service set: null-sfw
Sorting order: Packets
Source address      Dest address      Time      Flags      Application
any                -> 10.58.255.146   35m52s    SYN cookie
Bytes: 34.0 m, Packets: 798.0 k, Flows: 266.0 k, Anomalies: 2251.0 k
Anomalies
First packet of TCP session not SYN      160.0 k      0      14s
TCP source or destination port zero      634.0 k      154.6    3m37s
UDP source or destination port zero      633.0 k      170.0    3m37s
ICMP header length check failed          2875        0.9      3m37s
IP fragment assembly timeout             820.0 k      12.8     3m18s
UDP header length check failed            385         0.5      3m53s
TCP header length check failed            383         0.5      3m53s

Total IDS table entries:
87
Total failed IDS table entry insertions
0
Total number of events (closed flows and anomalies detected):
2598063

show services ids destination-table extensive order anomalies
user@host> show services ids destination-table extensive order anomalies
Interface: sp-0/2/0, Service set: ssl
IDS sorting order: Anomalies
Source address      Dest address      Time      Flags      Application
15.1.1.1           -> 15.99.1.1        1m28s      junos-ftp
Bytes: 1065, Packets: 18, Flows: 1, Anomalies: 10

```

```

Anomaly description                                Count  Rate(eps)  Elapsed
creating forward or watch flow                     1      15.6      1m28s
Number of open sessions exceeds IDS limit           9       0.8       18s

Total IDS table entries:                           3
Total failed IDS table entry insertions             0
Total number of events (closed flows and anomalies): 11

show services ids pair-table extensive
user@host> show services ids pair-table extensive
Interface: sp-3/2/0, Service set: ss_all_limits
IDS sorting order: Packets
Source address  Dest address  Time  Flags  Application
15.1.1.4        -> 15.99.1.4    2m20s  junos-ftp

Bytes: 5.7k, Packets: 102.0, Flows: 41.0, Anomalies: 462.0
Anomaly description                                Count  Rate  Elapsed
creating forward or watch flow                     41.0    8.8    2m17s

Packet rate exceeds IDS src limit                   21.0    7.1    2m17s

Session creation rate exceeds IDS src limit          359.0   99.7    2m16s

TCP SYN flood attack                               41.0    1.9    1m30s

Total IDS table entries:                           3
Total failed IDS table entry insertions             0
Total number of events (closed flows and anomalies): 462

show services ids pair-table extensive limit
user@host> show services ids pair-table extensive limit 3
Interface: sp-1/3/0, Service set: null-sfw
Sorting order: Packets
Source address  Dest address  Time  Flags  Application
10.58.255.18    -> 10.58.255.146 38m41s SYN cookie

Bytes: 286.0 m, Packets: 2823.0 k, Flows: 324.0 k, Anomalies: 387.0 k
Anomalies
First packet of TCP session not SYN                 160.0 k  0.1    25s
TCP source or destination port zero                  69.0 k  14.1   6m26s
UDP source or destination port zero                  68.0 k  12.7   6m26s
ICMP header length check failed                     318     0.1    7m6s
IP fragment assembly timeout                         88.0 k  1.3    6m7s
UDP header length check failed                       39     0.0   6m58s
TCP header length check failed                       46     0.0   6m45s

10.58.255.23    -> 10.58.255.146 18m48s SYN cookie
Bytes: 104.0 m, Packets: 421.0 k, Flows: 230, Anomalies: 124.0 k
Anomalies
TCP source or destination port zero                  37.0 k  9.8    6m26s
UDP source or destination port zero                  37.0 k  8.4    6m26s
IP fragment assembly timeout                         48.0 k  1.0    6m7s
ICMP header length check failed                     190     0.2   6m47s
UDP header length check failed                       29     0.0   6m51s
TCP header length check failed                       23     0.0   6m59s

10.58.255.25    -> 10.58.255.146 18m48s SYN cookie
Bytes: 104.0 m, Packets: 420.0 k, Flows: 232, Anomalies: 123.0 k
Anomalies
TCP source or destination port zero                  37.0 k  9.8    6m26s
UDP source or destination port zero                  37.0 k  8.6    6m26s
IP fragment assembly timeout                         48.0 k  1.5    6m7s

```

ICMP header length check failed	173	0.1	6m43s
UDP header length check failed	24	0.0	6m43s
TCP header length check failed	19	0.0	6m56s

Total IDS table entries:

87

Total failed IDS table entry insertions

0

Total number of events (closed flows and anomalies detected):

2659291

show services ids source-table extensive

user@host> show services ids source-table extensive

Interface: sp-3/2/0, Service set: ss_all_limits

IDS sorting order: Packets

Source address	Dest address	Time	Flags	Application
15.1.1.4	->	any	2m43s	junos-ftp

Bytes: 5.7k, Packets: 102.0, Flows: 41.0, Anomalies: 462.0

Anomaly description	Count	Rate	Elapsed
creating forward or watch flow	41.0	8.8	2m40s
Packet rate exceeds IDS src limit	21.0	7.1	2m40s
Session creation rate exceeds IDS src limit	359.0	99.7	2m39s
TCP SYN flood attack	41.0	1.9	1m53s

Total IDS table entries:

3

Total failed IDS table entry insertions

0

Total number of events (closed flows and anomalies):

462

show services ids source-table extensive limit

user@host> show services ids source-table extensive limit 3

Interface: sp-1/3/0, Service set: null-sfw

Sorting order: Packets

Source address	Dest address	Time	Flags	Application
----------------	--------------	------	-------	-------------

10.58.255.18 -> any 40m 0s SYN cookie

Bytes: 250.0 m, Packets: 1978.0 k, Flows: 356.0 k, Anomalies: 387.0 k

Anomalies	Count	Rate(eps)	Elapsed
TCP source or destination port zero	37.0 k	9.8	6m26s
First packet of TCP session not SYN	160.0 k	0.0	40s
TCP source or destination port zero	69.0 k	62.5	7m45s
UDP source or destination port zero	68.0 k	56.2	7m45s
ICMP header length check failed	319	0.1	7m49s
IP fragment assembly timeout	89.0 k	4.4	7m26s
UDP header length check failed	39	0.0	8m17s
TCP header length check failed	46	0.0	8m4s

10.58.255.30 -> any 20m 7s SYN cookie

Bytes: 107.0 m, Packets: 427.0 k, Flows: 264, Anomalies: 125.0 k

Anomalies	Count	Rate(eps)	Elapsed
UDP source or destination port zero	38.0 k	65.5	7m45s
TCP source or destination port zero	37.0 k	38.1	7m45s
IP fragment assembly timeout	49.0 k	4.1	7m26s
TCP header length check failed	24	0.0	9m23s
ICMP header length check failed	165	0.1	8m6s
UDP header length check failed	26	0.0	8m13s

10.58.255.17 -> any 20m10s SYN cookie

Bytes: 107.0 m, Packets: 426.0 k, Flows: 262, Anomalies: 125.0 k

Anomalies	Count	Rate(eps)	Elapsed
TCP source or destination port zero	38.0 k	55.	7m45s
UDP source or destination port zero	38.0 k	55.1	7m45s
ICMP header length check failed	147	0.1	7m50s
IP fragment assembly timeout	49.0 k	2.8	7m26s
TCP header length check failed	22	0.0	9m33s
UDP header length check failed	22	0.0	8m1s

Total IDS table entries:
87

Total failed IDS table entry insertions
0

Total number of events (closed flows and anomalies detected):
2691423

Interface: sp-1/3/0, Service set: blue

NAT pool	Address	Port	Ports in use
d2-pool	10.59.16.100-10.59.16.100	4000-4002	1

IP Security Operational Mode Commands

Table 302 on page 1785 summarizes the command-line interface (CLI) commands you can use to monitor and troubleshoot IP Security (IPsec) services. In the table, the commands are grouped by the interfaces on which they are supported. In the remainder of this chapter, the commands are listed in alphabetical order.

- Services Interfaces:
 - M Series, MX Series and T Series routers—*sp-fpc/pic/port* or *ms-fpc/pic/port*. IPsec is also supported on the redundant services interface (*rspnumber*).
- Encryption Interfaces (M Series and T Series routers only) *es-fpc/pic/port*.

Table 302: IPsec Services Operational Mode Commands

Task	Command
Services Interface	
Delete certificate authority (CA) digital certificates from the router.	<code>clear security pki ca-certificate</code>
Delete manually generated local digital certificate requests from the router.	<code>clear security pki certificate-request</code>
Delete all CRLs from the router.	<code>clear security pki crl</code>
Clear public key infrastructure (PKI) key pair information for local digital certificates from the router.	<code>clear security pki key-pair</code>
Delete local digital certificates, certificate requests, and the corresponding public/private key pairs from the router.	<code>clear security pki local-certificate</code>
Delete local and remote certificates from the IPsec configuration memory cache.	<code>clear services ipsec-vpn certificates</code>
Clear IPsec statistics.	<code>clear services ipsec-vpn ipsec statistics</code>
Clear either Internet Key Exchange (IKE) or IPsec VPN security associations.	<code>clear services ipsec-vpn ike security-associations</code> <code>clear services ipsec-vpn ipsec security-associations</code>

Table 302: IPsec Services Operational Mode Commands (*continued*)

Task	Command
Request a digital certificate from a CA online by using the Simple Certificate Enrollment Protocol (SCEP).	<code>request security pki ca-certificate enroll</code>
Manually load a CA digital certificate from a specified location.	<code>request security pki ca-certificate load</code>
Verify the digital certificate installed for the specified certificate authority (CA).	<code>request security pki ca-certificate verify</code>
Manually install a CRL on the router.	<code>request security pki crl load</code>
Manually generate a local digital certificate request in the Public-Key Cryptography Standards #10 (PKCS-10) format.	<code>request security pki generate-certificate-request</code>
Generate a Public Key Infrastructure (PKI) public and private key pair for a local digital certificate.	<code>request security pki generate-key-pair</code>
Request a CA to enroll and install a local digital certificate online by using the SCEP.	<code>request security pki local-certificate enroll</code>
Manually generate a self-signed certificate for the given distinguished name.	<code>request security pki local-certificate generate-self-signed</code>
Manually load a local digital certificate from a specified location.	<code>request security pki local-certificate load</code>
Verify the validity of the local digital certificate identifier.	<code>request security pki local-certificate verify</code>
Switch between the primary and backup IPsec VPN tunnels.	<code>request services ipsec-vpn ipsec switch tunnel</code>
Display information about authentication keychains configured for the BGP Protocol, the LDP routing protocols, the Bidirectional Forwarding Detection (BFD) Protocol, and the IS-IS Protocol.	<code>show security keychain</code>
Display information about certificate authority (CA) digital certificates installed in the router.	<code>show security pki ca-certificate</code>
Display information about manually generated local digital certificate requests that are stored in the router.	<code>show security pki certificate-request</code>
Display information about the certificate revocation lists (CRLs) that are stored in the router.	<code>show security pki crl</code>
Display information about the local digital certificates and the corresponding public keys installed in the router.	<code>show security pki local-certificate</code>

Table 302: IPsec Services Operational Mode Commands (*continued*)

Task	Command
Display local and remote certificates installed in the IPsec configuration memory cache that are used for the IKE negotiation.	<code>show services ipsec-vpn certificates</code>
Display IKE VPN security associations for service sets.	<code>show services ipsec-vpn ike security-associations</code>
Display IPsec VPN security associations for service sets.	<code>show services ipsec-vpn ipsec security-associations</code>
Display IPsec VPN statistics for service sets.	<code>show services ipsec-vpn ipsec statistics</code>
Encryption Interface	
Clear Internet Key Exchange (IKE) security associations.	<code>clear ike security-associations</code>
Clear IPsec security associations.	<code>clear ipsec security-associations</code>
Switch between primary and backup interfaces and tunnels.	<code>request ipsec switch</code>
Obtain a public key certificate from a certification authority.	<code>request security certificate (signed)</code> <code>request security certificate (unsigned)</code>
Generate a public and private key pair.	<code>request security key-pair</code>
Add a certificate provided by the Juniper Networks certificate authority.	<code>request system certificate add</code>
Display IKE security association information.	<code>show ike security-associations</code>
Display the IPsec certificate database.	<code>show ipsec certificates</code>
Display primary and backup interface and tunnel information.	<code>show ipsec redundancy</code>
Display IPsec security association information.	<code>show ipsec security-associations</code>
Display installed certificates signed by the Juniper Networks certificate authority.	<code>show system certificate</code>



NOTE: For information about how to configure IPsec services, see the *Junos OS Services Interfaces Configuration Guide* for adaptive services interfaces and the *Junos OS System Basics Configuration Guide* for encryption interfaces.

clear ike security-associations

Syntax	clear ike security-associations <destination-ip-address>
Release Information	Command introduced before Junos OS Release 7.4.
Description	(Encryption interface on M Series and T Series routers only) Clear information about the current Internet Key Exchange (IKE) security association. This command is valid for dynamic security associations only.
Options	none —Clear all IKE security associations. destination-ip-address —(Optional) Clear the IKE security association at the specified destination address.
Required Privilege Level	view
Related Documentation	<ul style="list-style-type: none">• show ike security-associations on page 1821
List of Sample Output	clear ike security-associations on page 1788
Output Fields	When you enter this command, you are provided feedback on the status of your request.

Sample Output

clear ike security-associations	user@host> clear ike security-associations
---------------------------------	--

clear ipsec security-associations

Syntax	<code>clear ipsec security-associations</code> <code><sa-name></code>
Release Information	Command introduced before Junos OS Release 7.4.
Description	(Encryption interface on M Series and T Series routers only) Clear information about the current IP Security (IPsec) security association. This command is valid for dynamic security associations only. When this command is issued, a new security association is created.
Options	none —Clear all IPsec security associations. sa-name —(Optional) Clear the specified security association.
Required Privilege Level	view
Related Documentation	<ul style="list-style-type: none"> • show ipsec security-associations on page 1830
List of Sample Output	clear ipsec security-associations on page 1789
Output Fields	See the show ipsec security-associations for an explanation of output fields.

Sample Output

clear ipsec security-associations The following output from the **show ipsec security-associations detail** command is displayed before and after the **clear ipsec security-associations** command is issued:

```
user@host> show ipsec security-associations detail
Security association: sa-dynamic, Interface family: Up

Direction: inbound, SPI: 242379418, State: Installed
Mode: tunnel, Type: dynamic
Protocol: ESP, Authentication: hmac-md5-96, Encryption: None
Soft lifetime: Expires in 22979 seconds
Hard lifetime: Expires in 28739 seconds

Direction: outbound, SPI: 368592771, State: Installed
Mode: tunnel, Type: dynamic
Protocol: ESP, Authentication: hmac-md5-96, Encryption: None
Soft lifetime: Expires in 22979 seconds
Hard lifetime: Expires in 28739 seconds

user@host> clear ipsec security-associations

user@host> show ipsec security-associations detail
Security association: sa-dynamic, Interface family: Up

Direction: inbound, SPI: 1031597683, State: Installed
Mode: tunnel, Type: dynamic
Protocol: ESP, Authentication: hmac-md5-96, Encryption: None
Soft lifetime: Expires in 23037 seconds
```

Hard lifetime: Expires in 28797 seconds

Direction: outbound, SPI: 1618419878, State: Installed

Mode: tunnel, Type: dynamic

Protocol: ESP, Authentication: hmac-md5-96, Encryption: None

Soft lifetime: Expires in 23037 seconds

Hard lifetime: Expires in 28797 seconds

clear security pki ca-certificate

Syntax	clear security pki ca-certificate (all ca-profile <i>ca-profile-name</i>)
Release Information	Command introduced in Junos OS Release 7.5.
Description	Delete certificate authority (CA) digital certificates from the router.
Options	<p>all—Delete all CA digital certificates from the router.</p> <p>ca-profile <i>ca-profile-name</i>—Delete the specified CA profile.</p>
Required Privilege Level	clear
Related Documentation	<ul style="list-style-type: none"> • request security pki ca-certificate enroll on page 1803 • request security pki ca-certificate load on page 1804 • show security pki ca-certificate on page 1833
List of Sample Output	clear security pki ca-certificate all on page 1791
Output Fields	When you enter this command, you are provided feedback on the status of your request.

Sample Output

```
clear security pki user@host> clear security pki ca-certificate all
ca-certificate all
```

clear security pki certificate-request

Syntax	clear security pki certificate-request (all certificate-id <i>certificate-id-name</i>)
Release Information	Command introduced in Junos OS Release 7.5.
Description	Delete manually generated local digital certificate requests from the router.
Options	<p>all—Delete all local digital certificate requests from the router.</p> <p>certificate-id <i>certificate-id-name</i>—Delete the specified local digital certificate and corresponding public/private key pair.</p>
Required Privilege Level	clear
Related Documentation	<ul style="list-style-type: none">• show security pki certificate-request on page 1837
List of Sample Output	clear security pki certificate-request all on page 1792
Output Fields	When you enter this command, you are provided feedback on the status of your request.

Sample Output

clear security pki certificate-request all	user@host> clear security pki certificate-request all
---	---

clear security pki crt

Syntax	clear security pki crt (all ca-profile <i>ca-profile-name</i>)
Release Information	Command introduced in Junos 8.1
Description	Delete certificate revocation lists (CRLs) from the router.
Options	all —Delete all CRLs from the router. ca-profile <i>ca-profile-name</i> —Delete CRLs associated with the specified CA profile.
Required Privilege Level	clear
List of Sample Output	clear security pki crt ca-profile all on page 1793
Output Fields	When you enter this command, you are provided feedback on the status of your request.

Sample Output

clear security pki crt ca-profile all	user@host> clear security pki crt ca-profile all
--	--

clear security pki key-pair

Syntax	clear security pki key-pair (all certificate-id <i>certificate-id-name</i>)
Release Information	Command introduced in Junos OS Release 8.5.
Description	Clear public key infrastructure (PKI) key pair information for local digital certificates from the router.
Options	<p>all—Delete all local digital certificates, certificate requests, and the corresponding public and private key pairs from the router.</p> <p>certificate-id <i>certificate-id-name</i>—Delete the specified local digital certificate and corresponding public/private key pair.</p>
Required Privilege Level	clear
Related Documentation	<ul style="list-style-type: none">• request security pki local-certificate enroll on page 1810• show security pki local-certificate on page 1841
Output Fields	This command produces no output.

Sample Output

```
clear security pki key pair

user@host> clear security pki key pair
```


clear security pki local-certificate

Syntax	clear security pki local-certificate <all certificate-id <i>certificate-id-name</i> system-generated>
Release Information	Command introduced in Junos OS Release 7.5.
Description	Delete local digital certificates, certificate requests, and the corresponding public/private key pairs from the router.
Options	<p>all—(Optional) Delete all local digital certificates, certificate requests, and the corresponding public and private key pairs from the router.</p> <p>certificate-id <i>certificate-id-name</i>—(Optional) Delete the specified local digital certificate and corresponding public and private key pair.</p> <p>system-generated—(Optional) Auto-generated self-signed certificate.</p>
Required Privilege Level	clear
Related Documentation	<ul style="list-style-type: none"> • request security pki local-certificate enroll on page 1810 • show security pki local-certificate on page 1841
List of Sample Output	clear security pki local-certificate all on page 1795
Output Fields	This command produces no output.

Sample Output

```
clear security pki  user@host> clear security pki local-certificate all
local-certificate all
```

clear services ipsec-vpn certificates

Syntax	clear services ipsec-vpn certificates (all service-set <i>service-set</i>) <certificate-cache-entry <i>number</i> >
Release Information	Command introduced in Junos OS Release 7.5.
Description	(Adaptive services interfaces only) Delete digital certificates from the IPsec configuration memory cache. Issuing this command also clears the certificate revocation list (CRL) from the cache along with the certificates.
Options	<p>all—Delete digital certificates for all service sets.</p> <p>service-set <i>service-set</i>—Delete digital certificates for the specified service set.</p> <p>certificate-cache-entry <i>number</i>—(Optional) Delete digital certificates matching a specified cache entry number. To view the certificate cache entry numbers, issue the show services ipsec-vpn certificates command.</p>
Required Privilege Level	clear
Related Documentation	<ul style="list-style-type: none">• show services ipsec-vpn certificates on page 1844
List of Sample Output	clear services ipsec-vpn certificates all on page 1796
Output Fields	When you enter this command, you are provided feedback on the status of your request.

Sample Output

```
clear services ipsec-vpn certificates
all
user@host> clear services ipsec-vpn certificates all
```

clear services ipsec-vpn ike security-associations

Syntax	clear services ipsec-vpn ike security-associations <peer-address-name> <service-set service-set-name>
Release Information	Command introduced before Junos OS Release 7.4. service-set option added in Junos OS Release 8.5.
Description	(Adaptive services interfaces only) Clear Internet Key Exchange (IKE) security associations.
Options	peer-address-name —(Optional) Clear only the security association specified by the peer address. service-set service-set-name —(Optional) Clear only the security association specified by the service-set name.
Required Privilege Level	view
Related Documentation	<ul style="list-style-type: none"> • show services ipsec-vpn ike security-associations on page 1847
Output Fields	When you enter this command, you are provided feedback on the status of your request.

Sample Output

```
clear services ipsec-vpn ike security-associations
user@host> clear services ipsec-vpn ike security-associations
```

clear services ipsec-vpn ipsec statistics

Syntax	clear services ipsec-vpn ipsec statistics <remote-gateway <i>address</i> > <service-set <i>service-set-name</i> >
Release Information	Command introduced in Junos OS Release 8.1.
Description	(Adaptive services interface only) Clear IP Security (IPsec) statistics.
Options	remote-gateway <i>address</i> —(Optional) Clear statistics for the specified remote system. service-set <i>service-set-name</i> —(Optional) Clear statistics for the specified service set.
Required Privilege Level	view
Related Documentation	<ul style="list-style-type: none">• show services ipsec-vpn ipsec statistics on page 1854
List of Sample Output	clear services ipsec-vpn ipsec statistics on page 1798
Output Fields	When you enter this command, you are provided feedback on the status of your request.

Sample Output

```
clear services ipsec-vpn ipsec statistics
user@host> clear services ipsec-vpn ipsec statistics
```

clear services ipsec-vpn ipsec security-associations

Syntax	clear services ipsec-vpn security-associations <peer-address-name> <remote-gateway remote-gateway-address> <service-set-name> <tunnel-index tunnel-index-number>
Release Information	Command introduced before Junos OS Release 7.4. remote-gateway , service-set-name , and tunnel-index options added in Junos OS Release 8.4.
Description	(Adaptive services interfaces only) Clear IP Security (IPsec) security associations. You can combine the options for greater specificity.
Options	<p>peer-address-name—(Optional) Clear only the security association specified by the peer address.</p> <p>remote-gateway remote-gateway-address—(Optional) Clear only the security association specified by the remote gateway address.</p> <p>service-set-name—(Optional) Clear only the security association specified by the service-set name.</p> <p>tunnel-index tunnel-index-number—(Optional) Clear only the security association specified by the tunnel index number.</p>
Required Privilege Level	view
Related Documentation	<ul style="list-style-type: none"> • show services ipsec-vpn ipsec security-associations on page 1851
Output Fields	When you enter this command, you are provided feedback on the status of your request.

Sample Output

```
clear services  user@host> clear services ipsec-vpn ipsec security-associations
ipsec-vpn ipsec
security-associations
```

request security certificate (signed)

Syntax	<code>request security certificate enroll filename <i>filename</i> subject <i>subject</i> alternative-subject <i>alternative-subject</i> certification-authority <i>certification-authority</i> encoding (binary pem) key-file <i>key-file</i> domain-name <i>domain-name</i></code>
Release Information	Command introduced before Junos OS Release 7.4. Command introduced in Junos OS Release 9.0 for EX Series switches.
Description	(Encryption interface on M Series and T Series routers and EX Series switches only) Obtain a signed certificate from a certificate authority (CA). The signed certificate validates the CA and the owner of the certificate. The results are saved in a specified file to the <code>/var/etc/ikecert</code> directory.
Options	<p>filename <i>filename</i>—File that stores the certificate.</p> <p>subject <i>subject</i>—Distinguished name (dn), which consists of a set of components—for example, an organization (o), an organization unit (ou), a country (c), and a locality (l).</p> <p>alternative-subject <i>alternative-subject</i>—Tunnel source address.</p> <p>certification-authority <i>certification-authority</i>—Name of the certificate authority profile in the configuration.</p> <p>encoding (binary pem)—File format used for the certificate. The format can be a binary file or privacy-enhanced mail (PEM), an ASCII base64-encoded format. The default format is binary.</p> <p>key-file <i>key-file</i>—File containing a local private key.</p> <p>domain-name <i>domain-name</i>—Fully qualified domain name.</p>
Required Privilege Level	maintenance
List of Sample Output	request security certificate (signed) on page 1800
Output Fields	When you enter this command, you are provided feedback on the status of your request.

Sample Output

```

request security certificate (signed) user@host> request security certificate enroll filename host.crt subject c=uk,o=london
alternative-subject 10.50.1.4 certification-authority verisign key-file host-1.prv domain-name
host.juniper.net
CA name: juniper.net CA file: ca_verisign
local pub/private key pair: host.prv
subject: c=uk,o=london domain name: host.juniper.net
alternative subject: 10.50.1.4
Encoding: binary
Certificate enrollment has started. To view the status of your enrollment, check
the key management process (kmd) log file at /var/log/kmd. <-----

```

request security certificate (unsigned)

Syntax	<code>request security certificate enroll filename <i>filename</i> ca-file <i>ca-file</i> ca-name <i>ca-name</i> encoding (binary perm) url <i>url</i></code>
Release Information	Command introduced before Junos OS Release 7.4. Command introduced in Junos OS Release 9.0 for EX Series switches.
Description	(Encryption interface on M Series and T Series routers and EX Series switches only) Obtain a certificate from a certificate authority (CA). The results are saved in a specified file to the <code>/var/etc/ikecert</code> directory.
Options	<p>filename <i>filename</i>—File that stores the public key certificate.</p> <p>ca-file <i>ca-file</i>—Name of the certificate authority profile in the configuration.</p> <p>ca-name <i>ca-name</i>—Name of the certificate authority.</p> <p>encoding (binary pem)—File format used for the certificate. The format can be a binary file or privacy-enhanced mail (PEM), an ASCII base64-encoded format. The default value is binary.</p> <p>url <i>url</i>—Certificate authority URL.</p>
Required Privilege Level	maintenance
List of Sample Output	request security certificate (unsigned) on page 1801
Output Fields	When you enter this command, you are provided feedback on the status of your request.

Sample Output

```

request security certificate (unsigned) user@host> request security certificate enroll filename ca_verisign ca-file verisign ca-name
juniper.net urlxyzcompany URL
http://<verisign ca-name xyzcompany url>/cgi-bin/pkiclient.exe CA name: juniper.net
CA file: verisign Encoding: binary
Certificate enrollment has started. To view the status of your enrollment, check
the key management process (kmd) log file at /var/log/kmd. <-----

```

request security key-pair

Syntax	<code>request security key-pair <i>filename</i></code> <code><size <i>key-size</i>></code> <code><type (rsa dsa)></code>
Release Information	Command introduced before Junos OS Release 7.4. Command introduced in Junos OS Release 9.0 for EX Series switches.
Description	(Encryption interface on M Series and T Series routers and EX Series switches only) Generate a public and private key pair for a digital certificate.
Options	<p><i>filename</i>—Name of a file in which to store the key pair.</p> <p><i>size key-size</i>—(Optional) Key size, in bits. The key size can be 512, 1024, or 2048. The default value is 1024.</p> <p><i>type</i>—(Optional) Algorithm used to encrypt the key:</p> <ul style="list-style-type: none">• rsa—RSA algorithm. This is the default.• dsa—Digital signature algorithm with Secure Hash Algorithm (SHA).
Required Privilege Level	maintenance
List of Sample Output	request security key-pair on page 1802
Output Fields	When you enter this command, you are provided feedback on the status of your request.

Sample Output

```
request security  user@host> request security key-pair security-key-file
key-pair
```


request security pki ca-certificate enroll

Syntax	<code>request security pki ca-certificate enroll ca-profile <i>ca-profile-name</i></code>
Release Information	Command introduced in Junos OS Release 7.5.
Description	Request a digital certificate from a certificate authority (CA) online by using the Simple Certificate Enrollment Protocol (SCEP).
Options	<code>ca-profile <i>ca-profile-name</i></code> —CA profile name.
Required Privilege Level	maintenance
Related Documentation	<ul style="list-style-type: none"> • clear security pki ca-certificate on page 1791 • show security pki ca-certificate on page 1833
List of Sample Output	request security pki ca-certificate enroll on page 1803
Output Fields	When you enter this command, you are provided feedback on the status of your request.

Sample Output

```
request security pki user@host> request security pki ca-certificate enroll ca-profile entrust
ca-certificate enroll Received following certificates:
    Certificate: C=us, O=juniper, CN=First Officer
    Fingerprint: 46:71:15:34:f0:a6:41:76:65:81:33:4f:68:47:c4:df:78:b8:e3:3f
    Certificate: C=us, O=juniper, CN=First Officer
    Fingerprint: bc:78:87:9b:a7:91:13:20:71:db:ac:b5:56:71:42:ad:1a:b6:46:17
    Certificate: C=us, O=juniper
    Fingerprint: 00:8e:6f:58:dd:68:bf:25:0a:e3:f9:17:70:d6:61:f3:53:a7:79:10
Do you want to load the above CA certificate ? [yes,no] (no) yes
```

request security pki ca-certificate load

Syntax	<code>request security pki ca-certificate load ca-profile <i>ca-profile-name</i> filename <i>path/filename</i></code>
Release Information	Command introduced in Junos OS Release 7.5.
Description	Manually load a certificate authority (CA) digital certificate from a specified location.
Options	<code>ca-profile <i>ca-profile-name</i></code> —Load the specified CA profile. <code>filename <i>path/filename</i></code> —Directory location and filename of the CA digital certificate.
Required Privilege Level	maintenance
Related Documentation	<ul style="list-style-type: none">• clear security pki ca-certificate on page 1791• show security pki ca-certificate on page 1833
List of Sample Output	request security pki ca-certificate load on page 1804
Output Fields	When you enter this command, you are provided feedback on the status of your request.

Sample Output

<code>request security pki ca-certificate load</code>	<code>user@host> request security pki ca-certificate load ca-profile ca-private filename pki-file</code>
---	---

request security pki ca-certificate verify

Syntax	<code>request security pki ca-certificate verify ca-profile <i>ca-profile-name</i></code>
Release Information	Command introduced in Junos OS Release 8.5.
Description	Verify the digital certificate installed for the specified certificate authority (CA).
Options	<code>ca-profile <i>ca-profile-name</i></code> —Name of the local digital certificate identifier.
Required Privilege Level	maintenance
Output Fields	When you enter this command, you are provided feedback on the status of your request.

Sample Output

You receive the following response before the certificate revocation list (CRL) is downloaded:

```
request security pki ca-certificate verify ca-profile ca1 (CRL not downloaded)
user@host> request security pki ca-certificate verify ca-profile ca1
```

```
CA certificate ca1: CRL verification in progress. Please check the PKId debug
logs for completion status
```

request security pki crt load

Syntax	<code>request security pki crt load ca-profile <i>ca-profile-name</i> filename <i>path/filename</i></code>
Release Information	Command introduced in Junos OS Release 8.1.
Description	Manually install a certificate revocation list (CRL) on the router from a specified location.
Options	<code>ca-profile <i>ca-profile-name</i></code> —Load the specified certificate authority (CA) profile. <code>filename <i>path/filename</i></code> —Directory location and filename of the CRL.
Required Privilege Level	maintenance
List of Sample Output	request security pki crt load on page 1806
Output Fields	When you enter this command, you are provided feedback on the status of your request.

Sample Output

<code>request security pki crt load</code>	<code>user@host> request security pki crt load ca-profile ca-private filename pki-file</code>
--	--

request security pki generate-certificate-request

Syntax	request security pki generate-certificate-request certificate-id <i>certificate-id-name</i> domain-name <i>domain-name</i> subject <i>subject-distinguished-name</i> <email <i>email-address</i> > <filename (<i>path</i> terminal)> <ip-address <i>ip-address</i> >
Release Information	Command introduced in Junos OS Release 7.5.
Description	Manually generate a local digital certificate request in the Public-Key Cryptography Standards #10 (PKCS-10) format.
Options	<p>certificate-id <i>certificate-id-name</i>—Name of the local digital certificate and the public/private key pair.</p> <p>domain-name <i>domain-name</i>—Fully qualified domain name (FQDN). The FQDN provides the identity of the certificate owner for Internet Key Exchange (IKE) negotiations and provides an alternative to the subject name.</p> <p>subject <i>subject-distinguished-name</i>—Distinguished name format that contains the common name, department, company name, state, and country:</p> <ul style="list-style-type: none"> • CN—Common name • OU—Organizational unit name • O—Organization name • ST—State • C—Country <p>email <i>email-address</i>—(Optional) E-mail address of the certificate holder.</p> <p>filename (<i>path</i> terminal)—(Optional) Location where the local digital certificate request should be placed or the login terminal.</p> <p>ip-address <i>ip-address</i>—(Optional) IP address of the router.</p>
Required Privilege Level	maintenance
Related Documentation	<ul style="list-style-type: none"> • clear security pki certificate-request on page 1792 • show security pki certificate-request on page 1837
List of Sample Output	request security pki generate-certificate-request on page 1808
Output Fields	When you enter this command, you are provided feedback on the status of your request.

Sample Output

```
request security pki user@host> request security pki generate-certificate-request certificate-id local-entrust2
generate-certificate-request domain-name router2.juniper.net filename entrust-req2 subject cn=router2.juniper.net
```

```
Generated certificate request
-----BEGIN CERTIFICATE REQUEST-----
MIIBoTCCAQoCAQAwGjEYMBYGA1UEAxMPdHxLmp1bm1wZXIubmV0MIGfMA0GCSqG
SIb3DQEBAQUAA4GNADCBiQKBgQCiuFklQws1Ud+AqN5DDxRs2kVyKEhh9qoVFnz+
Hz4c9vsy3B8E1wTJlkmIt2cB3yifB6zePd+6wYpf57Crwre7YqPkiXM31F6z3YjX
H+1BPNbCxNWYvyrnSyVYDbFj8o0Xyqog8ACDfVL2JBWrPNBYy7imq/K9soDBbAs6
5hZqqwIDAQABoEcwRQYJKoZIhvcNAQkOMTgwNjA0BGNVHQ8BAf8EBAMCB4AwJAYD
VR0RAQH/BBowGIIWdHxLmVuZ2xhYi5qdW5pcGVyLm5ldDANBgkqhkiG9w0BAQQF
AA0BgQBc2rq1v5S0QXH7LCb/FdqAL8ZM6GoaN5d6cGwq4bB6a7UQFgtOH406gQ3G
3iH0Zfz4xMIBpJYuGd1dkqgvcdOH3AgTsLkfn7Wi3x5H2qeQVs9bvL4P5nvEZLND
EIMUHwteo1ZCiZ70f09Fer9cXWHSQs1UtXtgPqQJy2xIeImLgw==
-----END CERTIFICATE REQUEST-----
Fingerprint:
0d:90:b8:d2:56:74:fc:84:59:62:b9:78:71:9c:e4:9c:54:ba:16:97 (sha1)
1b:08:d4:f7:90:f1:c4:39:08:c9:de:76:00:86:62:b8 (md5)
```

request security pki generate-key-pair

Syntax	request security pki generate-key-pair certificate-id <i>certificate-id-name</i> <size (512 1024 2048) >
Release Information	Command introduced in Junos OS Release 7.5.
Description	Generate a Public Key Infrastructure (PKI) public and private key pair for a local digital certificate.
Options	certificate-id <i>certificate-id-name</i> —Name of the local digital certificate and the public/private key pair. size —(Optional) Key pair size. The key pair size can be 512 , 1024 , or 2048 bits.
Required Privilege Level	maintenance
List of Sample Output	request security pki generate-key-pair on page 1809
Output Fields	When you enter this command, you are provided feedback on the status of your request.

Sample Output

request security pki generate-key-pair	user@host> request security pki generate-key-pair certificate-id billy size 2048 Generated key pair billy, key size 2048 bits
---	--

request security pki local-certificate enroll

Syntax	<code>request security pki local-certificate enroll ca-profile <i>ca-profile-name</i> certificate-id <i>certificate-id-name</i> challenge-password <i>password</i> domain-name <i>domain-name</i> subject <i>subject-distinguished-name</i> <email <i>email-address</i>> <ip-address <i>ip-address</i>></code>
Release Information	Command introduced in Junos OS Release 7.5.
Description	Request that a certificate authority (CA) enroll and install a local digital certificate online by using the Simple Certificate Enrollment Protocol (SCEP).
Options	<p>ca-profile <i>ca-profile-name</i>—CA profile name.</p> <p>certificate-id <i>certificate-id-name</i>—Name of the local digital certificate and the public/private key pair.</p> <p>challenge-password <i>password</i>—Password set by the administrator and normally obtained from the SCEP enrollment webpage of the CA. The password is 16 characters in length.</p> <p>domain-name <i>domain-name</i>—Fully qualified domain name (FQDN). The FQDN provides the identity of the certificate owner for Internet Key Exchange (IKE) negotiations and provides an alternative to the subject name.</p> <p>subject <i>subject-distinguished-name</i>—Distinguished name format that contains the common name, department, company name, state, and country:</p> <ul style="list-style-type: none">• CN—Common name• OU—Organizational unit name• O—Organization name• ST—State• C—Country <p>email <i>email-address</i>—(Optional) E-mail address of the certificate holder.</p> <p>ip-address <i>ip-address</i>—(Optional) IP address of the router.</p>
Required Privilege Level	maintenance
Related Documentation	<ul style="list-style-type: none">• show security pki local-certificate on page 1841
Output Fields	When you enter this command, you are provided feedback on the status of your request.

Sample Output

```
user@host> request security pki local-certificate enroll certificate-id r3-entrust-scep ca-profile  
entrust domain-name router3.juniper.net subject "CN=router3,OU=Engineering,O=juniper,C=US"  
challenge-password 123
```

Certificate enrollment has started. To view the status of your enrollment, check the public key infrastructure log (pkid) log file at /var/log/pkid. Please save the challenge-password for revoking this certificate in future. Note that this password is not stored on the router.

request security pki local-certificate generate-self-signed

Syntax	<code>request security pki local-certificate generate-self-signed certificate-id <i>certificate-id-name</i> domain-name <i>domain-name</i> ip-address <i>ip-address</i> email <i>email-address</i> subject <i>subject-distinguished-name</i></code>
Release Information	Command introduced in Junos OS Release 9.1.
Description	Manually generate a self-signed certificate for the given distinguished name.
Options	<p>certificate-id <i>certificate-id-name</i>—Name of the local digital certificate and the public/private key pair.</p> <p>domain-name <i>domain-name</i>—Fully qualified domain name (FQDN). The FQDN provides the identity of the certificate owner for Internet Key Exchange (IKE) negotiations and provides an alternative to the subject name.</p> <p>email <i>email-address</i>—E-mail address of the certificate holder.</p> <p>ip-address <i>ip-address</i>—IP address of the router.</p> <p>subject <i>subject-distinguished-name</i>—Distinguished name format that contains the common name, department, company name, state, and country:</p> <ul style="list-style-type: none"> • CN—Common name • OU—Organizational unit name • O—Organization name • ST—State • C—Country
Required Privilege Level	maintenance security
Related Documentation	<ul style="list-style-type: none"> • show security pki local-certificate on page 1841
Output Fields	When you enter this command, you are provided feedback on the status of your request.

Sample Output

```
user@host> request security pki local-certificate generate-self-signed certificate-id self-cert
subject cn=abc domain-name juniper.net email mholmes@juniper.net
Self-signed certificate generated and loaded successfully
```

request security pki local-certificate load

Syntax	<code>request security pki local-certificate load certificate-id <i>certificate-id-name</i> filename <i>path</i></code>
Release Information	Command introduced in Junos OS Release 7.5.
Description	Manually load a local digital certificate from a specified location.
Options	<p>certificate-id <i>certificate-id-name</i>—Name of the public/private key pair mapped to the local digital certificate.</p> <p>filename <i>path/filename</i>—Directory location and filename of the local digital certificate provided by the CA.</p>
Required Privilege Level	maintenance
List of Sample Output	request security pki local-certificate load on page 1813
Output Fields	When you enter this command, you are provided feedback on the status of your request.

Sample Output

request security pki local-certificate load	user@host> request security pki local-certificate load filename /tmp/router2-cert certificate-id local-entrust2 Local certificate local-entrust2 loaded successfully
--	---

request security pki local-certificate verify

Syntax	<code>request security pki local-certificate verify certificate-id <i>certificate-id-name</i></code>
Release Information	Command introduced in Junos OS Release 8.5.
Description	Verify the validity of the local digital certificate identifier.
Options	<code>certificate-id <i>certificate-id-name</i></code> —Display the specified certificate identifier name.
Required Privilege Level	maintenance
Related Documentation	<ul style="list-style-type: none">• show security pki local-certificate on page 1841
Output Fields	When you enter this command, you are provided feedback on the status of your request.

Sample Output

You receive the following response before the certificate revocation list (CRL) is downloaded:

```
request security pki local-certificate verify certificate-id bme1 (not downloaded)
user@host> request security pki local-certificate verify certificate-id bme1
```

```
Local certificate bme1: CRL verification in progress. Please check the PKId debug
logs for completion status
```

You receive the following response after the certificate revocation list (CRL) is downloaded

```
request security pki local-certificate verify certificate bme1 (downloaded)
user@host> request security pki local-certificate verify certificate-id bme1
Local certificate bme1 verification success
```

request ipsec switch

Syntax	<code>request ipsec switch (interface <es-fpc/pic/port> security-associations <sa-name>)</code>
Release Information	Command introduced before Junos OS Release 7.4. Command introduced in Junos OS Release 9.0 for EX Series switches.
Description	(Encryption interface on M Series and T Series routers and EX Series switches only) Manually switch from the primary to the backup encryption services interface, or switch from the primary to the backup IP Security (IPsec) tunnel.
Options	<code>interface <es-fpc/pic/port></code> —Switch to the backup encryption interface. <code>security-associations <sa-name></code> —Switch to the backup tunnel.
Required Privilege Level	view
Related Documentation	<ul style="list-style-type: none"> • show ipsec redundancy on page 1828
List of Sample Output	request ipsec switch on page 1815
Output Fields	When you enter this command, you are provided feedback on the status of your request.

Sample Output

```
request ipsec switch  user@host> request ipsec switch security-associations sa-private
```

request services ipsec-vpn ipsec switch tunnel

Syntax	<code>request services ipsec-vpn ipsec switch tunnel local-gateway <i>address</i> remote-gateway <i>address</i></code> <code><routing-instance <i>instance-name</i>></code>
Release Information	Command introduced before Junos OS Release 7.4. routing-instance option added in Release 8.1.
Description	(Adaptive services interface only) Manually switch between primary and backup IP Security (IPsec) tunnels.
Options	local-gateway <i>address</i> —Gateway address of the local system. remote-gateway <i>address</i> —Gateway address of the remote system. routing-instance <i>instance-name</i> —(Optional) VRF instance associated with local gateway address.
Required Privilege Level	view
Related Documentation	<ul style="list-style-type: none">• show services ipsec-vpn ipsec security-associations on page 1851
List of Sample Output	request services ipsec-vpn ipsec switch tunnel on page 1816
Output Fields	When you enter this command, you are provided feedback on the status of your request.

Sample Output

<code>request services ipsec-vpn ipsec switch tunnel</code>	<code>user@host> request services ipsec-vpn ipsec switch tunnel local-gateway 10.1.1.1 remote gateway 10.100.10.1</code>
---	---

show security keychain

Syntax	show security keychain <brief detail>
Release Information	Command introduced in Junos OS Release 11.2.
Description	Display information about authentication keychains configured for the Border Gateway Protocol (BGP), the Label Distribution Protocol (LDP) routing protocols, the Bidirectional Forwarding Detection (BFD) protocol, and the Intermediate System-to-Intermediate System (IS-IS) protocol.
Options	none —Display information about authentication keychains. brief detail —(Optional) Display the specified level of output.
Required Privilege Level	view
List of Sample Output	show security keychain brief on page 1818 show security keychain detail on page 1819
Output Fields	Table 303 on page 1817 describes the output fields for the show security keychain command. Output fields are listed in the approximate order in which they appear.

Table 303: show security keychain Output Fields

Field Name	Field Description	Level of Output
keychain	The name of the keychain in operation.	All levels
Active-ID Send	Number of routing protocols packets sent with the active key.	All levels
Active-ID Receive	Number of routing protocols packets received with the active key.	All levels
Next-ID Send	Number of routing protocols packets sent with the next key.	All levels
Next-ID Receive	Number of routing protocols packets received with the next key.	All levels
Transition	Amount of time until the current key will be replaced with the next key in the keychain.	All levels
Tolerance	Configured clock-skew tolerance, in seconds, for accepting keys for a key chain.	All levels
Id	Identification number configured for the current key.	detail
Algorithm	Authentication algorithm configured for the current key.	detail

Table 303: show security keychain Output Fields (*continued*)

Field Name	Field Description	Level of Output
State	<p>State of the current key.</p> <p>The value can be:</p> <ul style="list-style-type: none"> • receive • send • send-receive <p>For the active key, the State can be send-receive, send, or receive. For keys that have a future start time, the State is inactive. Compare the State field to the Mode field.</p>	detail
Option	<p>For IS-IS only, the option determines how Junos OS encodes the message authentication code in routing protocol packets.</p> <p>The values can be:</p> <ul style="list-style-type: none"> • basic—Based on RFC 5304. • isis-enhanced—Based on RFC 5310. <p>The default value is basic. When you configure the isis-enhanced option, Junos OS sends RFC 5310-encoded routing protocol packets and accepts both RFC 5304-encoded and RFC 5310-encoded routing protocol packets that are received from other devices.</p> <p>When you configure basic (or do not include the options statement in the key configuration) Junos OS sends and receives RFC 5304-encoded routing protocols packets, and drops 5310-encoded routing protocol packets that are received from other devices.</p> <p>Because this setting is for IS-IS only, the TCP and the BFD protocol ignore the encoding option configured in the key.</p>	detail
Start-time	Time that the current key became active.	detail
Mode	<p>Mode of each key (Informational only.)</p> <p>The value can be</p> <ul style="list-style-type: none"> • receive • send • send-receive <p>The mode of the key is based on the configuration. Suppose you configure two keys, one with a start-time of today and the other with a start-time of next week. For both keys, the Mode can be send-receive, send, or receive, regardless of the configured start-time. Compare the Mode field to the State field.</p>	detail

Sample Output

```

show security keychain brief
user@host> show security keychain brief
keychain          Active-ID      Next-ID      Transition  Tolerance
                  Send  Receive   Send  Receive

```


hkr	3	3	1	1	1d 23:58	3600
-----	---	---	---	---	----------	------

```

show security keychain user@host> show security keychain detail
detail keychain
Active-ID      Next-ID      Transition  Tolerance
Send  Receive  Send  Receive
hkr      3      3      1      1      1d 23:58    3600
Id 3, Algorithm hmac-md5, State send-receive, Option basic
Start-time Wed Aug 11 16:28:00 2010, Mode send-receive
Id 1, Algorithm hmac-md5, State inactive, Option basic
Start-time Fri Aug 20 11:30:57 2010, Mode send-receive

```

request system certificate add

Syntax	<code>request system certificate add (<i>filename</i> terminal)</code>
Release Information	Command introduced before Junos OS Release 7.4. Command introduced in Junos OS Release 11.1 for the QFX Series.
Description	(Encryption interface on M Series, T Series routers and QFX Series switches only) Add a certificate provided by the Juniper Networks certificate authority (CA).
Options	<i>filename</i> —Filename (URL, local, or remote). <i>terminal</i> —Use login terminal.
Required Privilege Level	maintenance
List of Sample Output	request system certificate add on page 1820
Output Fields	When you enter this command, you are provided feedback on the status of your request.

Sample Output

<code>request system certificate add</code>	<code>user@host> request system certificate add terminal</code>
---	--

show ike security-associations

Syntax	show ike security-associations <brief detail> <peer-address>
Release Information	Command introduced before Junos OS Release 7.4.
Description	(Encryption interface on M Series and T Series routers only) Display information about Internet Key Exchange (IKE) security associations.
Options	<p>none—Display standard information about all IKE security associations.</p> <p>brief detail—(Optional) Display the specified level of output.</p> <p>peer-address—(Optional) Display IKE security associations for the specified peer address.</p>
Required Privilege Level	view
Related Documentation	<ul style="list-style-type: none"> • clear ike security-associations on page 1788
List of Sample Output	show ike security-associations on page 1824 show ike security-associations detail on page 1824
Output Fields	Table 304 on page 1821 lists the output fields for the show ike security-associations command. Output fields are listed in the approximate order in which they appear.

Table 304: show ike security-associations Output Fields

Field Name	Field Description	Level of Output
IKE peer	Remote end of the IKE negotiation.	detail
Role	Part played in the IKE session. The router triggering the IKE negotiation is the initiator, and the router accepting the first IKE exchange packets is the responder.	detail
Remote Address	Responder's address.	none specified
State	State of the IKE security association: <ul style="list-style-type: none"> • Matured—The IKE security association is established. • Not matured—The IKE security association is in the process of negotiation. 	none specified
Initiator cookie	When the IKE negotiation is triggered, a random number is sent to the remote node.	All levels

Table 304: show ike security-associations Output Fields (*continued*)

Field Name	Field Description	Level of Output
Responder cookie	<p>The remote node generates its own random number and sends it back to the initiator as a verification that the packets were received.</p> <p>Of the numerous security services available, protection against denial of service (DoS) is one of the most difficult to address. A “cookie” or anticlogging token (ACT) is aimed at protecting the computing resources from attack without spending excessive CPU resources to determine the cookie's authenticity. An exchange prior to CPU-intensive public key operations can thwart some DoS attempts (such as simple flooding with invalid IP source addresses).</p>	All levels
Exchange type	<p>Specifies the number of messages in an IKE exchange, and the payload types that are contained in each message. Each exchange type provides a particular set of security services, such as anonymity of the participants, perfect forward secrecy of the keying material, and authentication of the participants. Junos OS supports two types of exchanges:</p> <ul style="list-style-type: none"> • Main—The exchange is done with six messages. Main encrypts the payload, protecting the identity of the neighbor. • Aggressive—The exchange is done with three messages. Aggressive does not encrypt the payload, leaving the identity of the neighbor unprotected. 	All Levels
Authentication method	Type of authentication determines which payloads are exchanged and when they are exchanged. The Junos OS supports only pre-shared keys .	detail
Local	Prefix and port number of the local end.	detail
Remote	Prefix and port number of the remote end.	detail
Lifetime	Number of seconds remaining until the IKE security association expires.	detail
Algorithms	<p>Header for the IKE algorithms output.</p> <ul style="list-style-type: none"> • Authentication—Type of authentication algorithm used: md5 or sha1. • Encryption—Type of encryption algorithm used: des-cbc, 3des-cbc, or None. • Pseudo random function—Function that generates highly unpredictable random numbers: hmac-md5 or hmac-sha1. 	detail
Traffic statistics	<p>Number of bytes and packets received and transmitted on the IKE security association.</p> <ul style="list-style-type: none"> • Input bytes, Output bytes—Number of bytes received and transmitted on the IKE security association. • Input packets, Output packets—Number of packets received and transmitted on the IKE security association. 	detail

Table 304: show ike security-associations Output Fields (*continued*)

Field Name	Field Description	Level of Output
Flags	Notification to the key management process of the status of the IKE negotiation: <ul style="list-style-type: none"> • caller notification sent—Caller program notified about the completion of the IKE negotiation. • waiting for done—Negotiation is done. The library is waiting for the remote end retransmission timers to expire. • waiting for remove—Negotiation has failed. The library is waiting for the remote end retransmission timers to expire before removing this negotiation. • waiting for policy manager—Negotiation is waiting for a response from the policy manager. 	detail
IPsec security associates	Number of IPsec security associations created and deleted with this IKE security association.	detail
Phase 2 negotiations in progress	Number of phase 2 IKE negotiations in progress and status information: <ul style="list-style-type: none"> • Negotiation type—Type of phase 2 negotiation. The Junos OS currently supports quick mode. • Message ID—Unique identifier for a phase 2 negotiation. • Local identity—Identity of the local phase 2 negotiation. The format is <i>id-type-name (proto-name:port-number,[O..id-data-len] = iddata-presentation)</i> • Remote identity—Identity of the remote phase 2 negotiation. The format is <i>id-type-name (proto-name:port-number,[O..id-data-len] = iddata-presentation)</i> • Flags—Notification to the key management process of the status of the IKE negotiation: <ul style="list-style-type: none"> • caller notification sent—Caller program notified about the completion of the IKE negotiation. • waiting for done—Negotiation is done. The library is waiting for the remote end retransmission timers to expire. • waiting for remove—Negotiation has failed. The library is waiting for the remote end retransmission timers to expire before removing this negotiation. • waiting for policy manager—Negotiation is waiting for a response from the policy manager. 	detail

Sample Output

```
show ike security-associations user@host> show ike security-associations
Remote Address  State      Initiator cookie  Responder cookie  Exchange type
4.4.4.4         Matured          93870456fa000011 723a20713700003e Main

show ike security-associations detail user@host> show ike security-associations detail
IKE peer 4.4.4.4
Role: Initiator, State: Matured
Initiator cookie: cf22bd81a7000001, Responder cookie: fe83795c2800002e
Exchange type: Main, Authentication method: Pre-shared-keys
Local: 4.4.4.5:500, Remote: 4.4.4.4:500
Lifetime: Expires in 187 seconds
Algorithms:
Authentication      : md5
Encryption           : 3des-cbc
Pseudo random function: hmac-md5
Traffic statistics:
Input bytes  :          1000
Output bytes :          1280
Input packets:           5
Output packets:          9
Flags: Caller notification sent
IPsec security associations: 2 created, 0 deleted
Phase 2 negotiations in progress: 1

Negotiation type: Quick mode, Role: Initiator, Message ID: 3582889153
Local: 4.4.4.5:500, Remote: 4.4.4.4:500
Local identity: ipv4_subnet(tcp:80,[0..7]=10.1.1.0/24)
Remote identity: ipv4_subnet(tcp:100,[0..7]=10.1.2.0/24)
Flags: Caller notification sent, Waiting for done
```

show ipsec certificates

Syntax	show ipsec certificates <brief detail> <crl <i>crl-name</i> <i>serial-number</i> >
Release Information	Command introduced before Junos OS Release 7.4.
Description	(Encryption interface on M Series and T Series routers only) Display information about the IPsec certificate database.
Options	<p>none—Display standard information about all of the entries in the IPsec certificate database.</p> <p>brief detail—(Optional) Display the specified level of output.</p> <p>crl <i>crl-name</i> <i>serial-number</i>—(Optional) Display information about the entries on the certificate revocation list (CRL) or for the specified serial number. A CRL is a timestamped list identifying revoked certificates. The CRL is signed by a certificate authority (CA) or CRL issuer and made freely available in a public repository. Each revoked certificate is identified in a CRL by its certificate serial number.</p>
Required Privilege Level	view
Related Documentation	<ul style="list-style-type: none"> • clear ipsec security-associations on page 1789
List of Sample Output	show ipsec certificates detail on page 1826
Output Fields	Table 305 on page 1825 lists the output fields for the show ipsec certificates command. Output fields are listed in the approximate order in which they appear.

Table 305: show ipsec certificates Output Fields

Field Name	Field Description	Level of Output
Database	Display information about the IPsec certificate database. <ul style="list-style-type: none"> • Total entries—Number of database entries, including entries that are not trusted or that are in the process of being deleted. • Active entries—Number of database entries, excluding entries that are marked as deleted. • Locked entries—Number of statically configured database entries that cannot expire, such as CA certificates that are root or trusted. 	All levels
Subject	Distinguished name for the certificate for C, O, CN , as described in RFC 3280, <i>Internet x.509 Public Key Infrastructure Certificate and Certificate Revocation List (CRL) Profile</i> .	All levels
ID	Identification number of the database entry. ID is generated by the internal certificate database.	All levels

Table 305: show ipsec certificates Output Fields (*continued*)

Field Name	Field Description	Level of Output
References	Reference number the certificate manager has for the particular entry.	detail
Serial	Unique serial number assigned to each certificate by the CA.	All levels
Flags	State of the certificate. <ul style="list-style-type: none"> • Trusted—Passed validity checks. • Not trusted—Failed validity checks. • Root—Entry is locked and may have been learned through IKE or a locally configured CA certificate. • Non-root—Entry is not locked. • Crl-issuer—Entity issues CRLs. • Non-crl-issuer—Entity does not issue CRLs. 	detail
Validity period starts	Start time that the certificate is valid, in the format <i>yyyy mon dd, hh:mm:ss GMT</i> .	detail
Validity period ends	End time that the certificate is valid, in the format <i>yyyy mon dd, hh:mm:ss GMT</i> .	detail
Alternative name information	Auxiliary identity for the certificate: <i>dns-name</i> , <i>email-address</i> , <i>ip-address</i> , or <i>uri</i> (uniform resource identifier).	detail
Issuer	Information about the entity that has signed and issued the CRL as described in RFC 2459, <i>Internet X.509 Public Key Infrastructure Certificate and CRL Profile</i> .	detail

Sample Output

```

show ipsec certificates user@host> show ipsec certificates detail
detail Database: Total entries: 3 Active entries: 4 Locked entries: 1
Subject: C=us, O=x
ID: 5, References: 0, Serial: 22314868
Flags: Trusted Non-root Crl-issuer
Validity period starts: 2003 Mar 1st, 01:20:42 GMT
Validity period ends: 2003 Mar 31st, 01:50:42 GMT
Alternative name information:
IP address: 10.20.210.1
Issuer: C=FI, O=Company-ABC, CN=Company ABC class 2

Subject: C=us, O=x
ID: 4, References: 0, Serial: 22315496
Flags: Trusted Non-root Crl-issuer
Validity period starts: 2003 Mar 1st, 01:21:45 GMT
Validity period ends: 2003 Mar 31st, 01:51:45 GMT
Alternative name information:
IP address: 10.20.210.20
Issuer: C=FI, O=Company-ABC, CN=Company ABC class 2

Subject: C=FI, O=SSH Company-ABC, CN=Company ABC class 2
ID: 1, References: 1, Serial: 1538512
Flags: Trusted Root Non-crl-issuer
Validity period starts: 2001 Aug 1st, 07:08:32 GMT

```


Validity period ends: 2004 Aug 1st, 07:08:32 GMT
Alternative name information:
Email address: certifier-support@ssh.com
Issuer: C=FI, O=Company-ABC, CN=Company ABC class 2

show ipsec redundancy

Syntax	<code>show ipsec redundancy (interface <es-fpc/pic/port> security association <sa-name>)</code>
Release Information	Command introduced before Junos OS Release 7.4.
Description	(Encryption interface on M Series and T Series routers only) Display information about IPsec redundancy.
Options	<p>interface <es-fpc/pic/port>—Display information about all encryption interfaces, or optionally, about a particular encryption interface.</p> <p>security association <sa-name>—Display information about all remote tunnels, or optionally, about a particular remote tunnel.</p>
Required Privilege Level	view
Related Documentation	<ul style="list-style-type: none"> request ipsec switch on page 1815
List of Sample Output	show ipsec redundancy interface on page 1829 show ipsec redundancy security-associations on page 1829
Output Fields	Table 306 on page 1828 lists the output fields for the show ipsec redundancy command. Output fields are listed in the approximate order in which they appear.

Table 306: show ipsec redundancy Output Fields

Field Name	Field Description
Failure counter	Number of times a PIC switched between primary and backup interfaces, or the number of times the tunnel switched between the primary and remote peers since the software has been activated.
Primary interface '	Name of the interface configured to be the primary interface.
Backup interface	Name of the interface configured to be the backup interface.
State	State of the primary or backup interface can be Active , Offline , or Standby . Both ES PICs are initialized to Offline . For primary and remote peers, State can be Active or Standby . Both peers are in a state of Standby by default (there is not yet a connection between the two peers).
Security association	Name of the security association.
Local IP	Local IP address.
Primary remote IP	IP address of the configured primary remote peer.
Backup remote IP	IP address of the configured backup remote peer.

Sample Output

```
show ipsec redundancy interface  user@host> show ipsec redundancy interface
                                Failure counter: 0
                                Primary interface: es-1/3/0, State: Active
                                Backup interface : es-1/1/0, State: Standby

show ipsec redundancy security-associations  user@host> show ipsec redundancy security-associations sa-dynamic
security-associations            Security association: sa-dynamic, Failure counter: 0
                                Local IP: 4.4.4.4
                                Primary remote IP: 4.4.4.5, State: Standby
                                Backup remote IP : 3.3.3.3, State: Standby
```

show ipsec security-associations

Syntax	show ipsec security-associations <brief detail> <sa-name>
Release Information	Command introduced before Junos OS Release 7.4.
Description	Display information about the IPsec security associations applied to the local or transit traffic stream.
Options	<p>none—Display standard information about all IPsec security associations.</p> <p>brief detail—(Optional) Display the specified level of output.</p> <p>sa-name—(Optional) Display the specified IPsec security association.</p>
Required Privilege Level	view
List of Sample Output	show ipsec security-associations sa-name on page 1832 show ipsec security-associations sa-name detail on page 1832
Output Fields	Table 307 on page 1830 lists the output fields for the show ipsec security-associations command. Output fields are listed in the approximate order in which they appear.

Table 307: show ipsec security-associations Output Fields

Field Name	Field Description	Level of Output
Security association	Name of the security association.	All levels
Interface family	<p>Status of the interface family of the security association. If the interface family field is absent, it is a transport mode security association. The interface family can have one of three options:</p> <ul style="list-style-type: none"> • Up—The security association is referenced in the interface family and the interface family is up. • Down—The security association is referenced in the interface family and the interface family is down. • No reference—The security association is not referenced in the interface family. 	All levels
Local gateway	Gateway address of the local system.	All levels
Remote gateway	Gateway address of the remote system.	All levels
Local identity	Prefix and port number of the local end	All levels
Remote identity	Prefix and port number of the remote end.	All levels
Direction	Direction of the security association: inbound or outbound .	All levels
SPI	Value of the security parameter index.	All levels

Table 307: show ipsec security-associations Output Fields (*continued*)

Field Name	Field Description	Level of Output
AUX-SPI	Value of the auxiliary security parameter index. <ul style="list-style-type: none"> When the value is AH or ESP, AUX-SPI is always 0. When the value is AH+ESP, AUX-SPI is always a positive integer. 	All levels
State	Status of the security association: <ul style="list-style-type: none"> Installed—The security association is installed in the security association database. (For transport mode security associations, the value of State must always be Installed.) Not installed—The security association is not installed in the security association database. 	detail
Mode	Mode of the security association: <ul style="list-style-type: none"> transport—Protects single host-to-host protections. tunnel—Protects connections between security gateways. 	All levels
Type	Type of security association: <ul style="list-style-type: none"> manual—Security parameters require no negotiation. They are static, and are configured by the user. dynamic—Security parameters are negotiated by the IKE protocol. Dynamic security associations are not supported in transport mode. 	All levels
Protocol	Protocol supported: <ul style="list-style-type: none"> transport mode—Supports Encapsulation Security Protocol (ESP) or Authentication Header (AH). tunnel mode—Supports ESP or AH+ESP. 	All levels
Authentication	Type of authentication used: hmac-md5-96 , hmac-sha1-96 , or None .	detail
Encryption	Type of encryption used: des-cbc , 3des-csc , or None .	detail
Soft lifetime Hard lifetime	(dynamic output only) Each lifetime of a security association has two display options, hard and soft, one of which must be present for a dynamic security association. The hard lifetime specifies the lifetime of the SA. The soft lifetime , which is derived from the hard lifetime, informs the IPsec key management system that the SA is about to expire. This allows the key management system to negotiate a new SA before the hard lifetime expires. <ul style="list-style-type: none"> Expires in seconds seconds—Number of seconds left until the security association expires. Expires in kilobytes kilobytes—Number of kilobytes left until the security association expires. 	detail
Anti-replay service	State of the service that prevents packets from being replayed: Enabled or Disabled .	detail

Table 307: show ipsec security-associations Output Fields (*continued*)

Field Name	Field Description	Level of Output
Replay window size	Configured size, in packets, of the antireplay service window: 32 or 64 . The antireplay window size protects the receiver against replay attacks by rejecting old or duplicate packets. If the replay window size is 0 , the antireplay service is disabled.	detail

Sample Output

```

show ipsec security-associations sa-name
user@host> show ipsec security-associations sa-cosmic brief
Security association: sa-cosmic, Interface family: Up
Local gateway: 21.21.1.1, Remote gateway: 21.21.2.1
Local identity: ipv4_subnet(any:0,[0..7]=0.0.0.0/0)
Remote identity: ipv4_subnet(any:0,[0..7]=0.0.0.0/0)
Direction SPI      AUX-SPI      Mode      Type      Protocol
inbound  2908734119  0          tunnel    dynamic   AH
outbound  3494029335  0          tunnel    dynamic   AH

show ipsec security-associations sa-name detail
user@host> show ipsec security-associations sa-cosmic detail
Security association: sa-cosmic, Interface family: Up

Local gateway: 21.21.1.1, Remote gateway: 21.21.2.1
Local identity: ipv4_subnet(any:0,[0..7]=0.0.0.0/0)
Remote identity: ipv4_subnet(any:0,[0..7]=0.0.0.0/0)
Direction: inbound, SPI: 2908734119, AUX-SPI: 0, State: Installed
Mode: tunnel, Type: dynamic
Protocol: AH, Authentication: hmac-md5-96, Encryption: None
Soft lifetime: Expired
Hard lifetime: Expires in 120 seconds
Anti-replay service: Disabled

Direction: outbound, SPI: 3494029335, AUX-SPI: 0, State: Installed
Mode: tunnel, Type: dynamic
Protocol: AH, Authentication: hmac-md5-96, Encryption: None
Soft lifetime: Expired
Hard lifetime: Expires in 120 seconds
Anti-replay service: Disabled

```

show security pki ca-certificate

Syntax	show security pki ca-certificate <brief detail> <ca-profile <i>ca-profile-name</i> >
Release Information	Command introduced in Junos OS Release 7.5.
Description	Display information about certificate authority (CA) digital certificates installed in the router.
Options	<p>none—(Same as brief) Display information about all CA digital certificates.</p> <p>brief detail—(Optional) Display the specified level of output.</p> <p>ca-profile <i>ca-profile-name</i>—(Optional) Display information about only the specified CA profile.</p>
Required Privilege Level	view
List of Sample Output	show security pki ca-certificate on page 1834 show security pki ca-certificate detail on page 1835
Output Fields	Table 308 on page 1833 lists the output fields for the show security pki ca-certificate command. Output fields are listed in the approximate order in which they appear.

Table 308: show security pki ca-certificate Output Fields

Field Name	Field Description	Level of Output
Certificate identifier	Name of the digital certificate.	All levels
Certificate version	Revision number of the digital certificate.	detail
Serial number	Unique serial number of the digital certificate.	detail
Issued by	Authority that issued the digital certificate.	none brief
Issued to	Device that was issued the digital certificate.	none brief
Issuer	<p>Authority that issued the digital certificate, including details of the authority organized using the distinguished name format. Possible subfields are:</p> <ul style="list-style-type: none"> • Common name—Name of the authority. • Organization—Organization of origin. • Organizational unit—Department within an organization. • State—State of origin. • Country—Country of origin. 	detail

Table 308: show security pki ca-certificate Output Fields (*continued*)

Field Name	Field Description	Level of Output
Subject	Details of the digital certificate holder organized using the distinguished name format. Possible subfields are: <ul style="list-style-type: none"> • Common name—Name of the requestor. • Organization—Organization of origin. • Organizational unit—Department within an organization. • State—State of origin. • Country—Country of origin. 	detail
Validity	Time period when the digital certificate is valid. Values are: <ul style="list-style-type: none"> • Not before—Start time when the digital certificate becomes valid. • Not after—End time when the digital certificate becomes invalid. 	All levels
Public key algorithm	Encryption algorithm used with the private key, such as rsaEncryption(1024 bits) .	All levels
Signature algorithm	Encryption algorithm that the CA used to sign the digital certificate, such as sha1WithRSAEncryption .	detail
Fingerprint	Secure Hash Algorithm (SHA1) and Message Digest 5 (MD5) hashes used to identify the digital certificate.	detail
Distribution CRL	Distinguished name information and the URL for the certificate revocation list (CRL) server.	detail
Use for key	Use of the public key, such as Certificate signing , CRL signing , Digital signature , or Key encipherment .	detail

Sample Output

```

show security pki user@host> show security pki ca-certificate
ca-certificate Certificate identifier: entrust
                Issued to: juniper, Issued by: juniper
                Validity:
                  Not before: 2005 Oct 18th, 23:54:22 GMT
                  Not after: 2025 Oct 19th, 00:24:22 GMT
                Public key algorithm: rsaEncryption(1024 bits)

                Certificate identifier: entrust
                Issued to: First Officer, Issued by: juniper
                Validity:
                  Not before: 2005 Oct 18th, 23:55:59 GMT
                  Not after: 2008 Oct 19th, 00:25:59 GMT
                Public key algorithm: rsaEncryption(1024 bits)

                Certificate identifier: entrust
                Issued to: First Officer, Issued by: juniper
                Validity:
                  Not before: 2005 Oct 18th, 23:55:59 GMT

```



```

    Not after: 2008 Oct 19th, 00:25:59 GMT
    Public key algorithm: rsaEncryption(1024 bits)

show security pki ca-certificate detail user@host> show security pki ca-certificate detail
ca-certificate detail Certificate identifier: entrust
    Certificate version: 3
    Serial number: 4355 9235
    Issuer:
        Organization: juniper, Country: us
    Subject:
        Organization: juniper, Country: us
    Validity:
        Not before: 2005 Oct 18th, 23:54:22 GMT
        Not after: 2025 Oct 19th, 00:24:22 GMT
    Public key algorithm: rsaEncryption(1024 bits)
        cb:9e:2d:c0:70:f8:ea:3c:f2:b5:f0:02:48:87:dc:68:99:a3:57:4f
        0e:b9:98:0b:95:47:0d:1f:97:7c:53:17:dd:1a:f8:da:e5:08:d1:1c
        78:68:1f:2f:72:9f:a2:cf:81:e3:ce:c5:56:89:ce:f0:97:93:fa:36
        19:3e:18:7d:8c:9d:21:fe:1f:c3:87:8d:b3:5d:f3:03:66:9d:16:a7
        bf:18:3f:f0:7a:80:f0:62:50:43:83:4f:0e:d7:c6:42:48:c0:8a:b2
        c7:46:30:38:df:9b:dc:bc:b5:08:7a:f3:cd:64:db:2b:71:67:fe:d8
        04:47:08:07:de:17:23:13
    Signature algorithm: sha1WithRSAEncryption
    Fingerprint:
        00:8e:6f:58:dd:68:bf:25:0a:e3:f9:17:70:d6:61:f3:53:a7:79:10 (sha1)
        71:6f:6a:76:17:9b:d6:2a:e7:5a:72:97:82:6d:26:86 (md5)
    Distribution CRL:
        C=us, O=juniper, CN=CRL1
        http://CA-1/CRL/juniper_us_crlfile.crl
    Use for key: CRL signing, Certificate signing
Certificate identifier: entrust
    Certificate version: 3
    Serial number: 4355 925c
    Issuer:
        Organization: juniper, Country: us
    Subject:
        Organization: juniper, Country: us, Common name: First Officer
    Validity:
        Not before: 2005 Oct 18th, 23:55:59 GMT
        Not after: 2008 Oct 19th, 00:25:59 GMT
    Public key algorithm: rsaEncryption(1024 bits)
        c0:a4:21:32:95:0a:cd:ec:12:03:d1:a2:89:71:8e:ce:4e:a6:f9:2f
        1a:9a:13:8c:f6:a0:3d:c9:bd:9d:c2:a0:41:77:99:1b:1e:ed:5b:80
        34:46:f8:5b:28:34:38:2e:91:7d:4e:ad:14:86:78:67:e7:02:1d:2e
        19:11:b7:fa:0d:ba:64:20:e1:28:4e:3e:bb:6e:64:dc:cd:b1:b4:7a
        ca:8f:47:dd:40:69:c2:35:95:ce:b8:85:56:d7:0f:2d:04:4d:5d:d8
        42:e1:4f:6b:bf:38:c0:45:1e:9e:f0:b4:7f:74:6f:e9:70:fd:4a:78
        da:eb:10:27:bd:46:34:33
    Signature algorithm: sha1WithRSAEncryption
    Fingerprint:
        bc:78:87:9b:a7:91:13:20:71:db:ac:b5:56:71:42:ad:1a:b6:46:17 (sha1)
        23:79:40:c9:6d:a6:f0:ca:e0:13:30:d4:29:6f:86:79 (md5)
    Distribution CRL:
        C=us, O=juniper, CN=CRL1
        http://CA-1/CRL/juniper_us_crlfile.crl
    Use for key: Key encipherment
Certificate identifier: entrust
    Certificate version: 3
    Serial number: 4355 925b
    Issuer:
        Organization: juniper, Country: us

```

Subject:
Organization: juniper, Country: us, Common name: First Officer
Validity:
Not before: 2005 Oct 18th, 23:55:59 GMT
Not after: 2008 Oct 19th, 00:25:59 GMT
Public key algorithm: rsaEncryption(1024 bits)
ea:75:c4:f3:58:08:ea:65:5c:7e:b3:de:63:0a:cf:cf:ec:9a:82:e2
d7:e8:b9:2f:bd:4b:cd:86:2f:f1:dd:d8:a2:95:af:ab:51:a5:49:4e
00:10:c6:25:ff:b5:49:6a:99:64:74:69:e5:8c:23:5b:b4:70:62:8e
e4:f9:a2:28:d4:54:e2:0b:1f:50:a2:92:cf:6c:8f:ae:10:d4:69:3c
90:e2:1f:04:ea:ac:05:9b:3a:93:74:d0:59:24:e9:d2:9d:c2:ef:22
b9:32:c7:2c:29:4f:91:cb:5a:26:fe:1d:c0:36:dc:f4:9c:8b:f5:26
af:44:bf:53:aa:d4:5f:67
Signature algorithm: sha1WithRSAEncryption
Fingerprint:
46:71:15:34:f0:a6:41:76:65:81:33:4f:68:47:c4:df:78:b8:e3:3f (sha1)
ee:cc:c7:f4:5d:ac:65:33:0a:55:db:59:72:2c:dd:16 (md5)
Distribution CRL:
C=us, O=juniper, CN=CRL1
http://CA-1/CRL/juniper_us_crlfile.crl
Use for key: Digital signature

show security pki certificate-request

Syntax	show security pki certificate-request <brief detail> <certificate-id <i>certificate-id-name</i> >
Release Information	Command introduced in Junos OS Release 7.5.
Description	Display information about manually generated local digital certificate requests that are stored in the router.
Options	<p>none—(same as brief) Display information about all local digital certificate requests.</p> <p>brief detail—(Optional) Display the specified level of output.</p> <p>certificate-id <i>certificate-id-name</i>—(Optional) Display information about only the specified local digital certificate request</p>
Required Privilege Level	view
Related Documentation	<ul style="list-style-type: none"> clear security pki certificate-request on page 1792
List of Sample Output	show security pki certificate-request on page 1838 show security pki certificate-request detail on page 1838
Output Fields	Table 309 on page 1837 lists the output fields for the show security pki certificate-request command. Output fields are listed in the approximate order in which they appear.

Table 309: show security pki certificate-request Output Fields

Field Name	Field Description	Level of Output
Certificate identifier	Name of the digital certificate.	All levels
Certificate version	Revision number of the digital certificate.	detail
Issued to	Device that was issued the digital certificate.	none brief
Subject	<p>Details of the digital certificate holder organized using the distinguished name format. Possible subfields are:</p> <ul style="list-style-type: none"> Common name—Name of the authority. Organization—Organization of origin. Organizational unit—Department within an organization. State—State of origin. Country—Country of origin. 	detail
Alternate subject	Domain name or IP address of the device related to the digital certificate.	detail

Table 309: show security pki certificate-request Output Fields (*continued*)

Field Name	Field Description	Level of Output
Validity	Time period when the digital certificate is valid. Values are: <ul style="list-style-type: none"> • Not before—Time when the digital certificate becomes valid. • Not after—End time when the digital certificate becomes invalid. 	All levels
Public key algorithm	Encryption algorithm used with the private key, such as rsaEncryption(1024 bits) .	All levels
Public key verification status	Public key verification status: Failed or Passed . The detail output also provides the verification hash.	All levels
Fingerprint	Secure Hash Algorithm (SHA1) and Message Digest 5 (MD5) hashes used to identify the digital certificate.	detail
Use for key	Use of the public key, such as Certificate signing , CRL signing , Digital signature , or Key encipherment .	detail

Sample Output

```

show security pki certificate-request user@host> show security pki certificate-request
Certificate identifier: local-microsoft-2
Issued to: router2.juniper.net
Public key algorithm: rsaEncryption(1024 bits)
Public key verification status: Passed

show security pki certificate-request detail user@host> show security pki certificate-request detail
Certificate identifier: local-entrust3
Certificate version: 3
Subject:
Common name: router3.juniper.net
Alternate subject: router3.juniper.net
Public key algorithm: rsaEncryption(1024 bits)
Public key verification status: Passed
fb:79:df:d4:a9:03:0f:d3:69:7e:c1:e4:27:35:9c:d9:b1:a2:47:78
d2:6d:f3:e5:f4:68:4f:b3:04:45:88:57:99:82:39:a6:51:9e:5f:42
23:3f:d7:6e:3d:a5:54:a9:b1:2d:6e:90:dd:12:8a:bf:ef:2b:20:50
ba:f0:da:d9:0c:ad:5e:d6:c6:98:3a:ae:3f:90:dd:94:78:c1:ea:2e
7c:f0:2d:d4:79:d4:cd:f0:52:df:5e:72:f2:e7:ae:66:f7:61:f4:bc
72:57:3e:6c:6d:d3:24:58:8b:f4:ef:da:2a:6a:fa:eb:98:f8:34:84
79:54:da:4f:d3:6f:52:1f
Fingerprint:
7c:e8:f9:45:93:8d:a3:92:7f:18:29:02:f1:c8:e2:85:3d:ad:df:1f (sha1)
00:4e:df:a0:6b:ad:8c:50:da:7c:a1:cf:5d:37:b0:ea (md5)
Use for key: Digital signature

```

show security pki crt

Syntax	show security pki crt <brief detail> <ca-profile <i>ca-profile-name</i> >
Release Information	Command introduced in Junos OS Release 8.1.
Description	Display information about the certificate revocation lists (CRLs) that are stored in the router.
Options	<p>none—(same as brief) Display information about all CRLs.</p> <p>brief detail—(Optional) Display the specified level of output.</p> <p>ca-profile <i>ca-profile-name</i>—(Optional) Display CRL information about only the specified CA profile.</p>
Required Privilege Level	view
Related Documentation	<ul style="list-style-type: none"> • clear security pki crt on page 1793
List of Sample Output	show security pki crt on page 1840 show security pki crt detail on page 1840
Output Fields	Table 310 on page 1839 shows the output fields for the show security pki crt command. Output fields are listed in the approximate order in which they appear.

Table 310: show security pki crt Output Fields

Field Name	Field Description	Level of Output
CA profile	Name of the configured CA profile.	All levels
CRL version	Revision number of the certificate revocation list.	All levels
CRL number	Number of the certificate revocation list	All levels
CRL Issuer	Device that was issued the certificate revocation list.	All levels
Issuer	Details of the digital certificate holder organized using the distinguished name format. Possible subfields are: <ul style="list-style-type: none"> • Common name—Name of the authority. • Organization—Organization of origin. • Organizational unit—Department within an organization. • State—State of origin. • Country—Country of origin. 	detail
Effective date	Date and time the certificate revocation list becomes valid.	All levels

Table 310: show security pki crl Output Fields (*continued*)

Field Name	Field Description	Level of Output
Next update	Date and time the router will download the latest version of the certificate revocation list.	All levels
Revocation List	<p>List of digital certificates that have been revoked before their expiration date. Values are:</p> <ul style="list-style-type: none"> • Serial number—Unique serial number of the digital certificate • Revocation date—Date and time that the digital certificate was revoked. 	detail

Sample Output

```

show security pki crl CA profile entrust
                      CRL version: V2
                      CRL number: 24
                      CRL issuer: C=CA, O=juniper
                      Effective date: 2006 May 31st, 05:35:25 GMT
                      Next update: 2006 Jun 1st, 06:35:25 GMT

show security pki crl CA profile: entrust
detail              CRL version: V2
                   CRL number: 24
                   Issuer:
                   Organization: juniper, Country: ca
                   Validity:
                   Effective date: 2006 May 31st, 05:35:25 GMT
                   Next update: 2006 Jun 1st, 06:35:25 GMT
                   Revocation List:
                   Serial number      Revocation date
                   4451aca3 2006      May 25th, 09:13:38 GMT
                   4451aca4 2006      May 25th, 10:11:33 GMT
                   4451acb4 2006      May 29th, 11:28:54 GMT
                   4451aceb 2006      May 29th, 11:29:01 GMT
                   4451acfe 2006      May 29th, 11:29:17 GMT
                   4451acff 2006      May 31st, 05:29:55 GMT

```

show security pki local-certificate

Syntax	show security pki local-certificate <brief detail> <certificate-id <i>certificate-id-name</i> > <system-generated>
Release Information	Command introduced in Junos OS Release 7.5.
Description	Display information about the local digital certificates and the corresponding public keys installed in the router.
Options	<p>none—(same as brief) Display information about all local digital certificates and corresponding public keys.</p> <p>brief detail—(Optional) Display the specified level of output.</p> <p>certificate-id <i>certificate-id-name</i>—(Optional) Display information about only the specified the local digital certificate and corresponding public keys.</p> <p>system-generated—(Optional) Auto-generated self-signed certificate.</p>
Required Privilege Level	view
Related Documentation	<ul style="list-style-type: none"> • clear security pki local-certificate on page 1795
List of Sample Output	show security pki local-certificate on page 1842 show security pki local-certificate detail on page 1843
Output Fields	Table 311 on page 1841 lists the output fields for the show security pki local-certificate command. Output fields are listed in the approximate order in which they appear.

Table 311: show security pki local-certificate Output Fields

Field Name	Field Description	Level of Output
Certificate identifier	Name of the digital certificate.	All levels
Certificate version	Revision number of the digital certificate.	detail
Serial number	Unique serial number of the digital certificate.	detail
Issued by	Authority that issued the digital certificate.	none brief
Issued to	Device that was issued the digital certificate.	none brief

Table 311: show security pki local-certificate Output Fields (*continued*)

Field Name	Field Description	Level of Output
Issuer	Authority that issued the digital certificate, including details of the authority organized using the distinguished name format. Possible subfields are: <ul style="list-style-type: none"> • Common name—Name of the authority. • Organization—Organization of origin. • Organizational unit—Department within an organization. • State—State of origin. • Country—Country of origin. 	detail
Subject	Details of the digital certificate holder organized using the distinguished name format. Possible subfields are: <ul style="list-style-type: none"> • Common name—Name of the authority. • Organization—Organization of origin. • Organizational unit—Department within an organization. • State—State of origin. • Country—Country of origin. 	detail
Alternate subject	Domain name or IP address of the device related to the digital certificate.	detail
Validity	Time period when the digital certificate is valid. Values are: <ul style="list-style-type: none"> • Not before—Start time when the digital certificate becomes valid. • Not after—End time when the digital certificate becomes invalid. 	All levels
Public key algorithm	Encryption algorithm used with the private key, such as rsaEncryption (1024 bits) .	All levels
Public key verification status	Public key verification status: Failed or Passed . The detail output also provides the verification hash.	All levels
Signature algorithm	Encryption algorithm that the CA used to sign the digital certificate, such as sha1WithRSAEncryption .	detail
Fingerprint	Secure Hash Algorithm (SHA1) and Message Digest 5 (MD5) hashes used to identify the digital certificate.	detail
Distribution CRL	Distinguished name information and URL for the certificate revocation list (CRL) server.	detail
Use for key	Use of the public key, such as Certificate signing , CRL signing , Digital signature , or Key encipherment .	detail

Sample Output

```

show security pki local-certificate user@host> show security pki local-certificate
local-certificate Certificate identifier: local-entrust2
Issued to: router2.juniper.net, Issued by: juniper
Validity:

```



```

    Not before: 2005 Nov 21st, 23:28:22 GMT
    Not after: 2008 Nov 21st, 23:58:22 GMT
    Public key algorithm: rsaEncryption(1024 bits)
    Public key verification status: Passed

```

```

show security pki local-certificate detail
user@host> show security pki local-certificate detail
local-certificate detail
Certificate identifier: local-entrust3
Certificate version: 3
Serial number: 4355 94f9
Issuer:
  Organization: juniper, Country: us
Subject:
  Organization: juniper, Country: us, Common name: router3.juniper.net
Alternate subject: router3.juniper.net
Validity:
  Not before: 2005 Nov 21st, 23:33:58 GMT
  Not after: 2008 Nov 22nd, 00:03:58 GMT
Public key algorithm: rsaEncryption(1024 bits)
Public key verification status: Passed
  fb:79:df:d4:a9:03:0f:d3:69:7e:c1:e4:27:35:9c:d9:b1:a2:47:78
  d2:6d:f3:e5:f4:68:4f:b3:04:45:88:57:99:82:39:a6:51:9e:5f:42
  23:3f:d7:6e:3d:a5:54:a9:b1:2d:6e:90:dd:12:8a:bf:ef:2b:20:50
  ba:f0:da:d9:0c:ad:5e:d6:c6:98:3a:ae:3f:90:dd:94:78:c1:ea:2e
  7c:f0:2d:d4:79:d4:cd:f0:52:df:5e:72:f2:e7:ae:66:f7:61:f4:bc
  72:57:3e:6c:6d:d3:24:58:8b:f4:ef:da:2a:6a:fa:eb:98:f8:34:84
  79:54:da:4f:d3:6f:52:1f
Signature algorithm: sha1WithRSAEncryption
Fingerprint:
  61:3a:d0:b4:7a:16:9b:39:ba:81:3f:9d:ab:34:e5:c8:be:3b:a1:6d (sha1)
  60:a0:ff:58:05:4a:65:73:9d:74:3a:e1:83:6f:1b:c8 (md5)
Distribution CRL:
  C=us, O=juniper, CN=CRL1
  http://CA-1/CRL/juniper_us_crlfile.crl
Use for key: Digital signature

```

show services ipsec-vpn certificates

Syntax	show services ipsec-vpn certificates <brief detail> <service-set <i>service-set</i> >
Release Information	Command introduced in Junos OS Release 7.5.
Description	(Adaptive services interfaces only) Display local and remote certificates installed in the IPsec configuration memory cache that are used for the IKE negotiation.
Options	<p>none—(same as brief) Display information about local and remote certificates associated with all service sets.</p> <p>brief detail—(Optional) Display the specified level of output.</p> <p>service-set <i>service-set</i>—(Optional) Display information about local and remote certificates associated with only the specified service set.</p>
Required Privilege Level	view
List of Sample Output	show security ipsec-vpn certificates on page 1845 show security ipsec-vpn certificates detail on page 1845
Output Fields	Table 312 on page 1844 lists the output fields for the show services ipsec-vpn certificates command. Output fields are listed in the approximate order in which they appear.

Table 312: show services ipsec-vpn certificates Output Fields

Field Name	Field Description	Level of Output
Service set	Name of the IPsec service set.	All levels
Total entries	Number of certificate cache entries.	All levels
Certificate cache entry	Identification number of the certificate cache entry.	All levels
Flags	Information about the digital certificate, including whether the certificate is a root certificate and trusted.	none brief
Issued to	Device that was issued the digital certificate.	none brief
Issued by	Authority that issued the digital certificate.	none brief
Certificate version	Revision number of the digital certificate.	detail
Serial number	Unique serial number of the digital certificate.	detail
Alternate subject	Domain name or IP address of the device related to the digital certificate.	All levels

Table 312: show services ipsec-vpn certificates Output Fields (*continued*)

Field Name	Field Description	Level of Output
Validity	Time period when the digital certificate is valid. Values are: <ul style="list-style-type: none"> • Not before—Start time when the digital certificate becomes valid. • Not after—End time when the digital certificate becomes invalid. 	none brief
Public key algorithm	Specifies the encryption algorithm used with the private key, such as rsaEncryption (1024 bits) .	detail
Signature algorithm	Encryption algorithm that the CA used to sign the digital certificate, such as sha1WithRSAEncryption .	detail
Fingerprint	Secure Hash Algorithm (SHA1) and Message Digest 5 (MD5) hashes used to identify the digital certificate.	detail
Distribution CRL	Distinguished name information and the URL for the certificate revocation list (CRL) server.	detail
Use for key	Use of the public key, such as Certificate signing , CRL signing , Digital signature , or Key encipherment .	detail

Sample Output

```

show security ipsec-vpn certificates user@host> show services ipsec-vpn certificates
Service set: serviceset-dynamic-BiEspsha3des, Total entries: 3
Certificate cache entry: 3
  Flags: Non-root Trusted
  Issued to: router3.juniper.net, Issued by: juniper
  Alternate subject: router3.juniper.net
  Validity:
    Not before: 2005 Nov 21st, 23:33:58 GMT
    Not after: 2008 Nov 22nd, 00:03:58 GMT

Certificate cache entry: 2
  Flags: Non-root Trusted
  Issued to: router2.juniper.net, Issued by: juniper
  Alternate subject: router2.juniper.net
  Validity:
    Not before: 2005 Nov 21st, 23:28:22 GMT
    Not after: 2008 Nov 21st, 23:58:22 GMT

Certificate cache entry: 1
  Flags: Root Trusted
  Issued to: juniper, Issued by: juniper
  Validity:
    Not before: 2005 Oct 18th, 23:54:22 GMT
    Not after: 2025 Oct 19th, 00:24:22 GMT

show security ipsec-vpn certificates detail user@host> show services ipsec-vpn certificates detail
Service set: serviceset-dynamic-BiEspsha3des, Total entries: 3
Certificate cache entry: 3
  Certificate version: 3
  Serial number: 4355 94f9
  Alternate subject: router3.juniper.net

```

Public key algorithm: rsaEncryption
Signature algorithm: sha1WithRSAEncryption
Fingerprint:
61:3a:d0:b4:7a:16:9b:39:ba:81:3f:9d:ab:34:e5:c8:be:3b:a1:6d (sha1)
60:a0:ff:58:05:4a:65:73:9d:74:3a:e1:83:6f:1b:c8 (md5)
Distribution CRL:
C=us, O=juniper, CN=CRL1
http://CA-1/CRL/juniper_us_crlfile.crl
Use for key: Digital signature

Certificate cache entry: 2
Certificate version: 3
Serial number: 4355 94f8
Alternate subject: router2.juniper.net
Public key algorithm: rsaEncryption
Signature algorithm: sha1WithRSAEncryption
Fingerprint:
30:c3:a4:04:da:33:9d:60:23:5a:48:75:48:2c:f0:c6:96:6c:31:fa (sha1)
9a:a2:ce:ef:7e:10:80:a0:c8:4d:2f:e7:e1:d3:69:9d (md5)
Distribution CRL:
C=us, O=juniper, CN=CRL1
http://CA-1/CRL/juniper_us_crlfile.crl
Use for key: Digital signature

Certificate cache entry: 1
Certificate version: 3
Flags: Root
Serial number: 4355 9235
Public key algorithm: rsaEncryption
Signature algorithm: sha1WithRSAEncryption
Fingerprint:
00:8e:6f:58:dd:68:bf:25:0a:e3:f9:17:70:d6:61:f3:53:a7:79:10 (sha1)
71:6f:6a:76:17:9b:d6:2a:e7:5a:72:97:82:6d:26:86 (md5)
Distribution CRL:
C=us, O=juniper, CN=CRL1
http://CA-1/CRL/juniper_us_crlfile.crl
Use for key: CRL signing, Certificate signing

show services ipsec-vpn ike security-associations

Syntax	show services ipsec-vpn ike security-associations <brief detail> <peer-address>
Release Information	Command introduced before Junos OS Release 7.4. Statistics for Internet Key Exchange (IKE) security associations for each services PIC introduced in Junos OS Release 12.1.
Description	(Adaptive services interface only) Display information for Internet Key Exchange (IKE) security associations. If no security association is specified, the information for all security associations is displayed.
Options	none —(same as brief) Display standard information for all IPsec security associations. brief detail —(Optional) Display the specified level of output. peer-address —(Optional) Display information about a particular security association address.
Required Privilege Level	view
List of Sample Output	show services ipsec-vpn ike security-associations on page 1849 show services ipsec-vpn ike security-associations detail on page 1850
Output Fields	Table 313 on page 1847 lists the output fields for the show services ipsec-vpn ike security-associations command. Output fields are listed in the approximate order in which they appear.

Table 313: show services ipsec-vpn ike security-associations Output Fields

Field Name	Field Description	Level of Output
IKE peer	Remote end of the IKE negotiation.	detail
Role	Part played in the IKE session. The router triggering the IKE negotiation is the initiator, and the router accepting the first IKE exchange packets is the responder.	detail
Remote Address	Responder's address.	none specified
State	State of the IKE security association: <ul style="list-style-type: none"> • Matured—IKE security association is established. • Not matured—The IKE security association is in the process of negotiation. 	none specified
Initiator cookie	When the IKE negotiation is triggered, a random number is sent to the remote node.	All levels

Table 313: show services ipsec-vpn ike security-associations Output Fields (*continued*)

Field Name	Field Description	Level of Output
Responder cookie	<p>The remote node generates its own random number and sends it back to the initiator as a verification that the packets were received.</p> <p>Of the numerous security services available, protection against denial of service (DoS) is one of the most difficult to address. A “cookie” or anticlogging token (ACT) is aimed at protecting the computing resources from attack without spending excessive CPU resources to determine the cookie's authenticity. An exchange prior to CPU-intensive public key operations can thwart some DoS attempts (such as simple flooding with invalid IP source addresses).</p>	All levels
Exchange type	<p>Specifies the number of messages in an IKE exchange, and the payload types that are contained in each message. Each exchange type provides a particular set of security services, such as anonymity of the participants, perfect forward secrecy of the keying material, and authentication of the participants. Junos OS supports two types of exchanges:</p> <ul style="list-style-type: none"> • Main—The exchange is done with six messages. Main encrypts the payload, protecting the identity of the neighbor. • Aggressive—The exchange is done with three messages. Aggressive does not encrypt the payload, leaving the identity of the neighbor unprotected. • IKEv2—The exchange is negotiated using IKE version 2. 	All levels
PIC	The services PIC for which the IKE security associations are displayed.	All levels
Authentication method	Type of authentication determines which payloads are exchanged and when they are exchanged. The Junos OS supports only pre-shared keys .	detail
Local	Prefix and port number of the local end.	detail
Remote	Prefix and port number of the remote end.	detail
Lifetime	Number of seconds remaining until the IKE security association expires.	detail
Algorithms	<p>Header for the IKE algorithms output.</p> <ul style="list-style-type: none"> • Authentication—(detail output only) Type of authentication algorithm used: md5 or sha1 • Encryption—(detail output only) Type of encryption algorithm used: des-cbc, 3des-cbc, or None. • Pseudo random function—Function that generates highly unpredictable random numbers: hmac-md5 or hmac-sha1. 	detail
Traffic statistics	<p>Number of bytes and packets received and transmitted on the IKE security association.</p> <ul style="list-style-type: none"> • Input bytes, Output bytes—Number of bytes received and transmitted on the IKE security association. • Input packets, Output packets—Number of packets received and transmitted on the IKE security association. 	detail

Table 313: show services ipsec-vpn ike security-associations Output Fields (*continued*)

Field Name	Field Description	Level of Output
Flags	Notification to the key management process of the status of the IKE negotiation: <ul style="list-style-type: none"> caller notification sent—Caller program notified about the completion of the IKE negotiation. waiting for done—Negotiation is done. The library is waiting for the remote end retransmission timers to expire. waiting for remove—Negotiation has failed. The library is waiting for the remote end retransmission timers to expire before removing this negotiation. waiting for policy manager—Negotiation is waiting for a response from the policy manager. 	detail
IPsec security associates	Number of IPsec security associations created and deleted with this IKE security association.	detail
Phase 2 negotiations in progress	Number of phase 2 negotiations in progress and status information: <ul style="list-style-type: none"> Negotiation type—Type of phase 2 negotiation. The Junos OS currently supports quick mode. Message ID—Unique identifier for a phase 2 negotiation. Local identity—Identity of the local phase 2 negotiation. The format is <i>id-type-name (proto-name:port-number,[0..id-data-len] = iddata-presentation)</i>. Remote identity—Identity of the remote phase 2 negotiation. The format is <i>id-type-name (proto-name:port-number,[0..id-data-len] = iddata-presentation)</i>. Flags—Notification to the key management process of the status of the IKE negotiation: <ul style="list-style-type: none"> caller notification sent—Caller program notified about the completion of the IKE negotiation. waiting for done—Negotiation is done. The library is waiting for the remote end retransmission timers to expire. waiting for remove—Negotiation has failed. The library is waiting for the remote end retransmission timers to expire before removing this negotiation. waiting for policy manager—Negotiation is waiting for a response from the policy manager. 	detail

Sample Output

```

show services ipsec-vpn ike security-associations
user@host> show services ipsec-vpn ike security-associations
Remote Address  State      Initiator cookie  Responder cookie  Exchange type
6.6.6.1         Matured    062d291d21275fc7  82ef00e3d1f1c981  Main
6.6.6.2         Matured    cd6d581d7bb1664d  88a707779f3ad8d1  Main
6.6.6.3         Matured    86621051e3e78360  6bc5cc83fd67baa4  IKEv2
PIC: sp-0/3/0
6.6.6.7         Matured    565e2813075e6fdb  67886757a74edcd6  IKEv2

```

```

show services ipsec-vpn ike security-associations detail
user@host> show services ipsec-vpn ike security-associations detail
IKE peer 3.1.0.2
  Role: Responder, State: Matured
  Initiator cookie: d91c9f20f78e1d4e, Responder cookie: 727a04ed8d5021a1
  Exchange type: IKEv2, Authentication method: Pre-shared-keys
  Local: 4.1.0.2:500, Remote: 3.1.0.2:500
  Lifetime: Expires in 1357 seconds
  Algorithms:
    Authentication      : sha1
    Encryption          : 3des-cbc
    Pseudo random function: hmac-sha1
  Traffic statistics:
    Input bytes  : 22244
    Output bytes : 22236
    Input packets: 263
    Output packets: 263
  Flags: Caller notification sent
  IPsec security associations: 0 created, 0 deleted
  Phase 2 negotiations in progress: 0

IKE peer 4.4.4.4
  Role: Initiator, State: Matured
  Initiator cookie: cf22bd81a7000001, Responder cookie: fe83795c2800002e
  Exchange type: Main, Authentication method: Pre-shared-keys
  Local: 4.4.4.5:500, Remote: 4.4.4.4:500
  Lifetime: Expires in 187 seconds
  Algorithms:
    Authentication      : md5
    Encryption          : 3des-cbc
    Pseudo random function: hmac-md5
  Traffic statistics:
    Input bytes  : 1000
    Output bytes : 1280
    Input packets: 5
    Output packets: 9
  Flags: Caller notification sent
  IPsec security associations: 2 created, 0 deleted
  Phase 2 negotiations in progress: 1

Negotiation type: Quick mode, Role: Initiator, Message ID: 3582889153
  Local: 4.4.4.5:500, Remote: 4.4.4.4:500
  Local identity: ipv4_subnet(tcp:80,[0..7]=10.1.1.0/24)
  Remote identity: ipv4_subnet(tcp:100,[0..7]=10.1.2.0/24)
  Flags: Caller notification sent, Waiting for done

```


show services ipsec-vpn ipsec security-associations

Syntax	show services ipsec-vpn ipsec security-associations <brief detail extensive> <service-set <i>service-set-name</i> >
Release Information	Command introduced before Junos OS Release 7.4.
Description	(Adaptive services interface only) Display IPsec security associations for the specified service set. If no service set is specified, the security associations for all service sets are displayed.
Options	<p>none—Display standard information about IPsec security associations for all service sets.</p> <p>brief detail extensive—(Optional) Display the specified level of output.</p> <p>service-set <i>service-set-name</i>—(Optional) Display information about a particular service set.</p>
Required Privilege Level	view
List of Sample Output	show services ipsec-vpn ipsec security associations extensive on page 1853
Output Fields	Table 314 on page 1851 lists the output fields for the show services ipsec-vpn ipsec security-associations command. Output fields are listed in the approximate order in which they appear.

Table 314: show services ipsec-vpn ipsec security-associations Output Fields

Field Name	Field Description	Level of Output
Service set	Name of the service set for which the IPsec security associations are defined. If appropriate, includes the outside service interface VRF name.	All levels
Rule	Name of the rule set applied to the security association.	detail extensive
Term	Name of the IPsec term applied to the security association.	detail extensive
Tunnel index	Numeric identifier of the specific IPsec tunnel for the security association.	detail extensive
Local gateway	Gateway address of the local system.	All levels
Remote gateway	Gateway address of the remote system.	All levels
IPsec inside interface	Name of the logical interface hosting the IPsec tunnels.	All levels
Local identity	Prefix and port number of the local end	All levels
Remote identity	Prefix and port number of the remote end.	All levels

Table 314: show services ipsec-vpn ipsec security-associations Output Fields (*continued*)

Field Name	Field Description	Level of Output
Primary remote gateway	IP address of the configured primary remote peer.	All levels
Backup remote gateway	IP address of the configured backup remote peer.	All levels
State	State of the primary or backup interface: Active , Offline , or Standby . Both ES PICs are initialized to Offline . For primary and backup peers, State can be Active or Standby . If both peers are in a state of Standby , no connection exists yet between the two peers.	All levels
Failover counter	Number of times a PIC switched between primary and backup interfaces, or the number of times the tunnel switched between the primary and remote peers since the software has been activated.	All levels
Direction	Direction of the security association: inbound or outbound .	All levels
SPI	Value of the security parameter index.	All levels
AUX-SPI	Value of the auxiliary security parameter index. <ul style="list-style-type: none"> When the value of Protocol is AH or ESP, AUX-SPI is always 0. When the value of Protocol is AH+ESP, AUX-SPI is always a positive integer. 	All levels
Mode	Mode of the security association: <ul style="list-style-type: none"> transport—Protects single host-to-host protections. tunnel—Protects connections between security gateways. 	detail extensive
Type	Type of security association: <ul style="list-style-type: none"> manual—Security parameters require no negotiation. They are static, and are configured by the user. dynamic—Security parameters are negotiated by the IKE protocol. Dynamic security associations are not supported in transport mode. 	detail extensive
State	Status of the security association: <ul style="list-style-type: none"> Installed—The security association is installed in the security association database. (For transport mode security associations, the value of State must always be Installed) Not installed—The security association is not installed in the security association database. 	detail extensive
Protocol	Protocol supported: <ul style="list-style-type: none"> transport mode supports Encapsulation Security Protocol (ESP) or Authentication Header (AH). tunnel mode supports ESP or AH+ESP. 	All levels
Authentication	Type of authentication used: hmac-md5-96 , hmac-sha1-96 , or none .	detail extensive

Table 314: show services ipsec-vpn ipsec security-associations Output Fields (*continued*)

Field Name	Field Description	Level of Output
Encryption	Type of encryption algorithm used: can be aes-cbc (128 bits) , aes-cbc (192 bits) , aes-cbc (256 bits) , des-cbc , 3des-cbc , or None .	detail
Soft lifetime	Each lifetime of a security association has two display options, hard and soft, one of which must be present for a dynamic security association. The hard lifetime specifies the lifetime of the SA. The soft lifetime, which is derived from the hard lifetime, informs the IPsec key management system that the SA is about to expire. This information allows the key management system to negotiate a new SA before the hard lifetime expires. <ul style="list-style-type: none"> • Expires in seconds seconds—Number of seconds left until the security association expires. • Expires in kilobytes kilobytes—Number of kilobytes left until the security association expires. 	detail extensive
Hard lifetime		
Anti-replay service	State of the service that prevents packets from being replayed: Enabled or Disabled .	detail extensive
Replay window size	Configured size, in packets, of the antireplay service window: 32 or 64 . The antireplay window size protects the receiver against replay attacks by rejecting old or duplicate packets. If the replay window size is 0 , antireplay service is disabled.	detail

Sample Output

```

show services ipsec-vpn ipsec security associations extensive
user@host> show services ipsec-vpn ipsec security-associations extensive
Service set: service-set-1
Rule: _junos_, Term: term-1, Tunnel index: 1
Local gateway: 101.101.101.2, Remote gateway: 14.14.14.4
IPSec inside interface: sp-2/0/0.1 Local identity:
ipv4_subnet(any:0,[0..7]=0.0.0.0/0)
Remote identity: ipv4_subnet(any:0,[0..7]=0.0.0.0/0)
Primary remote gateway: 101.101.101.1, State: Standby
Backup remote gateway: 14.14.14.4, State: Active
Failover counter: 1

Direction: inbound, SPI: 3743521590, AUX-SPI: 0
Mode: tunnel, Type: dynamic, State: Installed
Protocol: ESP, Authentication: hmac-sha1-96, Encryption: 3des-cbc
Soft lifetime: Expires in 23043 seconds
Hard lifetime: Expires in 23178 seconds
Anti-replay service: Enabled, Replay window size: 64

Direction: outbound, SPI: 2551045240, AUX-SPI: 0
Mode: tunnel, Type: dynamic, State: Installed
Protocol: ESP, Authentication: hmac-sha1-96, Encryption: 3des-cbc
Soft lifetime: Expires in 23043 seconds
Hard lifetime: Expires in 23178 seconds
Anti-replay service: Enabled, Replay window size: 64

```

show services ipsec-vpn ipsec statistics

Syntax	show services ipsec-vpn ipsec statistics <brief detail> <remote-gw remote-peer-address> <service-set service-set-name>
Release Information	Command introduced before Junos OS Release 7.4. New fields added in Junos OS Release 10.0.
Description	(Adaptive services interface only) Display IPsec statistics for the specified service set. If no service set is specified, the statistics for all service sets are displayed.
Options	<p>none—Display standard IPsec statistics for all service sets.</p> <p>brief detail—(Optional) Display the specified level of output.</p> <p>remote-gw remote-peer-address—(Optional) Display IPsec statistics for an individual IPsec tunnel and an individual remote host.</p> <p>service-set service-set-name—(Optional) Display information about a particular service set.</p>
Required Privilege Level	view
List of Sample Output	show services ipsec-vpn ipsec statistics detail on page 1856 show services ipsec-vpn ipsec statistics remote-gw on page 1856
Output Fields	Table 315 on page 1854 lists the output fields for the show services ipsec-vpn ipsec statistics command. Output fields are listed in the approximate order in which they appear.

Table 315: show services ipsec-vpn ipsec statistics Output Fields

Field Name	Field Description	Level of Output
PIC	The physical interface on which the IPsec tunnel is configured.	All levels
Service set	Name of the service set for which the IPsec tunnel is defined.	All levels
Local gateway	Gateway address of the local system.	All levels
Remote gateway	Gateway address of the remote system.	All levels
Tunnel index	Numeric identifier of the specific IPsec tunnel for the security association.	All levels

Table 315: show services ipsec-vpn ipsec statistics Output Fields (*continued*)

Field Name	Field Description	Level of Output
ESP statistics	Encapsulation Security Payload (ESP) statistics: <ul style="list-style-type: none"> • Encrypted bytes—Total number of bytes encrypted by the local system across the IPsec tunnel. • Decrypted bytes—Total number of bytes decrypted by the local system across the IPsec tunnel. • Encrypted packets—Total number of packets encrypted by the local system across the IPsec tunnel. • Decrypted packets—Total number of packets decrypted by the local system across the IPsec tunnel. 	All levels
AH Statistics	Authentication Header statistics: <ul style="list-style-type: none"> • Input bytes—Total number of bytes received by the local system across the IPsec tunnel. • Output bytes—Total number of bytes transmitted by the local system across the IPsec tunnel. • Input packets—Total number of packets received by the local system across the IPsec tunnel. • Output packets—Total number of packets transmitted by the local system across the IPsec tunnel. 	All levels
Errors	<ul style="list-style-type: none"> • AH authentication failures—Number of authentication header (AH) failures. An AH failure occurs when there is a mismatch of the authentication header in a packet transmitted across an IPsec tunnel. • ESP authentication failures—Number of Encapsulation Security Payload (ESP) failures. An ESP failure occurs when there is an authentication mismatch in ESP packets. • ESP Decryption failures—Number of ESP decryption failures. • Bad headers—Number of invalid headers detected. • Bad trailers—Number of invalid trailers detected. • Replay before window drops—Number of replay errors. A replay error is generated when a duplicate packet is received within the replay window. • Replayed pkts—Number of packets replayed. • IP integrity errors—Number of IP integrity errors. • Exceeds tunnel MTU—Number of times the tunnel maximum transmission unit (MTU) value was exceeded. • Rule lookup failures—Number of rule lookup failures. • No SA errors—Number of errors resulting from a missing security association (SA). • Flow errors—Number of flow errors. • Misc errors—Number of miscellaneous errors. 	All levels

Sample Output

```
show services ipsec-vpn ipsec statistics detail user@host> show services ipsec-vpn ipsec statistics
PIC: sp-0/2/0, Service set: ss0
ESP Statistics:
  Encrypted bytes:          0
  Decrypted bytes:         0
  Encrypted packets:       0
  Decrypted packets:       0
AH Statistics:
  Input bytes:             168
  Output bytes:            168
  Input packets:           2
  Output packets:          2
Errors:
  AH authentication failures: 0
  ESP authentication failures: 0
  ESP decryption failures: 0
  Bad headers: 0, Bad trailers: 0
  Replay before window drops: 0, Replayed pkts: 0
  IP integrity errors: 0, Exceeds tunnel MTU: 0
  Rule lookup failures: 0, No SA errors: 0
  Flow errors: 0, Misc errors: 0

show services ipsec-vpn ipsec statistics remote-gw user@host> show services ipsec-vpn ipsec statistics remote-gw 22.22.2.1
PIC: sp-3/1/0, Service set: service-set-2
Local gateway: 22.22.1.1, Remote gateway: 22.22.2.1, Tunnel index: 2
ESP Statistics:
  Encrypted bytes:          0
  Decrypted bytes:         0
  Encrypted packets:       0
  Decrypted packets:       0
AH Statistics:
  Input bytes:             0
  Output bytes:            0
  Input packets:           0
  Output packets:          0
Errors:
  AH authentication failures: 0
  ESP authentication failures: 0
  ESP decryption failures: 0
  Bad headers: 0, Bad trailers: 0
  Replay before window drops: 0, Replayed pkts: 0
  IP integrity errors: 0, Exceeds tunnel MTU: 0
  Rule lookup failures: 0, No SA errors: 0
  Flow errors: 0, Misc errors: 0
```

show system certificate

Syntax	<code>show system certificate</code> <code><certificate-id></code>
Release Information	Command introduced before Junos OS Release 7.4. Command introduced in Junos OS Release 11.1 for the QFX Series.
Description	(Encryption interface on M Series, T Series routers, and QFX Series switches only) Display installed certificates signed by the Juniper Networks certificate authority.
Options	none —Display all installed certificates signed by the Juniper Networks certificate authority. certificate-id —(Optional) Display the details of a particular certificate.
Required Privilege Level	maintenance
List of Sample Output	show system certificate on page 1858 show system certificate (QFX Series) on page 1858
Output Fields	Table 316 on page 1857 lists the output fields for the show system certificate command. Output fields are listed in the approximate order in which they appear.

Table 316: show system certificate Output Fields

Field Name	Field Description
Certificate identifier	Unique identifier associated with a certificate. The certificate identifier is the common name of the subject.
Issuer Subject	Information about the certificate issuer and the distinguished name (DN) of the issuer, respectively: <ul style="list-style-type: none"> • Organization—Name of the owner's organization. • Organizational unit—Name of the owner's department. • Country—Two-character country code in which the owner's system is located. • State—State in the USA in which the owner is using the certificate. • Locality—City in which the owner's system is located. • Common name—Name of the owner of the certificate. • E-mail address—E-mail address of the owner of the certificate.
Validity	When a certificate is valid.
Signature algorithm	Encryption algorithm applied to the installed certificate.
Public key algorithm	Encryption algorithm applied to the public key.

Sample Output

```
show system certificate user@host> show system certificate
Certificate identifier: Dallas-v3
  Issuer:
    Organization: Juniper Networks, Organizational unit: Juniper CA,
    Country: US, State: CA, Locality: Sunnyvale, Common name: Dallas CA,
    E-mail address:ca@juniper.net
  Subject:
    Organization: Juniper Networks, Organizational unit: Juniper CA,
    Country: US, State: CA, Locality: Sunnyvale, Common name: Dallas-v3,
    E-mail address:ca@juniper.net
  Validity:
    Not before: Mar 13 03:23:25 2004 GMT
    Not after: Mar 24 03:23:25 2014 GMT
  Signature algorithm: sha1WithRSAEncryption
  Public key algorithm: dsaEncryption

show system certificate (QFX user@host> show system certificate
Series) Certificate identifier: Dallas-v3
  Issuer:
    Organization: Juniper Networks, Organizational unit: Juniper CA,
    Country: US, State: CA, Locality: Sunnyvale, Common name: Dallas CA,
    E-mail address:ca@juniper.net
  Subject:
    Organization: Juniper Networks, Organizational unit: Juniper CA,
    Country: US, State: CA, Locality: Sunnyvale, Common name: Dallas-v3,
    E-mail address:ca@juniper.net
  Validity:
    Not before: Mar 13 03:23:25 2004 GMT
    Not after: Mar 24 03:23:25 2014 GMT
  Signature algorithm: sha1WithRSAEncryption
  Public key algorithm: dsaEncryption
```


Layer 2 Tunneling Protocol Operational Mode Commands

Table 317 on page 1859 summarizes the command-line interface (CLI) commands you can use to monitor and troubleshoot Layer 2 Tunneling Protocol (L2TP) services. Commands are listed in alphabetical order.

Table 317: L2TP Services Operational Mode Commands

Task	Command
Clear L2TP destinations.	<code>clear services l2tp destination</code>
Clear L2TP multilink bundles.	<code>clear services l2tp multilink</code>
Clear L2TP sessions.	<code>clear services l2tp session</code>
Clear statistics for L2TP sessions.	<code>clear services l2tp session statistics</code>
Clear L2TP tunnels.	<code>clear services l2tp tunnel</code>
Clear statistics for L2TP tunnels.	<code>clear services l2tp tunnel statistics</code>
Display information about L2TP tunnel destinations.	<code>show services l2tp destination</code>
Display L2TP multilink bundles.	<code>show services l2tp multilink</code>
Display RADIUS server and statistics information.	<code>show services l2tp radius</code>
Display active L2TP sessions.	<code>show services l2tp session</code>
Display L2TP summary information.	<code>show services l2tp summary</code>
Display active L2TP tunnels.	<code>show services l2tp tunnel</code>
Display active L2TP users.	<code>show services l2tp user</code>
Test tunnel configurations on an MX Series router configured as the LAC.	<code>test services l2tp tunnel</code>



NOTE: L2TP services are supported on the adaptive services (*sp-fpc/pic/port*) interface on M7i and M10i routers. L2TP access concentrator (LAC) services are supported on MX Series routers.



NOTE: For information about how to configure L2TP services on M7i and M10i routers, see the [Junos OS Services Interfaces Configuration Guide](#). For information about how to configure LAC services on MX Series routers, see the [Junos OS Subscriber Access Configuration Guide](#).

clear services l2tp destination

Syntax	clear services l2tp destination all
Release Information	Command introduced in Junos OS Release 10.4.
Description	Clear all Layer 2 Tunneling Protocol (L2TP) destinations and all tunnels and sessions that belong to the destinations. This command is available only for LAC on MX Series routers.
Required Privilege Level	clear
Related Documentation	<ul style="list-style-type: none">• show services l2tp destination on page 1871
List of Sample Output	clear services l2tp destination all on page 1861
Output Fields	When you enter this command, you are provided feedback on the status of your request.

Sample Output

clear services l2tp destination all	user@host> clear services l2tp destination all
	Destination 2 closed

clear services l2tp multilink

Syntax	clear services l2tp multilink (all <statistics> bundle-id <i>number</i> <statistics> statistics (all bundle-id <i>number</i>))
Release Information	Command introduced before Junos OS Release 7.4.
Description	(M10i and M7i routers only) Close Layer 2 Tunneling Protocol (L2TP) multilink sessions or clear session statistics.
Options	<p>all <statistics>—Close all L2TP multilink sessions or clear statistics for all L2TP multilink sessions.</p> <p>bundle-id <i>number</i> <statistics>—L2TP multilink bundle ID. The value is an internally generated number from 1 to 65535. Close the specified L2TP multilink session, or using the statistics keyword with this option, clear statistics for the specified session.</p> <p>statistics (all bundle-id <i>number</i>)—Clear all session statistics or clear statistics for the specified multilink bundle ID.</p>
Required Privilege Level	view
Related Documentation	<ul style="list-style-type: none">• show services l2tp multilink on page 1874
List of Sample Output	clear services l2tp multilink statistics all on page 1862
Output Fields	When you enter this command, you are provided feedback on the status of your request.

Sample Output

clear services l2tp multilink statistics all	user@host> clear services l2tp multilink statistics all Multilink 1 statistics cleared
---	---

clear services l2tp session

Syntax	clear services l2tp session (all interface <i>interface-name</i> local-gateway <i>gateway-address</i> local-gateway-name <i>gateway-name</i> local-session-id <i>session-id</i> local-tunnel-id <i>tunnel-id</i> peer-gateway <i>gateway-address</i> peer-gateway-name <i>gateway-name</i> tunnel-group <i>group-name</i> user <i>username</i>)
Release Information	Command introduced before Junos OS Release 7.4.
Description	(M10i and M7i routers only) Clear Layer 2 Tunneling Protocol (L2TP) sessions on LNS. (MX Series routers only) Clear L2TP sessions on LAC and LNS.
Options	<p>all—Close all L2TP sessions.</p> <p>interface <i>interface-name</i>—Clear only the L2TP sessions using the specified adaptive services or inline services interface. The interface type depends on the line card as follows:</p> <ul style="list-style-type: none"> • si-<i>fpc/pic/port</i>—MPCs on MX Series routers only. This option is not available for L2TP on M Series routers. • sp-<i>fpc/pic/port</i>—AS or Multiservices PICs on M7i, M10i, and M120 routers only. This option is not available for L2TP on MX Series routers. <p>local-gateway <i>gateway-address</i>—Clear only the L2TP sessions associated with the specified local gateway address.</p> <p>local-gateway-name <i>gateway-name</i>—Clear only the L2TP sessions associated with the specified local gateway name.</p> <p>local-session-id <i>session-id</i>—Clear only the L2TP sessions with this identifier for the local endpoint of the L2TP session.</p> <p>local-tunnel-id <i>tunnel-id</i>—Clear only the L2TP sessions associated with the specified local tunnel identifier.</p> <p>peer-gateway <i>gateway-address</i>—Clear only the L2TP sessions associated with the peer gateway with the specified address.</p> <p>peer-gateway-name <i>gateway-name</i>—Clear only the L2TP sessions associated with the peer gateway with the specified name.</p> <p>tunnel-group <i>group-name</i>—Clear only the L2TP sessions associated with the specified tunnel group. This option is not available for L2TP LAC on MX Series routers.</p> <p>user <i>username</i>—Clear only the L2TP sessions for the specified username. This option is not available for L2TP LAC on MX Series routers.</p>
Required Privilege Level	clear

- Related Documentation**
- [clear services l2tp session statistics on page 1865](#)
 - [show services l2tp session on page 1882](#)

List of Sample Output [clear services l2tp session on page 1864](#)
[clear services l2tp session interface on page 1864](#)

Output Fields When you enter this command, you are provided feedback on the status of your request.

Sample Output

clear services l2tp session user@host> clear services l2tp session 31694
Session 31694 closed

Sample Output

clear services l2tp session interface user@host> show services l2tp session Tunnel local ID: 17185

Local ID	Remote ID	State	Interface unit	Interface Name
5117	1	Established	1073741828	si-2/0/0
34915	2	Established	1073741829	si-2/1/0
6454	3	Established	1073741830	si-2/0/0
46142	4	Established	1073741831	si-2/1/0

user@host> clear services l2tp session interface si-2/0/0
Session 5117 closed
Session 6454 closed

user@host> show services l2tp session Tunnel local ID: 17185

Local ID	Remote ID	State	Interface unit	Interface Name
34915	2	Established	1073741829	si-2/1/0
46142	4	Established	1073741831	si-2/1/0

clear services l2tp session statistics

Syntax	clear services l2tp session statistics (all interface <i>interface-name</i> local-gateway <i>gateway-address</i> local-gateway-name <i>gateway-name</i> local-session-id <i>session-id</i> local-tunnel-id <i>tunnel-id</i> peer-gateway <i>gateway-address</i> peer-gateway-name <i>gateway-name</i> tunnel-group <i>group-name</i> user <i>username</i>)
Release Information	Command introduced before Junos OS Release 7.4. Support for MX Series routers added in Junos OS Release 10.4.
Description	(M10i and M7i routers: LNS only. MX Series routers: LAC and LNS.) Clear statistics for Layer 2 Tunneling Protocol (L2TP) sessions.
Options	<p>all—Clear statistics for all L2TP sessions.</p> <p>interface <i>interface-name</i>—Clear only the L2TP sessions using the specified adaptive services or inline services interface. The interface type depends on the line card as follows:</p> <ul style="list-style-type: none"> si-<i>fpc/pic/port</i>—MPCs on MX Series routers only. This option is not available for L2TP on M Series routers. sp-<i>fpc/pic/port</i>—AS or Multiservices PICs on M7i, M10i, and M120 routers only. This option is not available for L2TP on MX Series routers. <p>local-gateway <i>gateway-address</i>—Clear statistics for only the L2TP sessions associated with the local gateway with the specified address.</p> <p>local-gateway-name <i>gateway-name</i>—Clear statistics for only the L2TP sessions associated with the local gateway with the specified name.</p> <p>local-session-id <i>session-id</i>—Clear statistics for only the L2TP sessions with this identifier for the local endpoint of the L2TP session.</p> <p>local-tunnel-id <i>tunnel-id</i>—Clear statistics for only the L2TP sessions associated with the specified local tunnel identifier.</p> <p>peer-gateway <i>gateway-address</i>—Clear statistics for only the L2TP sessions associated with the peer gateway with the specified address.</p> <p>peer-gateway-name <i>gateway-name</i>—Clear statistics for only the L2TP sessions associated with the peer gateway with the specified name.</p> <p>tunnel-group <i>group-name</i>—Clear statistics for only the L2TP sessions associated with the specified tunnel group. This option is not available for L2TP LAC on MX Series routers.</p> <p>user <i>username</i> <statistics>—Clear statistics for only the L2TP sessions for the specified username. This option is not available for L2TP LAC on MX Series routers.</p>
Required Privilege Level	view

- Related Documentation**
- [clear services l2tp session on page 1863](#)
 - [show services l2tp session on page 1882](#)

List of Sample Output [clear services l2tp session statistics all on page 1866](#)

Output Fields When you enter this command, you are provided feedback on the status of your request.

Sample Output

clear services l2tp session statistics all	<pre>user@host> clear services l2tp session statistics all Session 26497 statistics cleared</pre>
---	--

clear services l2tp tunnel

Syntax	clear services l2tp tunnel (all interface <i>sp-fpc/pic/port</i> local-gateway <i>gateway-address</i> local-gateway-name <i>gateway-name</i> local-tunnel-id <i>tunnel-id</i> peer-gateway <i>gateway-address</i> peer-gateway-name <i>gateway-name</i> tunnel-group <i>group-name</i>)
Release Information	Command introduced before Junos OS Release 7.4.
Description	(M10i and M7i routers only) Clear Layer 2 Tunneling Protocol (L2TP) tunnels on LNS. (MX Series routers only) Clear L2TP tunnels on LAC and LNS.
Options	<p>all—Clear all L2TP tunnels.</p> <p>sp-fpc/pic/port—(Optional) Clear only the L2TP tunnels using the specified adaptive services interface. This option is not available for L2TP on MX Series routers.</p> <p>local-gateway <i>gateway-address</i>—Clear only the L2TP tunnels associated with the local gateway with the specified address.</p> <p>local-gateway-name <i>gateway-name</i>—Clear only the L2TP tunnels associated with the local gateway with the specified name.</p> <p>local-tunnel-id <i>tunnel-id</i>—Clear only the L2TP tunnels that have the specified local tunnel identifier.</p> <p>peer-gateway <i>gateway-address</i>—Clear only the L2TP tunnels associated with the peer gateway with the specified address.</p> <p>peer-gateway-name <i>gateway-name</i>—Clear only the L2TP tunnels associated with the peer gateway with the specified name.</p> <p>tunnel-group <i>group-name</i>—Clear only the L2TP tunnels in the specified tunnel group. This option is not available for L2TP LAC on MX Series routers.</p>
Required Privilege Level	view
Related Documentation	<ul style="list-style-type: none"> • clear services l2tp tunnel statistics on page 1869 • show services l2tp tunnel on page 1891
List of Sample Output	clear services l2tp tunnel on page 1867
Output Fields	When you enter this command, you are provided feedback on the status of your request.

Sample Output

```
clear services l2tp tunnel
user@host> clear services l2tp tunnel 17185
```

Tunnel 17185 closed

clear services l2tp tunnel statistics

Syntax	clear services l2tp tunnel statistics (all interface <i>sp-fpc/pic/port</i> local-gateway <i>gateway-address</i> local-gateway-name <i>gateway-name</i> local-tunnel-id <i>tunnel-id</i> peer-gateway <i>gateway-address</i> peer-gateway-name <i>gateway-name</i> tunnel-group <i>group-name</i>)
Release Information	Command introduced before Junos OS Release 7.4. Support for MX Series routers added in Junos OS Release 10.4.
Description	(M10i and M7i routers: LNS only. MX Series routers: LAC only.) Clear statistics for Layer 2 Tunneling Protocol (L2TP) tunnels.
Options	<p>all—Clear statistics for all L2TP tunnels.</p> <p>interface <i>sp-fpc/pic/port</i>—Clear statistics for only the L2TP tunnels using the specified adaptive services interface. This option is not available for L2TP LAC on MX Series routers.</p> <p>local-gateway <i>gateway-address</i>—Clear statistics for only the L2TP tunnels associated with the local gateway with the specified address.</p> <p>local-gateway-name <i>gateway-name</i>—Clear statistics for only the L2TP tunnels associated with the local gateway with the specified name.</p> <p>local-tunnel-id <i>tunnel-id</i>—Clear statistics for only the L2TP tunnels that have the specified local tunnel identifier.</p> <p>peer-gateway <i>gateway-address</i>—Clear statistics for only the L2TP tunnels associated with the peer gateway with the specified address.</p> <p>peer-gateway-name <i>gateway-name</i>—Clear statistics for only the L2TP tunnels associated with the peer gateway with the specified name.</p> <p>tunnel-group <i>group-name</i>—Clear statistics for only the L2TP tunnels in the specified tunnel group. This option is not available for L2TP LAC on MX Series routers.</p>
Required Privilege Level	clear
Related Documentation	<ul style="list-style-type: none"> • clear services l2tp tunnel on page 1867 • show services l2tp tunnel on page 1891
List of Sample Output	clear services l2tp tunnel statistics all on page 1870
Output Fields	When you enter this command, you are provided feedback on the status of your request.

Sample Output

```
clear services l2tp      user@host> clear services l2tp tunnel statistics all
tunnel statistics all    Tunnel  9933 statistics cleared
```

show services l2tp destination

Syntax	show services l2tp destination <brief detail extensive> <local-gateway <i>gateway-address</i> > <peer-gateway <i>gateway-address</i> >
Release Information	Command introduced in Junos OS Release 10.4.
Description	Display information about L2TP tunnel destinations.
Options	<p>brief detail extensive—(Optional) Display the specified level of information.</p> <p>local-gateway <i>gateway-address</i>—(Optional) Display L2TP session information for only the specified local gateway address.</p> <p>peer-gateway <i>gateway-address</i>—(Optional) Display L2TP session information for only the specified peer gateway address.</p>
Required Privilege Level	view
Related Documentation	<ul style="list-style-type: none"> • clear services l2tp destination on page 1861 • show services l2tp session on page 1882 • show services l2tp summary on page 1888 • show services l2tp tunnel on page 1891
List of Sample Output	<p>show services l2tp destination on page 1872</p> <p>show services l2tp destination detail on page 1872</p> <p>show services l2tp destination extensive (LAC) on page 1873</p> <p>show services l2tp destination extensive (LNS) on page 1873</p>
Output Fields	Table 318 on page 1871 lists the output fields for the show services l2tp destination command. Output fields are listed in the approximate order in which they appear.

Table 318: show services l2tp destination Output Fields

Field Name	Field Description	Level of Output
Local Name	Name of this destination.	All levels
Remote IP	IP address of the remote peer (LNS).	All levels
Tunnels	Number of tunnel connections for the destination in the following categories: <ul style="list-style-type: none"> • total • active • failed 	All levels for total extensive for active and failed

Table 318: show services l2tp destination Output Fields (*continued*)

Field Name	Field Description	Level of Output
Sessions	Number of session connections for the destination in the following categories: <ul style="list-style-type: none"> total active failed 	All levels for total extensive for active and failed
State	Administrative state of the L2TP destination: <ul style="list-style-type: none"> Enabled—No restrictions exist on creation or operation of sessions and tunnels for this destination. Disabled—Existing sessions and tunnels for this destination have been disabled and no new sessions or tunnels are created while in the Disabled state. 	All levels
Local IP	IP address of the local gateway (LAC).	detail extensive
Transport	Medium used for tunneling. Only ipUdp is supported.	detail extensive
Logical System	Logical system in which the tunnel is configured.	detail extensive
Router Instance	Routing instance in which the tunnel is configured.	detail extensive
Lockout State	Reachability state of the destination: <ul style="list-style-type: none"> not locked—Destination is considered reachable. waiting for lockout timeout—Destination is locked out by L2TP because it is unreachable, so no attempts are made to reach the destination until the lockout timeout (300 seconds) expires, unless this is the only destination available for tunneling the subscriber. 	detail extensive
Connections	Number of total, active, and failed tunnel and session connections for the destination.	extensive

Sample Output

```

show services l2tp destination user@host> show services l2tp destination
                                Local Name  Remote IP  Tunnels  Sessions  State
                                1           10.10.1.1    1         1         Enabled

show services l2tp destination detail user@host> show services l2tp destination detail
Local name: 1
Remote IP: 10.1.1.1
Tunnels: 1, Sessions: 1
State: Enabled
Local IP: 10.1.1.2
Transport: ipUdp, Logical System: default, Router Instance: default
Lockout State: not locked

```

```
show services l2tp destination extensive (LAC) user@host> show services l2tp destination extensive
Local name: 1
Remote IP: 10.1.1.1
State: Enabled
Local IP: 10.1.1.2
Transport: ipUdp, Logical System: default, Router Instance: default
Lockout State: not locked
Connections      Totals      Active      Failed
Tunnels          1           1           0
Sessions         1           1           0
```

```
show services l2tp destination extensive (LNS) user@host> show services l2tp destination extensive
Local name: 3
Remote IP: 11.1.1.3
State: Enabled
Local IP: 11.1.1.2
Transport: ipUdp, Logical System: default, Router Instance: default
Lockout State: not locked
Connections      Totals      Active      Failed
Tunnels          1           1           0
Sessions         1           1           0
```

show services l2tp multilink

Syntax	show services l2tp multilink <brief detail extensive statistics> <bundle-id <i>number</i> >
Release Information	Command introduced before Junos OS Release 7.4.
Description	(M10i and M7i routers only) Display L2TP output organized by multilink bundle.
Options	<p>none—Same as brief.</p> <p>brief detail extensive statistics—(Optional) Display the specified level of output. Use the statistics option to display packets and bytes that have been encapsulated in the Multilink Protocol. Nonmultilink packets received on member sessions are not counted here.</p> <p>bundle-id <i>number</i>—(Optional) Display L2TP multilink bundle information for only the specified bundle.</p>
Required Privilege Level	view
Related Documentation	<ul style="list-style-type: none"> clear services l2tp multilink on page 1862
List of Sample Output	show services l2tp multilink extensive on page 1877
Output Fields	<p>Table 319 on page 1874 lists the output fields for the show services l2tp multilink command. Output fields are listed in the approximate order in which they appear.</p>

Table 319: show services l2tp multilink Output Fields

Field Name	Field Description	Level of Output
Bundle ID	Bundle identifier.	All levels
Links	Number of links in the multilink bundle.	All levels
Bundle endpoint	Endpoint discriminator that represents the device transmitting the packet.	All levels
Input MRRU	Maximum packet size that the input interface can process.	detail
Output MRRU	Maximum packet size that the output interface can process.	detail
Session local ID	Identifier of the local endpoint of the L2TP session, as assigned by the L2TP network server (LNS).	detail

Table 319: show services l2tp multilink Output Fields (*continued*)

Field Name	Field Description	Level of Output
Session remote ID	Identifier of the remote endpoint of the L2TP session, as assigned by the L2TP access concentrator (LAC).	detail
State	Status of the L2TP session: <ul style="list-style-type: none"> • Established—The session is operating. • closed—The session is being closed. • destroyed—The session is being destroyed. • clean-up—The session is being cleaned up. • lms-ic-accept-new—A new session is being accepted. • lms-ic-idle—The session has been created and is idle. • lms-ic-reject-new—The new session is being rejected. • lms-ic-wait-connect—The session is waiting for the peer's incoming call connected (ICCN) message. 	detail
Username	Name of the user logged in to the session.	detail
Mode	Mode of the interface representing the multilink bundle: dedicated or shared .	extensive
Local IP	IP address of the local endpoint of the Point-to-Point Protocol (PPP) session.	extensive
Remote IP	IP address of the remote endpoint of the PPP session.	extensive
Local name	Name of the LNS instance in which the session was created.	extensive
Remote name	Name of the LAC from which the session was created.	extensive
Local MRU	Maximum receive unit (MRU) setting of the local device, in bytes.	extensive
Remote MRU	MRU setting of the remote device, in bytes.	extensive

Table 319: show services l2tp multilink Output Fields (*continued*)

Field Name	Field Description	Level of Output
Statistics since	<p>Date and time when collection of the following statistics began:</p> <ul style="list-style-type: none"> • Control Tx—Amount of control information transmitted, in packets and bytes. • Control Rx—Amount of control information received, in packets and bytes. • Data Tx—Amount of data transmitted, in packets and bytes. • Data Rx—Amount of data received, in packets and bytes. • Errors Tx—Number of errors transmitted, in packets. • Errors Rx—Number of errors received, in packets. • Lcp Echo Req Tx—Number of LCP echo requests transmitted, in packets. • Lcp Echo Req Rx—Number of LCP echo requests received, in packets. • Lcp Echo Rep Tx—Number of LCP echo responses transmitted, in packets. • Lcp Echo Rep Rx—Number of LCP echo responses received, in packets. • Lcp Echo Req Timeout—Number of LCP echo requests that timed out. • Lcp Echo Req Error—Number of errors received for LCP echo packets. • Lcp Echo Rep Error—Number of errors transmitted for LCP echo packets. • MRRU—Maximum packet size processed. • TX—Number of packets transmitted. • RX—Number of packets received. • link—Link of the multilink bundle associated with the L2TP session. 	extensive

Sample Output

```

show services l2tp      user@host> show services l2tp multilink extensive
multilink extensive    Bundle ID: 1
                        Links: 2, Bundle endpoint: user@juniper.com
                        Input MRRU: 1524, Output MRRU: 1524
                        Session local ID: 46122, Session remote ID: 39307
                        State: Established, Username: user1@juniper.com, Mode: dedicated
                        Local IP: 10.58.255.129:1701, Remote IP: 10.58.255.131:1701
                        Local name: router3, Remote name: router4
                        Session local ID: 4254, Session remote ID: 39308
                        State: Established, Username: user2@juniper.com, Mode: dedicated
                        Local IP: 10.1.255.1:1701, Remote IP: 10.1.255.2:1701
                        Local name: router1, Remote name: router2
                        Statistics since: Mon May 17 11:47:35 2004
                        Packets      Bytes
                        Control Tx   7      196
                        Control Rx   3      90
                        Data Tx      0       0
                        Data Rx      0       0
                        Errors Tx    0
                        Errors Rx    0
                        Lcp Echo Req Tx 0
                        Lcp Echo Req Rx 0
                        Lcp Echo Rep Tx 0
                        Lcp Echo Rep Rx 0
                        Lcp Echo Req Timeout 0
                        Lcp Echo Req Error 0
                        Lcp Echo Rep Error 0
                        MRRU 1486 droptime 0 maxfrag 0 minfrag 32 minmru 1482 maxqlen 3000
                        TX: Packets 0   Frags 0   Txseq 0x0
                        RX: Packets 24   Frags 24   Rxseq 0x18   mseq 23   maxdiff 1   reass 24
                        fragments copied 0
                        link 0 : seq 0x17 mru 1482 encapslen 8 qlen 0 context 0xea01eb0

```

show services l2tp radius

Syntax	<pre>show services l2tp radius <accounting (servers statistics)> <authentication (servers statistics)> <servers> <statistics></pre>
Release Information	Command introduced in Junos OS Release 9.0.
Description	(M7i, M10i, and M120 routers only) Display RADIUS servers and statistics information for the RADIUS servers configured on the router.
Options	<p>You must include one of the following keywords to provide a valid completion for the command:</p> <p>accounting (servers statistics)—(Optional) Display RADIUS servers or statistical accounting information only.</p> <p>authentication (servers statistics)—(Optional) Display RADIUS servers or statistical authentication information only.</p> <p>servers—(Optional) Display RADIUS authentication and accounting server information only.</p> <p>statistics—(Optional) Display RADIUS authentication and accounting statistics information only.</p>
Required Privilege Level	view
List of Sample Output	<p>show services l2tp radius servers on page 1879</p> <p>show services l2tp radius statistics on page 1880</p>
Output Fields	<p>Table 320 on page 1878 lists the output fields for the show services l2tp radius command. Output fields are listed in the approximate order in which they appear.</p>

Table 320: show services l2tp radius Output Fields

Field Name	Field Description
IP Address	IP address of the server.
State	(servers keyword only) Present state of the server.
UDP Port	Number of the UDP port used to send authentication or accounting messages to the server.
Retry Count	(servers keyword only) Number of times the RADIUS client resends a packet if no ACK is received.
Timeout	(servers keyword only) Length of time the client waits for an ACK before retransmission.
Pending Requests	(servers keyword only) Number of client pending authentication or accounting requests.

Table 320: show services l2tp radius Output Fields (*continued*)

Field Name	Field Description
Maximum Sessions	(servers keyword only) Maximum number of pending requests on each RADIUS client before the server moves to the next RADIUS client, which is 200 times the maximum number of clients that can be created on a server (which is 12).
Dead Time	(servers keyword only) Interval to wait before retrying a server after it fails to send a response to an authentication or accounting request.
Secret Type	(servers keyword only) Secret type configured on the RADIUS server.
Profile	(servers keyword only) Name of profile configured for the RADIUS server.
Access requests	(statistics keyword only) Number of access requests sent to the server.
Rollover requests	(statistics keyword only) Number of requests coming into the server as a result of the previous server timing out.
Retransmissions	(statistics keyword only) Number of retransmissions.
Access accepts	(statistics keyword only) Number of access accept messages received from the server.
Access rejects	(statistics keyword only) Number of access reject messages received from the server.
Access challenges	(statistics keyword only) Number of access challenges received from the server.
Malformed responses	(statistics keyword only) Number of responses with attributes having an invalid length or unexpected attributes (such as two attributes when the response is required to have at most one).
Bad authenticators	(statistics keyword only) Number of responses in which the authenticator is incorrect for the matching request. This can occur if the RADIUS secrets for the client and server do not match.
Requests pending	(statistics keyword only) Number of requests waiting for a response.
Request timeouts	(statistics keyword only) Number of requests that timed out.
Unknown responses	(statistics keyword only) Number of unknown responses. The RADIUS response type in the header is invalid or unsupported.
Packets dropped	(statistics keyword only) Number of packets dropped because they are too short or because the router receives a response for which there is no corresponding request. For example, if the router sends a request that times out, the router removes the request from the list and sends a new request. If the server is slow and sends a response to the first request after the router removes the request, the packet is dropped.

Sample Output

```

show services l2tp radius servers  user@host> show services l2tp radius servers
                                     RADIUS Authentication Servers

                                     UDP  Retry          Pending  Maximum  Dead    Secret

```

IP Address	State	Port	Count	Timeout	Requests	Sessions	Time	Type
17.1.1.1	Active	1812	2	25	0	2400	300	radius-key
133.122.1.1	Active	1812	5	35	0	2400	300	radius-key
134.141.1.1	Active	1812	2	25	0	2400	300	radius-key
172.28.30.174	Active	1812	7	75	0	2400	300	radius-key
172.28.30.175	Active	1812	7	75	0	2400	300	radius-key
172.28.30.176	Active	1812	4	55	0	2400	300	radius-key
172.128.30.176	Active	1812	3	3	0	2400	300	none-set
172.128.130.174	Active	1812	7	75	0	2400	300	radius-key

RADIUS Accounting Servers

IP Address	State	UDP Port	Retry Count	Timeout	Pending Requests	Maximum Sessions	Dead Time	Secret Type
17.1.1.1	Active	1813	2	25	0	2400	300	radius-key
133.122.1.1	Active	1813	5	35	0	2400	300	radius-key
134.141.1.1	Active	1813	2	25	0	2400	300	radius-key
172.28.30.174	Active	1813	7	75	0	2400	300	radius-key
172.28.30.175	Active	1813	7	75	0	2400	300	radius-key
172.28.30.176	Active	1813	4	55	0	2400	300	radius-key
172.128.30.176	Active	1813	3	3	0	2400	300	none-set
172.128.130.174	Active	1813	7	75	0	2400	300	radius-key

RADIUS Accounting Servers

Profile: user1

```
show services l2tp radius statistics
user@host> show services l2tp radius statistics
RADIUS Authentication Statistics
```

```
Authentication statistics:
Server 17.1.1.1, UDP port: 1812
Access requests      : 40
Rollover requests    : 5
Retransmissions      : 2
Access accepts       : 39
Access rejects       : 1
Access challenges     : 3
Malformed responses  : 0
Bad authenticators    : 0
Requests pending     : 1
Request timeouts     : 0
Unknown responses    : 0
Packets dropped      : 0
```

RADIUS Accounting Statistics

```
Accounting statistics:
Server 172.128.130.174, UDP port: 1813
  Total requests      : 9
  Start requests     : 6
  Interim requests    : 1
  Stop requests       : 2
  Rollover requests   : 0
  Retransmissions     : 1
  Total response      : 9
  Start responses     : 6
  Interim responses    : 1
  Stop responses       : 2
  Malformed responses : 0
  Bad authenticators  : 0
  Requests pending    : 1
  Request timeouts    : 0
  Unknown responses    : 0
  Packets dropped      : 0
```

show services l2tp session

Syntax `show services l2tp session`
 `<brief | detail | extensive | statistics>`
 `<interface sp-fpc/pic/port>`
 `<local-gateway gateway-address>`
 `<local-gateway-name gateway-name>`
 `<local-session-id session-id>`
 `<local-tunnel-id tunnel-id>`
 `<peer-gateway gateway-address>`
 `<peer-gateway-name gateway-name>`
 `<tunnel-group group-name>`
 `<user username>`

Release Information Command introduced before Junos OS Release 7.4.

Description (M10i and M7i routers only) Display a list of active L2TP sessions for LNS.

 (MX Series routers only) Display a list of active L2TP sessions for LAC.

Options **none**—Display standard information about all active L2TP sessions.

brief | detail | extensive | statistics—(Optional) Display the specified level of output. Use the **statistics** option to display packet and byte counts for each session.

interface sp-fpc/pic/port—(Optional) Display L2TP session information for only the specified adaptive services interface. This option is not available for L2TP LAC on MX Series routers.

local-gateway gateway-address—(Optional) Display L2TP session information for only the specified local gateway address.

local-gateway-name gateway-name—(Optional) Display L2TP session information for only the specified local gateway name.

local-session-id session-id—(Optional) Display L2TP session information for only the specified local session identifier.

local-tunnel-id tunnel-id—(Optional) Display L2TP session information for only the specified local tunnel identifier.

peer-gateway gateway-address—(Optional) Display L2TP session information for only the specified peer gateway address.

peer-gateway-name gateway-name—(Optional) Display L2TP session information for only the specified peer gateway name.

tunnel-group group-name—(Optional) Display L2TP session information for only the specified tunnel group. To display information about L2TP CPU and memory usage, you can include the tunnel group name in the **show services service-sets memory-usage group-name** and **show services service-sets cpu-usage group-name** commands. This option is not available for L2TP LAC on MX Series routers.

user *username*—(Optional) Display L2TP session information for only the specified username.

Required Privilege Level view

Related Documentation

- [clear services l2tp session on page 1863](#)

List of Sample Output

- [show services l2tp session \(LNS\) on page 1885](#)
- [show services l2tp session \(LAC\) on page 1886](#)
- [show services l2tp session detail \(LAC\) on page 1886](#)
- [show services l2tp session extensive \(LAC\) on page 1886](#)
- [show services l2tp session extensive \(LNS\) on page 1886](#)

Output Fields [Table 321 on page 1883](#) lists the output fields for the **show services l2tp session** command. Output fields are listed in the approximate order in which they appear.

Table 321: show services l2tp session Output Fields

Field Name	Field Description	Level of Output
Interface	(LNS only) Name of an adaptive services interface.	All levels
Tunnel group	(LNS only) Name of a tunnel group.	All levels
Tunnel local ID	Identifier of the local endpoint of the tunnel, as assigned by the L2TP network server (LNS).	All levels
Session local ID	Identifier of the local endpoint of the L2TP session, as assigned by the LNS.	All levels
Session remote ID	Identifier of the remote endpoint of the L2TP session, as assigned by the L2TP access concentrator (LAC).	All levels
State	State of the L2TP session: <ul style="list-style-type: none"> • Established—The session is operating. This is the only state supported for the LAC. • closed—The session is being closed. • destroyed—The session is being destroyed. • clean-up—The session is being cleaned up. • lns-ic-accept-new—A new session is being accepted. • lns-ic-idle—The session has been created and is idle. • lns-ic-reject-new—The new session is being rejected. • lns-ic-wait-connect—The session is waiting for the peer's incoming call connected (ICCN) message. 	All levels
Bundle ID	(LNS only) Bundle identifier. Indicates the session is part of a multilink bundle. Sessions that have a blank Bundle field are not participating in the Multilink Protocol. Sessions in a multilink bundle might belong to different L2TP tunnels. For L2TP output organized by bundle ID, issue the show services l2tp multilink extensive command.	All levels

Table 321: show services l2tp session Output Fields (*continued*)

Field Name	Field Description	Level of Output
Mode	(LNS) Mode of the interface representing the session: shared or exclusive . (LAC) Mode of the interface representing the session: shared or dedicated . Only dedicated is currently supported for the LAC.	extensive
Local IP	IP address of local endpoint of the Point-to-Point Protocol (PPP) session.	extensive
Remote IP	IP address of remote endpoint of the PPP session.	extensive
Username	(LNS only) Name of the user logged in to the session.	All levels
Assigned IP address	(LNS only) IP address assigned to remote client.	extensive
Local name	For LNS, name of the LNS instance in which the session was created. For LAC, name of the LAC.	extensive
Remote name	For LNS, name of the LAC from which the session was created. For LAC, name of the LAC instance.	extensive
Local MRU	(LNS only) Maximum receive unit (MRU) setting of the local device, in bytes.	extensive
Remote MRU	(LNS only) MRU setting of the remote device, in bytes.	extensive
Tx speed	Transmit speed of the physical PPP link, in bps.	extensive
Rx speed	Receive speed of the physical PPP link, in bps.	extensive
Bearer type	Type of bearer enabled: <ul style="list-style-type: none"> • 0—Might indicate that the call was not received over a physical link (for example, when the LAC and PPP are located in the same subsystem). • 1—Digital access requested. • 2—Analog access requested. • 4—Asynchronous Transfer Mode (ATM) bearer support. 	extensive
Framing type	Type of framing enabled: <ul style="list-style-type: none"> • 1—Synchronous framing • 2—Asynchronous framing 	extensive
LCP renegotiation	(LNS only) Whether Link Control Protocol (LCP) renegotiation is configured: On or Off .	extensive
Authentication	Type of authentication algorithm used: Challenge Handshake Authentication Protocol (CHAP) or Password Authentication Protocol (PAP).	extensive
Interface ID	(LNS only) Identifier used to look up the logical interface for this session.	extensive
Interface unit	Logical interface for this session.	All levels

Table 321: show services l2tp session Output Fields (*continued*)

Field Name	Field Description	Level of Output
Call serial number	Unique serial number assigned to the call.	extensive
Policer bandwidth	Maximum policer bandwidth configured for this session.	extensive
Policer burst size	Maximum policer burst size configured for this session.	extensive
Firewall filter	Configured firewall filter name.	extensive
Session encapsulation overhead	Overhead allowance configured for this session, in bytes.	extensive
Session cell overhead	Cell overhead activation (On or Off).	extensive
Create time	Date and time when the call was created.	extensive
Up time	Length of time elapsed since the call became active, in hours, minutes, and seconds.	extensive
Idle time	Length of time elapsed since the call became idle, in hours, minutes, and seconds.	extensive
Statistics since	Date and time when collection of the following statistics began: <ul style="list-style-type: none"> • Control Tx—Amount of control information transmitted, in packets and bytes. • Control Rx—Amount of control information received, in packets and bytes. • Data Tx—Amount of data transmitted, in packets and bytes. • Data Rx—Amount of data received, in packets and bytes. • Errors Tx—Number of errors transmitted, in packets. • Errors Rx—Number of errors received, in packets. • LCP echo req Tx—Number of LCP echo requests transmitted, in packets. • LCP echo req Rx—Number of LCP echo requests received, in packets. • LCP echo rep Tx—Number of LCP echo responses transmitted, in packets. • LCP echo rep Rx—Number of LCP echo responses received, in packets. • LCP echo Req timeout—Number of LCP echo requests that timed out. • LCP echo Req error—Number of errors received for LCP echo packets. • LCP echo Rep error—Number of errors transmitted for LCP echo packets. 	extensive

Sample Output

```

show services l2tp session (LNS) user@host> show services l2tp session
Interface: sp-1/2/0, Tunnel group: group1, Tunnel local ID: 8802
Local Remote Interface State Bundle Username
ID ID unit
37966 5 2 Established

```

show services l2tp session (LAC) user@host> show services l2tp session

```
Tunnel local ID: 31889
  Local  Remote  State                Interface  Interface
  ID      ID                               unit       Name
  31694    1   Established          311       pp0
```

show services l2tp session detail (LAC) user@host> show services l2tp session detail

```
Tunnel local ID: 31889
  Session local ID: 31694, Session remote ID: 1, Interface unit: 311
  State: Established, Interface: pp0, Mode: Dedicated
  Local IP: 10.1.1.2:1701, Remote IP: 10.1.1.1:1701
  Local name: ce-lac, Remote name: ce-lns
```

show services l2tp session extensive (LAC) user@host> show services l2tp session extensive

```
Tunnel local ID: 31889
  Session local ID: 31694, Session remote ID: 1
  Interface unit: 311
  State: Established, Mode: Dedicated
  Local IP: 10.10.1.2:1701, Remote IP: 10.10.1.1:1701
  Local name: ce-lac, Remote name: ce-lns
  Tx speed: 0, Rx speed: 0
  Bearer type: 1, Framing type: 1
  LCP renegotiation: N/A, Authentication: None, Interface ID: N/A
  Interface unit: 311, Call serial number: 0
  Policer bandwidth: 0, Policer burst size: 0
  Policer exclude bandwidth: 0, Firewall filter: 0
  Session encapsulation overhead: 0, Session cell overhead: 0
  Create time: Tue Aug 24 14:38:23 2010, Up time: 01:06:25
  Idle time: N/A
```

show services l2tp session extensive (LNS) user@host> show services l2tp session extensive

```
Interface: sp-1/2/0, Tunnel group: group1, Tunnel local ID: 62746
  Session local ID: 56793, Session remote ID: 53304
  State: Established, Bundle ID: 5, Mode: shared
  Local IP: 10.128.1.1:1701, Remote IP: 10.128.1.2:1701
  Username: usr1@juniper_1.net, Assigned IP address: 10.50.2.1/32
  Local MRU: 4000, Remote MRU: 1500, Tx speed: 64000, Rx speed: 64000
  Bearer type: 2, Framing type: 1
  LCP renegotiation: Off, Authentication: CHAP, Interface ID: unit_20
  Interface unit: 20, Call serial number: 4137941434
  Policer bandwidth: 64000, Policer burst size: 51200
  Firewall filter: f1
  Session encapsulation overhead: 16, Session cell overhead: 0n
  Create time: Tue Mar 23 14:13:15 2004, Up time: 01:16:41
  Idle time: 00:00:00
  Statistics since: Tue Mar 23 14:13:13 2004
    Packets  Bytes
  Control Tx      4      88
  Control Rx      2      28
  Data Tx         0        0
  Data Rx       461    29.0k
  Errors Tx       0
  Errors Rx       0

Interface: sp-1/2/0, Tunnel group: group_company_dns, Tunnel local ID: 37266
  Session local ID: 39962, Session remote ID: 53303
  State: Established, Bundle ID: 5, Mode: shared
  Local IP: 10.128.11.1:1701, Remote IP: 10.128.11.2:1701
  Username: usr1@company.com, Assigned IP address: 10.46.2.3/24
```

Local name: router-1, Remote name: router-2
Local MRU: 4470, Remote MRU: 4470, Tx speed: 155000000, Rx speed: 155000000
Bearer type: 2, Framing type: 1
LCP renegotiation: Off, Authentication: CHAP, Interface ID: unit_31
Interface unit: 31, Call serial number: 4137941433
Policer bandwidth: 64000, Policer burst size: 51200
Firewall filter: f1
Create time: Tue Mar 23 14:13:17 2004, Up time: 01:16:39
Idle time: 01:16:36
Statistics since: Tue Mar 23 14:13:15 2004

	Packets	Bytes
Control Tx	6	196
Control Rx	4	150
Data Tx	0	0
Data Rx	1	80
Errors Tx	0	
Errors Rx	0	
LCP echo req Tx	657	
LCP echo req Rx	0	
LCP echo rep Tx	0	
LCP echo rep Rx	657	
LCP echo Req timeout	0	
LCP echo Req error	0	
LCP echo Rep error	0	

show services l2tp summary

Syntax	<code>show services l2tp summary</code> <code><interface sp-fpc/pic/port></code>
Release Information	Command introduced before Junos OS Release 7.4.
Description	(M10i and M7i routers only) Display Layer 2 Tunneling Protocol (L2TP) summary information for LNS. (MX Series routers only) Display L2TP summary information for LAC and LNS.
Options	none —(M10i and M7i routers only) Display complete L2TP summary information for all adaptive services interfaces. (MX Series routers only) Display complete L2TP summary information for all inline services interfaces. interface sp-fpc/pic/port —(Optional) Display L2TP summary information for only the specified adaptive services interface. This option is not available for L2TP on MX Series routers.
Required Privilege Level	view
List of Sample Output	show services l2tp summary (LAC) on page 1890 show services l2tp summary (LAC on MX Series routers) on page 1890 show services l2tp summary (LNS on MX Series routers) on page 1890 show services l2tp summary (LNS on M Series routers) on page 1890
Output Fields	Table 322 on page 1888 lists the output fields for the show services l2tp summary command. Output fields are listed in the approximate order in which they appear.

Table 322: show services l2tp summary Output Fields

Field Name	Field Description
Failover within a preference level	State of this tunnel selection method on the LAC. When enabled, tunnel selection fails over within a preference level. When disabled, tunnel selection drops to the next lower preference level. Not displayed for LNS on M Series routers.
Weighted load balancing	State of this tunnel selection method on the LAC. When enabled, the maximum session limit of a tunnel determines its weight within a preference level. Tunnel selection proceeds from greatest to least weight. When disabled, selection defaults to a round robin method. Not displayed for LNS on M Series routers.
Tunnel authentication challenge	State of tunnel authentication, indicating whether the LAC and LNS exchange an authentication challenge and response during the establishment of the tunnel. The state is Enabled when a secret is configured in the tunnel profile or on the RADIUS server in the Tunnel-Password attribute [69]. The state is Disabled when the secret is not present. Not displayed for LNS on M Series routers.

Table 322: show services l2tp summary Output Fields (*continued*)

Field Name	Field Description
Calling number avp	When the state is Enabled , the LAC includes the value of the Calling Number AVP 22 in ICRQ packets sent to the LNS. When the state is Disabled , the attribute is not sent to the LNS. Not displayed for LNS on M Series routers.
Failover Protocol	When the state is enabled, the LAC operates in the default <i>failover-protocol-fall-back-to-silent-failover</i> manner. When the state is disabled, the disable-failover-protocol statement has been issued and the LAC operates only in silent failover mode. Not displayed for LNS on M Series routers.
Tunnel assignment id	<p>Format of the tunnel name.</p> <p>Format of the tunnel name, based on RADIUS attributes returned from the AAA server:</p> <ul style="list-style-type: none"> • authentication-id—Name consists of only Tunnel Assignment-Id [82]. This is the default value. • client-server-id—Name is a combination of Tunnel-Client-Auth-Id [90], Tunnel-Server-Endpoint [67], and Tunnel-Assignment-Id [82]. This format is available only on MX Series routers.
Max Retransmissions for Established Tunnel	Maximum number of times control messages are retransmitted for established tunnels.
Max Retransmissions for Not Established Tunnel	Maximum number of times control messages are retransmitted for tunnels that are not established.
Tunnel Idle Timeout	Period that a tunnel can be inactive—that is, carrying no traffic—before it times out and is torn down.
Destruct Timeout	Period that the router attempts to maintain dynamic destinations, tunnels, and sessions after they have been destroyed.
Destinations	Number of L2TP destinations for the LAC. Not displayed for LNS on M Series routers.
Tunnels	Number of L2TP tunnels established on the router.
Sessions	Number of L2TP sessions established on the router.
Control	Count of L2TP control packets and bytes sent and received.
Data	Count of L2TP data packets and bytes sent and received.
Errors	Count of L2TP error packets and bytes sent and received.

Sample Output

```

show services l2tp summary (LAC)
user@host> show services l2tp summary
Failover within a preference level is Disabled
Weighted load balancing is Enabled
Tunnel authentication challenge is Enabled
Calling number avp is Enabled
Failover Protocol is Disabled
Tunnel assignment id format is authentication-id
Destinations: 1 Tunnels: 1, Sessions: 1
  Tx packets  Rx packets  Memory (bytes)
Control    260           144      11513856
Data       7.5k        16.9k        8.3k
Errors           0           0

show services l2tp summary (LAC on MX Series routers)
user@host> show services l2tp summary
Failover within a preference level is Disabled
Weighted load balancing is Disabled
Tunnel authentication challenge is Enabled
Calling number avp is Enabled
Failover Protocol is Disabled
Tx Connect speed method is advisory
Tunnel assignment id format is assignment-id
Max Retransmissions for Established Tunnel is 7
Max Retransmissions for Not Established Tunnel is 5
Tunnel Idle Timeout is 60 seconds
Destruct Timeout is 300 seconds
Destinations: 0, Tunnels: 0, Sessions: 0
  Tx packets  Rx packets  Memory (bytes)
Control         0           0      40886272
Data            0           0           0
Errors          0           0

show services l2tp summary (LNS on MX Series routers)
user@host> show services l2tp summary
Failover within a preference level is Disabled
Weighted load balancing is Disabled
Tunnel authentication challenge is Enabled
Calling number avp is Enabled
Failover Protocol is Enabled
Tx Connect speed method is advisory
Destinations: 4, Tunnels: 19, Sessions: 65
  Tx packets  Rx packets  Memory (bytes)
Control     288         168      103931904
Data         0           0           0
Errors       0           0

show services l2tp summary (LNS on M Series routers)
user@host> show services l2tp summary
Tunnels: 2, Sessions: 2, Errors: 0
  Tx packets  Rx packets  Memory (bytes)
Control     6k           9k        688k
Data       70k          70k       3054

```


show services l2tp tunnel

Syntax	<pre>show services l2tp tunnel <brief detail extensive statistics> <interface sp-fpc/pic/port> <local-gateway gateway-address> <local-gateway-name gateway-name> <local-tunnel-id tunnel-id> <peer-gateway gateway-address> <peer-gateway-name gateway-name> <tunnel-group group-name></pre>
Release Information	Command introduced before Junos OS Release 7.4.
Description	<p>(M10i and M7i routers only) Display a list of active Layer 2 Tunneling Protocol (L2TP) tunnels for LNS.</p> <p>(MX Series routers only) Display a list of active L2TP tunnels for LAC and LNS.</p>
Options	<p>none—Display standard information about all active L2TP tunnels.</p> <p>brief detail extensive statistics—(Default) Display the specified level of output. Use the statistics option to display L2TP tunnel statistics.</p> <p>interface sp-fpc/pic/port—(Optional) Display L2TP tunnel information for only the specified adaptive services interface. This option is not available for L2TP on MX Series routers.</p> <p>local-gateway gateway-address—(Optional) Display L2TP tunnel information for only the specified local gateway address.</p> <p>local-gateway-name gateway-name—(Optional) Display L2TP tunnel information for only the specified local gateway name.</p> <p>local-tunnel-id tunnel-id—(Optional) Display L2TP tunnel information for only the specified local tunnel identifier.</p> <p>peer-gateway gateway-address—(Optional) Display L2TP tunnel information for only the specified peer gateway address.</p> <p>peer-gateway-name gateway-name—(Optional) Display L2TP tunnel information for only the specified peer gateway name.</p> <p>tunnel-group group-name—(Optional) Display L2TP tunnel information for only the specified tunnel group.</p>
Required Privilege Level	view
List of Sample Output	<p>show services l2tp tunnel (LAC) on page 1893</p> <p>show services l2tp tunnel detail (LAC) on page 1893</p> <p>show services l2tp tunnel extensive (LAC) on page 1893</p> <p>show services l2tp tunnel extensive (LNS on M Series Routers) on page 1894</p>

[show services l2tp tunnel extensive \(LNS on MX Series Routers\) on page 1894](#)

Output Fields [Table 323 on page 1892](#) lists the output fields for the **show services l2tp tunnel** command. Output fields are listed in the approximate order in which they appear.

Table 323: show services l2tp tunnel Output Fields

Field Name	Field Description
Interface	(LNS only) Name of an adaptive services interface.
Tunnel group	(LNS only) Name of a tunnel group.
Local ID	<p>On the LNS, number assigned by the LNS that identifies the local endpoint of the tunnel relative to the LNS: the LNS.</p> <p>On the LAC, number assigned by the LAC that identifies the local endpoint of the tunnel relative to the LAC: the LAC.</p>
Remote ID	<p>On the LNS, number assigned by the LAC that identifies the remote endpoint of the tunnel relative to the LNS: the LAC.</p> <p>On the LAC, number assigned by the LNS that identifies the remote endpoint of the tunnel relative to the LAC: the LNS.</p>
Remote IP	IP address of the peer endpoint of the tunnel.
Sessions	Number of L2TP sessions established through the tunnel.
State	<p>State of the L2TP tunnel:</p> <ul style="list-style-type: none"> • cc_responder_accept_new—The tunnel has received and accepted the start control connection request (SCCRQ). • cc_responder_reject_new—The tunnel has received and rejected the SCCRQ. • cc_responder_idle—The tunnel has just been created. • cc_responder_wait_ctl_conn—The tunnel has sent the start control connection response (SCCRP) and is waiting for the start control connection connected (SCCCN) message. • clean-up—The tunnel is being cleaned up. • closed—The tunnel is being closed. • destroyed—The tunnel is being destroyed. • Established—The tunnel is operating. This is the only state supported for the LAC. • Terminate—The tunnel is terminating. • Unknown—The tunnel is not connected to the router.
Tunnel Name	(LAC only) Name of the created tunnel. This value includes the destination name followed by the value of the RADIUS Tunnel-Assignment-ID VSA [82].
Local IP	IP address of the local endpoint of the tunnel.
Local name	Name used for local tunnel endpoint during tunnel negotiation.
Remote name	Name used for remote tunnel endpoint during tunnel negotiation.

Table 323: show services l2tp tunnel Output Fields (*continued*)

Field Name	Field Description
Effective Peer Resync Mechanism	(LAC only) Peer resynchronization mechanism (PRM) in effect for the tunnel: <ul style="list-style-type: none"> • Failover protocol • Silent failover—Recovery takes place in the failed endpoint only using the proprietary silent failover protocol.
Max sessions	Maximum number of sessions that can be established on this tunnel.
Window size	Number of control messages that can be sent without receipt of an acknowledgment.
Hello interval	Interval between the transmission of hello messages, in seconds.
Create time	Date and time when the tunnel was created. While the LNS and LAC are connected, this value should correspond to the router's uptime. If connection to the LAC is severed, the State changes to Unknown and the Create time value resets.
Up time	Amount of time elapsed since the tunnel became active, in hours, minutes, and seconds.
Idle time	Amount of time elapsed since the tunnel became idle, in hours, minutes, and seconds.
Statistics since	Date and time when collection of the following statistics began: <ul style="list-style-type: none"> • Control Tx—Amount of control information transmitted, in packets and bytes. • Control Rx—Amount of control information received, in packets and bytes. • Data Tx—Amount of data transmitted, in packets and bytes. • Data Rx—Amount of data received, in packets and bytes. • Errors Tx—Number of errors transmitted, in packets. • Errors Rx—Number of errors received, in packets.

Sample Output

```

show services l2tp tunnel (LAC)  user@host> show services l2tp tunnel
                                Local ID Remote ID Remote IP      Sessions State
                                17185      1  10.10.1.1:1701          1  Established

show services l2tp tunnel detail (LAC) user@host> show services l2tp tunnel detail
Tunnel local ID: 31889, Tunnel remote ID: 1
Remote IP: 100.1.1.1:1701
Sessions: 1, State: Established
Tunnel Name: 1/tunnel-to-LNS-1
Local IP: 100.1.1.2:1701
Local name: ce-lac, Remote name: ce-lns
Effective Peer Resync Mechanism: silent failover

show services l2tp tunnel extensive (LAC) user@host> show services l2tp tunnel extensive
Tunnel local ID: 17185, Tunnel remote ID: 1
Remote IP: 10.10.1.1:1701
Sessions: 1, State: Established
Tunnel Name: 2/tunnel-to-LNS-2
Local IP: 100.1.1.2:1701

```

```

Local name: ce-lac, Remote name: ce-lns
Effective Peer Resync Mechanism: failover protocol
Max sessions: 32000, Window size: 4, Hello interval: 60
Create time: Tue Nov 9 15:23:29 2010, Up time: 00:00:26
Idle time: 00:00:00

```

**show services l2tp
tunnel extensive (LNS
on M Series Routers)**

```

user@host> show services l2tp tunnel extensive
Interface: sp-1/2/0, Tunnel group: group1
Tunnel local ID: 62746, Tunnel remote ID: 16930
Remote IP: 10.128.1.2:1701
Sessions: 1, State: Established
Local IP: 10.128.1.1:1701
Local name: router-1, Remote name: router-2
Max sessions: 50, Window size: 32, Hello interval: 60
Create time: Tue Mar 23 14:13:15 2004, Up time: 01:14:58
Idle time: 00:00:07
Statistics since: Tue Mar 23 14:13:13 2004

```

	Packets	Bytes
Control Tx	80	1152
Control Rx	3	272
Data Tx	0	0
Data Rx	450	28.0k
Errors Tx	0	
Errors Rx	0	

```

Interface: sp-1/2/0, Tunnel group: group_company_dns
Tunnel local ID: 37266, Tunnel remote ID: 36217
Remote IP: 10.128.11.2:1701
Sessions: 1, State: Established
Local IP: 10.128.11.1:1701
Local name: router-1, Remote name: router-2
Max sessions: unlimited, Window size: 32, Hello interval: 60
Create time: Tue Mar 23 14:13:15 2004, Up time: 01:14:59
Idle time: 01:14:55
Statistics since: Tue Mar 23 14:13:13 2004

```

	Packets	Bytes
Control Tx	81	1164
Control Rx	3	273
Data Tx	0	0
Data Rx	1	80
Errors Tx	0	
Errors Rx	0	

**show services l2tp
tunnel extensive (LNS
on MX Series Routers)**

```

user@host> show services l2tp tunnel extensive
Tunnel local ID: 40553, Tunnel remote ID: 1
Remote IP: 192.168.1.3:1701
Sessions: 1, State: Established
Tunnel Name: 3/1838
Local IP: 10.1.1.2:1701
Local name: lns-mx960, Remote name: testlac
Effective Peer Resync Mechanism: silent failover
Max sessions: 60000, Window size: 4, Hello interval: 60
Create time: Mon Apr 25 20:27:50 2011, Up time: 00:01:11
Idle time: 00:00:00, ToS Reflect: Enabled
Tunnel Group Name: tg1
Statistics since: Mon Apr 25 20:27:50 2011

```

	Packets	Bytes
Control Tx	4	219
Control Rx	4	221
Data Tx	0	0
Data Rx	6	64

Errors Tx	0
Errors Rx	

show services l2tp user

Syntax	show services l2tp user <brief detail extensive statistics> <user <i>username</i> >
Release Information	Command introduced before Junos OS Release 7.4.
Description	(M10i and M7i routers only) Display a list of active Layer 2 Tunneling Protocol (L2TP) users.
Options	<p>none—Display all active L2TP users.</p> <p>brief detail extensive statistics—(Optional) Display the specified level of output. Use the statistics option to display L2TP user statistics.</p> <p>user <i>username</i>—(Optional) Display L2TP user information for only the specified username.</p>
Required Privilege Level	view
List of Sample Output	show services l2tp user extensive on page 1898
Output Fields	<p>Table 324 on page 1896 lists the output fields for the show services l2tp user command. Output fields are listed in the approximate order in which they appear.</p>

Table 324: show services l2tp user Output Fields

Field Name	Field Description
Interface	Name of an adaptive services interface.
Tunnel group	Name of a tunnel group.
Tunnel local ID	Local identifier of the tunnel, as assigned by the L2TP network server (LNS).
Session local ID	Local identifier of the session, as assigned by the L2TP network server (LNS).
Session remote ID	Remote identifier of the session, as assigned by the L2TP access concentrator (LAC).
State	<p>State of the L2TP session:</p> <ul style="list-style-type: none"> • Established—The session is operating. • closed—The session is being closed. • destroyed—The session is being destroyed. • clean-up—The session is being cleaned up. • lns-ic-accept-new—A new session is being accepted. • lns-ic-idle—The session has been created and is idle. • lns-ic-reject-new—The new session is being rejected. • lns-ic-wait-connect—The session is waiting for the peer's incoming call connected (ICCN) message.

Table 324: show services l2tp user Output Fields (*continued*)

Field Name	Field Description
Mode	Mode of the interface representing the session: shared or exclusive .
Local IP	IP address of the local endpoint of the tunnel.
Remote IP	IP address of the peer endpoint of the tunnel.
Username	Name of the user logged in to the session.
Assigned IP address	IP address assigned to remote client.
Local name	Name of the local device.
Remote name	Name of the remote device.
Local MRU	Maximum receive unit (MRU) setting of the local device, in bytes.
Remote MRU	MRU setting of the remote device, in bytes.
Tx speed	Transmit speed of the tunnel session, in bps.
Rx speed	Receive speed of the tunnel session, in bps.
Bearer type	Type of bearer enabled: <ul style="list-style-type: none"> • 0—Might indicate that the call was not received over a physical link (for example, when the LAC and PPP are located in the same subsystem) • 1—Digital access requested • 2—Analog access requested • 4—Asynchronous Transfer Mode (ATM) bearer support
Framing type	Type of framing enabled: <ul style="list-style-type: none"> • 1—Synchronous framing • 2—Asynchronous framing
LCP renegotiation	Whether Link Control Protocol (LCP) renegotiation is configured: On or Off .
Authentication	Type of authentication algorithm used: Challenge Handshake Authentication Protocol (CHAP) or Password Authentication Protocol (PAP).
Interface ID	Name of the logical unit.
Interface unit	Logical unit number.
Call serial number	Unique serial number assigned to the call.
Create time	Date and time when the call was created.

Table 324: show services l2tp user Output Fields (*continued*)

Field Name	Field Description
Up time	Amount of time elapsed since the call became active, in hours, minutes, and seconds.
Idle time	Amount of time elapsed since the call became idle, in hours, minutes, and seconds.
Statistics since	<p>Date and time when collection of the following statistics began:</p> <ul style="list-style-type: none"> • Control Tx—Amount of control information transmitted, in packets and bytes. • Control Rx—Amount of control information received, in packets and bytes. • Data Tx—Amount of data transmitted, in packets and bytes. • Data Rx—Amount of data received, in packets and bytes. • Errors Tx—Number of errors transmitted, in packets. • Errors Rx—Number of errors received, in packets.

Sample Output

```

show services l2tp user extensive user@host> show services l2tp user extensive
extensive
Interface: sp-1/2/0, Tunnel group: group1, Tunnel local ID: 62746
Session local ID: 56793, Session remote ID: 53304
State: Established, Mode: shared
Local IP: 10.128.1.1:1701, Remote IP: 10.128.1.2:1701
Username: usr1@juniper_1.net, Assigned IP address: 10.50.2.1/32
Local name: router-1, Remote name: router-2
Local MRU: 4000, Remote MRU: 1500, Tx speed: 64000, Rx speed: 64000
Bearer type: 2, Framing type: 1
LCP renegotiation: Off, Authentication: CHAP, Interface ID: unit_20
Interface unit: 20, Call serial number: 4137941434
Create time: Tue Mar 23 14:13:15 2004, Up time: 01:16:41
Idle time: 00:00:00
Statistics since: Tue Mar 23 14:13:13 2004
      Packets      Bytes
Control Tx         4         88
Control Rx         2         28
Data Tx            0          0
Data Rx          461       29.0k
Errors Tx          0
Errors Rx          0
Interface: sp-1/2/0, Tunnel group: group_company_dns, Tunnel local ID: 37266
Session local ID: 39962, Session remote ID: 53303
State: Established, Username: usr1@company_dns.com, Mode: shared
Local IP: 10.128.11.1:1701, Remote IP: 10.128.11.2:1701
Username: usr1@company_dns.com, Assigned IP address: 10.48.1.1/32
Local name: router-1, Remote name: router-2
Local MRU: 4470, Remote MRU: 4470, Tx speed: 155000000,
Rx speed: 155000000
Bearer type: 2, Framing type: 1
LCP renegotiation: Off, Authentication: CHAP, Interface ID: unit_31
Interface unit: 31, Call serial number: 4137941433
Create time: Tue Mar 23 14:13:17 2004, Up time: 01:16:39
Idle time: 01:16:36
Statistics since: Tue Mar 23 14:13:15 2004
      Packets      Bytes
Control Tx         6        196
Control Rx         4        150

```


Data Tx	0	0
Data Rx	1	80
Errors Tx	0	
Errors Rx	0	

test services l2tp tunnel

Syntax	test services l2tp tunnel user <i>user-name</i> <password <i>user-password</i>> <tunnel-name <i>name</i>>
Release Information	Command introduced in Junos OS Release 11.4.
Description	(MX Series routers only) Test and verify Layer 2 Tunneling Protocol (L2TP) tunnel configurations from the L2TP access concentrator (LAC). The test determines whether the user can be authenticated and tunneled according to the L2TP configuration. The establishment of all tunnels associated with the user is tested. You can optionally specify a particular tunnel to test for the user.
Options	<p>user <i>user-name</i>—Name of the user under test. You must use an existing configured username, although it can be created solely for testing a tunnel configuration.</p> <p>password <i>user-password</i>—(Optional) Authentication password for the specified user. If you omit this option, the test generates a dummy password—<i>testpass</i>—for the user.</p> <p>tunnel-name <i>name</i>—(Optional) Name of a tunnel to test.</p>
Required Privilege Level	view
Related Documentation	<ul style="list-style-type: none"> Testing L2TP Tunnel Configurations from the LAC
List of Sample Output	test services l2tp tunnel (User authentication fails) on page 1901 test services l2tp tunnel (Multiple tunnels tested) on page 1901 test services l2tp tunnel (Specific tunnel tested) on page 1901
Output Fields	Table 325 on page 1900 lists the output fields for the test services l2tp tunnel command. Output fields are listed in the approximate order in which they appear.

Table 325: test services l2tp tunnel Output Fields

Field Name	Field Description
Tunnel-name	Name of the tunnel as configured in the local tunnel profile.
Tunnel-peer	IP address of the tunnel's remote peer (the L2TP network server [LNS]).
Logical-System	Logical system in which the tunnel is created.
Routing-Instance	Routing instance in which the tunnel is created.
Status	Status of the tunnel.

Sample Output

```

test services l2tp tunnel (User authentication fails)
user@host> test services l2tp tunnel user testuser@example.com
Subscriber: testuser@example.com, authentication failed

test services l2tp tunnel (Multiple tunnels tested)
user@host> test services l2tp tunnel user testuser@example.com
Subscriber: testuser@example.com, authentication success, l2tp tunneled
  Tunnel-name  Tunnel-peer  Logical-System  Routing-Instance  Status
  test1tunnel  192.168.2.3   default         default           Up
  test2tunnel  172.24.3.3    default         default           Peer unresponsive

  test3tunnel  172.24.5.1    default         test              Up

test services l2tp tunnel (Specific tunnel tested)
user@host> test services l2tp tunnel user testuser@example.com tunnel-name test1tunnel
Subscriber: testuser@example.com, authentication success, l2tp tunneled
  Tunnel-name  Tunnel-peer  Logical-System  Routing-Instance  Status
  test1tunnel  192.168.2.3   default         default           Up

```


Link Services Operational Mode Commands

Table 326 on page 1903 summarizes the command-line interface (CLI) commands you can use to monitor and troubleshoot Link Services IQ (LSQ) PICs.

Table 326: Link Services Operational Mode Commands

Task	Command
Display information about Link Services IQ (LSQ) PIC CPU usage.	<code>show services link-services cpu-usage</code>



NOTE: LSQ functionality is supported on the adaptive services interface on the following routers:

- J Series routers—`ls-pim/0/slot`
- M Series and T Series routers—`lsq-fpc/pic/port`



NOTE: For information about how to configure link services, see the *Junos OS Services Interfaces Configuration Guide*.

show services link-services cpu-usage

Syntax	show services link-services cpu-usage <brief detail> <interface <i>interface-name</i> >
Release Information	Command introduced in Junos OS Release 8.4.
Description	(M Series and T Series routers only) Display information about Link Services IQ (LSQ) CPU usage.
Options	<p>none—Display standard information about CPU usage for all LSQ interfaces.</p> <p>brief detail—(Optional) Display the specified level of output.</p> <p>interface <i>interface-name</i>—(Optional) Display information about the specified LSQ interface.</p>
Required Privilege Level	view
List of Sample Output	show services link-services cpu-usage brief (AS PIC) on page 1906 show services link-services cpu-usage brief (MultiServices PIC) on page 1906 show services link-services cpu-usage detail (AS PIC) on page 1906 show services link-services cpu-usage detail (MultiServices PIC) on page 1907
Output Fields	Table 327 on page 1904 lists the output fields for the show services link-services cpu-usage command. Output fields are listed in the approximate order in which they appear.

Table 327: show services link-services cpu-usage Output Fields

Field Name	Field Description	Level of Output
Role	CPU functional category.	brief
1 Second Average	Percentage of usage during 1-second duration.	All levels
5 Second Average	Percentage of usage during 5-second duration.	All levels
QoS	Quality of service (QoS) CPU, which takes care of queuing and scheduling of incoming IP packets on a per-bundle basis. It schedules packets with higher QoS values first.	All levels
Sequencer	Assigns sequence numbers to outgoing MLPPP fragments and interleaves link fragmentation and interleaving (LFI) traffic.	All levels
Load Balancer	Distributes load across different fragmenter CPUs.	All levels
Fragmenter	Main LSQ CPU; fragments IP packets into MLPPP fragments and also reassembles MLPPP fragments into IP packets.	All levels
Total	Sum of all CPU functions.	brief

Table 327: show services link-services cpu-usage Output Fields (*continued*)

Field Name	Field Description	Level of Output
Idle	Counts idle cycles when the CPU does not have any work.	detail
Timer	Takes care of periodic events driven by a timer, such as timeouts.	detail
System	System housekeeping thread.	detail
Input (QoS)	Acquires and queues incoming IP frames from hardware interfaces.	detail
Output (QoS)	Sends scheduled frames to the next processing CPU.	detail
Output Frags (QoS)	Sends outstanding frames to the fragmenter CPU.	detail
Bypass (QoS)	Sends outstanding frames for LFI.	detail
Free frame (QoS)	Frees dropped frames.	detail
CPUnumber	Identifier number of specific CPU.	detail
Drop (Fragmenter)	Drops frames that have been marked by the QoS CPU.	detail
Frag (Fragmenter)	Fragments IP frames into MLPPP fragments.	detail
Reass (Fragmenter)	Reassembles MLPPP fragments into IP frames.	detail
Freeback (Fragmenter)	Handles freeback of credits from other CPUs (MultiServices PICs only).	detail
Input LFI (Sequencer)	Receives LFI traffic from QoS CPU and transmits it with strict priority over MLPPP.	detail
Input Frag (Sequencer)	Receives MLPPP fragments from fragmenter CPUs, assigns sequence numbers, and appends MLPPP headers.	detail
Output Frag (Sequencer)	Load-balances and transmits fragments across links.	detail
Retry (Sequencer)	Retries transmission if hardware was busy in the previous attempt.	detail
Input Alloc (Load Balancer)	Acquires frames from hardware interfaces and validates them.	detail
Input (Load Balancer)	Performs error and sanity checks and check frames for PortMapping.	detail
Output (Load Balancer)	Sends frame to next processing CPU.	detail

Table 327: show services link-services cpu-usage Output Fields (*continued*)

Field Name	Field Description	Level of Output
Freeback (Load Balancer)	Handles freeback of credits from other CPUs.	detail

Sample Output

```

show services user@host> show services link-services cpu-usage interface lsq-0/0/0 brief
link-services Role 1 Second Average 5 Second Average
cpu-usage brief (AS QoS 1.0% 1.0%
PIC) Sequencer 0.1% 0.1%
Fragmenter 0.1% 0.1%
Total 0.1% 0.1%

show services user@host> show services link-services cpu-usage interface lsq-0/0/0 brief
link-services Role 1 Second Average 5 Second Average
cpu-usage brief QoS 0.1% 0.1%
(MultiServices PIC) Fragmenter 0.1% 0.1%
Load Balancer 0.0% 0.0%
Total 0.1% 0.1%

show services user@host> show services link-services cpu-usage interface lsq-0/0/0 detail
link-services QoS Idle Timer System Input Output Output Bypass Free
cpu-usage detail (AS PIC) Frame
CPU0 99.1% 0.9% 0.0% 0.0% 0.0% 0.0% 0.0% 0.0%
CPU1 99.8% 0.1% 0.0% 0.0% 0.0% 0.0% 0.0% 0.0%
1 sec ave 99.5% 0.5% 0.0% 0.0% 0.0% 0.0% 0.0% 0.0%
5 sec ave 99.5% 0.5% 0.0% 0.0% 0.0% 0.0% 0.0% 0.0%

Fragmenter Idle Timer System Drop Frag Reass Free
back
CPU0 96.6% 0.1% 0.0% 0.0% 0.0% 3.3% 0.0%
CPU1 99.9% 0.1% 0.0% 0.0% 0.0% 0.0% 0.0%
CPU2 99.9% 0.1% 0.0% 0.0% 0.0% 0.0% 0.0%
CPU3 99.9% 0.1% 0.0% 0.0% 0.0% 0.0% 0.0%
CPU4 99.9% 0.1% 0.0% 0.0% 0.0% 0.0% 0.0%
CPU5 99.9% 0.1% 0.0% 0.0% 0.0% 0.0% 0.0%
CPU6 99.9% 0.1% 0.0% 0.0% 0.0% 0.0% 0.0%
CPU7 99.9% 0.1% 0.0% 0.0% 0.0% 0.0% 0.0%
CPU8 99.9% 0.1% 0.0% 0.0% 0.0% 0.0% 0.0%
1 sec ave 99.5% 0.1% 0.0% 0.0% 0.0% 0.4% 0.0%
5 sec ave 99.5% 0.1% 0.0% 0.0% 0.0% 0.4% 0.0%

Sequencer Idle System Input Input Output Retry
LFI Frag Frag
CPU0 99.9% 0.1% 0.0% 0.0% 0.0% 0.0%
CPU1 100.0% 0.0% 0.0% 0.0% 0.0% 0.0%
1 sec ave 99.9% 0.1% 0.0% 0.0% 0.0% 0.0%
5 sec ave 99.9% 0.1% 0.0% 0.0% 0.0% 0.0%

```



```

show services user@host> show services link-services cpu-usage interface lsq-0/0/0 detail
link-services QoS Idle Timer System Input Output Output Bypass Free
cpu-usage detail Frags frame
(MultiServices PIC)
CPU0 99.9% 0.1% 0.0% 0.0% 0.0% 0.0% 0.0% 0.0%
CPU1 99.9% 0.1% 0.0% 0.0% 0.0% 0.0% 0.0% 0.0%
CPU2 99.9% 0.1% 0.0% 0.0% 0.0% 0.0% 0.0% 0.0%
CPU3 99.9% 0.1% 0.0% 0.0% 0.0% 0.0% 0.0% 0.0%
CPU4 99.9% 0.1% 0.0% 0.0% 0.0% 0.0% 0.0% 0.0%
1 sec ave 99.9% 0.1% 0.0% 0.0% 0.0% 0.0% 0.0%
5 sec ave 99.9% 0.1% 0.0% 0.0% 0.0% 0.0% 0.0%

Fragmenter Idle Timer System Drop Frag Reass Free
back
CPU0 99.9% 0.1% 0.0% 0.0% 0.0% 0.0% 0.0%
CPU1 99.9% 0.1% 0.0% 0.0% 0.0% 0.0% 0.0%
CPU2 99.9% 0.1% 0.0% 0.0% 0.0% 0.0% 0.0%
CPU3 99.9% 0.1% 0.0% 0.0% 0.0% 0.0% 0.0%
CPU4 99.9% 0.1% 0.0% 0.0% 0.0% 0.0% 0.0%
CPU5 99.9% 0.1% 0.0% 0.0% 0.0% 0.0% 0.0%
CPU6 99.9% 0.1% 0.0% 0.0% 0.0% 0.0% 0.0%
CPU7 99.9% 0.1% 0.0% 0.0% 0.0% 0.0% 0.0%
CPU8 99.9% 0.1% 0.0% 0.0% 0.0% 0.0% 0.0%
CPU9 99.9% 0.1% 0.0% 0.0% 0.0% 0.0% 0.0%
CPU10 99.9% 0.1% 0.0% 0.0% 0.0% 0.0% 0.0%
CPU11 99.9% 0.1% 0.0% 0.0% 0.0% 0.0% 0.0%
CPU12 99.9% 0.1% 0.0% 0.0% 0.0% 0.0% 0.0%
CPU13 99.9% 0.1% 0.0% 0.0% 0.0% 0.0% 0.0%
CPU14 99.9% 0.1% 0.0% 0.0% 0.0% 0.0% 0.0%
CPU15 99.9% 0.1% 0.0% 0.0% 0.0% 0.0% 0.0%
CPU16 99.9% 0.1% 0.0% 0.0% 0.0% 0.0% 0.0%
CPU17 99.9% 0.1% 0.0% 0.0% 0.0% 0.0% 0.0%
1 sec ave 99.9% 0.1% 0.0% 0.0% 0.0% 0.0%
5 sec ave 99.9% 0.1% 0.0% 0.0% 0.0% 0.0%

Load-Balancer Idle System Input Input Output Free
Alloc back
CPU0 100.0% 0.0% 0.0% 0.0% 0.0% 0.0%
CPU1 100.0% 0.0% 0.0% 0.0% 0.0% 0.0%
1 sec ave 100.0% 0.0% 0.0% 0.0% 0.0%
5 sec ave 100.0% 0.0% 0.0% 0.0% 0.0%

```


Load Balancing Operational Mode Commands

Table 328 on page 1909 summarizes the command-line interface (CLI) commands you can use to monitor load balancing.

Table 328: Load Balancing Operational Mode Commands

Task	Command
Show information about load balancing on aggregated Multiservices (AMS) interfaces.	<code>show interfaces load-balancing</code>

show interfaces load-balancing

Syntax	show interfaces load-balancing <detail>
Release Information	Command introduced in Junos OS Release 11.4.
Description	Display status information about load balancing on aggregated Multiservices (AMS) interfaces.
Options	none —Display standard information about status of all AMS interfaces. detail —(Optional) Display detailed status of all AMS interfaces.
Required Privilege Level	view
List of Sample Output	show interfaces load-balancing on page 1912 show interfaces load-balancing detail on page 1912
Output Fields	Table 329 on page 1910 lists the output fields for the show interfaces load-balancing (aggregated Multiservices interfaces) command. Output fields are listed in the approximate order in which they appear.

Table 329: Aggregated Multiservices show interfaces load-balancing Output Fields

Field Name	Field Description	Level of Output
Interface	Name of the aggregated Multiservices (AMS) interface.	All levels
State	Status of AMS interfaces: <ul style="list-style-type: none"> • Up—Interface is configured and operational. • Coming Up—Interface is becoming operational. • Wait Timer—Interface is waiting for member interfaces (mams) to come online. • Members Seen—Member interfaces (mams) are available. • Wait for Members—Member interfaces (mams) are not available. 	All levels
Last change	Time elapsed since the last change to the interface.	All levels
Member count	Number of member PICs (mams) that are part of the aggregated interface.	All levels
Members interface	List of all member PICs (mams) that are part of the aggregated interface.	detail
Weight	Weight associated with each member PIC for load balancing. The minimum weight is 1, maximum weight is 100; default weight is 10.	detail

Table 329: Aggregated Multiservices show interfaces load-balancing Output Fields (*continued*)

Field Name	Field Description	Level of Output
State	Status of each member PIC (mams) : <ul style="list-style-type: none">• Invalid—Configured interface is not valid.• Down—Interface is not operational.• Active—Interface is configured and operational.• Discard—Interface has been discarded.• Inactive—Configured interface is not online.• Backup—Interface has been configured as backup.	detail

Sample Output

```
show interfaces user@host> show interfaces load-balancing
load-balancing Interface State      Last change  Member count
                  ams0      Up           1d 00:50     2
                  ams1      Up           00:00:59     2

show interfaces user@host>show interfaces load-balancing detail
load-balancing detail Load-balancing interfaces detail
Interface           : ams0
State               : Up
Last change         : 1d 00:51
Member count        : 2
Members             :
  Interface  Weight  State
  mams-2/0/0  10     Active
  mams-2/1/0  10     Active
```

Mobile IP Operational Mode Commands

Table 330 on page 1913 summarizes the command-line interface (CLI) commands you can use to monitor and troubleshoot Mobile IP services.

Table 330: Mobile IP Operational Mode Commands

Task	Command
Clear information about Mobile IP bindings.	<code>clear mobile-ip binding</code>
Display information about Mobile IP home agent bindings	<code>show mobile-ip home-agent bindings</code>
Display general information about Mobile IP home agent.	<code>show mobile-ip home-agent overview</code>
Display information about traffic specific to Mobile IP home agents.	<code>show mobile-ip home-agent traffic</code>
Display information about Mobile IP home agent virtual networks.	<code>show mobile-ip home-agent virtual-network</code>
Display information about the WiMAX Forum Network Architecture release.	<code>show mobile-ip wimax release</code>



NOTE: For information about how to configure Mobile IP services, see the *Junos OS Subscriber Access Configuration Guide*.

clear mobile-ip binding

Syntax	clear mobile-ip binding (all ip-address <i>ip-address</i> nai <i>nai-string</i>) <logical-system <i>logical-system-name</i> > <routing-instance <i>routing-instance-name</i> >
Release Information	Command introduced in Junos OS Release 9.3.
Description	Clear the Mobile IP binding.
Options	all —Clear all Mobile IP bindings. ip-address <i>ip-address</i> —Clear the Mobile IP bindings for the specified IP home address (HoA). nai <i>nai-string</i> —Clear the Mobile IP bindings for the specified network access identifier. logical-system <i>logical-system-name</i> —(Optional) Clear the Mobile IP bindings for the specified logical system. routing-instance <i>routing-instance-name</i> —(Optional) Clear the Mobile IP bindings for the specified routing instance.
Required Privilege Level	clear
Related Documentation	<ul style="list-style-type: none">• show mobile-ip home-agent bindings on page 1915
List of Sample Output	clear mobile-ip binding on page 1914
Output Fields	When you enter this command, you are provided feedback on the status of your request.

Sample Output

clear mobile-ip binding user@host> clear mobile-ip binding all

show mobile-ip home-agent bindings

Syntax	show mobile-ip home-agent bindings <ip-address <i>ip-address</i> nai <i>nai-string</i> summary> <logical-system <i>logical-system-name</i> > <routing-instance <i>routing-instance-name</i> >
Release Information	Command introduced in Junos OS Release 9.3.
Description	Display information about Mobile IP home agent bindings.
Options	<p>ip-address <i>ip-address</i>—(Optional) Display information for the specified Mobile IP home address.</p> <p>logical-system <i>logical-system-name</i>—(Optional) Display information for the specified logical system.</p> <p>nai <i>nai-string</i>—(Optional) Display information for the specified Mobile IP network access identifier.</p> <p>routing-instance <i>routing-instance-name</i>—(Optional) Display information for the specified routing instance.</p> <p>summary—(Optional) Display only summary (total bindings) information.</p>
Required Privilege Level	view
Related Documentation	<ul style="list-style-type: none"> • clear mobile-ip binding on page 1914 • show mobile-ip home-agent overview on page 1918 • show mobile-ip home-agent traffic on page 1919 • show mobile-ip home-agent virtual-network on page 1921 • show mobile-ip wimax release on page 1923
List of Sample Output	show mobile-ip home-agent bindings on page 1916 show mobile-ip home-agent bindings ip-address on page 1916 show mobile-ip home-agent bindings nai on page 1917 show mobile-ip home-agent bindings summary on page 1917
Output Fields	Table 331 on page 1915 lists the output fields for the show mobile-ip home-agent bindings command. Output fields are listed in the approximate order in which they appear.

Table 331: show mobile-ip home-agent bindings Output Fields

Field Name	Field Description
Home Address	Home address of the mobile node.
NAI	Network access identifier of the mobile node.

Table 331: show mobile-ip home-agent bindings Output Fields (*continued*)

Field Name	Field Description
Home agent	Home agent address of the mobile node.
Care-of-address	Care of address used by the mobile node.
Lifetime Granted	Lifetime granted for the mobile node.
Lifetime Remaining	Remaining lifetime for the mobile node.
Tunnel Type	Type of tunnel requested by the mobile node.
Tunnel ID	Tunnel ID the mobile node is using.
Tunnel Source	Tunnel source address the mobile node is using.
Tunnel Destination	Tunnel destination address the mobile node is using.
Identification	Identification value received from the mobile node.
Revocation Support	Whether registration revocation is supported for this binding.
Notify MN	Whether mobile node notification has been negotiated.
Total Bindings	Total number of Mobile IP home agent bindings.

Sample Output

```

show mobile-ip home-agent bindings
user@host> show mobile-ip home-agent bindings
Home address  NAI           Home agent  Care-of-address
10.1.1.3      abcde@def.com  10.1.1.1   50.50.50.1
30.1.1.3      -              55.55.55.1 50.50.50.1
20.1.1.3      def@def.com    20.1.1.1   60.50.50.1

show mobile-ip home-agent bindings ip-address
user@host> show mobile-ip home-agent bindings ip-address 10.1.1.3
Home address      : 10.1.1.3
NAI               : abcde@def.com
Home agent        : 10.1.1.1
Care-of-address    : 50.50.50.1
Lifetime Granted   : 180
Lifetime Remaining : 20
Tunnel Type        : IP-IP
Tunnel ID          : 10
Tunnel Source      : 10.1.1.1
Tunnel Destination : 50.50.50.1
Identification     : ABCD1234.4321ABCD
Revocation Support : Enabled
Notify MN of Revocation : Enabled

```

```
show mobile-ip user@host> show mobile-ip home-agent bindings nai abcde@def.com
home-agent bindings
nai
  Home address      : 10.1.1.3
  NAI               : abcde@def.com
  Home agent       : 10.1.1.1
  Care-of-address  : 50.50.50.1
  Lifetime Granted : 180
  Lifetime Remaining : 20
  Tunnel Type      : IP-IP
  Tunnel ID       : 10
  Tunnel Source    : 10.1.1.1
  Tunnel Destination : 50.50.50.1
  Identification   : ABCD1234.4321ABCD
  Revocation Support : Enabled
  Notify MN        : Enabled

show mobile-ip user@host> show mobile-ip home-agent bindings summary
home-agent bindings
summary
Total bindings : 3
```

show mobile-ip home-agent overview

Syntax	show mobile-ip home-agent overview <logical-system <i>logical-system-name</i> > <routing-instance <i>routing-instance-name</i> >
Release Information	Command introduced in Junos OS Release 9.3.
Description	Display overview information for Mobile IP home agent.
Options	<p>logical-system <i>logical-system-name</i>—(Optional) Display information for the specified logical system.</p> <p>routing-instance <i>routing-instance-name</i>—(Optional) Display information for the specified routing instance.</p>
Required Privilege Level	view
Related Documentation	<ul style="list-style-type: none"> • show mobile-ip home-agent bindings on page 1915 • show mobile-ip home-agent traffic on page 1919 • show mobile-ip home-agent virtual-network on page 1921 • show mobile-ip wimax release on page 1923
List of Sample Output	show mobile-ip home-agent overview on page 1918
Output Fields	Table 332 on page 1918 lists the output fields for the show mobile-ip home-agent overview command. Output fields are listed in the approximate order in which they appear.

Table 332: show mobile-ip home-agent overview Output Fields

Field Name	Field Description
Status	Total number of registration requests received.
Service Enabled on	Total number of registration requests forwarded.
Home Agents	Total number of registration requests denied.
Authentication	Total number of registration replies sent.

Sample Output

```

show mobile-ip home-agent overview
user@host> show mobile-ip home-agent overview
Status           : Active
Service Enabled on : ge-0/0/3.0, ge-0/0/2.0
Home agents      : 10.1.1.1, 20.1.1.1, 55.55.55.1
Authentication    : AAA

```

show mobile-ip home-agent traffic

Syntax	show mobile-ip home-agent traffic <logical-system <i>logical-system-name</i> > <routing-instance <i>routing-instance-name</i> >
Release Information	Command introduced in Junos OS Release 9.3.
Description	Display information about Mobile IP home agent protocol statistics.
Options	<p>logical-system <i>logical-system-name</i>—(Optional) Display information for the specified logical system.</p> <p>routing-instance <i>routing-instance-name</i>—(Optional) Display information for the specified routing instance.</p>
Required Privilege Level	view
Related Documentation	<ul style="list-style-type: none"> • show mobile-ip home-agent bindings on page 1915 • show mobile-ip home-agent overview on page 1918 • show mobile-ip home-agent virtual-network on page 1921 • show mobile-ip wimax release on page 1923
List of Sample Output	show mobile-ip home-agent traffic on page 1920
Output Fields	Table 333 on page 1919 lists the output fields for the show mobile-ip home-agent traffic command. Output fields are listed in the approximate order in which they appear.

Table 333: show mobile-ip home-agent traffic Output Fields

Field Name	Field Description
Registration request received	Total number of registration requests received.
Registration request forwarded	Total number of registration requests forwarded.
Registration request denied	Total number of registration requests denied.
Registration replies sent	Total number of registration replies sent.
Registration Errors unspecified	Total number of registration requests denied by the home agent for reasons unspecified.

Table 333: show mobile-ip home-agent traffic Output Fields (*continued*)

Field Name	Field Description
Registration Errors Administrative prohibited	Total number of registration requests denied by home agent as “administrative prohibited.”
Registration Errors Insufficient Resource	Total number of registration requests denied by the home agent for insufficient resources.
Registration Errors Bad request form	Total number of registration requests denied by the home agent due to a bad request form.
Registration Errors Too many Bindings	Total number of registration requests denied by the home agent for having too many bindings.
Registration Errors Unknown HA	Total number of registration requests denied by the home agent for having an unknown home agent.
Registration Errors ID mismatch	Total number of registration requests denied by the home agent for having a mismatched ID.
Registration Errors Authentication failed MN	Total number of registration requests denied by the home agent because the mobile node failed authentication.
Registration Errors Authentication failed FA	Total number of registration requests denied by the home agent because the foreign agent failed authentication.

Sample Output

```

show mobile-ip home-agent traffic
user@host> show mobile-ip home-agent traffic
Registration Request
  Received : 10
  Forwarded : 5
  Denied : 5
Registration Replies
  Sent : 5
Registration Errors
  Unspecified : 0
  Administrative prohibited : 0
  Insufficient Resource : 0
  Bad request form : 0
  Too many Bindings : 0
  Unknown HA : 0
  ID mismatch : 0
  Unavailable Reverse tunnel : 0
  Unavailable Encapsulation : 0
  Reverse Tunnel Mandatory : 0
  Authentication failed MN : 0
  Authentication failed FA : 0

```

show mobile-ip home-agent virtual-network

Syntax	show mobile-ip home-agent virtual-network <logical-system <i>logical-system-name</i> > <routing-instance <i>routing-instance-name</i> >
Release Information	Command introduced in Junos OS Release 9.3.
Description	Display information about Mobile IP home agent virtual networks.
Options	<p>logical-system <i>logical-system-name</i>—(Optional) Display information for the specified logical system.</p> <p>routing-instance <i>routing-instance-name</i>—(Optional) Display information for the specified routing instance.</p>
Required Privilege Level	view
Related Documentation	<ul style="list-style-type: none"> • show mobile-ip home-agent bindings on page 1915 • show mobile-ip home-agent overview on page 1918 • show mobile-ip home-agent traffic on page 1919 • show mobile-ip wimax release on page 1923
List of Sample Output	show mobile-ip home-agent virtual-network on page 1922
Output Fields	Table 334 on page 1921 lists the output fields for the show mobile-ip home-agent virtual-network command. Output fields are listed in the approximate order in which they appear.

Table 334: show mobile-ip home-agent virtual-network Output Fields

Field Name	Field Description
Home agent address	Home agent address of the mobile node.
Registration Lifetime	Maximum registration lifetime that home agent allows.
Time Tolerance	Number of seconds the time stamp may differ.
Address Pool	Address pool configured.
Total MNs	Current number of mobile nodes that the home agent is serving.
Home address	Home address of the mobile node.
NAI	Network access identifier of the mobile node.

Table 334: show mobile-ip home-agent virtual-network Output Fields (*continued*)

Field Name	Field Description
Care-of-address	Care of address used by the mobile node.
RegLifetime Granted	Lifetime granted for the mobile node.
RegLifetime Remaining	Remaining lifetime for the mobile node.

Sample Output

```
show mobile-ip user@host> show mobile-ip home-agent virtual-network
home-agent      Home Agent Address : 55.55.55.55
virtual-network Registration Lifetime : 1800
                Time Tolerance   : 120
                Address Pool     : 10.1.1.10 - 10.1.1.50
                Total MN's      : 2

MN's :
  Home address      : 60.60.60.1
  NAI               : abcde@def.com
  Care-of-address   : 50.50.50.1
  Reglifetime granted : 120
  Reglifetime remaining: 100

  Home address      : 70.70.70.1
  NAI               : def@def.com
  Care-of-address   : 80.80.80.1
  Reglifetime granted : 120
  Reglifetime remaining: 100
```


show mobile-ip wimax release

Syntax	show mobile-ip wimax release <logical-system <i>logical-system-name</i> > <routing-instance <i>routing-instance-name</i> >
Release Information	Command introduced in Junos OS Release 9.5.
Description	Display the WiMAX Forum Network Architecture release that is supported by the current Mobile IP implementation.
Options	<p>logical-system <i>logical-system-name</i>—(Optional) Display information for the specified logical system.</p> <p>routing-instance <i>routing-instance-name</i>—(Optional) Display information for the specified routing instance.</p>
Required Privilege Level	view
Related Documentation	<ul style="list-style-type: none"> • show mobile-ip home-agent bindings on page 1915 • show mobile-ip home-agent overview on page 1918 • show mobile-ip home-agent traffic on page 1919 • show mobile-ip home-agent virtual-network on page 1921
List of Sample Output	show mobile-ip wimax release on page 1923
Output Fields	Table 335 on page 1923 lists the output fields for the show mobile-ip wimax release command. Output fields are listed in the approximate order in which they appear.

Table 335: show mobile-ip wimax release Output Fields

Field Name	Field Description
Release	WiMAX Forum Network Architecture release number.
Version	WiMAX Forum Network Architecture version number.

Sample Output

```
show mobile-ip wimax release  user@host> show mobile-ip wimax release
                             Release 1, Version 1.2
```


Network Address Translation Operational Mode Commands

Table 336 on page 1925 summarizes the command-line interface (CLI) commands you can use to monitor and troubleshoot Network Address Translation (NAT) services.

Table 336: NAT Operational Mode Commands

Task	Command
Clear information about NAT pool utilization using an inline services interface hosted on a Trio-based line card.	<code>clear services inline nat pool</code>
Clear global statistics about NAT utilization using an inline services interface hosted on a Trio-based line card.	<code>clear services inline nat statistics</code>
Display information about NAT pool utilization using an inline services interface hosted on a Trio-based line card.	<code>show services inline nat pool</code>
Display information about NAT utilization using an inline services interface hosted on a Trio-based line card.	<code>show services inline nat statistics</code>
Display information about deterministic NAT mapping based on internal host.	<code>show services nat deterministic-nat internal-host</code>
Display information about deterministic port mapping based on NAT port block.	<code>show services nat deterministic-nat nat-port-block</code>
Display the status of IPv6 interfaces	<code>show services nat ipv6-multicast-interfaces</code>
Display information about NAT address and port mappings.	<code>show services nat mapping</code>
Display information about NAT pools.	<code>show services nat pool</code>



.....

NOTE: NAT is supported on the adaptive services interface on the following routers:

- J Series routers—*sp-pim/0/slot*
- M Series and T Series routers—*sp-fpc/pic/port*

NAT is also supported on the redundant adaptive services interface (*rspnumber*) on M Series and T Series routers.



.....

NOTE: For information about how to configure NAT services, see the *Junos OS Services Interfaces Configuration Guide*.

.....

clear services inline nat pool

Syntax	clear services inline nat pool <i>pool-name</i>
Release Information	Command introduced in Junos OS Release 11.4.
Description	Clear global inline nat statistics
Options	pool-name —Name of the NAT pool for which statistic are cleared.
Required Privilege Level	clear
List of Sample Output	clear services inline nat pool on page 1927
Output Fields	When you enter this command, the NAT pool statistics are cleared. There is no specific output.

Sample Output

clear services inline nat pool	user@host> clear services inline nat pool p1
-----------------------------------	--

clear services inline nat statistics

Syntax	clear services inline nat statistics
Release Information	Command introduced in Junos OS Release 11.4.
Description	Clear global inline nat statistics
Required Privilege Level	clear
List of Sample Output	clear services inline nat statistics on page 1928
Output Fields	When you enter this command, the global inline NAT statistics are cleared. There is no specific output.

Sample Output

clear services inline nat statistics	user@host> clear services inline nat statistics
--------------------------------------	---

show services inline nat pool

Syntax	show services inline nat pool <pool <i>pool--name</i> >
Release Information	Command introduced in Junos OS Release 11.4.
Description	Display information about inline Network Address Translation (NAT) pool.
Options	<i>pool-name</i> —Display information about the specified services-inline interface NAT pool.
Required Privilege Level	view
List of Sample Output	show services inline nat pool on page 1929
Output Fields	Table 337 on page 1929 lists the output fields for the show services inline nat pool command. Output fields are listed in the order in which they appear.

Table 337: show services inline nat pool Output Fields

Field Name	Field Description
Interface	Name of an si interface hosted on a Trio-based line card.
NAT pool	Name of the pool used for address translations.
Translation type	Translation type specified in the applicable NAT rule for the service set.
Address range	Starting and ending public NAT addresses available for translation.
NATed packets	Number of packets translated for the specified pool.
un-NATed packets	Number of received packets that were not translated.
Errors	Number of packets with translation errors.

Sample Output

```

show services inline nat pool  user@host> show services inline nat pool p1
                                Interface: si-5/0/0, Service set: ss-inat
                                NAT pool: p1, Translation type: BASIC NAT44
                                Address range: 20.20.20.0-20.20.20.255
                                NATed packets: 0, Un-NATed packets: 0, Errors: 0

```

show services inline nat statistics

Syntax	<code>show services inline nat statistics</code> <code><interface <i>interface-name</i>></code>
Release Information	Command introduced in Junos OS Release 11.4.
Description	Display information about inline Network Address Translation (NAT) address translations.
Options	<i>interface-name</i> —(Optional) Display information about the specified NAT services-inline interface only. When a specific interface is not specified, statistics for all services-inline interfaces are shown.
Required Privilege Level	view
List of Sample Output	show services inline nat statistics on page 1930
Output Fields	Table 338 on page 1930 lists the output fields for the show services inline nat statistics command. Output fields are listed in the order in which they appear.

Table 338: show services inline nat statistics Output Fields

Field Name	Field Description	Level of Output
Service PIC	Name of an si interace hosted on a Trio-based line card.	All levels
Slow path packets received	Number of ICMP exception packets received for NAT translation.	All levels
Slow path packets dropped	Number of received ICMP exception packets that were dropped.	All levels

Sample Output

```

show services inline nat statistics  user@host> show services inline nat statistics
                                     Service PIC Name                               : si-5/0/0
                                     Slow path packets received                       : 0
                                     Slow path packets dropped                         : 0

```


show services nat deterministic-nat internal-host

Syntax	show services nat deterministic-nat internal-host <i>nat-address</i> <i>nat-port</i>
Release Information	Command introduced in Junos OS Release 12.1.
Description	This commands prints the internal host address and algorithmically determined port ranges for the specified NAT IP address and port number. The results are calculated on the PIC and the results are sent to RE.
Options	<i>nat-address</i> —NAT address of the internal host. <i>nat-port</i> —NAT port of the internal host.
Required Privilege Level	view
List of Sample Output	show services nat deterministic-nat internal-host on page 1931
Output Fields	Table 339 on page 1931 lists the output fields for the show services nat mapping command. Output fields are listed in the approximate order in which they appear.

Table 339: show services nat deterministic-nat internal-host Output Fields

Field Name	Field Description
Interface	Name of a service interface.
Service set	Name of a service set. Individual empty service sets are not displayed, but if none of the service sets has any flows, a flow table header is printed for each service set.
Internal Host	Private IP address of a subscriber on the access network.
NAT IP address	NAT public IP address
NAT Port Start	Lowest port number in range of assigned ports.
NAT Port End	Highest port number in range of assigned ports.

Sample Output

```

show services nat      user@host> show services nat deterministic-nat internal-host 32.32.32.1 2000
deterministic-nat      Service set: ss1
internal-host          Interface: sp-2/0/0
                       NAT pool: pool1
                       Internal Host: 128.1.1.4, NAT IP Address: 32.32.32.1, NAT Port Start: 1792, NAT
                       Port End: 2047

```

show services nat deterministic-nat nat-port-block

Syntax	show services nat deterministic-nat nat-port-block <i>nat-address</i> <i>nat-port</i>
Release Information	Command introduced in Junos OS Release 12.1.
Description	Display the translated NAT address and port ranges for the given internal host.
Options	<i>internal-host</i> —IP address of the internal host.
Required Privilege Level	view
List of Sample Output	run show services nat deterministic-nat nat-port-block on page 1932
Output Fields	Table 340 on page 1932 lists the output fields for the show services nat deterministic-nat nat-port-block command. Output fields are listed in the approximate order in which they appear.

Table 340: show services nat deterministic-nat nat-port-block Output Fields

Field Name	Field Description
Interface	Name of a service interface.
Service set	Name of a service set. Individual empty service sets are not displayed, but if none of the service sets has any flows, a flow table header is printed for each service set.
Internal Host	Private IP address of a subscriber on the access network.
NAT IP address	NAT public IP address
NAT Port Start	Lowest port number in range of assigned ports.
NAT Port End	Highest port number in range of assigned ports.

Sample Output

```

run show services nat      user@host> show services nat deterministic-nat nat-port-block 128.1.1.1
deterministic-nat         root@netcat1# run show services nat deterministic-nat nat-port-block 128.1.1.1
nat-port-block            Service set: ss1
                           Interface: sp-2/0/0
                           NAT pool: pool1
                           Internal Host: 128.1.1.1, NAT IP Address: 32.32.32.1, NAT Port Start: 1024, NAT
                           Port End: 1279

```

show services nat ipv6-multicast-interfaces

Syntax	show services nat ipv6-multicast-interfaces
Release Information	Command introduced in Junos OS Release 8.5.
Description	Displays a list of interfaces enabled for IPv6 mutlicast.
Required Privilege Level	view
List of Sample Output	show services nat ipv6-multicast-interfaces on page 1933
Output Fields	Table 341 on page 1933 lists the output fields for the show services nat ipv6-multicast-interfaces command. Output fields are listed in the approximate order in which they appear.

Table 341: show services nat ipv6-multicast-interfaces Output Fields

Field Name	Field Description	Level of Output
Interface	Name of a service interface.	All levels
Admin State	Configured IPv6 multicast capability of an interface ,	All levels
Operational State	Operation IPv6 multicast status of an interface.	All levels

Sample Output

```

show services nat user@host> show services nat ipv6-multicast-interfaces
ipv6-multicast-interfaces
Interface          Admin State      Operational State
ge-5/1/9           Enabled          Enabled
ge-5/1/8           Enabled          Enabled
ge-5/1/7           Enabled          Enabled
ge-5/1/6           Enabled          Enabled
ge-5/1/5           Enabled          Enabled
ge-5/1/4           Enabled          Enabled
ge-5/1/3           Enabled          Enabled
ge-5/1/2           Enabled          Enabled
ge-5/1/1           Enabled          Enabled
ge-5/1/0           Enabled          Enabled
ge-5/0/9           Enabled          Enabled
ge-5/0/8           Enabled          Enabled
ge-5/0/7           Enabled          Enabled
ge-5/0/6           Enabled          Enabled
ge-5/0/5           Enabled          Enabled
ge-5/0/4           Enabled          Enabled
ge-5/0/3           Enabled          Enabled
ge-5/0/2           Enabled          Enabled
ge-5/0/1           Enabled          Enabled
ge-5/0/0           Enabled          Enabled
ge-1/3/9           Enabled          Enabled
ge-1/3/8           Enabled          Enabled
ge-1/3/7           Enabled          Enabled

```

ge-1/3/6	Enabled	Enabled
ge-1/3/5	Enabled	Enabled
ge-1/3/4	Enabled	Enabled
ge-1/3/3	Enabled	Enabled
ge-1/3/2	Enabled	Enabled
ge-1/3/1	Enabled	Enabled
ge-1/3/0	Enabled	Enabled
ge-1/2/9	Enabled	Enabled
ge-1/2/8	Enabled	Enabled
ge-1/2/7	Enabled	Enabled
ge-1/2/6	Enabled	Enabled
ge-1/2/5	Enabled	Enabled
ge-1/2/4	Enabled	Enabled
ge-1/2/3	Enabled	Enabled
ge-1/2/2	Enabled	Enabled
ge-1/2/1	Enabled	Enabled
ge-1/2/0	Enabled	Enabled
ge-1/1/9	Enabled	Enabled
ge-1/1/8	Enabled	Enabled
ge-1/1/7	Enabled	Enabled
ge-1/1/6	Enabled	Enabled
ge-1/1/5	Enabled	Enabled
ge-1/1/4	Enabled	Enabled
ge-1/1/3	Enabled	Enabled
ge-1/1/2	Enabled	Enabled
ge-1/1/1	Enabled	Enabled
ge-1/1/0	Enabled	Enabled
ge-1/0/9	Enabled	Enabled
ge-1/0/8	Enabled	Enabled
ge-1/0/7	Enabled	Enabled
ge-1/0/6	Enabled	Enabled
ge-1/0/5	Enabled	Enabled
ge-1/0/4	Enabled	Enabled
ge-1/0/3	Enabled	Enabled
ge-1/0/2	Enabled	Enabled
ge-1/0/1	Enabled	Enabled
ge-1/0/0	Enabled	Enabled
xe-0/3/0	Enabled	Enabled
xe-0/2/0	Enabled	Enabled
xe-0/1/0	Enabled	Enabled
xe-0/0/0	Enabled	Enabled

show services nat mapping

Syntax	<code>show services nat mapping</code> <code><brief detail summary></code> <code><pool-name></code>
Release Information	Command introduced in Junos OS Release 10.1. summary option introduced in Junos OS Release 11.1.
Description	Display information about Network Address Translation (NAT) address and port mappings.
Options	none —Display standard information about all NAT pools. brief detail summary —(Optional) Display the specified level of output. pool-name —(Optional) Display information about the specified NAT pool.
Required Privilege Level	view
List of Sample Output	show services nat mapping brief on page 1936 show services nat mapping detail on page 1936 show services nat mapping pool-name on page 1936 show services nat mapping summary on page 1936
Output Fields	Table 342 on page 1935 lists the output fields for the show services nat mapping command. Output fields are listed in the approximate order in which they appear.

Table 342: show services nat mapping Output Fields

Field Name	Field Description	Level of Output
Interface	Name of a service interface.	All levels
Service set	Name of a service set. Individual empty service sets are not displayed, but if none of the service sets has any flows, a flow table header is printed for each service set.	All levels
NAT pool	Name of the NAT pool.	All levels
Address Mapping	Mapping performed by NAT to conceal the network address.	All levels
No. of Port Mappings	Number of port mappings.	All levels
Port mapping	Port mapping performed by NAT.	detail
Flow Count	Number of flows.	detail
Total number of address mappings:	Total number of address mappings for all interfaces and service sets.	summary

Table 342: show services nat mapping Output Fields (*continued*)

Field Name	Field Description	Level of Output
Total number of endpoint independent port mappings:	Total number of port mappings for interfaces and services sets.	summary
Total number of endpoint independent filters:	Total number of independent filters that filter out only packets that are not destined to the internal address and port regardless of the external IP address and port source.	summary

Sample Output

```

show services nat mapping brief      user@host> show services nat mapping brief
                                     Interface: sp-2/3/0, Service set: s1

                                     NAT pool: p1
                                     Address Mapping: 2.1.20.10 ---> 34.34.34.34
                                     No. of port mappings: 1

show services nat mapping detail     user@host> show services nat mapping detail
                                     Interface: sp-2/3/0, Service set: s1

                                     NAT pool: p1
                                     Address Mapping: 2.1.20.10 ---> 34.34.34.34, No. of port mappings: 1
                                     Port mapping: 49604 --> 1024, Flow Count: 2

show services nat mapping pool-name  user@host> show services nat mapping p1
                                     Interface: sp-2/3/0, Service set: s1

                                     NAT pool: p1
                                     Address Mapping: 2.1.20.10 ---> 34.34.34.34
                                     No. of port mappings: 1

show services nat mapping summary    user@host> show services nat mapping summary
                                     Total number of address mappings:          500000
                                     Total number of endpoint independent port mappings: 500000
                                     Total number of endpoint independent filters:      0

```

show services nat pool

Syntax	<pre>show services nat pool <brief detail> <pool-name> pgcp <ports-per-session remotely-controlled></pre>
Release Information	<p>Command introduced before Junos OS Release 7.4.</p> <p>pgcp option added in Junos OS Release 8.5.</p>
Description	Display information about Network Address Translation (NAT) pools.
Options	<p>none—Display standard information about all NAT pools.</p> <p>brief detail—(Optional) Display the specified level of output.</p> <p>pool-name—(Optional) Display information about the specified NAT pool.</p> <p>pgcp—(Optional) Display information about a NAT pool that is exclusive to the BGF.</p> <p>ports-per-session—(Optional) Display the number of ports allocated per session from the NAT pool.</p> <p>remotely-controlled—(Optional) Display if the NAT pool is explicitly specified by the gateway controller.</p>
Required Privilege Level	view
List of Sample Output	<p>show services nat pool brief on page 1938</p> <p>show services nat pool detail on page 1938</p> <p>show services nat pool for Secured Port Block Allocation on page 1939</p> <p>show services nat pool for Deterministic Port Block Allocation on page 1939</p> <p>show services nat pool detail for Port Block Allocation on page 1939</p>
Output Fields	<p>Table 343 on page 1937 lists the output fields for the show services nat pool command. Output fields are listed in the approximate order in which they appear.</p>

Table 343: show services nat pool Output Fields

Field Name	Field Description	Level of Output
Interface	Name of an adaptive services interface.	All levels
Service set	Name of a service set. Individual empty service sets are not displayed, but if none of the service sets has any flows, a flow table header is printed for each service set.	All levels
NAT pool	Name of the Network Address Translation pool.	All levels

Table 343: show services nat pool Output Fields (*continued*)

Field Name	Field Description	Level of Output
Type or Translation type	Address translation type: basic-nat-pt , basic-nat44 , basic-nat66 , deterministic-napt44 , dnat-44 , dynamic-nat44 , napt44 , napt-66 , napt-pt , stateful-nat64 , twice-basic-nat-44 , twice-dynamic-nat-44 , twice-dynamic-napt-44 .	All levels
Address or Address range	IPv4 address range of the pool.	All levels
Port or Port range	Port range of the pool. Applicable only for dynamic NAT pools. Not displayed for static NAT pools.	All levels
Ports used' or Ports in use	Number of ports allocated in this pool with this name. Applicable only for dynamic NAT pools. Not displayed for static NAT pools.	All levels
Port block type	Type of port block allocation: secured or deterministic	All levels
Out of port errors	Number of port allocation errors. Applicable only for dynamic NAT pools. Not displayed for static NAT pools.	detail
Max ports used	Maximum number of ports used. Applicable only for dynamic NAT pools. Not displayed for static NAT pools.	detail
Addresses in use	Number of addresses in use for dynamic source address NAT pools.	detail

Sample Output

```

show services nat pool brief
user@host> show services nat pool brief
Interface: ms-1/0/0, Service set: s1
NAT pool      Type      Address                                Port      Ports used
dest-pool     DNAT-44   10.10.10.2-10.10.10.2
napt-pool     NAPT-44   50.50.50.1-50.50.50.254              1024-63487  0
source-dynamic-pool DYNAMIC NAT44 40.40.40.1-40.40.40.254
source-static-pool BASIC NAT44 30.30.30.1-30.30.30.254

show services nat pool detail
user@host> show services nat pool detail
Interface: ms-1/0/0, Service set: s1
NAT pool: dest-pool, Translation type: DNAT-44
Address range: 10.10.10.2-10.10.10.2
NAT pool: napt-pool, Translation type: NAPT-44
Address range: 50.50.50.1-50.50.50.254
Port range: 1024-63487, Ports in use: 0, Out of port errors: 0, Max ports
used: 0
NAT pool: source-dynamic-pool, Translation type: DYNAMIC NAT44
Address range: 40.40.40.1-40.40.40.254
Out of address errors: 0, Addresses in use: 0
NAT pool: source-static-pool, Translation type: BASIC NAT44
Address range: 30.30.30.1-30.30.30.254

```



```

show services nat pool for Secured Port Block Allocation
user@host> show services nat pool
Interface: sp-2/0/0, Service set: in
NAT pool      Type    Address                               Port      Ports used
mypool        dynamic 3.3.3.3-3.3.3.10                     512-65535 0
               3.3.3.15-3.3.3.20
               3.3.3.25-3.3.3.30
               3.3.3.95-3.3.3.200
Port block size: 64, Max port blocks per address: 1, Active block timeout: 86400,
Effective port range: 1024-65471,
Effective number of port blocks: 126882, Effective number of ports: 8120448, Port
block efficiency: nan

Interface: sp-2/1/0, Service set: in1
NAT pool      Type    Address                               Port      Ports used
mypool1       dynamic 9.9.9.1-9.9.9.254                     512-65535 0
Port block size: 64, Max port blocks per address: 1, Active block timeout: 86400,
Effective port range: 1024-65471,
Effective number of port blocks: 255778, Effective number of ports: 16369792,
Port block efficiency: nan

show services nat pool for Deterministic Port Block Allocation
user@host> show services nat pool
Interface: sp-2/0/0, Service set: ss2
NAT pool      Type    Address                               Port      Ports Used
pba           dynamic 33.33.33.1-33.33.33.128               512-65535 6604
Port block type: Deterministic port block, Port block size: 200

show services nat pool detail for Port Block Allocation
user@host> show services nat pool detail
Interface: sp-0/0/0, Service set: in
NAT pool: x, Translation type: dynamic
Address range: 1.1.1.1-1.1.1.1
Address range: 4.4.4.4-4.4.4.40
Port range: 512-65535, Ports in use: 0, Out of port errors: 0, Max ports used:
0
Max number of port blocks used: 0, Current number of port blocks in use: 0,
Port block allocation errors: 0

```


PGCP Operational Mode Commands for the BGF Feature

Table 344 on page 1941 summarizes the Packet Gateway Control Protocol (PGCP) command-line interface (CLI) commands you can use to monitor and troubleshoot the PGCP service that is used for the border gateway function (BGF) feature. Commands are listed in alphabetical order.

Table 344: PGCP Services Operational Mode Commands

Task	Command
Clear gates on a virtual BGF.	<code>clear services pgcp gates</code>
Clear statistical information.	<code>clear services pgcp statistics</code>
Display information about the configuration for a virtual BGF.	<code>show services pgcp active-configuration</code>
Display in-depth information about a particular gate on a virtual BGF.	<code>show services pgcp gate</code>
Display summary information about all gates on a virtual BGF.	<code>show services pgcp gates</code>
Display information about H.248 root terminations.	<code>show services pgcp root-termination</code>
Display information about BGF statistics.	<code>show services pgcp statistics</code>
Display information about conversations.	<code>show services pgcp conversations</code>
Display information about flows.	<code>show services pgcp flows</code>
Display summary information about terminations.	<code>show services pgcp terminations</code>



NOTE:

PGCP services are supported on Adaptive Services (AS) PICS, Multiservices (*sp-fpc/pic/port*) PICS, and the Multiservices Dense Port Concentrator (MS-DPC) on the following routers:

- Juniper Networks M120 Multiservice Edge Router
- Juniper Networks M320 Multiservice Edge Router
- Juniper Networks T640 Core Router



NOTE: For information about how to use PGCP services to monitor the BGF feature, see the *Junos Multiplay Solutions Guide*.

clear services pgcp gates

Syntax	clear services pgcp gates gateway <i>gateway-name</i>
Release Information	Command introduced in Junos OS Release 8.5.
Description	<p>Clear all gates on a virtual border gateway function (BGF). Use this command only for debugging and testing purposes. The recommended way to clear the state of gates is to use the set services-state out-of-service-graceful statement at the [edit services pgcp gateway <gateway-name>] hierarchy.</p> <p>When you enter this command, the virtual BGF sends an H.248 FO/905 message to the gateway controller. The status of the virtual BGF then changes to In-Service (Disconnected). The virtual BGF then reregisters with the gateway controller by sending an RE/901 message, and the status of the virtual BGF changes to In-Service (Registered).</p>
Options	<p>gates—Clear gate information.</p> <p>gateway <i>gateway-name</i>—Clear statistics associated with this virtual BGF.</p>
Required Privilege Level	view
List of Sample Output	clear services pgcp gates on page 1943
Output Fields	When you enter this command, you are provided feedback on the status of your request.

Sample Output

```
clear services pgcp  user@host> clear services pgcp gates
gates
```

clear services pgcp statistics

Syntax	clear services pgcp statistics gateway <i>gateway-name</i> <virtual-interface <i>interface-number</i>>
Release Information	Command introduced in Junos OS Release 9.3. gateway option added in Junos OS Release 9.5. virtual-interface option added in Junos OS Release 11.1.
Description	Clear statistics for a virtual border gateway function (BGF).
Options	<i>gateway-name</i> —Name of the virtual BGF for which you want to clear statistics. <i>interface-number</i> —Number of the virtual interface for which you want to clear statistics. When you specify a virtual interface, statistics are cleared for that virtual interface only.
Required Privilege Level	view
List of Sample Output	clear services pgcp statistics on page 1944
Output Fields	When you enter this command, you receive either command prompt (indicating success) or an error message.

Sample Output

clear services pgcp statistics	user@host> clear services pgcp statistics gateway <i>gateway-name</i>
--------------------------------	---

show services pgcp active-configuration

Syntax	show services pgcp active-configuration gateway <i>gateway-name</i> <backup> <master>
Release Information	Command introduced in Junos OS Release 8.4. gateway option introduced in Junos OS Release 9.5. backup option introduced in Junos OS Release 9.6. master option introduced in Junos OS Release 9.6.
Description	Display information about the active Packet Gateway Control Protocol (PGCP) configuration, which includes information received from the adaptive services process and information negotiated with the gateway controller.
Options	gateway <i>gateway-name</i> —Display information about the active configuration associated with this virtual border gateway function (BGF). backup —(Optional) Display information for the backup services PIC. This option applies if you are running the virtual BGF on a services PIC or MS-DPC, and you have a primary and backup PIC configured on a virtual redundant MultiServices PIC (rms) interface. master —(Optional) Display information for the Routing Engine or primary services PIC. If the virtual BGF is running on the Routing Engine, the active configuration on the Routing Engine is displayed. If the virtual BGF is running on a services PIC, the active configuration on the primary services PIC is displayed. If you do not specify the master or backup options, the master option is the default.
Required Privilege Level	view
List of Sample Output	show services pgcp active-configuration (controller: border signaling gateway) on page 1949 show services pgcp active-configuration (controller: external) on page 1951
Output Fields	Table 345 on page 1945 lists the output fields for the show services pgcp active-configuration command. Output fields are listed in the approximate order in which they appear.

Table 345: show services pgcp active-configuration Output Fields

Field Name	Field Description
BGF virtual interface configuration	Information about the virtual interface configuration. <ul style="list-style-type: none"> Virtual interface name—Name of the virtual interface. Routing Instance name—Name of the routing instance associated with the virtual interface. Status—Service status of the virtual interface: In-Service, In-Service (Graceful Shutdown), Out-of-Service, Out-of-Service (Physical Interface). Interface name—Name of the service interface for the virtual interface.

Table 345: show services pgcp active-configuration Output Fields (*continued*)

Field Name	Field Description
Virtual BGF configuration	<p>Information about the active virtual BGF configuration.</p> <ul style="list-style-type: none"> • Name—Name of the virtual BGF. • IP address—IP address of the virtual BGF. • Routing Instance—Name of the routing instance associated with the virtual BGF. • Port—Port of the virtual BGF. • Platform—Service interface for the BGF. • Status—Service state of the virtual BGF: <ul style="list-style-type: none"> • In-Service (Disconnected)—The virtual BGF is configured to be in service; however, it is disconnected from the gateway controller. • In-Service (Registering)—The virtual BGF is in the process of registering with the gateway controller. • In-Service (Registered)—The virtual BGF has completed registration with the gateway controller. • In-Service (Graceful Shutdown)—The virtual BGF is in draining mode because of a graceful shutdown. • In-Service (Shutdown)—The virtual BGF is shut down because of a forced shutdown. • Out-Of-Service—The virtual BGF is not connected to the gateway controller. • Active gateway controller—Gateway controller that is currently controlling this virtual BGF. NULL means that there is no active gateway controller. • Replication socket <ul style="list-style-type: none"> • Connected (Ready)—The replication is ready and a switchover can be processed. • Connected (Syncing)—The replication is synchronizing. Performing a switchover is not safe. • Connected (Error)—An error occurred in the previous switchover. • Disconnected—The backup Routing Engine is down. There is no route to the backup Routing Engine. • Synchronization state—The status of the synchronization between the internal state of the pgcpd process and the flow of media on a data PIC after a failover of the pgcpd process. <ul style="list-style-type: none"> • Idle—The pgcpd process and the data PIC media flow are in synch. • Initializing—The pgcpd process is reading the current status of the data PIC to determine required synchronization. • synchronizing—The pgcpd process is synchronizing it's internal state with the data PIC. <p>NOTE: BGF service is not affected when synchronizing. Gates can be created, modified, and deleted normally.</p> <ul style="list-style-type: none"> • Cleanup timeout [secs]—Time to wait before the virtual BGF removes gates following a disconnection from the gateway controller. • Maximum concurrent calls—Maximum number of concurrent calls allowed on the BGF. • Gate inactivity delay—Time to wait before packet inactivity detection begins on a gate for which there is no latching event. • Gate inactivity duration—Time during which the virtual BGF monitors gates for packet inactivity.

Table 345: show services pgcp active-configuration Output Fields (*continued*)

Field Name	Field Description
H248 timers configuration	<p>Information about the H.248 timers configuration.</p> <ul style="list-style-type: none"> • Max waiting delay (MWD)—Maximum time the virtual BGF waits before contacting a new gateway controller when the connection to the controlling gateway controller is lost. • Max retransmission delay (T-MAX)—Maximum delay time allowed a transaction resulting from retransmissions. • Initial average ack delay (I-AAD)—Average network propagation delay time. • Maximum net propagation delay (M-NPD)—Maximum network propagation delay time.
H248 options configuration	<p>Information about the H.248 options configuration.</p> <ul style="list-style-type: none"> • Wildcard response service-change—Whether or not the virtual BGF issues service change notifications as wildcard notifications. • Event history—Whether or not the virtual BGF has enabled its history of all event notifications to be accessed by the gateway controller.
H248 diffserv configuration	<p>Information about the H.248 DiffServ configuration.</p> <ul style="list-style-type: none"> • DSCP—DSCP value set in the DiffServ configuration. If there is no configured value, the default value is shown.
Notification Behavior	<p>Information about the regulation of media inactivity notifications sent to the gateway controller.</p> <ul style="list-style-type: none"> • Notification Regulation—Either the percentage of notification to be suppressed, expressed as a number from 0 through 100, or the value once, meaning that only the first of a series of media inactivity notifications is sent to the gateway controller.
Application data inactivity detection	<p>Information about the reporting of media inactivity events.</p> <ul style="list-style-type: none"> • IP flow stop detection—Default method for reporting media inactivity.
Event timestamp Notification	<p>Information about the availability of event timestamp information.</p> <ul style="list-style-type: none"> • Requested timestamp—Whether or not the virtual BGF has enabled timestamp information for events to be viewed by the gateway controller.
H248 segmentation	<p>Information about the H.248 segmentation configuration.</p> <ul style="list-style-type: none"> • MG segmentation timer—The time within which the gateway controller waits to receive outstanding message segments from the virtual BGF after it receives the SegmentationCompleteToken message. • MG maximum PDU size—The maximum size of the virtual BGF's incoming protocol data unit for the control association's transport protocol. The gateway controller should avoid building messages that exceed this size. • MGC segmentation timer—The time within which the virtual BGF waits to receive outstanding message segments from the gateway controller after it receives the SegmentationCompleteToken message. • MGC maximum PDU size—The maximum size of the gateway controller's incoming protocol data unit for the control association's transport protocol. The virtual BGF will not build messages that exceed this size. • minimum—Minimum value accepted from the gateway controller. • maximum—Maximum value accepted from the gateway controller. • default—Default value that is used when the gateway controller does not set a value.

Table 345: show services pgcp active-configuration Output Fields (*continued*)

Field Name	Field Description
H248 base root	<p>Information about the H.248 base root configuration.</p> <ul style="list-style-type: none"> • Normal MG execution time—The interval within which the gateway controller waits for a response to transactions from the virtual BGF (exclusive of network delay). • MG Provisional response timer—The time within which the gateway controller waits for a pending response from the virtual BGF if a transaction cannot be completed. • MG Originated pending limit—The number of transaction pending messages that the gateway controller can receive from the virtual BGF. • Normal MGC execution time—The interval within which the virtual BGF waits for a response to a transaction from the gateway controller (exclusive of network delay). • MGC Provisional response timer—The time within which the virtual BGF waits for a pending response from the gateway controller if a transaction cannot be completed. • MGC Originated pending limit—The number of transaction pending messages that the virtual BGF can receive from the gateway controller. • minimum—Minimum value accepted from the gateway controller. • maximum—Maximum value accepted from the gateway controller. • default—Default value that is used when the gateway controller does not set a value.
Inactivity Timer	<p>Information about inactivity timer configuration.</p> <ul style="list-style-type: none"> • Default—Whether the inactivity timer is on or off by default. • Maximum inactivity time default—Default value for the inactivity timer. This value is used if the gateway controller does not send an inactivity timer value. • minimum—Minimum value accepted from the gateway controller. • maximum—Maximum value accepted from the gateway controller. • default—Default value that is used when the gateway controller does not set a value.
Fast update filters	<p>Information about the fast update filter (FUF) configuration.</p> <ul style="list-style-type: none"> • Maximum terms—Maximum number of FUF terms that can be installed for the virtual BGF. • Maximum term percentage—Maximum percentage of gates with FUF filters relative to all gates currently installed for the virtual BGF.
Overload control configuration	<p>Information about the overload control configuration.</p> <ul style="list-style-type: none"> • Queue limit percentage—Maximum percentage of the work queue for H.248 transactions that can be used before overload messages are generated. • Reject new calls threshold—Maximum percentage of the work queue for H.248 transactions that can be used before all new, non-emergency calls are rejected. • Reject all transactions threshold—Maximum percentage of the work queue for H.248 transactions that can be used before all non-emergency transactions are rejected.
Gateway controller configuration	<p>Information about the gateway controller configuration.</p> <ul style="list-style-type: none"> • Controller name—Name of the gateway controller. • Controller IP address—For an external controller, the IP address of the gateway controller. When the controller is a BSG instance, this field contains internal. • Controller port—Listening port of the gateway controller to which the virtual BGF sends messages.

Table 345: show services pgcp active-configuration Output Fields (*continued*)

Field Name	Field Description
BGF rule configuration	<p>Information about the rule configuration.</p> <ul style="list-style-type: none"> • Rule name—Name of the rule set. • Virtual BGF—Name of the virtual BGF that processes the rule set.
BGF service set configuration	<p>Information about the service set configuration.</p> <ul style="list-style-type: none"> • Service set name—Name of the service set. • Service set id—Numeric identifier of the service set. • Rule name—Name of the rule set configured for the service set.
BGF MultiServices PIC status	<p>Information about the services PICs' status.</p> <ul style="list-style-type: none"> • Name—Name of the services interface. • Status—Status of the services interface: Connected.
Firewall	<p>Information about firewall filter status for the virtual BGF.</p> <ul style="list-style-type: none"> • Status—Status of the firewall associated with the virtual BGF: Connected or Unsupported Platform. • Number of terms—Number of match condition terms used in the virtual BGF. For each filter, a default term is installed to allow traffic to pass through (otherwise, all traffic is dropped because it is the default firewall action). For example, there are two terms listed when there are two filters. • Number of filters—Number of firewall filters used in the virtual BGF.

Sample Output

```

show services pgcp active-configuration (controller: border signaling gateway)
user@host> show services pgcp active-configuration gateway BGF1

BGF virtual interface configuration:
  Virtual Interface name: 10
    Routing Instance name: inet.0
    Status                  : In-Service
    Interface name          : sp-1/0/0
BGF virtual interface configuration:
  Virtual Interface name: 20
    Routing Instance name: inet.0
    Status                  : In-Service
    Interface name          : sp-1/0/0
Virtual BGF configuration:
  Name                      : BGF1
  IP address                 : 0.0.0.0
  Routing-instance           : inet.0
  Port                      : 2944
  Platform                   : sp-1/1/0
  Status                     : In-Service (Registering)
  Active gateway controller  : internal
  Replication socket         : Ready
  Synchronization state      : Disabled
  Cleanup timeout [secs]     : 0
  Maximum concurrent calls   : 8101
  Gate inactivity delay [secs] : 3600
  Gate inactivity duration (Q-MI ) [secs] : 3600

```

```

H248 timers configuration:
  Max waiting delay (MWD) [millisec]      : 2000
  Max retransmission delay (T-MAX) [millisec] : 20000
  Initial average ack delay (I-AAD) [millisec]: 1000
  Max net propagation delay (M-NPD) [millisec]: 5000

H248 options configuration:
  Wildcard response service-change      : NO
  Event history                          : NO

H248 diffserv configuration:
  dscp                                   : 0x00

Notification Behavior:
  Notification Regulation                 : 0

Application data inactivity detection:
  IP flow stop detection                  : default - immediate

Event timestamp Notification
  Requested timestamp                    : requested

H248 segmentation      :
  MG segmentation timer [millisec]      : 500      30000      4000
  MG maximum PDU size [bytes]           : 512      65507      1472
  MGC segmentation timer [millisec]     : 500      30000      4000
  MGC maximum PDU size [bytes]          : 512      65507      1472

H248 base root         :
  Normal MG execution time [millisec]   : 500      29000      500
  MG Provisional response timer [millisec] : 500      30000      2000
  MG Originated pending limit           : 1        512        4
  Normal MGC execution time [millisec]   : 500      29000      500
  MGC Provisional response timer [millisec]: 500      30000      4000
  MGC Originated pending limit           : 1        512        4

Inactivity Timer:
  Detect                               : Off
  Maximum inactivity time [10 millisec]:
      minimum      maximum      default
      100          65535        12000

Fast update filters:
  Maximum terms                        : 2000

Overload control configuration:
  Queue limit percentage               : 70
  Reject new calls threshold           : 80
  Reject all commands threshold        : 90

Gateway controller configuration:
  Controller name                      : internal
  Controller IP address                 : 0.0.0.0
  Controller port                       : 2944

BGF rule configuration:
  Rule name                            : pgcp-rule
  Virtual BGF                          : BGF1

BGF service set configuration:
  Service set name                     : bgf-service-set
  Service set id                       : 1

```

```

Rule name           : pgcp-rule

BGF MultiServices PIC status:
Name      : sp-1/0/0
Status    : Connected

Firewall:
Status          : Unsupported platform
Number of terms : 0
Number of filters : 0

show services pgcp active-configuration (controller: external)
user@host> show services pgcp active-configuration gateway BGF1
BGF virtual interface configuration:
Virtual Interface name: 11
Routing Instance name: vrf_1
Status                : In-Service
Interface name         : sp-3/0/0.11

BGF virtual interface configuration:
Virtual Interface name: 10
Routing Instance name: vrf_0
Status                : In-Service
Interface name         : sp-3/0/0.10

Virtual BGF configuration:
Name                  : BGF1
IP address            : 1.1.24.1
Routing-instance      : vrf_1
Port                  : 2944
Platform              : rms1 [1]
Status                : In-Service (Registering)
Active gateway controller : PGC1
Replication socket     : Ready
Synchronization state  : Disabled
Cleanup timeout [secs] : 0
Maximum concurrent calls : 8101
Gate inactivity delay [secs] : 3600
Gate inactivity duration (Q-MI ) [secs] : 3600

H248 timers configuration:
Max waiting delay (MWD) [millisec] : 2000
Max retransmission delay (T-MAX) [millisec] : 20000
Initial average ack delay (I-AAD) [millisec]: 1000
Max net propagation delay (M-NPD) [millisec]: 5000

H248 options configuration:
Wildcard response service-change : NO
Event history                     : NO

H248 diffserv configuration:
dscp : 0x00

Notification Behavior:
Notification Regulation : 0

Application data inactivity detection:
IP flow stop detection : default - immediate

Event timestamp Notification
Requested timestamp : requested

```

```

H248 segmentation      :          minimum      maximum
    default
    MG segmentation timer [millisec] : 500      30000
    4000
    MG maximum PDU size [bytes]      : 512      65507
    1472
    MGC segmentation timer [millisec] : 500      30000
    4000
    MGC maximum PDU size [bytes]      : 512      65507
    1472

H248 base root          :          minimum      maximum
    default
    Normal MG execution time [millisec] : 500      29000
    500
    MG Provisional response timer [millisec] : 500      30000
    2000
    MG Originated pending limit          : 1      512
    4
    Normal MGC execution time [millisec] : 500      29000
    500
    MGC Provisional response timer [millisec]: 500      30000
    4000
    MGC Originated pending limit          : 1      512
    4

Inactivity Timer:
    Detect                  :      Off
    Maximum inactivity time [10 millisec]:
v          minimum      maximum      default
          100          65535      12000

Fast update filters:
    Maximum terms          : 2000

Overload control configuration:
    Queue limit percentage : 70
    Reject new calls threshold : 80
    Reject all commands threshold : 90

Gateway controller configuration:
    Controller name          : PGC1
    Controller IP address    : 10.50.240.101
    Controller port          : 35101

    Controller name          : PGC2
    Controller IP address    : 0.0.0.0
    Controller port          : 2944

BGF rule configuration:
    Rule name                : pgcp-rule1
    Virtual BGF              : BGF1

BGF service set configuration:
    Service set name         : pgcp-svc-set1
    Service set id           : 1
    Rule name                 : pgcp-rule1

BGF MultiServices PIC status:
    Name                     : sp-3/0/0
    Status                   : Connected

```

```
Firewall:
  Status      : Unsupported platform
  Number of terms : 0
  Number of filters : 0
```

show services pgcp gate

Syntax	show services pgcp gate gateway-name gateway-name gate-id gate-id < brief extensive session-mirroring statistics > < master backup >
Release Information	Command introduced in Junos OS Release 9.5. statistics option introduced in Junos OS Release 9.1. session-mirroring option introduced in Junos OS Release 9.2. gateway option introduced in Junos OS Release 9.5. master option introduced in Junos OS Release 9.6 backup option introduced in Junos OS Release 9.6
Description	Display in-depth information about a Packet Gateway Control Protocol (PGCP) gate.
Options	gateway gateway-name —(Optional) Display information about gates associated with this virtual border gateway function (BGF). gate-id gate-id —(Optional) Display information about a particular gate. brief —(Optional) Display brief output. extensive —(Optional) Display extensive output. session-mirroring —(Optional) Display the session mirroring information for gates that are being mirrored. You must have a login with sufficient permission to view session mirroring information. The set system login class class-name permissions pgcp-session-mirroring command grants this permission. statistics —(Optional) Display statistics for gates. master —(Optional) Display information for the backup services PIC. This option applies if you are running the virtual BGF on a services PIC or MS-DPC, and you have a primary and backup PIC configured on a virtual redundant MultiServices PIC (rms) interface. backup —(Optional) Display information for the Routing Engine or primary services PIC. If the virtual BGF is running on the Routing Engine, gate information for the routing engine is displayed. If the virtual BGF is running on a services PIC, gate information the primary services PIC is displayed. If you do not specify the master or backup options, the master option is the default.
Required Privilege Level	view pgcp-session-mirroring—To view session mirroring fields.
Related Documentation	<ul style="list-style-type: none">• show services pgcp gates on page 1962
List of Sample Output	show services pgcp gate on page 1959 show services pgcp gate extensive on page 1960 show services pgcp gate statistics on page 1960 show services pgcp gate session-mirroring on page 1961

Output Fields Table 346 on page 1955 lists the output fields for the **show services pgcp gate** command. Output fields are listed in the approximate order in which they appear.

Table 346: show services pgcp gate Output Fields

Field Name	Field Description	Output Level
Gate information	Information about the gate.	brief, extensive
Direction	Direction of the gate.	brief, extensive
State	State of the gate: <ul style="list-style-type: none"> • active • disabled • closed 	brief, extensive
remote source address	IP address of the remote source of the gate.	brief, extensive
remote source port	Port of the remote source of the gate.	brief, extensive
remote dest address	IP address of the remote destination of the gate.	brief, extensive
remote dest port	Port of the remote destination of the gate.	brief, extensive
local source address	IP address of the local source of the gate.	brief, extensive
local source port	Port of the local source of the gate.	brief, extensive
local dest address	IP address of the local destination of the gate.	brief, extensive
local dest port	Port of the local destination of the gate.	brief, extensive
transport	Transport protocol.	brief, extensive
gate version	Numeric identifier for the version of the gate.	brief, extensive
latch	Latch status: <ul style="list-style-type: none"> • latch • none 	brief, extensive
yellow action	Action to take in this state.	brief, extensive
red action	Action to take in this state.	brief, extensive
notifications	Number of notifications.	brief, extensive
User Data	Numeric identifier for the user data.	brief, extensive

Table 346: show services pgcp gate Output Fields (*continued*)

Field Name	Field Description	Output Level
Transport	H.248 media descriptor field: <ul style="list-style-type: none"> • udp • tcp • rtp • avp 	extensive
RTCP	Additional (shadow) gate allocated for the Real-Time Control Protocol (RTCP): auto or off.	extensive
Latch	State of the latch action on the gate: <ul style="list-style-type: none"> • none • latch • relatch 	extensive
DSCP	DiffServ code point (DSCP) marking value for the gate.	extensive
Policing	Status of policing on the gate: <ul style="list-style-type: none"> • On • Off 	extensive
Fast update filter	Status of the fast update filter: <ul style="list-style-type: none"> • On • Off 	extensive
Gate Statistics	Statistics for the specific gate.	statistics
Output Packets	Number of output packets from the PIC.	statistics
Input Packets	The number of PIC input packets plus the number of packets that the Packet Forwarding Engine dropped because they did not conform to rate limits.	statistics
Dropped Packets	Number of packets that the Packet Forwarding Engine and the PIC dropped because they did not conform to rate limits.	statistics
Lost RTP Packets	Number of RTP packets that have been lost on this gate.	statistics
Fractional lost RTP Packets	The fraction of RTP data packets that the remote side lost. The fraction is expressed as a percentage value.	statistics
RTCP Statistics	RTCP statistics for packets sent and received.	statistics
RTCP Sender Statistics	RTCP statistics for the sending endpoint.	statistics
SSRC	Synchronization source ID for the sending endpoint.	statistics

Table 346: show services pgcp gate Output Fields (*continued*)

Field Name	Field Description	Output Level
Sender Octets	Number of octets sent.	statistics
Sender Packets	Number of packets sent.	statistics
Invalid Packets	Number of invalid packets.	statistics
RTCP Receiver Statistics	Statistics for the endpoint receiving the RTCP packets.	statistics
SSRC	Synchronization source ID for the receiving endpoint.	statistics
Lost packets	The number of RTP data packets that the remote side lost in the current transmission.	statistics
Lost fraction	The fraction (percentage) of RTP data packets that the remote side lost in the current transmission.	statistics
Jitter	An estimate of the statistical variance of the RTP data packet interarrival time. The jitter is measured in the units of the RTP timestamp and represents the mean deviation of the difference in packet spacing at the receiver compared to the sender for a pair of packets.	statistics
Received RTCP-XR Statistics:	Statistics on RTCP packets sent and received.	statistics
Packet loss concealment	Method of packet loss concealment: <ul style="list-style-type: none"> • U—Unspecified • E—Enhanced • D—Disabled • S—Standard 	statistics
Loss Rate	The fraction of RTP data packets from the source lost since the beginning of reception.	statistics
Discard Rate	The fraction of RTP data packets from the source that have been discarded since the beginning of reception.	statistics
Round Trip Delay	The most recent round-trip time between interfaces, in milliseconds.	statistics
End System Delay	The most recently estimated end system delay, expressed in milliseconds.	statistics
Signal Level	The voice signal relative level shown as the ratio of the signal level to dBm0.	statistics
Noise Level	The ratio of the silent period background noise level to dBm0.	statistics

Table 346: show services pgcp gate Output Fields (*continued*)

Field Name	Field Description	Output Level
RERL	The residual echo return loss value expressed as an integer in the range from 0 to 100 dB. A value of 94 corresponds to "toll quality", and values of 50 or less are regarded as unusable. This metric includes the effects of delay.	statistics
R Factor	A voice quality metric describing the segment of the call that is carried over this RTP session expressed as an integer in the range from 0 to 100 dB. A value of 94 corresponds to "toll quality", and values of 50 or less are regarded as unusable. This metric includes the effects of delay. A value of 127 indicates that this parameter is unavailable.	statistics
Ext. R Factor	The external R factor is a voice quality metric describing the segment of the call that is carried over a network segment external to the RTP segment, such as a cellular network. Its values are interpreted in the same manner as for the RTPR factor. This metric includes the effects of delay and relates to the outward voice path from the VoIP termination for which this metrics block applies.	statistics
MOS-LQ	The estimated mean opinion score for listening quality (MOS-LQ) is a voice quality metric on a scale from 1 to 5, in which 5 represents excellent and 1 represents unacceptable. It includes the effects of delay and other effects that would affect listening quality.	statistics
MOS-CQ	The estimated mean opinion score for conversational quality (MOS-CQ) is a voice quality metric on a scale from 1 to 5, in which 5 represents excellent and 1 represents unacceptable. It includes the effects of delay and other effects that would affect conversational quality.	statistics
Received RTCP Burst Metrics Statistics	This section provides statistics for burst metrics received from the far end of the RTCP session.	statistics
Minimum Gap Threshold	This field contains the value used for this report block to determine if a gap exists. The recommended value of 16 corresponds to a burst period having a minimum density of 6.25 percent of lost or discarded packets, which may cause noticeable degradation in call quality. During gap periods defined with a threshold of 16, each lost or discarded packet is preceded by and followed by a sequence of at least 16 received non-discarded packets.	statistics
Burst Density	The fraction of RTP data packets within burst periods since the beginning of reception that were either lost or discarded.	statistics
Burst Duration	The mean duration of the burst periods that have occurred since the beginning of reception, in milliseconds.	statistics
Gap Loss Density	The fraction of RTP data packets within inter-burst gaps since the beginning of reception that were either lost or discarded.	statistics

Table 346: show services pgcp gate Output Fields (*continued*)

Field Name	Field Description	Output Level
Gap Duration	The mean duration of the gap periods that have occurred since the beginning of reception, in milliseconds.	statistics
Gate Measured Rate	Current gate throughput measured in bytes per second.	statistics
Rate-Limiting Statistics	Counter showing data traffic statistics based on the TRTC (two-rate-three-colors) policer.	statistics
FUF statistics	The number of dropped packets when the Fast Update Filter was enabled on the gate.	statistics
Drop count	The number of packets dropped by the data PIC.	statistics
Session mirroring status	Status of session mirroring: <ul style="list-style-type: none"> • On • Off 	session mirroring
Session mirroring correlation number	Indicates whether the data mirrors are encrypted.	session mirroring
Session mirroring target ID list	One or more targets of the mirrored packets.	session mirroring
Session mirroring direction	Direction of session mirroring: <ul style="list-style-type: none"> • Egress • Ingress 	session mirroring

Sample Output

```

show services pgcp gate user@host> show services pgcp gate gateway pg1 gate-id 4295033088
Gate information:
Direction: A->B

State: active

remote source address: 3.0.0.101

remote source port: *

remote dest address: 4.0.0.102

remote dest port: 5060

local source address: -

local source port: -

local dest address: 3.99.99.100

```

```
local dest port: 5060

transport: udp

gate version: 00

latch: none

yellow action: forward

red action: drop

notifications: 64

User Data: 0001102000000000
```

```
show services pgcp gate extensive
user@host> show services pgcp gate gateway pg1 gate-id 2817498611968 extensive
Gate information:
=====
```

```
Gate id: 2817498611968
Gate state: active
Direction: A->B
Action: drop
Remote source address: *
Remote source port: *
Remote destination address: 3.0.0.102
Remote destination port: 20000
Local source address: [20.50.150.1]
Local source port: [2334]
Local destination address: 10.50.150.1
Local destination port: 2334
Transport: rtp/avp
RTCP: On
Latch: none
DSCP: 0x40 (Effective 16)
Policing: Off
Fast update filter: Off
```

```
show services pgcp gate statistics
user@host> show services pgcp gate gateway pg1 gate-id 98784313601 statistics
Gate Statistics:
=====
```

```
Output packets: 0
Input packets: 0
Dropped packets: 0
Lost RTP packets: 0
Fractional lost RTP packets: 0
```

```
RTCP statistics:
=====
```

```
RTCP Sender statistics:
SSRC : 122598409 Sender octets: 268632      Sender packets: 1599
Invalid packets: 0
```

```
RTCP Receiver statistics:
SSRC: 14479      Lost packets: 0      Lost fraction: 0.00
Jitter: 0
```

```
Received RTCP-XR Statistics:
Packet Loss Concealment: 0      Loss Rate: 0      Discard Rate: 0
```

Round Trip Delay: 0 End System Delay: 0 Signal Level: 0
 Noise Level: 0 RERL: 0 R Factor: 0
 Ext. R Factor: 0 MOS-LQ: 0 MOS-CQ: 0

Received RTCP Burst Metrics Statistics:
 Minimum Gap Threshold: 0 Burst Density: 0 Burst Duration: 0
 Gap loss Density: 0 Gap Duration: 0

Gate measured rate: 0

Rate limiting statistics:

Mark Color	Number of Packets	Number of Bytes
Green	205	41000
Yellow	0	0
Red	0	0

FUF statistics:
 Drop count: 0

```

show services pgcp gate session-mirroring
user@host> show services pgcp gate gateway pg1 gate-id 4295033088 session-mirroring
Gate information:
Gate id: 4295033088
Session mirroring status: On
Session mirroring correlation number: 0x8040c020a060e010
Session mirroring target ID list: [008040c0, ffffffff80]
Session mirroring direction: Egress
  
```

show services pgcp gates

Syntax	show services pgcp gates gateway gateway-name <brief extensive count> <destination-routing-instance vrf> <source-routing-instance vrf> <backup master>
Release Information	Command introduced in Junos OS Release 8.4. brief extensive count options introduced in Junos OS Release 8.5. gateway option introduced in Junos OS Release 9.1 destination-routing-instance option introduced in Junos OS Release 9.3. source-routing-instance option introduced in Junos OS Release 9.3. gateway option was revised in Junos OS Release 9.5. master option introduced in Junos OS Release 9.6 backup option introduced in Junos OS Release 9.6
Description	Display information about gates.
Options	brief —(Optional) Display brief output. extensive —(Optional) Display extensive output. count —(Optional) Display the number of gates currently installed. destination-routing-instance —(Optional) Display information for a particular destination VPN routing and forwarding instance (VRF). source-routing-instance —(Optional) Display information for a particular source VPN routing and forwarding instance (VRF). gateway-name —Name of the virtual BGF for which you want to display gate information. backup —(Optional) Display information for the backup services PIC. This option applies if you are running the virtual BGF on a services PIC or MS-DPC, and you have a primary and backup PIC configured on a virtual redundant MultiServices PIC (rms) interface. master —(Optional) Display information for the Routing Engine or primary services PIC. If the virtual BGF is running on the Routing Engine, gate information for the routing engine is displayed. If the virtual BGF is running on a services PIC, gate information the primary services PIC is displayed. If you do not specify the master or backup options, the master option is the default.
Required Privilege Level	view
List of Sample Output	show services pgcp gates on page 1965 show services pgcp gates gateway count on page 1966 show services pgcp gates gateway extensive on page 1966

Output Fields Table 347 on page 1963 lists the output fields for the **show services pgcp gates** command. Output fields are listed in the approximate order in which they appear.

Table 347: show services pgcp gates Output Fields

Field Name	Field Description	Level of Output
Virtual BGF configuration	Information about the virtual BGF configuration. <ul style="list-style-type: none">• Name—Name of the virtual BGF.• IP address—IP address of the virtual BGF.• Port—Port of the virtual BGF.• Status—Service state of the virtual BGF.	All levels

Table 347: show services pgcp gates Output Fields (*continued*)

Field Name	Field Description	Level of Output
Gate information	<p>Information about gates that are currently installed.</p> <ul style="list-style-type: none"> • Gate id—Numeric identifier of the gate. • Direction—Direction of the gate. <ul style="list-style-type: none"> • A is the termination that was created first. • B is the termination that was created second. • Gate state—State of the gate: Active, Disabled, or Closed. • Action—(extensive level only) Action applied to the gate: forward, add, or drop. • VRF—(extensive level only) If you have VPN aggregation configured, shows the source (ingress) VRF and the destination (egress) VRF. • Remote source address—(extensive level only) IPv4 or IPv6 address of the remote source. • Remote source port—(extensive level only) Remote source port. • Remote destination address—(extensive level only) IPv4 or IPv6 address of the remote destination. • Remote destination port—(extensive level only) Remote destination port. • Local source address—(extensive level only) IPv4 or IPv6 address of the local source. • Local source port—(extensive level only) Local source port. • Local destination address—(extensive level only) IPv4 or IPv6 address of the local destination. • Local destination address —(extensive level only) Local destination port. • Transport—(extensive level only) H.248 media descriptor field: udp, tcp, or rtp avp. • RTCP—(extensive level only) Additional (shadow) gate allocated for the Real-Time Control Protocol (RTCP): auto or off. • Latch—(extensive level only) State of the latch action on the gate: none, latch, or relatch. • DSCP—(extensive level only) DiffServ code point (DSCP) marking value for the gate. • Policing—(extensive level only) Status of policing on the gate: On or Off. • Gate SDR—(extensive level only) Current sustained data rate enforced on the gate. • Gate PDR—(extensive level only) Current peak data rate enforced on the gate. • Gate MBS—(extensive level only) Current maximum burst size enforced on the gate. • RTCP SDR—(extensive level only) Current sustained data rate enforced on RTCP gates. • RTCP PDR—(extensive level only) Current peak data rate enforced on RTCP gates. 	All levels (unless otherwise specified)

Table 347: show services pgcp gates Output Fields (*continued*)

Field Name	Field Description	Level of Output
	<ul style="list-style-type: none"> • RTCP MBS—(extensive level only) Current maximum burst size enforced on RTCP gates. • Fast update filter—(extensive level only) Status of the fast update filter: On or Off. • Service set id—Numeric identifier of the service set. • Media card—Name of the services interface. • Media handler—Name of the service set. • termination-id-string—Name of the termination. 	
Virtual BGF	(count keyword only) Name of the virtual BGF.	none specified
Gate count	(count keyword only) Number of gates currently installed on the virtual BGF.	none specified

Sample Output

```

show services pgcp gates user@host> show services pgcp gates gateway bgf-1
Virtual BGF configuration:
    Name : bgf-1
    IP address : 3.0.0.2
    Port : 2944
    Status : Connected

Gate information:
Gate id: 4295033088
Gate state: Active
Service set id: 1
Media card: sp-0/3/0
Media handler: pgcp-svc-set-1
Termination-id-string: ip/0/r1mvi2/1

Gate id: 4295033089
Gate state: Active
Service set id: 1
Media card: sp-0/3/0
Media handler: pgcp-svc-set-1
Termination-id-string: ip/0/r1mvi0/2

Gate id: 8590000384
Gate state: Active
Service set id: 1
Media card: sp-0/3/0
Media handler: pgcp-svc-set-1
Termination-id-string: ip/0/r1mvi2/3

Gate id: 8590000385
Gate state: Active
Service set id: 1
Media card: sp-0/3/0
Media handler: pgcp-svc-set-1
Termination-id-string: ip/0/r1mvi0/4

```

```

show services pgcp user@host> show services pgcp gates gateway bgf-1 count
gates gateway count Virtual BGF Gate count
bgf-1 4

```

```

show services pgcp user@host> show services pgcp gates gateway bgf-1 extensive
gates gateway Virtual BGF configuration:
extensive

```

```

Name : bgf-1
IP address : 10.9.1.138
Port : 2944
Status : In-Service

```

Gate information:

=====

```

Gate id: 4295033089
Gate state: active
Direction: B->A
Action: forward
VRF: vrf-1 -> vrf-2
Remote source address: 4.0.0.102
Remote source port: *
Remote destination address: 3.0.0.101
Remote destination port: 20000
Local source address: [3.99.99.100]
Local source port: [1024]
Local destination address: 4.99.99.100
Local destination port: 1028
Transport: rtp/avp
RTCP: Off
Latch: none
DSCP: 0x00 (Effective 0)
Policing: On
Gate SDR : 10000 bytes per second
Gate PDR : 10000 bytes per second
Gate MBS : 1000 bytes
RTCP SDR : 500 bytes per second
RTCP PDR : 500 bytes per second
RTCP MBS : 1000 bytes
Fast update filter: Off

```

Gate information:

=====

```

Gate id: 4295033088
Gate state: active
Direction: A->B
Action: forward
VRF: vrf-2 -> vrf-1
Remote source address:
Remote source port: *
Remote destination address: 4.0.0.102
Remote destination port: 10000
Local source address: [4.99.99.100]
Local source port: [1028]
Local destination address: 3.99.99.100

```

Local destination port: 1024
Transport: rtp/avp
RTCP: Off
Latch: none
DSCP: 0x00 (Effective 0)
Policing: Off
Fast update filter: Off

show services pgcp root-termination


Syntax	show services pgcp root-termination gateway <i>gateway-name</i> <backup master>
Release Information	Command introduced in Junos OS Release 8.5. gateway option introduced in Junos OS Release 9.5. master option introduced in Junos OS Release 9.6 backup option introduced in Junos OS Release 9.6
Description	Display information about the H.248 root termination.
	<div>  <p>NOTE: This command is not applicable when the gateway controller for the BGF is a BSG.</p> </div>
Options	<p>gateway <i>gateway-name</i>—Display information about root terminations in H.248 transactions associated with this virtual BGF.</p> <p>backup—(Optional) Display information for the backup services PIC. This option applies if you are running the virtual BGF on a services PIC or MS-DPC, and you have a primary and backup PIC configured on a virtual redundant MultiServices PIC (rms) interface.</p> <p>master—(Optional) Display information for the Routing Engine or primary services PIC. If the virtual BGF is running on the Routing Engine, the route terminations on the routing engine are displayed. If the virtual BGF is running on a services PIC, the route terminations on primary services PIC are displayed. If you do not specify the master or backup options, the master option is the default.</p>
Required Privilege Level	view
List of Sample Output	show services pgcp root-termination on page 1968
Output Fields	Table 348 on page 1968 lists the output fields for the show services pgcp root-termination command. Output fields are listed in the approximate order in which they appear.

Table 348: show services pgcp root-termination Output Fields

Field Name	Field Description
Root termination information	Information about the root terminations in H.248 transactions.

Sample Output

```

show services pgcp root-termination  user@host> show services pgcp root-termination bgf-1
Root termination information:

ROOT {

```

```
MEDIA {  
    TERMINATIONSTATE { SERVICESTATES = INSERVICE,  
        ROOT/MAXNUMBEROFCONTEXTS = 20000,  
        ROOT/MAXTERMINATIONSPERCONTEXT = 2,  
        ROOT/MGCMORIGINATEDPENDINGLIMIT = 15,  
        ROOT/MGCPROVISIONALRESPONSETIMERVALUE = 2000,  
        ROOT/MGCMORIGINATEDPENDINGLIMIT = 15,  
        ROOT/MGPROVISIONALRESPONSETIMERVALUE = 2000,  
        ROOT/NORMALMGCEXECUTIONTIME = 1000,  
        ROOT/NORMALMGCEXECUTIONTIME = 1000,  
        SEG/MGCMAXPDUSIZE = 500,  
        SEG/MGCSEGMENTATIONTIMERVALUE = 6000,  
        SEG/MGMAXPDUSIZE = 500,  
        SEG/MGSEGMENTATIONTIMERVALUE = 6000 }  
},
```

show services pgcp statistics

Syntax	show services pgcp statistics gateway <i>gateway-name</i> <brief extensive> <backup master> <virtual-interface <i>interface-number</i> >
Release Information	Command introduced in Junos OS Release 8.4. brief extensive option introduced in Junos OS Release 9.3. gateway option introduced in Junos OS Release 9.5. master option introduced in Junos OS Release 9.6. backup option introduced in Junos OS Release 9.6. virtual-interface option introduced in Junos OS 11.1
Description	Display information about statistics associated with the virtual border gateway function (vBGF) or for a specific virtual interface on the vBGF.
Options	gateway <i>gateway-name</i> —Display information about statistics associated with this virtual BGF. brief extensive —(Optional) Display the specified level of output. The default level is brief. backup —(Optional) Display information for the backup services PIC. This option applies if you are running the virtual BGF on a services PIC or MS-DPC, and you have a primary and backup PIC configured on a virtual redundant Multiservices PIC (rms) interface. master —(Optional) Display information for the Routing Engine or primary services PIC. If the virtual BGF is running on the Routing Engine, statistics on the Routing Engine are displayed. If the virtual BGF is running on a services PIC, statistics on the primary services PIC are displayed. If you do not specify the master or backup options, the master option is the default.
Required Privilege Level	view
List of Sample Output	show services pgcp statistics on page 1974 show services pgcp statistics extensive on page 1975
Output Fields	Table 349 on page 1971 lists the output fields for the show services pgcp statistics command. Output fields are listed in the approximate order in which they appear.

Table 349: show services pgcp statistics Output Fields

Field Name	Field Description	Level of Output
Virtual BGF configuration	<p>Information about the virtual BGF configuration.</p> <ul style="list-style-type: none"> • Name—Name of the virtual BGF. • Platform—The service interface for the BGF. • IP address—IP address of the virtual BGF. • Routing Instance—Name of the routing instance associated with the virtual BGF. • Port—Port of the virtual BGF. • Status—Status of the virtual BGF: In-Service, Out-of-Service, • Active gateway controller—Gateway controller that is currently controlling this virtual BGF. NULL means that there is no active gateway controller. • Replication socket <ul style="list-style-type: none"> • Connected (Ready)—The replication is ready and a switchover can be processed. • Connected (Syncing)—The replication is synchronizing. Performing a switchover is not safe. • Connected (Error)—An error occurred in the previous switchover. • Disconnected—The backup Routing Engine is down. There is no route to the backup Routing Engine. • Synchronization state—The status of the synchronization between the internal state of the pgcpd process and the flow of media on a data PIC after a failover of the pgcpd process. <ul style="list-style-type: none"> • Idle—The pgcpd process and the data PIC media flow are in synch. • Initializing—The pgcpd process is reading the current status of the data PIC to determine required synchronization. • synchronizing—The pgcpd process is synchronizing its internal state with the data PIC. <p>NOTE: BGF service is not affected when synchronizing. Gates can be created, modified, and deleted normally.</p> <ul style="list-style-type: none"> • Up time—The time, in hours, minutes, and seconds, since the pgcpd process started. <p>NOTE: This metric is not affected by changes to the BGF's administrative state (in-service, out-of-service) or clearing of statistics by use of the clear services pgcp statistics command.</p> <ul style="list-style-type: none"> • Load status—Describes the current load on the system. <ul style="list-style-type: none"> • Normal—The system is not overloaded. • Overloaded—The system is sending overload messages to the gateway controller. • Overloaded (rejecting new calls)—The system is overloaded and is rejecting all attempts to create new gates. 	all
Usage Counters	<p>Information about usage of contexts and emergency contexts.</p> <ul style="list-style-type: none"> • Contexts—The number of active contexts out of the total number of contexts. • Emergency contexts—The number of active contexts that are emergency contexts. 	
BGF MultiServices PIC status	<p>Information about the Multiservice PIC providing the BGF service.</p> <ul style="list-style-type: none"> • Name—Service interface assigned for the BGF. • Status—Connection status of the BGF. 	

Table 349: show services pgcp statistics Output Fields (*continued*)

Field Name	Field Description	Level of Output
Traffic summary	<p>Traffic statistics accumulated since the last time statistics were cleared. Statistics shown are for either the vBGF or for a specifically requested virtual interface.</p> <ul style="list-style-type: none"> • Input Packets—Number of packets received. • Output Packets—Number of packets sent. • Input Octets—Number of octets received. • Output Octets—Number of octets sent. • Dropped packets—Number of packets dropped for each of the following reasons: <ul style="list-style-type: none"> • Rate limit—Number of packets dropped due to rate limiting. • Explicit drop—Packets dropped due to actions on the control plane, such as send-only, receive-only, out-of-service, remote-destination-unknown. • Algs—Count of packets dropped due to L4-L7 validation by ALGs (Application Layer Gateways). • Other—Total number of packets dropped for any of the following reasons: <ul style="list-style-type: none"> • Basic packet verification failure • Source ifl does not match • NAT translation failure ipv4 to ipv6 • Virtual interface out of service • Latching operation not completed 	
H.248 statistics	<p>Information about H.248 statistics. Statistics shown are for either the vBGF or for a specifically requested virtual interface. If the vBGF's controller is a BSG, the statistics represent the number of API messages that are used in lieu of actual H.248 messages.</p> <ul style="list-style-type: none"> • Messages received—Number of H.248 messages received. • Messages sent—Number of H.248 messages sent. • Protocol errors—Number of errors detected for this virtual BGF, including: <ul style="list-style-type: none"> • Syntax errors detected in received messages. • Outgoing transactions that have failed for protocol reasons. 	all
Received Commands	<p>Information about command requests received by the virtual BGF. The following information is shown for each possible command.</p> <ul style="list-style-type: none"> • Total—Total number of commands received, including commands with wildcard termination IDs. • Wildcards—Number of commands received that contain wildcard termination IDs. • Success—Number of success replies sent by the virtual BGF. • Error—Number of error replies sent by the virtual BGF. <p>Commands are not counted in the following cases:</p> <ul style="list-style-type: none"> • The command was not executed because of a previous error. • The command was not fully executed because of its own syntax error, which made it impossible to obtain the command type itself. 	all

Table 349: show services pgcp statistics Output Fields (*continued*)

Field Name	Field Description	Level of Output
Sent Commands	<p>Information about command requests sent by the virtual BGF. The following information is shown for each possible command.</p> <ul style="list-style-type: none"> • Total—Total number of commands sent, including commands with wildcard termination IDs. • Wildcards—Number of commands sent that contain wildcard termination IDs. • Success—Number of success replies received by the virtual BGF. • Error—Number of error replies received by the virtual BGF. <p>Commands are not counted in the following cases:</p> <ul style="list-style-type: none"> • The command was not executed because of a previous error. • The command was not fully executed because of its own syntax error, which made it impossible to obtain the command type itself. 	none brief
ROOT SVC	<p>Information about ServiceChange requests sent by the virtual BGF on the root termination.</p> <ul style="list-style-type: none"> • Total—Total number of commands sent, including commands with wildcard termination IDs. • Wildcards—Number of commands sent that contain wildcard termination IDs. • Success—Number of success replies received by the virtual BGF. • Error—Number of error replies received by the virtual BGF. <p>Commands are not counted in the following cases:</p> <ul style="list-style-type: none"> • The command was not executed because of a previous error. • The command was not fully executed because of its own syntax error, which made it impossible to obtain the command type itself. 	extensive
Termination SVC	<p>Information about ServiceChange requests sent by the virtual BGF on the IP termination.</p> <ul style="list-style-type: none"> • Total—Total number of commands sent, including commands with wildcard termination IDs. • Wildcards—Number of commands sent that contain wildcard termination IDs. • Success—Number of success replies received by the virtual BGF. • Error—Number of error replies received by the virtual BGF. <p>Commands are not counted in the following cases:</p> <ul style="list-style-type: none"> • The command was not executed because of a previous error. • The command was not fully executed because of its own syntax error, which made it impossible to obtain the command type itself. 	extensive

Table 349: show services pgcp statistics Output Fields (*continued*)

Field Name	Field Description	Level of Output
ROOT Notify	<p>Information about notifications sent by the virtual BGF on the root termination.</p> <ul style="list-style-type: none"> • ocp/mg_overloaded—MG overload notifications. • it/ito—Inactivity timeout notifications. • Total—Total number of notifications sent, including notifications with wildcard termination IDs. • Wildcards—Number of notifications sent that contain wildcard termination IDs. • Success—Number of success replies received by the virtual BGF. • Error—Number of error replies received by the virtual BGF. <p>Commands are not counted in the following cases:</p> <ul style="list-style-type: none"> • The command was not executed because of a previous error. • The command was not fully executed because of its own syntax error, which made it impossible to obtain the command type itself. 	extensive
Termination Notify	<p>Information about notifications sent by the virtual BGF on the IP termination.</p> <ul style="list-style-type: none"> • adid/ipstop—IP flow stop detection notifications. • nt/qualert—Quality alert notifications. • adr/rtac—Remote source address changed notifications. • hangterm/thb—Termination heartbeat notifications. • Total—Total number of notifications sent, including notifications with wildcard termination IDs. • Wildcards—Number of notifications sent that contain wildcard termination IDs. • Success—Number of success replies received by the virtual BGF. • Error—Number of error replies received by the virtual BGF. <p>Commands are not counted in the following cases:</p> <ul style="list-style-type: none"> • The command was not executed because of a previous error. • The command was not fully executed because of its own syntax error, which made it impossible to obtain the command type itself. 	extensive

Sample Output

```

show services pgcp statistics user@host> show services pgcp statistics gateway bgf-1
Virtual BGF configuration:
  Name : bgf-1
  Platform : routing-engine [0]
  IP address : 10.50.30.100
  Routing-instance : ri-2
  Port : 2944
  Status : In-Service (Registered)
  Active gateway controller : PGC1
  Replication socket : Disconnected
  Synchronization state : Disabled
  Up time : 1 day, 22 hours, 50 minutes, 37
seconds
  Load status : Normal

```

BGF MultiServices PIC status:

Name : sp-0/3/0
Status : Connected

Statistics since: 3 Days 2 hours 20 secs

Traffic Summary:

Input Packets: 1044066
Output Packets: 1024066
Input Octets: 121044066
Output Octets: 101024066
Dropped packets:
Rate limit: 20/120
Explicit drop: 0/0
Algs: 10/540
Other: 0/0

Usage counters:

Contexts : 11 / 6000
Emergency contexts : 0

H.248 statistics:

Messages received : 5
Messages sent : 3
Protocol errors : 0

Received Commands	Total	Wildcard	Success	Error
Add	0	0	0	0
Add (emergency)	0	0	0	0
AuditValue	1	0	1	0
Modify	1	0	1	0
ServiceChange	0	0	0	0
Subtract	0	0	0	0
Sent Commands	Total	Wildcard	Success	Error
Notify	0	0	0	0
ServiceChange	1	0	1	0

**show services pgcp
statistics extensive**

user@host> show services pgcp statistics gateway bgf-1 extensive

Virtual BGF configuration:

Name : bgf-1
IP address : 10.50.150.100
Port : 2944
Status : In-Service (Registered)

H.248 statistics:

Messages received : 5
Messages sent : 3
Protocol errors : 0

Received Commands	Total	Wildcard	Success	Error
Add	0	0	0	0
Add (emergency)	0	0	0	0

AuditValue	1	0	1	0
Modify	1	0	1	0
ServiceChange	0	0	0	0
Subtract	0	0	0	0
Sent Commands	Total	Wildcard	Success	Error
Notify	0	0	0	0
ServiceChange	1	0	1	0
ROOT SVC	Total	Wildcard	Success	Error
DC/900	0	0	0	0
FL/908	0	0	0	0
FL/909	0	0	0	0
FL/919	0	0	0	0
FL/920	0	0	0	0
FO/904	0	0	0	0
FO/905	0	0	0	0
FO/908	0	0	0	0
GR/905	0	0	0	0
HO/903	0	0	0	0
RS/900	0	0	0	0
RS/901	1	0	1	0
RS/902	0	0	0	0
RS/918	0	0	0	0
Termination SVC	Total	Wildcard	Success	Error
FO/904	0	0	0	0
FO/905	0	0	0	0
FO/906	0	0	0	0
FO/907	0	0	0	0
FO/910	0	0	0	0
FO/915	0	0	0	0
GR/905	0	0	0	0
RS/900	0	0	0	0
RS/918	0	0	0	0
ROOT Notify	Total	Wildcard	Success	Error
ocp/mg_overloaded	0	0	0	0
it/ito	1404	0	1404	0
Termination Notify	Total	Wildcard	Success	Error
adid/ipstop	0	0	0	0
nt/qualert	0	0	0	0
adr/rtac	0	0	0	0
hangterm/thb	0	0	0	0

show services pgcp conversations

Syntax show services pgcp conversations gateway *gateway-name*
 <brief | extensive | terse>
 <backup | master>
 <destination-port *destination-port*>
 <destination-prefix *destination-prefix*>
 <destination-routing-instance *vrf*>
 <gate-id *gate-id*>
gateway-name
 <protocol *protocol*>
 <service-set *service-set*>
 <source-port *source-port*>
 <source-prefix *source-prefix*>
 <source-routing-instance *vrf*>

Release Information Command introduced in Junos OS Release 8.4.
gateway-name option added in Junos OS Release 9.2.
master option introduced in Junos OS Release 9.6
backup option introduced in Junos OS Release 9.6

Description Display information about Packet Gateway Control Protocol (PGCP) conversations.

Options **gateway *gateway-name***—Display information about statistics associated with this virtual border gateway function (BGF).

none—Display standard information about all PGCP conversations.

brief | extensive | terse—(Optional) Display the specified level of output.

backup—(Optional) Display information for the backup services PIC. This option applies if you are running the virtual BGF on a services PIC or MS-DPC, and you have a primary and backup PIC configured on a virtual redundant Multiservices PIC (rms) interface.

master—(Optional) Display information for the Routing Engine or primary services PIC. If the virtual BGF is running on the Routing Engine, the conversations on the routing engine are displayed. If the virtual BGF is running on a services PIC, the conversations on the primary services PIC are displayed. If you do not specify the **master** or **backup** options, the **master** option is the default.

destination-port *destination-port*—(Optional) Display information for a particular destination port.

destination-prefix *destination-prefix*—(Optional) Display information for a particular destination prefix.

destination-routing-instance *vrf*—(Optional) Display information for a particular destination VPN routing and forwarding instance (VRF).

gate *gate-id*—(Optional) Display information about a particular gate.

gateway-name—Display information about a virtual BGF.

protocol *protocol*—(Optional) Display information about one of the following IP protocol types:

- ***number***—Numeric protocol value from 0 to 255
- ***ah***—IPsec Authentication Header protocol
- ***egp***—An exterior gateway protocol
- ***esp***—IPsec Encapsulating Security Payload protocol
- ***gre***—A generic routing encapsulation protocol
- ***icmp***—Internet Control Message Protocol
- ***igmp***—Internet Group Management Protocol
- ***ipip***—IP-over-IP Encapsulation Protocol
- ***ospf***—Open Shortest Path First protocol
- ***pim***—Protocol Independent Multicast protocol
- ***rsvp***—Resource Reservation Protocol
- ***sctp***—Stream Control Protocol
- ***tcp***—Transmission Control Protocol
- ***udp***—User Datagram Protocol

service-set *service-set*—(Optional) Display information for the specific service set.

source-port *source-port*—(Optional) Display information for a particular source port. The range of values is from 0 to 65535.

source-prefix *source-prefix*—(Optional) Display information for a particular source prefix.

source-routing-instance *vrf*—(Optional) Display information for a particular source VPN routing and forwarding instance (VRF).

Required Privilege Level view

List of Sample Output [show services pgcp conversations on page 1980](#)
[show services pgcp conversations extensive on page 1980](#)

Output Fields [Table 350 on page 1978](#) lists the output fields for the **show services pgcp conversations** command. Output fields are listed in the approximate order in which they appear.

Table 350: show services pgcp conversations Output Fields

Field Name	Field Description	Level of Output
Interface	Name of a services interface.	All levels
Service set	Name of a service set. Individual empty service sets are not displayed. If no service set has any flows, a flow table header is printed for each service set.	All levels

Table 350: show services pgcp conversations Output Fields (*continued*)

Field Name	Field Description	Level of Output
Conversation	Information about a group of related flows. <ul style="list-style-type: none"> • ALG Protocol—Application-level gateway protocol. • Number of initiators—Number of flows that initiated a session. • Number of responders—Number of flows that responded in a session. 	All levels
Flow	Protocol used for this flow.	All levels
Source	Source prefix of the flow, in the format <i>source-prefix-port</i> .	All levels
Destination	Destination prefix of the flow.	All levels
State	Status of the flow: <ul style="list-style-type: none"> • Drop—Drop all packets in the flow without response. • Forward—Forward the packet in the flow without looking at it. • Reject—Drop all packets in the flow with response. • Watch—Inspect packets in the flow. 	All levels
Dir	Direction of the flow: input (I) or output (O).	All levels
Frm Count	Number of frames in the flow.	All levels
Gate id	Numeric identifier of the gate.	All levels
NAT source	Original and translated source IPv4 or IPv6 addresses are displayed if Network Address Translation (NAT) is configured on this particular flow or conversation.	All levels
NAT dest	Original and translated destination IPv4 or IPv6 addresses are displayed if NAT is configured on this particular flow or conversation.	All levels
Byte count	Number of bytes forwarded in the flow.	extensive
Flow role	Role of the flow that is under evaluation: Initiator , Master , Responder , or Unknown .	extensive
Timeout	Lifetime of the flow, in seconds.	extensive
Tman Policing	Whether traffic-management policing is ON or OFF	extensive
SDR	Sustained data rate being enforced for the gate.	extensive
SDR MBS	Sustained data rate maximum burst size being enforced for the gate.	extensive
PDR	Peak data rate being enforced for the gate.	extensive
PDR MBS	Peak data rate maximum burst size being enforced for the gate.	extensive

Sample Output

```

user@host> show services pgcp conversations
Interface: sp-0/3/0, Service set: bgf-svc-set-1

Conversation: ALG protocol: any
Number of initiators: 2, Number of responders: 2
Flow                               State   Dir      Frm count
UDP                                4.0.0.102:0 -> 4.99.99.100:1024 Forward I      20051
Gate id: 8590000385
  NAT source      4.0.0.102:0 -> 3.99.99.100:1024
  NAT dest        4.99.99.100:1024 -> 3.0.0.101:49174
UDP                                4.0.0.102:0 -> 4.99.99.100:1025 Forward I      0
Gate id: 8590000385
  NAT source      4.0.0.102:0 -> 3.99.99.100:1025
  NAT dest        4.99.99.100:1025 -> 3.0.0.101:49175
UDP                                0.0.0.0:0 -> 3.99.99.100:1024 Forward I      19551
Gate id: 8590000384
  NAT source      0.0.0.0:0 -> 4.99.99.100:1024
  NAT dest        3.99.99.100:1024 -> 4.0.0.102:49234
UDP                                0.0.0.0:0 -> 3.99.99.100:1025 Forward I      0
Gate id: 8590000384
  NAT source      0.0.0.0:0 -> 4.99.99.100:1025
  NAT dest        3.99.99.100:1025 -> 4.0.0.102:49235

Conversation: ALG protocol: any
Number of initiators: 1, Number of responders: 1
Flow                               State   Dir      Frm count
UDP                                3.0.0.101:0 -> 3.99.99.100:5060 Forward I      2
Gate id: 4295033088
  NAT source      3.0.0.101:0 -> 4.99.99.100:5060
  NAT dest        3.99.99.100:5060 -> 4.0.0.102:5060
UDP                                4.0.0.102:0 -> 4.99.99.100:5060 Forward I      3
Gate id: 4295033089
  NAT source      4.0.0.102:0 -> 3.99.99.100:5060
  NAT dest        4.99.99.100:5060 -> 3.0.0.101:5060

user@host> show services pgcp conversations bgf-1 extensive
Interface: rsp1, Service set: bgf-svc-set-1

Number of initiators: 2, Number of responders: 2
Flow                               State   Dir      Frm count
Gate id: 4295033088
UDP                                4.0.0.102:0 -> 10.50.100.1:1024 Forward I      0
  NAT source      4.0.0.102:0 -> 20.50.100.1:1024
  NAT dest        10.50.100.1:1024 -> 4.0.0.101:10000
Byte count: 0
Flow role: Master, Timeout: 429496728
Tman Policing: ON
SDR   : 10000 bytes per second
SDR MBS: 1000 bytes
PDR   : 10000 bytes per second
PDR MBS: 1000 bytes
Gate id: 4295033088
UDP                                4.0.0.102:0 -> 10.50.100.1:1025 Forward I      0
  NAT source      4.0.0.102:0 -> 20.50.100.1:1025
  NAT dest        10.50.100.1:1025 -> 4.0.0.101:10001
Byte count: 0
Flow role: Initiator, Timeout: 429496728
Tman Policing: ON

```

```
SDR      : 500 bytes per second
SDR MBS: 1000 bytes
PDR      : 500 bytes per second
PDR MBS: 1000 bytes
Gate id: 4295033089
UDP       4.0.0.101:0      ->    20.50.100.1:1024 Forward I           0
  NAT source      4.0.0.101:0      ->    10.50.100.1:1024
  NAT dest        20.50.100.1:1024 ->    4.0.0.102:10000
Byte count: 0
Flow role: Responder, Timeout: 6000
Tman Policing: OFF
Gate id: 4295033089
UDP       4.0.0.101:0      ->    20.50.100.1:1025 Forward I           0
  NAT source      4.0.0.101:0      ->    10.50.100.1:1025
  NAT dest        20.50.100.1:1025 ->    4.0.0.102:10001
Byte count: 0
Flow role: Responder, Timeout: 429496728
Tman Policing: OFF
```

show services pgcp flows

Syntax `show services pgcp flows gateway gateway-name`
 `<brief | extensive | terse>`
 `<backup | master>`
 `<count>`
 `<destination-port destination-port>`
 `<destination-prefix destination-prefix>`
 `<destination-routing-instance vrf>`
 `<gate-id gate-id>`
 `<gateway-name>`
 `<protocol protocol>`
 `<service-set service-set>`
 `<source-port source-port>`
 `<source-prefix source-prefix>`
 `<source-routing-instance vrf>`

Release Information Command introduced in Junos OS Release 8.4.
 gate-id option added in Release 9.2.
 gateway-name option added in Junos OS Release 9.2.
 destination-routing-instance option added in Junos OS Release 9.3.
 source-routing-instance option added in Junos OS Release 9.3.
 master option introduced in Junos OS Release 9.6
 backup option introduced in Junos OS Release 9.6

Description Display information for Packet Gateway Control Protocol (PGCP) flows.

Options **gateway *gateway-name***—Display information about statistics associated with this virtual border gateway function (BGF).

none—Display standard information about all PGCP flows.

brief | extensive | terse—(Optional) Display the specified level of output.

backup—(Optional) Display information for the backup services PIC. This option applies if you are running the virtual BGF on a services PIC or MS-DPC, and you have a primary and backup PIC configured on a virtual redundant Multiservices PIC (rms) interface.

master—(Optional) Display information for the Routing Engine or primary services PIC. If the virtual BGF is running on the Routing Engine, the flows on the routing engine are displayed. If the virtual BGF is running on a services PIC, the flows on the primary services PIC are displayed. If you do not specify the **master** or **backup** options, the **master** option is the default.

count—(Optional) Display a count of the matching entries.

destination-port *destination-port*—(Optional) Display information for a particular destination port.

destination-prefix *destination-prefix*—(Optional) Display information for a particular destination prefix.

destination-routing-instance *vrf*—(Optional) Display information for a particular destination VPN routing and forwarding instance (VRF).

gate *gate-id*—(Optional) Display information about a particular gate.

gateway-name—(Optional) Display information about a particular virtual BGF.

protocol *protocol*—(Optional) Display information about one of the following IP protocol types:

- **number**—Numeric protocol value from 0 to 255
- **ah**—IPsec Authentication Header protocol
- **egp**—An exterior gateway protocol
- **esp**—IPsec Encapsulating Security Payload protocol
- **gre**—A generic routing encapsulation protocol
- **icmp**—Internet Control Message Protocol
- **igmp**—Internet Group Management Protocol
- **ipip**—IP-within-IP Encapsulation Protocol
- **ospf**—Open Shortest Path First protocol
- **pim**—Protocol Independent Multicast protocol
- **rsvp**—Resource Reservation Protocol
- **sctp**—Stream Control Protocol
- **tcp**—Transmission Control Protocol
- **udp**—User Datagram Protocol

service-set *service-set*—(Optional) Display information for a particular service set.

source-port *source-port*—(Optional) Display information for a particular source port.

source-prefix *source-prefix*—(Optional) Display information for a particular source prefix.

source-routing-instance *vrf*—(Optional) Display information for a particular source VPN routing and forwarding instance (VRF).

Required Privilege Level	view
List of Sample Output	show services pgcp flows on page 1985 show services pgcp flows extensive on page 1985
Output Fields	Table 351 on page 1984 lists the output fields for the show services pgcp flows command. Output fields are listed in the approximate order in which they appear.

Table 351: show services pgcp flows Output Fields

Field Name	Field Description	Level of Output
Interface	Name of the services interface.	All levels
Service set	Name of a service set. Individual empty service sets are not displayed. If no service set has any flows, a flow table header is displayed for each service set.	All levels
Flow	Protocol used for this flow.	All levels
Source	Source prefix of the flow in the format <i>source-prefix:port</i> .	All levels
Dest	Destination prefix of the flow.	All levels
State	Status of the flow: <ul style="list-style-type: none"> • Drop—Drop all packets in the flow without response. • Forward—Forward the packet in the flow without looking at it. • Reject—Drop all packets in the flow with response. • Watch—Inspect packets in the flow. 	All levels
Dir	Direction of the flow: input (I), output (O), or unknown (U).	All levels
Frm count	Number of frames in the flow.	All levels
Gate id	Numeric identifier of the gate.	All levels
NAT source	Original and translated source IPv4 or IPv6 addresses are displayed if Network Address Translation (NAT) is configured on this particular flow or conversation.	All levels
NAT dest	Original and translated destination IPv4 or IPv6 addresses are displayed if NAT is configured on this particular flow or conversation.	All levels
VRF	If you have VPN aggregation configured, shows the source (ingress) VRF and the destination (egress) VRF.	extensive
Byte count	Number of bytes forwarded in the flow.	extensive
Flow role	Role of the flow that is under evaluation: Initiator , Master , Responder , or Unknown .	extensive
Timeout	Lifetime of the flow, in seconds.	extensive
Tman Policing	Whether traffic-management policing is ON or OFF	extensive
SDR	Sustained data rate being enforced for the gate.	extensive
SDR MBS	Sustained data rate maximum burst size being enforced for the gate.	extensive
PDR	Peak data rate being enforced for the gate.	extensive
PDR MBS	Peak data rate maximum burst size being enforced for the gate.	extensive

Sample Output

```

user@host> show services pgcp flows gateway VBGF1
Interface: sp-0/3/0, Service set: bgf-svc-set-1
Flow                                     State   Dir   Frm count
UDP      4.0.0.102:0      ->      4.99.99.100:1024 Forward I      21531
Gate id: 8590000385
  NAT source      4.0.0.102:0      ->      3.99.99.100:1024
  NAT dest      4.99.99.100:1024 ->      3.0.0.101:49174
UDP      0.0.0.0:0      ->      3.99.99.100:1024 Forward I      20999
Gate id: 8590000384
  NAT source      0.0.0.0:0      ->      4.99.99.100:1024
  NAT dest      3.99.99.100:1024 ->      4.0.0.102:49234
UDP      4.0.0.102:0      ->      4.99.99.100:5060 Forward I        3
Gate id: 4295033089
  NAT source      4.0.0.102:0      ->      3.99.99.100:5060
  NAT dest      4.99.99.100:5060 ->      3.0.0.101:5060
UDP      3.0.0.101:0      ->      3.99.99.100:5060 Forward I        2
Gate id: 4295033088
  NAT source      3.0.0.101:0      ->      4.99.99.100:5060
  NAT dest      3.99.99.100:5060 ->      4.0.0.102:5060
UDP      0.0.0.0:0      ->      3.99.99.100:1025 Forward I        0
Gate id: 8590000384
  NAT source      0.0.0.0:0      ->      4.99.99.100:1025
  NAT dest      3.99.99.100:1025 ->      4.0.0.102:49235
UDP      4.0.0.102:0      ->      4.99.99.100:1025 Forward I        0
Gate id: 8590000385
  NAT source      4.0.0.102:0      ->      3.99.99.100:1025
  NAT dest      4.99.99.100:1025 ->      3.0.0.101:49175

```

```

user@host> show services pgcp flows bgf-1 extensive
Interface: rsp1, Service set: bgf-svc-set-1
Flow                                     State   Dir   Frm count
Gate id: 4295033088
UDP      4.0.0.102:0      ->      10.50.100.1:1024 Forward U        0
  NAT source      4.0.0.102:0      ->      20.50.100.1:1024
  NAT dest      10.50.100.1:1024 ->      4.0.0.101:10000
VRF: vrf1 -> vrf2
  Byte count: 0
  Flow role: Master, Timeout: 429496728
  Tman Policing: ON
  SDR      : 10000 bytes per second
  SDR MBS: 1000 bytes
  PDR      : 10000 bytes per second
  PDR MBS: 1000 bytes
Gate id: 4295033088
UDP      4.0.0.102:0      ->      10.50.100.1:1025 Forward U        0
  NAT source      4.0.0.102:0      ->      20.50.100.1:1025
  NAT dest      10.50.100.1:1025 ->      4.0.0.101:10001
VRF: vrf1 -> vrf2
  Byte count: 0
  Flow role: Initiator, Timeout: 429496728
  Tman Policing: ON
  SDR      : 500 bytes per second
  SDR MBS: 1000 bytes
  PDR      : 500 bytes per second
  PDR MBS: 1000 bytes
Gate id: 4295033089
UDP      4.0.0.101:0      ->      20.50.100.1:1024 Forward U        0
  NAT source      4.0.0.101:0      ->      10.50.100.1:1024

```

```
      NAT dest      20.50.100.1:1024    ->      4.0.0.102:10000
VRF:  vrf1 -> vrf2
      Byte count: 0
      Flow role: Responder, Timeout: 6000
      Tman Policing: OFF
Gate id: 4295033089
UDP      4.0.0.101:0    ->      20.50.100.1:1025 Forward U      0
      NAT source      4.0.0.101:0    ->      10.50.100.1:1025
      NAT dest      20.50.100.1:1025    ->      4.0.0.102:10001
VRF:  vrf1 -> vrf2
      Byte count: 0
      Flow role: Responder, Timeout: 429496728
      Tman Policing: OFF
```


show services pgcp terminations

Syntax	show services pgcp terminations gateway <i>gateway-name</i> <brief h248 count> <backup master> <termination-prefix <i>prefix</i>>
Release Information	<p>Command introduced in Junos OS Release 8.4.</p> <p>brief h248 count option introduced in Junos OS Release 8.5.</p> <p>termination-prefix option introduced in Junos OS Release 8.5.</p> <p>gateway option revised in Junos OS Release 9.5.</p> <p>master option introduced in Junos OS Release 9.6</p> <p>backup option introduced in Junos OS Release 9.6</p>
Description	Display summary information about all Packet Gateway Control Protocol (PGCP) terminations.
Options	<p>gateway <i>gateway-name</i>—Display information about terminations associated with this virtual border gateway function (BGF).</p> <p>brief h248 count—(Optional) Display the specified level of output.</p> <p>backup—(Optional) Display information for the backup services PIC. This option applies if you are running the virtual BGF on a services PIC or MS-DPC, and you have a primary and backup PIC configured on a virtual redundant Multiservices PIC (rms) interface.</p> <p>master—(Optional) Display information for the Routing Engine or primary services PIC. If the virtual BGF is running on the Routing Engine, the terminations on the routing engine are displayed. If the virtual BGF is running on a services PIC, the terminations on the primary services PIC are displayed. If you do not specify the master or backup options, the master option is the default.</p> <p>termination-prefix <i>prefix</i>—(Optional) Display information based on the termination prefix.</p>
Required Privilege Level	view
List of Sample Output	<p>show services pgcp terminations on page 1988</p> <p>show services pgcp terminations brief on page 1989</p> <p>show services pgcp terminations count on page 1989</p> <p>show services pgcp terminations h248 on page 1989</p> <p>show services pgcp terminations termination-prefix brief on page 1991</p> <p>show services pgcp terminations termination-prefix h248 on page 1991</p>
Output Fields	<p>Table 352 on page 1988 lists the output fields for the show services pgcp terminations command. Output fields are listed in the approximate order in which they appear.</p>

Table 352: show services pgcp terminations Output Fields

Field Name	Field Description	Level of Output
virtual BGF configuration	Information about the virtual BGF configuration. <ul style="list-style-type: none"> • Name—Name of the BGF. • IP address—IP address of the BGF. • Port—Port of the BGF. • Status—Status of the BGF. 	All levels except count
Termination name	Name of the termination.	none specified and brief
State	State of the termination: In-service or Out-of-service .	none specified and brief
Duration	Period of time that termination and gates exist, in milliseconds.	none specified and brief
Gate-id	Numeric identifier of the termination.	none specified and brief
Direction	<ul style="list-style-type: none"> • A is the termination that was created first. • B is the termination that was created second. 	none specified and brief
State	State of the gate: active , disabled , or closed .	none specified and brief
Action	Action applied to the gate: forward , add , or drop .	none specified and brief
Gateway name	Name of the BGF.	none specified and brief
Terminations count	Number of terminations.	count
Termination Information	Information about the termination in the form of an H.248 transaction.	h248

Sample Output

```

user@host> show services pgcp terminations gateway bgf-1
Virtual BGF configuration:

    Name                : bgf-1
    IP address           : 3.0.0.2
    Port                 : 2944
    Status               : In-Service

    Termination name      State      Duration(msecs)
    ip/4/vif-0/2         In-service 9628

```

Gate-id	Direction	State	Action
4295033088	A->B	active	forward
4295033089	B->A	active	forward

Termination name	State	Duration(msecs)
ip/4/vif-0/3	In-service	9632

Gate-id	Direction	State	Action
4295033088	A->B	active	forward
4295033089	B->A	active	forward

show services pgcp terminations brief user@host> show services pgcp terminations bgf-1 brief
Virtual BGF configuration:

```
Name                : pg1
IP address           : 3.0.0.2
Port                 : 2944
Status               : In-Service
```

Termination name	State	Duration(msecs)
ip/4/vif-0/1	In-service	109735

Gate-id	Direction	State	Action
4295033088	A->B	active	forward
4295033089	B->A	active	drop

Termination name	State	Duration(msecs)
ip/4/vif-0/2	In-service	109736

Gate-id	Direction	State	Action
4295033088	A->B	active	forward
4295033089	B->A	active	drop

show services pgcp terminations count user@host> show services pgcp terminations gateway bgf-1 count
Virtual BGF Terminations Count
bgf-1 2

show services pgcp terminations h248 user@host> show services pgcp terminations gateway bgf-1 h248
Termination information:

```
ip/4/vif-0/2 {
  MEDIA {
    TERMINATIONSTATE { SERVICESTATES = INSERVICE },
    STREAM = 1 {
      LOCALCONTROL { MODE = SENDRECEIVE,
        DS/DSCP = 00,
        TMAN/MBS = 10,
        TMAN/PDR = 0,
        TMAN/POL = ON,
        TMAN/SDR = 1000,
        MGCINFO/DB = 00,
        GM/RSB = ON,
        GM/SAF = ON,
        GM/SAM = "[42.0.3.11]",
        GM/SPF = OFF,
```

```

                                GM/ESAS = OFF,
                                GM/ESPS = OFF },

                                LOCAL {
v=0
c=IN IP4 40.1.1.100
m=- 1024 rtp/avp -
b=AS:0
                                },
                                REMOTE {
v=0
c=IN IP4 42.0.3.11
m=- 10000 rtp/avp -
b=AS:0
                                }
                                }
                                },
                                SIGNALS { IPNAPT/LATCH { STREAM = 1, NAPT = OFF, NOTIFYCOMPLETION = { TIMEOUT
} } },
                                EVENTS { HANGTERM/THB { TIMERX= 30 } }

                                }

Termination information:
ip/4/vif-0/2 {
    MEDIA {
        TERMINATIONSTATE { SERVICESTATES = INSERVICE },
        STREAM = 1 {
            LOCALCONTROL { MODE = SENDRECEIVE,
                            DS/DSCP = 00,
                            TMAN/MBS = 10,
                            TMAN/PDR = 0,
                            TMAN/POL = ON,
                            TMAN/SDR = 1000,
                            MGCINFO/DB = 00,
                            GM/RSB = ON,
                            GM/SAF = ON,
                            GM/SAM = "[42.0.3.11]",
                            GM/SPF = OFF,
                            GM/ESAS = OFF,
                            GM/ESPS = OFF },

                                LOCAL {
v=0
c=IN IP4 40.1.1.100
m=- 1024 rtp/avp -
b=AS:0
                                },
                                REMOTE {
v=0
c=IN IP4 42.0.3.11
m=- 10000 rtp/avp -
b=AS:0
                                }
                                }
                                },
                                SIGNALS { IPNAPT/LATCH { STREAM = 1, NAPT = OFF, NOTIFYCOMPLETION = { TIMEOUT
} } }.
                                EVENTS { HANGTERM/THB { TIMERX= 30 } }

                                }

```

```

show services pgcp terminations brief gateway bgf-1 termination-prefix ip/4/vif-0/2
Virtual BGF configuration:
Name : bgf-1
IP address : 10.50.10.100
Port : 2944
Status : Connected

Termination name      State      Duration(msecs)
ip/4/vif-0/2          In-service 42068
Gate-id               Direction State      Action
184683659520          A->B       active     forward
184683659521          B->A       active     forward

show services pgcp terminations h248 gateway bgf-1 termination-prefix ip/4/vif-0/2
Termination information:
ip/4/vif-0/2 {
  MEDIA {
    TERMINATIONSTATE { SERVICESTATES = INSERVICE },
    STREAM = 1 {
      LOCALCONTROL { MODE = SENDRECEIVE,
        DS/DSCP = 00,
        TMAN/MBS = 10,
        TMAN/PDR = 0,
        TMAN/POL = ON,
        TMAN/SDR = 1000,
        MGCINFO/DB = 00,
        GM/RSB = ON,
        GM/SAF = ON,
        GM/SAM = "[42.0.3.11]",
        GM/SPF = OFF,
        GM/ESAS = OFF,
        GM/ESPS = OFF },
      LOCAL {
        v=0
        c=IN IP4 40.1.1.100
        m=- 1024 rtp/avp -
        b=AS:0
      },
      REMOTE {
        v=0
        c=IN IP4 42.0.3.11
        m=- 10000 rtp/avp -
        b=AS:0
      }
    },
    SIGNALS { IPNAPT/LATCH { STREAM = 1, NAPT = OFF, NOTIFYCOMPLETION = { TIMEOUT
    } } },
    EVENTS { HANGTERM/THB { TIMERX= 30 } }
  }
}

```


PTSP Operational Mode Commands

Table 353 on page 1993 summarizes the command-line interface (CLI) commands you can use to monitor and troubleshoot the packet-triggered subscribers and policy control (PTSP) services. Commands are listed in alphabetical order.

Table 353: PTSP Operational Mode Commands

Task	Command
Clear the packet-triggered subscriber session and log out the specified subscriber.	<code>clear services subscriber sessions</code>
Clear the subscriber profile associated with the given subscriber.	<code>clear request services subscribers</code>
Set the subscriber profile associated with the given subscriber.	<code>set request services subscribers</code>
Display bandwidth information about the packet-triggered subscribers.	<code>show services subscriber bandwidth</code>
Display information about the active dynamic policies applied to the specific subscribers.	<code>show services subscriber dynamic-policies</code>
Display information about the data flows associated with the specific subscriber.	<code>show services subscriber flows</code>
Display information about the active packet-triggered subscriber sessions on the router.	<code>show services subscriber sessions</code>
Display information about the data traffic statistics for the specified packet-triggered subscriber and for each service rule attached to that subscriber.	<code>show services subscriber statistics</code>



NOTE: PTSP services are supported on the MultiServices Dense Port Concentrator (MS-DCP) on the MX Series routers.



NOTE: For information about how to configure the PTSP services, see the *Junos OS Subscriber Access Configuration Guide*.

clear services subscriber sessions

Syntax	<code>clear services subscriber sessions client-id <i>client-id</i></code>
Release Information	Command introduced in Junos OS Release 10.2.
Description	Clear the packet-triggered subscriber sessions on the router to log out the subscribers.
Options	<code>client-id <i>client-id</i></code> —Logs out the packet-triggered subscriber with this client ID. The client ID is a generated identifier assigned to each packet-triggered subscriber known to the router.
Required Privilege Level	clear
Related Documentation	<ul style="list-style-type: none">• show services subscriber sessions on page 2005
List of Sample Output	clear services subscriber sessions on page 1995
Output Fields	When you issue this command, you are provided feedback on the status of your request.

Sample Output

<code>clear services subscriber sessions</code>	<pre>user@host> clear services subscriber sessions client-id 1 Initiated logout request for 1 subscriber session(s)</pre>
---	--

clear request services subscribers

Syntax	request services subscribers clear subscriber-profile <i>profile</i> client-id <i>client-id</i>
Release Information	Command introduced in Junos OS Release 11.4.
Description	Clear the subscriber profile associated with the given subscriber.
Options	<i>profile</i> —Name of the subscriber profile to clear the active subscriber profile for the given subscriber. <i>client-id</i> —Client session ID assigned to the subscriber.
Required Privilege Level	clear
List of Sample Output	request services subscriber clear subscriber-profile tc_act_prof client-id on page 1996

Sample Output

request services	user@host>request services subscriber clear subscriber-profile tc_act_prof client-id
subscriber clear	2533274790395909 display xml
subscriber-profile	rpc-reply xmlns:junos="http://xml.juniper.net/junos/11.1I0/junos"
tc_act_prof client-id	packet-triggered-subscribers-information
	xmlns="http://xml.juniper.net/junos/11.1I0/junos-packet-triggered-subscribers"
	service-subscribers-request-result junos:style="success"
	/service-subscribers-request-result
	/packet-triggered-subscribers-information
	cli
	banner/banner
	/cli
	/rpc-reply

set request services subscribers

Syntax	<code>request services subscribers set subscriber-profile <i>profile</i> client-id <i>client-id</i></code>
Release Information	Command introduced in Junos OS Release 11.4.
Description	Set the subscriber profile associated with the given subscriber.
Options	<p><i>profile</i>—Name of the subscriber profile to create or override the currently active subscriber profile for the given subscriber.</p> <p><i>client-id</i>—Client session ID assigned to the subscriber.</p>
Required Privilege Level	view
List of Sample Output	request services subscriber set subscriber-profile tc_act_prof client-id on page 1997

Sample Output

```

request services  user@host> request services subscriber set subscriber-profile tc_act_prof client-id
subscriber set    2533274790395909 | display xml
subscriber-profile rpc-reply xmlns:junos="http://xml.juniper.net/junos/11.1I0/junos"
tc_act_prof client-id xmlns="http://xml.juniper.net/junos/11.1I0/junos-packet-triggered-subscribers"
                  packet-triggered-subscribers-information
                  service-subscribers-request-result junos:style="success"
                  /service-subscribers-request-result
                  /packet-triggered-subscribers-information
                  cli
                  banner/banner
                  /cli
                  /rpc-reply

```

show services subscriber bandwidth

Syntax	<pre>show services subscriber bandwidth <client-id <i>client-id</i>> <interface <i>interface-name</i>> <top-talkers <i>top-talkers</i>> <ip-address <i>ip-address</i>> <service-interface <i>interface-name</i>> <top-talkers <i>top-talkers</i>></pre>
Release Information	Command introduced in Junos OS Release 10.2.
Description	Display bandwidth information about subscribers with the specified criteria. The bandwidth is computed at fixed intervals on the MS-DPC and only the last interval is used for comparison.
Options	<p>client-id <i>client-id</i>—(Optional) Displays bandwidth information for the subscriber with this client ID. The client ID is a generated identifier assigned to each packet-triggered subscriber known to the router.</p> <p>interface <i>interface-name</i>—(Optional) Displays bandwidth information for the subscriber with this underlying interface name.</p> <p>ip-address <i>ip-address</i>—(Optional) Displays bandwidth information for the subscriber with this IPv4 address.</p> <p>service-interface <i>interface-name</i>—(Optional) Displays bandwidth information for the subscriber with this service interface name.</p> <p>top-talkers <i>number-top-talkers</i>—(Optional) Displays bandwidth information for the specified number of subscribers using the most bandwidth based on the input-bps or output-bps values for the interface or service interface.</p>
Required Privilege Level	view
List of Sample Output	show services subscriber bandwidth client-id on page 1999
Output Fields	Table 354 on page 1998 lists the output fields for the show services subscriber bandwidth command. Output fields are listed in the approximate order in which they appear.

Table 354: show services subscriber bandwidth Output Fields

Field Name	Field Description
client-id	Client identifier.
input-bps	Ingress bandwidth in bytes per second.
output-bps	Egress bandwidth in bytes per second.
input-pps	Ingress bandwidth in packets per second.
output-pps	Egress bandwidth in packets per second.

Sample Output

```
show services subscriber bandwidth client-id 1
subscriber bandwidth client-id 1
client-id input-bps output-bps input-pps output-pps
1 20 20 1000 1000
```

show services subscriber dynamic-policies

Syntax	show services subscriber dynamic-policies client-id <i>client-id</i>
Release Information	Command introduced in Junos OS Release 10.2.
Description	Display information about the active dynamic policies applied to the specified subscriber.
Options	client-id <i>client-id</i> —Displays information about the active dynamic policies applied to the subscriber with this client ID. The client ID is a generated identifier assigned to each packet-triggered subscriber known to the router.
Required Privilege Level	view
List of Sample Output	show services subscriber dynamic-policies client-id on page 2001
Output Fields	Table 355 on page 2000 lists the output fields for the show services subscriber dynamic-policies command. Output fields are listed in the approximate order in which they appear.

Table 355: show services subscriber dynamic-policies Output Fields

Field Name	Field Description
Subscriber session	Client identifier.
Policy name	Dynamic policy identifier.
rpr	Rule precedence for the dynamic policy.
d	Direction of the dynamic policy.
Template	Service rule associated with the dynamic policy.
tpr	Term precedence.
ra	Remote address.
rm	Remote address mask.
lpl	Lower boundary for the local port range.
lph	Upper boundary for the local port range.
rpl	Lower boundary for the remote port range.
rph	Upper boundary for the remote port range.
p	Protocol.

Table 355: show services subscriber dynamic-policies Output Fields (*continued*)

Field Name	Field Description
a-f	Action.
a-s	Type of statistics collection and aggregation.
a-fc	Forwarding class.
a-p-l	Policer instance.
a-p-bw	Policer bandwidth.
a-p-mbs	Policer maximum burst size.
a-fu	Unit number for forwarding instance.
anl	Application names.
agl	Application group name.

Sample Output

```

show services subscriber dynamic-policies client-id
user@host> show services subscriber dynamic-policies client-id 1
Subscriber session 1 policy
  Policy name: 1311465998724890695
  rpr: 200
  d: input-output
    Template: __svc_rule__
    tpr: 100
    ra: 0.0.0.0
    rm: 0
    lpl: 0
    lph: 65535
    rpl: 0
    rph: 65535
    p: 0
    a-f: accept forwarding-class
    a-s:
      a-fc: assured-forwarding
      a-p-i: 0
      a-p-bw: 0
      a-p-mbs: 0
      a-fu: 0
      anl: junos:http
      agl: junos:web
    Template: __svc_rule__
    tpr: 100
    ra: 10.10.10.0
    rm: 0
    lpl: 0
    lph: 65535
    rpl: 0

```

```
rph: 65535
p: 0
a-f: accept
a-s:
a-fc:
a-p-i: 0
a-p-bw: 0
a-p-mbs: 0
a-fu: 0
anl:
agl:
```


show services subscriber flows

Syntax	show services subscriber flows client-id <i>client-id</i>
Release Information	Command introduced in Junos OS Release 10.2. Offload status for flows using Juniper Forwarding Mechanism (JFM) added in Junos OS Release 12.1.
Description	Display information about the data flows associated with the specified subscriber. Offloading using JFM is supported only on MX Series routers with Modular Port Concentrators (MPCs) for the packet-triggered subscribers and policy control (PTSP) plug-in.
Options	client-id <i>client-id</i> —Displays information about the data flows associated with the subscriber identified by this client ID. The client ID is a generated identifier assigned to each packet-triggered subscriber known to the router.
Required Privilege Level	view
List of Sample Output	show services subscriber flows client-id on page 2004 show services subscriber flows client-id for offloading using JFM on page 2004
Output Fields	Table 356 on page 2003 lists the output fields for the show services subscriber flows command. Output fields are listed in the approximate order in which they appear.

Table 356: show services subscriber flows Output Fields

Field Name	Field Description
Subscriber session	Client identifier.
Number of data flows	Number of data sessions associated with this subscriber.
Data flow high-water-mark	High water mark number of concurrent data sessions for this subscriber. This value is never reset during the login session.
5-tuple	5 tuple information for each flow.
Application-ID	Application ID for each flow.
Policy-name	Service rule name for each flow.
Dir	Direction of each flow.
Packets	Information about counter statistics for each flow.
Bytes	Information about counter statistics for each flow.

Table 356: show services subscriber flows Output Fields (*continued*)

Field Name	Field Description
Off	The status of offload to Packet Forwarding Engine using JFM. The various options are: <ul style="list-style-type: none"> • Not Offloaded (-) • Offload requested but not completed (R) • Offload requested and completed (O)
Action	Action of the service rule for each flow.

Sample Output

```

show services subscriber flows client-id
user@host> show services subscriber flows client-id 1
Subscriber session 1
Number of data flows: 1
Data flows high-water-mark: 8180
5-tuple
80.1.1.2:45287->90.2.255.2:80,6      Application-ID      Policy-name      Dir
junos:http      ptsp-appl/23      I
Packets      Bytes      Action
6      511      C-T

show services subscriber flows client-id for offloading using JFM
user@host> show services subscriber flows client-id 1
5-tuple      Application-ID      Policy-name      Dir      Packets
Bytes Off Action
80.1.1.2:45288->90.2.255.2:80,6      junos:http      ptsp-appl/23      I      12
1511 -      C-T
80.1.1.2:45287->90.2.255.2:80,6      junos:http      ptsp-appl/23      I      6
511 R      C-T
80.1.1.2:45287->91.4.2.200:80,6      junos:http      ptsp-appl/23      I      645
5329 O      C-T

```

show services subscriber sessions

Syntax	<pre>show services subscriber sessions <brief detail summary> <client-id <i>client-id</i>> <interface <i>interface-name</i>> <ip-address <i>ip-address</i>> <routing-instance <i>routing-instance-name</i>> <service-interface <i>interface-name</i>> <user-id <i>user-id</i>></pre>
Release Information	Command introduced in Junos OS Release 10.2.
Description	Display information about the active packet-triggered subscriber sessions on the router.
Options	<p>brief detail summary—(Optional) Display the specified level of output. The default level is brief.</p> <p>client-id <i>client-id</i>—(Optional) Displays information about the active packet-triggered subscriber sessions for this client ID. The client ID is a generated identifier assigned to each packet-triggered subscriber known to the router.</p> <p>interface <i>interface-name</i>—(Optional) Displays information about the active packet-triggered subscriber sessions for the subscriber with this underlying interface name.</p> <p>ip-address <i>ip-address</i>—(Optional) Displays information about the active packet-triggered subscriber sessions for the subscriber with this IP address.</p> <p>routing-instance <i>routing-instance-name</i>—(Optional) Displays information about the active packet-triggered subscriber sessions for the subscriber on this routing instance.</p> <p>service-interface <i>interface-name</i>—(Optional) Displays information about the active packet-triggered subscriber sessions for the subscriber with this service interface name.</p> <p>user-id <i>user-id</i>—(Optional) Displays information about the active packet-triggered subscriber sessions with this user ID.</p>
Required Privilege Level	view
Related Documentation	<ul style="list-style-type: none"> • clear services subscriber sessions on page 1995
List of Sample Output	show services subscriber sessions client-id summary on page 2006 show services subscriber sessions client-id on page 2006 show services subscriber sessions client-id detail on page 2006 show services subscriber sessions detail on page 2006
Output Fields	Table 357 on page 2006 lists the output fields for the show services subscriber sessions command. Output fields are listed in the approximate order in which they appear.

Table 357: show services subscriber sessions Output Fields

Field Name	Field Description
Client-ID	Client identifier.
IP-address	IPv4 address.
Underlying-interface	Interface where services are applied.
User-name	Subscriber identifier.
Service interface name	Location of the MS-DPC on which the subscriber is instantiated.
Routing instance	Routing instance on which the subscriber is instantiated.
State	State of the subscriber.

Sample Output

**show services
subscriber sessions
client-id summary**

```
user@host> show services subscriber sessions client-id 1 summary
1
```

**show services
subscriber sessions
client-id**

```
user@host> show services subscriber sessions client-id 1
Client-ID      IP-address      Underlying-interface  User-name
1              80.1.1.2        ge-1/3/2.1           ip80.1.1.2@default
```

**show services
subscriber sessions
client-id detail**

```
user@host> show services subscriber sessions client-id 1 detail
Subscriber session 1
  User name: ip80.1.1.2@default
  Interface name: ge-1/3/2.1
  User IP address: 80.1.1.2
  Service interface name: ms-2/0/0
  Routing instance: default
  State: logged in
  Login time: Tue Dec 29 19:56:07 2009
  1 service session(s) instantiated:
  Service session 1323423760868442114 => State: activated
```

**show services
subscriber sessions
detail**

```
user@host> show services subscriber sessions detail
Subscriber session 4503599627370515
  User name: 00a0.c9b2.551e@kanlab.jnpr.net<6.6.0.11>:glacier:ge-1/0/6.0[:0-0]
  Interface name: ge-1/0/3.8
  User IP address: 6.6.0.11
  Service interface name: ms-4/0/0
  Partition name: radius-pl
  State: logged in
  Subscriber profile: enable_HCM_only
  Login time: Mon Oct 4 14:32:51 2010
  1 service session(s) instantiated:
  Service session radius => State: activated
```

show services subscriber statistics

Syntax	show services subscriber statistics client-id <i>client-id</i>
Release Information	Command introduced in Junos OS Release 10.2.
Description	Display information about the data traffic statistics for the specified packet-triggered subscriber and for each service rule attached to that subscriber.
Options	client-id <i>client-id</i> —Displays information about the data traffic statistics associated with the subscriber identified by this client ID. The client ID is a generated identifier assigned to each packet-triggered subscriber known to the router.
Required Privilege Level	view
List of Sample Output	show services subscriber statistics client-id by rule on page 2007 show services subscriber statistics client-id by application on page 2007
Output Fields	Table 358 on page 2007 lists the output fields for the show services subscriber statistics command. Output fields are listed in the approximate order in which they appear.

Table 358: show services subscriber statistics Output Fields

Field Name	Field Description
Aggregation-level	Type of statistics collected — subscriber and service rule or application.
Name/Id	Identifier for Aggregation-level field.
Packets-in	Number of ingress packets.
Packets-out	Number of egress packets.
Bytes-in	Number of ingress bytes.
Bytes-out	Number of egress bytes.

Sample Output

```

show services subscriber statistics client-id by rule
user@host> show services subscriber statistics client-id 1
Aggregation-level Name/Id   Packets-in Packets-out Bytes-in Bytes-out
subscriber        1           5          5         1000    1000
dynamic rule      ptsp-rule   5          5         1000    1000

```

Sample Output

```

show services subscriber statistics client-id by application
user@host> show services subscriber statistics client-id 1

```

Aggregation-level	Name/Id	Packets-in	Packets-out	Bytes-in	Bytes-out
subscriber	1	4358118	3630087	371167451	3301658453
application group	any	4358118	3631768	371167451	3304179953

Service Sets Operational Mode Commands

Table 359 on page 2009 summarizes the command-line interface (CLI) commands you can use to monitor and troubleshoot service sets. Commands are listed in alphabetical order.

Table 359: Service Sets Operational Mode Commands

Task	Command
Clear service sets dropped packet statistics.	<code>clear services service-sets statistics packet-drops</code>
Clear service sets syslog statistics.	<code>clear services service-sets statistics syslog</code>
Display service sets CPU utilization.	<code>show services service-sets cpu-usage</code>
Display information about statistics associated with the HTTP URL manipulation.	<code>show services hcm statistics rule</code>
Display services sets memory utilization.	<code>show services service-sets memory-usage</code>
Display plug-in information for service sets.	<code>show services service-sets plug-ins</code>
Display service sets dropped packet statistics.	<code>show services service-sets statistics packet-drops</code>
Display service sets syslog statistics.	<code>show services service-sets statistics syslog</code>
Display services sets TCP maximum segment size (MSS) statistics.	<code>show services service-sets statistics tcp-mss</code>
Display service sets summary information.	<code>show services service-sets summary</code>



.....

NOTE: Service sets are supported on the adaptive services interface on the following routers:

- J Series routers—*sp-pim/0/slot*
- M Series and T Series routers—*ms-fpc/pic/port* or *sp-fpc/pic/port*

Service sets are also supported on the redundant adaptive services interface (*rspnumber*) on M Series and T Series routers.



.....

NOTE: For information about how to configure service sets, see the [Junos OS Services Interfaces Configuration Guide](#).

.....

clear services service-sets statistics packet-drops

Syntax	clear services service-sets statistics packet-drops <interface <i>interface-name</i> >
Release Information	Command introduced in Junos OS Release 7.4.
Description	Clear dropped-packet statistics for one adaptive services interface or for all adaptive services interfaces.
Options	<p>none—Clear dropped-packet statistics for all configured adaptive services interfaces.</p> <p>interface <i>interface-name</i>—(Optional) Clear dropped-packet statistics for the specified adaptive services interface. On M Series and T Series routers, the <i>interface-name</i> can be <i>ms-fpc/pic/port</i>, <i>sp-fpc/pic/port</i> or <i>rspnumber</i>. On J Series routers, the <i>interface-name</i> is <i>sp-pim/0/port</i>.</p>
Required Privilege Level	network
Related Documentation	<ul style="list-style-type: none"> • show services service-sets statistics packet-drops on page 2020
List of Sample Output	clear services service-sets statistics packet-drops on page 2011
Output Fields	When you enter this command, you are provided feedback on the status of your request.

Sample Output

```
clear services      user@host> clear services service-sets statistics packet-drops interface sp-5/0/0
service-sets statistics  Flow collector interface: cp-5/0/0
packet-drops           Interface state: Collecting flows
                       Statistics cleared successfully
```

clear services service-sets statistics syslog

Syntax	clear services service-sets statistics syslog <service-set <i>service-set-name</i> > <interface <i>interface-name</i> >
Release Information	Command introduced in Junos OS Release 11.1.
Description	Clear system log statistics for one services interface or for all services interfaces, and for one named service set or all service sets on the interface or interfaces.
Options	none —Clear system log for all configured services interfaces and their service sets. interface <i>interface-name</i> —(Optional) Clear system log statistics for the specified services interface. On M Series, MX Series, and T Series routers, the <i>interface-name</i> can be ms-fpc/pic/port , sp-fpc/pic/port , or rspnumber . On J Series routers, the <i>interface-name</i> is sp-pim/O/port . service-set <i>service-set-name</i> —(Optional) Clear system log statistics for the specified services interface.
Required Privilege Level	network
Related Documentation	<ul style="list-style-type: none">• show services service-sets statistics syslog on page 2022
List of Sample Output	clear services service-sets statistics syslog on page 2012
Output Fields	When you enter this command, you are provided feedback on the status of your request.

Sample Output

clear services	user@host> clear services service-sets statistics syslog interface sp-5/0/0
service-sets statistics	Flow collector interface: cp-5/0/0
syslog	Interface state: Collecting flows
	Statistics cleared successfully

show services hcm statistics rule

Syntax	show services hcm statistics rule <i>url-rule-name</i>
Description	Display information about statistics associated with the HTTP URL manipulation.
Options	<i>url-rule-name</i> —Name of the URL rule.
Required Privilege Level	view
List of Sample Output	show services hcm statistics on page 2013
Output Fields	Table 1 lists the output fields for the show services hcm statistics rule command. Output fields are listed in the approximate order in which they appear.

Table 360: show services hcm statistics rule Output Fields

Field Name	Field Description	Level of Output
Virtual BGF configuration	Information about the virtual border gateway function configuration.	all
Usage Counters	Information about the usage of contexts and emergency contexts.	all

Sample Output

```

show services hcm statistics user@host> show services hcm statistics url-rule-name
                                Interface: ms-3/0/0
                                Term id          Hits
                                1                  10
                                22                 100
                                333                1000
                                4444               10000
                                6      18446744073709551615
                                Interface: ms-3/1/0
                                Term id          Hits
                                1                  10
                                22                 100
                                333                1000
                                4444               10000
                                6      18446744073709551615

```

show services service-sets cpu-usage

Syntax	show services service-sets cpu-usage <interface <i>interface-name</i> > <service-set <i>service-set-name</i> >
Release Information	Command introduced before Junos OS Release 7.4.
Description	Display service set CPU usage as a percentage. The command is supported only on Adaptive Services PICs (SP PICs).
Options	<p>none—Display CPU usage for all adaptive services interfaces and service sets.</p> <p>interface <i>interface-name</i>—(Optional) Display CPU usage for a particular interface. On M Series and T Series routers, the <i>interface-name</i> parameter can have the value <i>sp-fpc/pic/port</i> or <i>rspnumber</i>. On J Series routers, <i>interface-name</i> is <i>sp-pim/O/port</i>.</p> <p>service-set <i>service-set-name</i>—(Optional) Display CPU usage for a particular service set. For the Layer 2 Tunneling Protocol (L2TP), you can use a tunnel group to represent a service set.</p>
Required Privilege Level	view
List of Sample Output	show services service-sets cpu-usage on page 2014
Output Fields	Table 361 on page 2014 lists the output fields for the show services service-sets cpu-usage command. Output fields are listed in the approximate order in which they appear.

Table 361: show services service-sets cpu-usage Output Fields

Field Name	Field Description
Interface	Name of an adaptive services interface
Service set (system category)	Name of the CPU usage category: <ul style="list-style-type: none"> • idp_recommended—Name of the service sets (displays all the service sets attached to the service PICs) • Idle • System • Receive • Transmit
CPU utilization %	Percentage of the CPU resources being used

Sample Output

```

show services service-sets cpu-usage user@host> show services service-sets cpu-usage
Interface      Service set (system category)      CPU utilization %
sp-4/1/0       idp_recommended                    18.20 %
sp-4/1/0       Idle                               44.69 %

```

sp-4/1/0	System	7.01 %
sp-4/1/0	Receive	15.10 %
sp-4/1/0	Transmit	15.00 %

show services service-sets memory-usage

Syntax show services service-sets memory-usage
 <interface *interface-name*>
 <service-set *service-set-name*>
 <zone>

Release Information Command introduced before Junos OS Release 7.4.

Description Display service set memory usage.

Options none—Display service set memory usage.

interface *interface-name*—(Optional) Display memory usage for a particular interface. On M Series and T Series routers, the *interface-name* can be *sp-fpc/pic/port*, or *rspnumber*. On J Series routers, the *interface-name* is *sp-pim/0/port*.



NOTE: This command is not supported on Multilink Protocol–based services PICs.

The interface option is not supported on Multiservice PICs.

service-set *service-set-name*—(Optional) Display memory usage for a particular service set. For Layer 2 Tunneling Protocol (L2TP), you can use a tunnel group to represent a service set.

zone—(Optional) Display the memory usage zone of the adaptive services interface or an individual service set.

Required Privilege Level view

List of Sample Output [show services service-sets memory-usage on page 2017](#)
[show services service-sets memory-usage zone on page 2017](#)
[show services service-sets memory-usage interface on page 2017](#)

Output Fields [Table 362 on page 2016](#) lists the output fields for the **show services service-sets memory-usage** command. Output fields are listed in the approximate order in which they appear.

Table 362: show services service-sets memory-usage Output Fields

Field Name	Field Description
Interface	Name of an adaptive services interface
Service set	Name of a service set
Bytes Used	Number of bytes of memory being used

Table 362: show services service-sets memory-usage Output Fields (*continued*)

Field Name	Field Description
Memory zone	<p>Memory zone in which the adaptive services interface is currently operating:</p> <ul style="list-style-type: none"> • Green—All new flows are allowed. • Yellow—Unused memory is reclaimed. All new flows are allowed. • Orange—New flows are allowed only for service sets that are using less than their equal share of memory. • Red—No new flows are allowed.

Sample Output

```

show services user@host> show services service-sets memory-usage
service-sets Interface Service set Bytes Used
memory-usage ms-4/0/0 N/A 14817036
ms-4/1/0 N/A 14691700

```

```

show services user@host> show services service-sets memory-usage zone
service-sets Interface Memory zone
memory-usage zone

```

```

show services user@host> show services service-sets memory-usage interface ms-4/1/0
service-sets Interface Service Set Bytes Used
memory-usage ms-4/1/0 N/A 14691700
interface

```

show services service-sets plug-ins

Syntax	show services service-sets plug-ins <interface <i>interface-name</i> >
Release Information	Command introduced in Junos OS Release 9.5.
Description	Display plug-in information for service sets. The command is supported only on Multiservices PICs.
Options	<p>none—Display plug-in information for all adaptive services interfaces.</p> <p>interface <i>interface-name</i>—(Optional) Display plug-in information for a particular interface. On M Series and T Series routers, <i>interface-name</i> can be ms-fpc/pic/port.</p>
Required Privilege Level	view
List of Sample Output	show services service-sets plug-ins on page 2018 show services service-sets plug-ins interface on page 2019
Output Fields	Table 363 on page 2018 lists the output fields for the show services service-sets plug-ins command. Output fields are listed in the approximate order in which they appear.

Table 363: show services service-sets plug-ins Output Fields

Field Name	Field Description
Interface	Name of an adaptive services interface
Service set	Name of the configured service set
State	Status of the service set: <ul style="list-style-type: none"> Ready—Service set is active. Not Ready—Service set is either initialized with no policy set or policy is being added or deleted.
Plugins configured	Number of plug-ins configured
Plugin	Name of the configured plug-in
Plugin ID	ID of the configured plug-in

Sample Output

```

show services service-sets plug-ins user@host> show services service-sets plug-ins
Interface: ms-4/0/0
Service-set: IDP, State: Ready
Plugins configured: 5
Plugin: jnx-msvcs-tcp-tracker-plugin, ID: 4
Plugin: junos-msp-appid, ID: 0

```



```

Plugin: junos-msp-idp, ID: 1
Plugin: junos-msp-aac1, ID: 2
Plugin: junos-msp-llpdf, ID: 3

```

```

Interface: ms-4/1/0
Service-set: idp2, State: Ready
Plugins configured: 5
  Plugin: jnx-msvcs-tcp-tracker-plugin, ID: 4
  Plugin: junos-msp-appid, ID: 0
  Plugin: junos-msp-idp, ID: 1
  Plugin: junos-msp-aac1, ID: 2
  Plugin: junos-msp-llpdf, ID: 3

```

```

show services user@host> show services service-sets plug-ins interface ms-4/1/0
service-sets plug-ins
interface
  Interface: ms-4/1/0
  Service-set: idp2, State: Ready
  Plugins configured: 5
    Plugin: jnx-msvcs-tcp-tracker-plugin, ID: 4
    Plugin: junos-msp-appid, ID: 0
    Plugin: junos-msp-idp, ID: 1
    Plugin: junos-msp-aac1, ID: 2
    Plugin: junos-msp-llpdf, ID: 3

```

show services service-sets statistics packet-drops

Syntax	show services service-sets statistics packet-drops <interface <i>interface-name</i> >
Release Information	Command introduced in Junos OS Release 7.4.
Description	Display the number of dropped packets for service sets exceeding CPU limits or memory limits.
Options	<p>none—Display the number of dropped service sets packets for all adaptive services interfaces.</p> <p>interface <i>interface-name</i>—(Optional) Display the number of dropped service sets packets for a particular interface. On M Series and T Series routers, <i>interface-name</i> can be <i>ms-fpc/pic/port</i>, <i>sp-fpc/pic/port</i>, or <i>rspnumber</i>. On J Series routers, <i>interface-name</i> is <i>sp-pim/0/port</i>.</p>
Required Privilege Level	view
Related Documentation	<ul style="list-style-type: none"> clear services flow-collector statistics on page 1712
List of Sample Output	show services service-sets statistics packet-drops interface on page 2020
Output Fields	Table 364 on page 2020 lists the output fields for the show services service-sets packet-drops command. Output fields are listed in the approximate order in which they appear.

Table 364: show services service-sets packet-drops Output Fields

Field Name	Field Description
Interface	Name of an adaptive services interface.
Service set	Name of a service set.
CPU limit Drops	Number of packets dropped because the service set exceeded the average CPU limit.
Memory limit Drops	Number of packets dropped because the service set exceeded the memory limit.
Flow limit Drops	Number of packets dropped because the service set exceeded the flow limit.

Sample Output

```

show services user@host> show services service-sets statistics packet-drops interface
service-sets sp-1/0/0
statistics
  packet-drops
    interface
      sp-1/0/0
        service-sets
          sp-1/0/0
            CPU limit Drops
              0
            Memory limit Drops
              0
            Flow limit Drops
              0
          
```

Interface	Service Set	Cpu limit Drops	Memory limit Drops	Flow limit Drops
sp-1/0/0	sset1	0	0	0

show services service-sets statistics syslog

Syntax	show services service-sets statistics syslog <interface <i>interface-name</i> > <service-set <i>service-set-name</i> > <brief detail>
Release Information	Command introduced in Junos OS Release 11.1.
Description	Display the system log statistics with optional filtering by interface and service set name..
Options	<p>none—Display the system log statistics for all services interfaces and all service sets.</p> <p>brief—(Default) Display abbreviated system log statistics.</p> <p>detail—Display detailed system log statistics.</p> <p>interface <i>interface-name</i>—(Optional) Display the system log statistics for a specific adaptive service interface. On M Series and T Series routers, <i>interface-name</i> can be <i>ms-fpc/pic/port</i>, <i>sp-fpc/pic/port</i>, or <i>rspnumber</i>. On J Series routers, <i>interface-name</i> is <i>sp-pim/0/port</i>.</p> <p>service-set <i>service-set name</i>—(Optional) Display the system log statistics for a specific named service-set.</p>
Required Privilege Level	view
Related Documentation	<ul style="list-style-type: none"> clear services service-sets statistics syslog on page 2012
List of Sample Output	show services service-sets statistics syslog brief on page 2023 show services service-sets statistics syslog detail on page 2023
Output Fields	Table 365 on page 2022 lists the output fields for the show services service-sets statistics syslog command. Output fields are listed in the approximate order in which they appear.

Table 365: show services service-sets statistics syslog Output Fields

Field Name	Field Description	Level
Interface	Name of a services interface.	all
Message rate limit	Maximum number of messages per second written to the interface's system log.	all
Service set	Name of a service set.	all
Messages sent	Number of messages sent.	brief
Messages dropped	Number of messages dropped.	brief

Table 365: show services service-sets statistics syslog Output Fields (*continued*)

Field Name	Field Description	Level
<i>class name</i>	<p>Logs created for events for each of the following classes:</p> <ul style="list-style-type: none"> • Session open logs • Session close logs • Packet logs • Stateful firewall logs • ALG logs • NAT logs • IDS logs • All other logs <p>The following information is displayed for system log messages for each class of event that is logged:</p> <ul style="list-style-type: none"> • Messages sent—Number of messages sent for session open events. • Messages dropped—Number of messages dropped for session open events. Counts are given for these drop reasons: <ul style="list-style-type: none"> • low priority—The priority of the message was too low for the message to be sent. • no class set—Specific classes of event messages were configured and this class was not selected. • above rate limit—The maximum number of system log messages per second was exceeded. 	detail

Sample Output

```

show services service-sets statistics syslog brief
user@host> show services service-sets statistics syslog brief
Interface: sp-1/1/0
  Message rate limit: 200000
  Service-set: sset-sfw-sp1
    Messages sent: 20
    Messages dropped: 3488
  Service-set: sset-nat-sp1
    Messages sent: 18
    Messages dropped: 91
Interface: sp-1/2/0
  Message rate limit: 15000
  Service-set: sset-sfw-sp2
    Messages sent: 210
    Messages dropped: 579

```

Sample Output

```

show services service-sets statistics syslog detail
user@host> show services service-sets statistics syslog detail
Interface: sp-1/2/0
  Message rate limit: 10
  Service-set: sset-sfw
    Messages sent: 0
    Messages dropped: 1600
  Session open logs:

```

```
Sent: 0
Dropped: 1277 (low priority: 1277, no class set: 0, above rate limit: 0)
Session close logs:
Sent: 0
Dropped: 0 (low priority: 0, no class set: 0, above rate limit: 0)
Packet logs:
Sent: 0
Dropped: 323 (low priority: 323, no class set: 0, above rate limit: 0)
Stateful firewall logs:
Sent: 0
Dropped: 0 (low priority: 0, no class set: 0, above rate limit: 0)
ALG logs:
Sent: 0
Dropped: 0 (low priority: 0, no class set: 0, above rate limit: 0)
NAT logs:
Sent: 0
Dropped: 0 (low priority: 0, no class set: 0, above rate limit: 0)
IDS logs:
Sent: 0
Dropped: 0 (low priority: 0, no class set: 0, above rate limit: 0)
Other logs:
Sent: 0
Dropped: 0 (low priority: 0, no class set: 0, above rate limit: 0)
```

show services service-sets statistics tcp-mss

Syntax	show services service-sets statistics tcp-mss <interface <i>interface-name</i> >
Release Information	Command introduced in Junos OS Release 9.5.
Description	(M Series and T Series routers only) Display TCP maximum segment size (MSS) statistics for service sets.
Options	<p>none—Display service set TCP MSS information for all adaptive services interfaces.</p> <p>interface <i>interface-name</i>—(Optional) Display TCP MSS statistics for a particular interface. The <i>interface-name</i> can be <i>ms-fpc/pic/port</i>, <i>sp-fpc/pic/port</i>, or <i>rsp number</i>.</p>
Required Privilege Level	view
List of Sample Output	show services service-sets statistics tcp-mss on page 2025
Output Fields	Table 366 on page 2025 lists the output fields for the show services service-sets statistics tcp-mss command. Output fields are listed in the approximate order in which they appear.

Table 366: show services service-sets statistics tcp-mss Output Fields

Field Name	Field Description
Interface	Name of the adaptive services interface.
Service Set	Name of the configured service set.
SYN Received	Number of TCP SYN packets received.
SYN Modified	Number of TCP SYN packets with the MSS value modified to match the MSS value specified in the TCP MSS configuration.

Sample Output

```

show services user@host> show services service-sets statistics tcp-mss
service-sets statistics
tcp-mss      Interface  Service Set      SYN Received  SYN Modified
              sp-1/2/0      asq_ipsec_svc_0      500           220

```

show services service-sets summary

Syntax	show services service-sets summary <interface <i>interface-name</i> >
Release Information	Command introduced before Junos OS Release 7.4.
Description	Display service set summary information.
Options	<p>none—Display service set summary information for all adaptive services interfaces.</p> <p>interface <i>interface-name</i>—(Optional) Display service set summary information for a particular interface. On M Series and T Series routers, <i>interface-name</i> can be <i>ms-fpc/pic/port</i>, <i>sp-fpc/pic/port</i>, or <i>rspnumber</i>. On J Series routers, <i>interface-name</i> is <i>sp-pim/O/port</i>.</p>
Required Privilege Level	view
List of Sample Output	show services service-sets summary on page 2026 show services service-sets summary interface on page 2027
Output Fields	Table 367 on page 2026 lists the output fields for the show services service-sets summary command. Output fields are listed in the approximate order in which they appear.

Table 367: show services service-sets summary Output Fields

Field Name	Field Description
Interface	Name of an adaptive services interface
Service type	Type of adaptive service, such as stateful firewall (SFW), Network Address Translation (NAT), intrusion detection service (IDS), Layer 2 Tunneling Protocol (L2TP), Compressed Real-Time Transport Protocol (CRTP), or IP Security (IPsec)
Service sets configured	Total number of service sets configured on the PIC that use internal service set IDs and do not consume external service sets, including CRTP and L2TP
Bytes used	Bytes used by a particular service or all services
Policy bytes used	Policy bytes used by a particular service or all services
CPU utilization	Percentage of the CPU resources being used

Sample Output

```

show services service-sets summary  user@host> show services service-sets summary
Service sets                        CPU
Interface  configured      Bytes used  Policy bytes used  utilization

```


ms-4/0/0	1	14821556 (4.53 %)	855124 (0.40 %)	N/A
ms-4/1/0	1	14691700 (4.49 %)	855068 (0.40 %)	N/A

```

show services user@host> show services service-sets summary interface sp-1/3/0
service-sets summary Interface: sp-1/3/0
interface
  Service type      Service sets      Bytes used      CPU
                  configured
  SFW/NAT/IDS       1                 54 ( 0.00 %)    N/A
  L2TP               1                 58 ( 0.00 %)    N/A
  CRTP               1                 58 ( 0.00 %)    N/A
  System             0                 920831 ( 0.44 %) N/A
  Idle               0                 0 ( 0.00 %)     N/A
  Total              3                 921001 ( 0.44 %) N/A

```


Softwire Operational Mode Commands

[Table 368 on page 2029](#) summarizes the command-line interface (CLI) commands you can use to monitor and troubleshoot softwire services. Commands are listed in alphabetical order.

Table 368: Softwire Operational Mode Commands

Task	Command
Clear softwire statistics	<code>clear services softwire statistics</code>
Show softwire information	<code>show services softwire</code>
Show softwire flow information	<code>show services softwire flows</code>

clear services software statistics

Syntax	<code>clear services software statistics</code> <code><interface <i>interface-name</i>></code>
Release Information	Command introduced in Junos OS Release 10.4.
Description	Clear software statistics.
Options	<code>interface <i>interface-name</i></code> — (Optional) Name of the interface servicing the software. When you omit this option, data for all interfaces are cleared.
Required Privilege Level	view
List of Sample Output	clear services software statistics on page 2030
Output Fields	When you enter this command, you are provided feedback on the status of your request.

Sample Output

<code>clear services software statistics</code>	<code>user@host> clear services software statistics</code>
---	---

show services software

Syntax	show services software <count>
Release Information	Command introduced in Junos OS Release 10.4. <count> option added in Junos OS Release 11.2.
Description	Display information about software services. Information is displayed on both 6rd and DS-Lite services.
Options	count <i>interface-name</i> —(Optional) Display the current software counts for a service set for both DS-Lite and 6rd.
Required Privilege Level	view
List of Sample Output	show services software on page 2031 show services software count on page 2031
Output Fields	Table 369 on page 2031 lists the output fields for the command-name command. Output fields are listed in the approximate order in which they appear.

Table 369: show-services-software Output Fields

Field Name	Field Description	Level of Output
Interface	Interface for which information is displayed.	All levels
Service Set	Service set containing the software rules for the interface.	All levels
Software	Name of the software concentrator.	All levels
Direction	Direction of the flow.	All levels
Flow count	Number of flows.	All levels

Sample Output

```

show services software  user@host> show services software
                        Interface: sp-3/0/0, Service set: v6rd-dom1-dom3-service-set
                        Software
                        10.10.10.2      ->      30.30.30.1      Direction      Flow count
                                           I                      13

show services software  user@host> show services software count
count                  Interface  Service set      DS-Lite      6RD
                        sp-0/0/0  dslite-svc-set1  2            0

```

show services software flows

Syntax	<pre>show services software flows (<interface <i>interface-name</i>> <service-set <i>service-set-name</i>> count <interface <i>interface-name</i>> <service-set <i>service-set-name</i>> ds-lite <B4 <i>b4-address</i>> <AFTR <i>aftr-address</i>> v6rd <initiator <i>initiator-ip-address</i>><concentrator <i>concentrator-ip-address</i>>)</pre>
Release Information	Command introduced in Junos OS Release 10.2.
Description	Display statistics information about the software flows.
Options	<p>interface <i>interface-name</i>—(Optional) Display statistics information about the specified interface only.</p> <p>service-set <i>service-set-name</i>—(Optional) Display statistics information about the specified service set only.</p> <p>count <interface <i>interface-name</i>> <service-set <i>service-set-name</i>> —(Optional) Display flow count information only, with optional filtering by interface and service set.</p> <p>ds-lite <B4 <i>b4-address</i>> <AFTR <i>aftr-address</i>> —(Optional) Display DS-Lite flow information, with optional filtering by B4 (software initiator) and AFTR (software concentrator).</p> <p>v6rd <initiator <i>initiator-ip-address</i>><concentrator <i>concentrator-ip-address</i>>)—(Optional) Display v6rd flow information, with optional filtering by the software initiator and software concentrator.</p>
Required Privilege Level	view
List of Sample Output	<p>show services software flows on page 2033</p> <p>show services software flows count on page 2033</p> <p>show services software flows ds-lite B4 on page 2033</p> <p>show services software flows ds-lite AFTR on page 2034</p> <p>services software flows ds-lite AFTR and B4 on page 2034</p>
Output Fields	<p>Table 370 on page 2032 lists the output fields for the show services software flows command. Output fields are listed in the approximate order in which they appear.</p>

Table 370: show services software flows Output Fields

Field Name	Field Description
Interface	Name of the interface.
Service set	Name of the service set.
Flow	Description of flow, including protocol input and output interface addresses.

Table 370: show services softwire flows Output Fields (*continued*)

Field Name	Field Description
State	Flow state. Value is: <ul style="list-style-type: none"> • Forward
Dir	Flow direction. Values are: <ul style="list-style-type: none"> • I—inbound • O—outbound
Frm count	Number of frames transferred.
NAT dest	NAT translation of the decapsulated address.
Softwire	For outbound flows, the address of the local softwire initiator (B4 for DS-Lite) is shown first, followed by the address of the softwire concentrator (AFTR for DS-Lite). For inbound flows, the address of the software concentrator is shown first, followed by the address of the softwire initiator.

Sample Output

```

user@host> show services softwire flows
Interface: sp-0/0/0, Service set: dslite-svc-set1
Flow                                     State      Dir      Frm count
TCP      200.200.200.2:80  ->  33.33.33.1:1066 Forward  O      2005418
  NAT dest      33.33.33.1:1066  ->  20.20.1.2:1025
  Softwire      1001::1      ->  2001::2
TCP      20.20.1.2:1025  ->  200.200.200.2:80 Forward  I      2007168
  NAT source    20.20.1.2:1025  ->  33.33.33.1:1066
  Softwire      2001::2      ->  1001::1
TCP      20.20.1.2:1025  ->  200.200.200.2:80 Forward  I      2635998
  NAT source    20.20.1.2:1025  ->  33.33.33.1:1065
  Softwire      2001::3      ->  1001::1
DS-LITE    2001::2      ->  1001::1 Forward  I      2008157
TCP      200.200.200.2:80  ->  33.33.33.1:1065 Forward  O      2637909
  NAT dest      33.33.33.1:1065  ->  20.20.1.2:1025
  Softwire      1001::1      ->  2001::3
DS-LITE    2001::3      ->  1001::1 Forward  I      2640499

user@host> show services softwire flows count
Interface  Service set      Flow count
sp-0/0/0   dslite-svc-set1  6

user@host> show services softwire flows ds-lite B4 2001::2
Interface: sp-0/0/0, Service set: dslite-svc-set1
Flow                                     State      Dir      Frm count
TCP      200.200.200.2:80  ->  33.33.33.1:1066 Forward  O      2884037
  NAT dest      33.33.33.1:1066  ->  20.20.1.2:1025
  Softwire      1001::1      ->  2001::2
TCP      20.20.1.2:1025  ->  200.200.200.2:80 Forward  I      2885884
  NAT source    20.20.1.2:1025  ->  33.33.33.1:1066

```

```

Software          2001::2      ->      1001::1
DS-LITE          2001::2      ->      1001::1      Forward I      2886821

show services software user@host> show services software flows ds-lite AFTR 1001::1
flows ds-lite AFTR Interface: sp-0/0/0, Service set: dslite-svc-set1
Flow State Dir Frm count
TCP 200.200.200.2:80 -> 33.33.33.1:1066 Forward 0 3359356
NAT dest 33.33.33.1:1066 -> 20.20.1.2:1025
Software 1001::1 -> 2001::2
TCP 20.20.1.2:1025 -> 200.200.200.2:80 Forward I 3361235
NAT source 20.20.1.2:1025 -> 33.33.33.1:1066
Software 2001::2 -> 1001::1
TCP 20.20.1.2:1025 -> 200.200.200.2:80 Forward I 4479810
NAT source 20.20.1.2:1025 -> 33.33.33.1:1065
Software 2001::3 -> 1001::1
DS-LITE 2001::2 -> 1001::1 Forward I 3362168
TCP 200.200.200.2:80 -> 33.33.33.1:1065 Forward 0 4481520
NAT dest 33.33.33.1:1065 -> 20.20.1.2:1025
Software 1001::1 -> 2001::3
DS-LITE 2001::3 -> 1001::1 Forward I 4484094

services software flows user@host> show services software flows ds-lite AFTR 1001::1 B4 2001::2
ds-lite AFTR and B4 Interface: sp-0/0/0, Service set: dslite-svc-set1
Flow State Dir Frm count
TCP 200.200.200.2:80 -> 33.33.33.1:1066 Forward 0 3931026
NAT dest 33.33.33.1:1066 -> 20.20.1.2:1025
Software 1001::1 -> 2001::2
TCP 20.20.1.2:1025 -> 200.200.200.2:80 Forward I 3932792
NAT source 20.20.1.2:1025 -> 33.33.33.1:1066
Software 2001::2 -> 1001::1
DS-LITE 2001::2 -> 1001::1 Forward I 3933782

```


Stateful Firewall Operational Mode Commands

Table 371 on page 2035 summarizes the command-line interface (CLI) commands you can use to monitor and troubleshoot stateful firewall services and stateful firewalls in SDK applications. Commands are listed in alphabetical order.

Table 371: Stateful Firewall Services Operational Mode Commands

Task	Command
Clear stateful firewall flows.	<code>clear services stateful-firewall flows</code>
Remove established flows from the flow table (SDK).	<code>clear services stateful-firewall flows</code>
Clear stateful firewall Session Initiation Protocol (SIP) call information.	<code>clear services stateful-firewall sip-call</code>
Clear stateful firewall SIP register information.	<code>clear services stateful-firewall sip-register</code>
Clear stateful firewall statistics.	<code>clear services stateful-firewall statistics</code>
Display stateful firewall conversation information.	<code>show services stateful-firewall conversations</code>
Display stateful firewall flow information.	<code>show services stateful-firewall flows</code>
Display stateful firewall flow table entries (SDK).	<code>show services stateful-firewall flows</code>
Display stateful firewall SIP call information.	<code>show services stateful-firewall sip-call</code>
Display stateful firewall SIP register information.	<code>show services stateful-firewall sip-register</code>
Display stateful firewall statistics.	<code>show services stateful-firewall statistics</code>
Display stateful firewall statistics (SDK). For this command, only rule and ALG statistics are given. In the extensive option, other statistics appear but do not populate correctly; those values are all zeros.	<code>show services stateful-firewall statistics</code>

Table 371: Stateful Firewall Services Operational Mode Commands (*continued*)

Task	Command
Display statistics information for the application protocol SIP.	<code>show services stateful-firewall statistics application-protocol sip</code>



NOTE: Stateful firewall services are supported on the adaptive services interface on the following routers:

- J Series routers—`sp-pim/O/slot`
- M Series and T Series routers—`ms-fpc/pic/port`, or `sp-fpc/pic/port`

Stateful firewall services are also supported on the redundant adaptive services interface (`rspnumber`) on M Series and T Series routers. For information about how to configure stateful firewall services, see the [Junos OS Services Interfaces Configuration Guide](#).

clear services stateful-firewall flows

Syntax	<pre>clear services stateful-firewall flows <application-protocol <i>protocol</i>> <destination-port <i>destination-port</i>> <destination-prefix <i>destination-prefix</i>> <interface <i>interface-name</i>> <protocol <i>protocol</i>> <service-set <i>service-set</i>> <source-port <i>source-port</i>> <source-prefix <i>source-prefix</i>></pre>
Release Information	Command introduced before Junos OS Release 7.4.
Description	Clear stateful firewall flows.
Options	<p>none—Clear all stateful firewall flows.</p> <p>destination-port <i>destination-port</i>—(Optional) Clear stateful firewall flows for a particular destination port. The range of values is 0 to 65535.</p> <p>destination-prefix <i>destination-prefix</i>—(Optional) Clear stateful firewall flows for a particular destination prefix.</p> <p>interface <i>interface-name</i>—(Optional) Clear stateful firewall flows for a particular interface. On M Series and T Series routers, the <i>interface-name</i> can be <i>ms-fpc/pic/port</i> or <i>rspnumber</i>. On J Series routers, the <i>interface-name</i> is <i>ms-pim/0/port</i>.</p> <p>protocol—(Optional) Clear stateful firewall flows for one of the following IP types:</p> <ul style="list-style-type: none"> <i>number</i>—Numeric protocol value from 0 to 255. ah—IPsec Authentication Header protocol egp—An exterior gateway protocol esp—IPsec Encapsulating Security Payload protocol gre—A generic routing encapsulation protocol icmp—Internet Control Message Protocol igmp—Internet Group Management Protocol ipip—IP-over-IP Encapsulation Protocol ospf—Open Shortest Path First protocol pim—Protocol Independent Multicast protocol rsvp—Resource Reservation Protocol sctp—Stream Control Protocol tcp—Transmission Control Protocol udp—User Datagram Protocol

service-set *service-set*—(Optional) Clear stateful firewall flows for a particular service set.

source-port *source-port*—(Optional) Clear stateful firewall flows for a particular source port. The range of values is from 0 through 65535.

source-prefix *source-prefix*—(Optional) Clear stateful firewall flows for a particular source prefix.

Required Privilege Level view

Related Documentation • [show services stateful-firewall flows on page 2051](#)

List of Sample Output [clear services stateful-firewall flows on page 2038](#)

Output Fields [Table 372 on page 2038](#) lists the output fields for the **clear services stateful-firewall flows** command. Output fields are listed in the approximate order in which they appear.

Table 372: clear services stateful-firewall flows Output Fields

Field Name	Field Description
Interface	Name of an adaptive services interface.
Service set	Name of the service set from which flows are being cleared.
Conv removed	Number of conversations removed.

Sample Output

```

clear services stateful-firewall flows
user@host> clear services stateful-firewall flows
Interface  Service set  Conv removed
ms-0/3/0   svc_set_trust 0
ms-0/3/0   svc_set_untrust 0

```

clear services stateful-firewall flows (SDK)

Syntax	clear services stateful-firewall flows <interface <i>interface-name</i> >
Release Information	For routers running Junos SDK applications, support for ms- interfaces added in Junos OS Release 9.5.
Description	Remove established flows from the flow table.
Options	none —Clear all stateful firewall flows. interface <i>interface-name</i> —(Optional) Clear stateful firewall flows for the named interface.
Required Privilege Level	clear
Output Fields	There is no output for this command.

clear services stateful-firewall sip-call

Syntax	clear services stateful-firewall sip-call <application-protocol <i>protocol</i> > <destination-port <i>destination-port</i> > <destination-prefix <i>destination-prefix</i> > <interface <i>interface-name</i> > <protocol <i>protocol</i> > <service-set <i>service-set</i> > <source-port <i>source-port</i> > <source-prefix <i>source-prefix</i> >
Release Information	Command introduced in Junos OS Release 7.4.
Description	Clear Session Initiation Protocol (SIP) call information in stateful firewall flows.
Options	<p>none—Clear stateful firewall statistics for all interfaces and all service sets.</p> <p>application-protocol—(Optional) Clear information about one of the following application protocols:</p> <ul style="list-style-type: none">• bootp—(SIP only) Bootstrap protocol• dce-rpc—(SIP only) Distributed Computing Environment-Remote Procedure Call protocols• dce-rpc-portmap—(SIP only) Distributed Computing Environment-Remote Procedure Call protocols portmap service• dns—(SIP only) Domain Name System protocol• exec—(SIP only) Exec• ftp—(SIP only) File Transfer Protocol• h323—H.323 standards• icmp—Internet Control Message Protocol• iiop—Internet Inter-ORB Protocol• login—Login• netbios—NetBIOS• netshow—NetShow• realaudio—RealAudio• rpc—Remote Procedure Call protocol• rpc-portmap—Remote Procedure Call protocol portmap service• rtsp—Real-Time Streaming Protocol• shell—Shell• sip—Session Initiation Protocol

- **snmp**—Simple Network Management Protocol
- **sqlnet**—SQLNet
- **tftp**—Trivial File Transfer Protocol
- **traceroute**—Traceroute
- **winframe**—WinFrame

destination-port *destination-port*—(Optional) Clear information for a particular destination port. The range of values is 0 to 65535.

destination-prefix *destination-prefix*—(Optional) Clear information for a particular destination prefix.

interface *interface-name*—(Optional) Clear information for a particular adaptive services interface. On M Series and T Series routers, the *interface-name* can be **sp-fpc/pic/port** or **rspnumber**. On J Series routers, the *interface-name* is **sp-pim/0/port**.

protocol—(Optional) Clear information about one of the following IP types:

- **ah**—IPsec Authentication Header protocol
- **egp**—An exterior gateway protocol
- **esp**—IPsec Encapsulating Security Payload protocol
- **gre**—A generic routing encapsulation protocol
- **icmp**—Internet Control Message Protocol
- **igmp**—Internet Group Management Protocol
- **ipip**—IP-within-IP Encapsulation Protocol
- **ipv6**—IPv6 within IP
- **ospf**—Open Shortest Path First protocol
- **pim**—Protocol Independent Multicast protocol
- **rsvp**—Resource Reservation Protocol
- **sctp**—Stream Control Protocol
- **tcp**—Transmission Control Protocol
- **udp**—User Datagram Protocol

service-set *service-set*—(Optional) Clear information for a particular service set.

source-port *source-port*—(Optional) Clear information for a particular source port. The range of values is 0 to 65535.

source-prefix *source-prefix*—(Optional) Clear information for a particular source prefix.

Required Privilege Level view

Output Fields

- [Table 373 on page 2042](#) lists the output fields for the **clear services stateful-firewall sip-call** command. Output fields are listed in the approximate order in which they appear.

Table 373: clear services stateful-firewall sip-call Output Fields

Field Name	Field Description
Interface	Name of an adaptive services interface.
Service set	Name of the service set from which flows are being cleared.
SIP calls removed	Number of SIP calls removed.

- clear services
- stateful-firewall
- sip-call

```
user@host> clear services stateful-firewall sip-call
Interface  Service set                               SIP calls removed
sp-0/3/0   test_sip_777                             1
```


clear services stateful-firewall sip-register

Syntax	<pre>clear services stateful-firewall sip-register <application-protocol <i>protocol</i>> <destination-port <i>destination-port</i>> <destination-prefix <i>destination-prefix</i>> <interface <i>interface-name</i>> <protocol <i>protocol</i>> <service-set <i>service-set</i>> <source-port <i>source-port</i>> <source-prefix <i>source-prefix</i>></pre>
Release Information	Command introduced in Junos OS Release 7.4.
Description	Clear Session Initiation Protocol (SIP) register information in stateful firewall flows.
Options	<p>application-protocol—(Optional) Clear information about one of the following application protocols:</p> <ul style="list-style-type: none"> • bootp—(SIP only) Bootstrap protocol • dce-rpc—(SIP only) Distributed Computing Environment-Remote Procedure Call protocols • dce-rpc-portmap—(SIP only) Distributed Computing Environment-Remote Procedure Call protocols portmap service • dns—(SIP only) Domain Name System protocol • exec—(SIP only) Exec • ftp—(SIP only) File Transfer Protocol • h323—H.323 standards • icmp—Internet Control Message Protocol • iiop—Internet Inter-ORB Protocol • login—Login • netbios—NetBIOS • netshow—NetShow • realaudio—RealAudio • rpc—Remote Procedure Call protocol • rpc-portmap—Remote Procedure Call protocol portmap service • rtsp—Real-Time Streaming Protocol • shell—Shell • sip—Session Initiation Protocol • snmp—Simple Network Management Protocol • sqlnet—SQLNet

- **tftp**—Trivial File Transfer Protocol
- **traceroute**—Traceroute
- **winframe**—WinFrame

destination-port *destination-port*—(Optional) Clear information for a particular destination port. The range of values is 0 to 65535.

destination-prefix *destination-prefix*—(Optional) Clear information for a particular destination prefix.

interface *interface*—(Optional) Clear information about a particular interface. On M Series and T Series routers, the *interface-name* can be *sp-fpc/pic/port* or *rspnumber*. On the J Series routers, the *interface-name* is *sp-pim/O/port*.

protocol—(Optional) Clear information about one of the following IP types:

- **ah**—IPsec Authentication Header protocol
- **egp**—An exterior gateway protocol
- **esp**—IPsec Encapsulating Security Payload protocol
- **gre**—A generic routing encapsulation protocol
- **icmp**—Internet Control Message Protocol
- **igmp**—Internet Group Management Protocol
- **ipip**—IP-within-IP Encapsulation Protocol
- **ipv6**—IPv6 within IP
- **ospf**—Open Shortest Path First protocol
- **pim**—Protocol Independent Multicast protocol
- **rsvp**—Resource Reservation Protocol
- **sctp**—Stream Control Protocol
- **tcp**—Transmission Control Protocol
- **udp**—User Datagram Protocol

service-set *service-set*—(Optional) Clear information for a particular service set.

source-port *source-port*—(Optional) Clear information for a particular source port. The range of values is 0 through 65535.

source-prefix *source-prefix*—(Optional) Clear information for a particular source prefix.

Required Privilege Level view

Related Documentation • [show services stateful-firewall sip-register on page 2062](#)

List of Sample Output [clear services stateful-firewall sip-register on page 2045](#)

Output Fields [Table 374 on page 2045](#) lists the output fields for the **clear services stateful-firewall sip-register** command. Output fields are listed in the approximate order in which they appear.

Table 374: clear services stateful-firewall sip-register Output Fields

Field Name	Field Description
Interface	Name of an adaptive services interface.
Service set	Name of the service set from which flows are being cleared.
SIP registration removed	Number of SIP registers removed.

Sample Output

```
clear services stateful-firewall sip-register
user@host> clear services stateful-firewall sip-register
Interface    Service set    SIP registration removed
sp-0/3/0     test_sip_777  1
```

clear services stateful-firewall statistics

Syntax	clear services stateful-firewall statistics <interface <i>interface-name</i> > <service-set <i>service-set</i> >
Release Information	Command introduced before Junos OS Release 7.4.
Description	Clear stateful firewall statistics.
Options	<p>none—Clear stateful firewall statistics for all interfaces and all service sets.</p> <p>interface <i>interface-name</i>—(Optional) Clear stateful firewall statistics for the specified interface. On M Series and T Series routers, the <i>interface-name</i> can be <i>ms-fpc/pic/port</i> or <i>rspnumber</i>. On J Series routers, the <i>interface-name</i> is <i>ms-pim/0/port</i>.</p> <p>service-set <i>service-set</i>—(Optional) Clear stateful firewall statistics for the specified service set.</p>
Required Privilege Level	view
Related Documentation	<ul style="list-style-type: none">• show services stateful-firewall statistics on page 2066
List of Sample Output	clear services stateful-firewall statistics on page 2046
Output Fields	When you enter this command, you are provided feedback on the status of your request.

Sample Output

clear services stateful-firewall statistics	user@host> clear services stateful-firewall statistics
---	--

show services stateful-firewall conversations

Syntax show services stateful-firewall conversations
 <brief | extensive | terse>
 <application-protocol *protocol*>
 <destination-port *destination-port*>
 <destination-prefix *destination-prefix*>
 <interface *interface-name*>
 <limit *number*>
 <pgcp>
 <protocol *protocol*>
 <service-set *service-set*>
 <source-port *source-port*>
 <source-prefix *source-prefix*>

Release Information Command introduced before Junos OS Release 7.4.
pgcp option introduced in Junos OS Release 8.4.

Description Display information about stateful firewall conversations.

Options **none**—Display standard information about all stateful firewall conversations.

brief | extensive | terse—(Optional) Display the specified level of output.

application-protocol *protocol*—(Optional) Display information about one of the following application protocols:

- **bootp**—Bootstrap protocol
- **dce-rpc**—Distributed Computing Environment-Remote Procedure Call protocols
- **dce-rpc-portmap**—Distributed Computing Environment-Remote Procedure Call protocols portmap service
- **dns**—Domain Name System protocol
- **exec**—Exec
- **ftp**—File Transfer Protocol
- **h323**—H.323 standards
- **icmp**—Internet Control Message Protocol
- **iiop**—Internet Inter-ORB Protocol
- **login**—Login
- **netbios**—NetBIOS
- **netshow**—NetShow
- **realaudio**—RealAudio
- **rpc**—Remote Procedure Call protocol
- **rpc-portmap**—Remote Procedure Call protocol portmap service
- **rtsp**—Real-Time Streaming Protocol

- **shell**—Shell
- **sip**—Session Initiation Protocol
- **snmp**—Simple Network Management Protocol
- **sqlnet**—SQLNet
- **tftp**—Trivial File Transfer Protocol
- **traceroute**—Traceroute
- **winframe**—WinFrame

destination-port *destination-port*—(Optional) Display information for a particular destination port. The range of values is 0 to 65535.

destination-prefix *destination-prefix*—(Optional) Display information for a particular destination prefix.

interface *interface-name*—(Optional) Display information about a particular interface. On M Series and T Series routers, the *interface-name* can be *sp-fpc/pic/port* or *rspnumber*. On J Series routers, the *interface-name* is *sp-pim/0/port*.

limit *number*—(Optional) Maximum number of entries to display.

pgcp—(Optional) Display information about stateful firewall conversations for Packet Gateway Control Protocol (PGCP) flows.

protocol *protocol*—(Optional) Display information about one of the following IP types:

- **number**—Numeric protocol value from 0 to 255
- **ah**—IPsec Authentication Header protocol
- **egp**—An exterior gateway protocol
- **esp**—IPsec Encapsulating Security Payload protocol
- **gre**—A generic routing encapsulation protocol
- **icmp**—Internet Control Message Protocol
- **igmp**—Internet Group Management Protocol
- **ipip**—IP-within-IP Encapsulation Protocol
- **ospf**—Open Shortest Path First protocol
- **pim**—Protocol Independent Multicast protocol
- **rsvp**—Resource Reservation Protocol
- **sctp**—Stream Control Protocol
- **tcp**—Transmission Control Protocol
- **udp**—User Datagram Protocol

service-set *service-set*—(Optional) Display information for the specific service set.

source-port *source-port*—(Optional) Display information for a particular source port. The range of values is 0 to 65535.

source-prefix *source-prefix*—(Optional) Display information for a particular source prefix.

Required Privilege Level view

List of Sample Output [show services stateful-firewall conversations on page 2050](#)
[show services stateful-firewall conversations destination-port on page 2050](#)

Output Fields Table 375 on page 2049 lists the output fields for the **show services stateful-firewall conversations** command. Output fields are listed in the approximate order in which they appear.

Table 375: show services stateful-firewall conversations Output Fields

Field Name	Field Description
Interface	Name of an adaptive services interface.
Service set	Name of a service set. Individual empty service sets are not displayed, but if no service set has any flows, a flow table header is printed for each service set.
Conversation	Information about a group of related flows. <ul style="list-style-type: none"> • ALG Protocol—Application-level gateway protocol. • Number of initiators—Number of flows that initiated a session. • Number of responders—Number of flows that responded in a session.
Flow or Flow Prot	Protocol used for this flow.
Source	Source prefix of the flow, in the format <i>source-prefix-port</i> .
Destination	Destination prefix of the flow.
State	Status of the flow: <ul style="list-style-type: none"> • Drop—Drop all packets in the flow without response. • Forward—Forward the packet in the flow without looking at it. • Reject—Drop all packets in the flow with response. • Watch—Inspect packets in the flow.
Dir	Direction of the flow: input (I) or output (O).
Source NAT	Original and translated source IPv4 or IPv6 addresses are displayed if Network Address Translation (NAT) is configured on this particular flow or conversation.
Frm Count	Number of frames in the flow.
Destin NAT	Original and translated destination IPv4 or IPv6 addresses are displayed if NAT is configured on this particular flow or conversation.

Table 375: show services stateful-firewall conversations Output Fields (*continued*)

Field Name	Field Description
Byte count	Number of bytes forwarded in the flow.
TCP established	Whether a TCP connection was established: Yes or No .
TCP window size	Negotiated TCP connection window size, in bytes.
TCP acknowledge	TCP acknowledgment sequence number.
TCP tickle	Whether TCP inquiry mode is on (enabled or disabled) and the time remaining to send the next inquiry, in seconds.
Master flow	Flow that initiated the conversation.
Timeout	Lifetime of the flow, in seconds.

Sample Output

```

show services stateful-firewall conversations
user@host> show services stateful-firewall conversations
Interface: sp-1/3/0, Service set: green
Conversation: ALG Protocol: any, Number of initiators: 1,
Number of responders: 1

Flow
Prot      Source                Dest                State      Dir      Frm count
TCP       10.58.255.50:33005->    10.58.255.178:23   Forward    I        13
      Source NAT      10.58.255.50:33005->    10.59.16.100:4000
      Destin NAT     10.58.255.178:23  ->      0.0.0.0:4000
Byte count: 918
TCP established, TCP window size: 65535, TCP acknowledge: 2502627025
TCP tickle enabled, 0 seconds,
Master flow, Timeout: 30 seconds
TCP       10.58.255.178:23  ->    10.59.16.100:4000 Forward    0        8

show services stateful-firewall conversations destination-port 21
user@host> show services stateful-firewall conversations destination-port 21
Interface: sp-0/3/0, Service set: svc_set_trust

Interface: sp-0/3/0, Service set: svc_set_untrust
Conversation: ALG protocol: ftp
Number of initiators: 1, Number of responders: 1
Flow
TCP       10.50.10.2:2143  ->    10.50.20.2:21      Watch     0        0
TCP       10.50.20.2:21  ->    10.50.10.2:2143    Watch     I        0
TCP       10.50.20.2:21  ->    10.50.10.2:2143    Watch     I        0

```


show services stateful-firewall flows

Syntax show services stateful-firewall flows
 <brief | extensive | summary | terse>
 <application-protocol *protocol*>
 <count>
 <destination-port *destination-port*>
 <destination-prefix *destination-prefix*>
 <interface *interface-name*>
 <limit *number*>
 <protocol *protocol*>
 <service-set *service-set*>
 <source-port *source-port*>
 <source-prefix *source-prefix*>

Release Information Command introduced before Junos OS Release 7.4.
pgcp option introduced in Junos OS Release 8.4.
application-protocol option introduced in Junos OS Release 10.4.

Description Display stateful firewall flow table entries. When the interface is used for software processing, the type of software concentrator (**DS-LITE** or **6rd**) is shown, and frame counts are provided.

Options **none**—Display standard information about all stateful firewall flows.

brief | extensive | summary | terse—(Optional) Display the specified level of output.

application-protocol *application-protocol*—(Optional) Display information about one of the following application-level gateway (ALG) protocol types:

- **bootp**—Bootstrap protocol
- **dce-rpc**—Distributed Computing Environment (DCE) remote procedure call (RPC) protocol



NOTE: Use this option to select Microsoft Remote Procedure Call (MSRPC).

- **dce-rpc-portmap**—Distributed Computing Environment (DCE) remote procedure call (RPC) portmap protocol
- **dns**—Domain Name Service protocol
- **exec**—Remote execution protocol
- **ftp**—File Transfer Protocol
- **h323**—H.323 protocol
- **icmp**—Internet Control Message Protocol
- **iioip**—Internet Inter-ORB Protocol

- **ip**—Internet protocol
- **netbios**—NetBIOS protocol
- **netshow**—Netshow protocol
- **pptp**—Point-to-Point Tunneling Protocol
- **realaudio**—RealAudio protocol
- **rpc**—Remote Procedure Call protocol



NOTE: Use this option to select Sun Microsystems Remote Procedure Call protocol (SunRPC).

- **rpc-portmap**—Remote Procedure Call portmap protocol
- **rtsp**—Real-Time Streaming Protocol
- **sip**—Session Initiation Protocol
- **snmp**—Simple Network Management Protocol
- **talk**—Talk protocol
- **tftp**—Trivial File Transfer Protocol
- **traceroute**—Traceroute
- **winframe**—WinFrame

count—(Optional) Display a count of the matching entries.

destination-port *destination-port*—(Optional) Display information for a particular destination port. The range of values is from 0 to 65535.

destination-prefix *destination-prefix*—(Optional) Display information for a particular destination prefix.

interface *interface-name*—(Optional) Display information about a particular interface.
On M Series and T Series routers, *interface-name* can be **ms-fpc/pic/port** or **rspnumber**.
On J Series routers, *interface-name* is **ms-pim/0/port**.

limit *number*—(Optional) Maximum number of entries to display.

protocol *protocol*—(Optional) Display information about one of the following IP types:

- **number**—Numeric protocol value from 0 to 255
- **ah**—IPsec Authentication Header protocol
- **egp**—An exterior gateway protocol
- **esp**—IPsec Encapsulating Security Payload protocol
- **gre**—A generic routing encapsulation protocol

- **icmp**—Internet Control Message Protocol
- **igmp**—Internet Group Management Protocol
- **ipip**—IP-within-IP Encapsulation Protocol
- **ospf**—Open Shortest Path First protocol
- **pim**—Protocol Independent Multicast protocol
- **rsvp**—Resource Reservation Protocol
- **sctp**—Stream Control Protocol
- **tcp**—Transmission Control Protocol
- **udp**—User Datagram Protocol

service-set *service-set*—(Optional) Display information for a particular service set.

source-port *source-port*—(Optional) Display information for a particular source port. The range of values is from 0 to 65535.

source-prefix *source-prefix*—(Optional) Display information for a particular source prefix.

Required Privilege Level view

Related Documentation [• clear services stateful-firewall flows on page 2037](#)

List of Sample Output [show services stateful-firewall flows on page 2054](#)
[show services stateful-firewall flows \(For Software Flows\) on page 2054](#)
[show services stateful-firewall flows brief on page 2055](#)
[show services stateful-firewall flows extensive on page 2055](#)
[show services stateful-firewall flows count on page 2055](#)
[show services stateful-firewall flows destination port on page 2055](#)
[show services stateful-firewall flows source port on page 2055](#)
[show services stateful-firewall flows \(Twice NAT\) on page 2055](#)

Output Fields [Table 376 on page 2053](#) lists the output fields for the **show services stateful-firewall flows** command. Output fields are listed in the approximate order in which they appear.

Table 376: show services stateful-firewall flows Output Fields

Field Name	Field Description
Interface	Name of the interface.
Service set	Name of a service set. Individual empty service sets are not displayed. If no service set has any flows, a flow table header is displayed for each service set.
Flow Count	Number of flows in a session.
Flow or Flow Prot	Protocol used for this flow.

Table 376: show services stateful-firewall flows Output Fields (*continued*)

Field Name	Field Description
Source	Source prefix of the flow in the format <i>source-prefix:port</i> . For ICMP flows, port information is not displayed.
Dest	Destination prefix of the flow. For ICMP flows, port information is not displayed.
State	Status of the flow: <ul style="list-style-type: none"> • Drop—Drop all packets in the flow without response. • Forward—Forward the packet in the flow without looking at it. • Reject—Drop all packets in the flow with response. • Watch—Inspect packets in the flow.
Dir	Direction of the flow: input (I) or output (O).
Frm count	Number of frames in the flow.

Sample Output

show services stateful-firewall flows user@host> **show services stateful-firewall flows**
Interface: ms-1/3/0, Service set: green

```
Flow
Prot    Source                Dest                State    Dir    Frm count
TCP     10.58.255.178:23  ->  10.59.16.100:4000 Forward  O
TCP     10.58.255.50:33005-> 10.58.255.178:23 Forward  I      1
Source NAT 10.58.255.50:33005-> 10.59.16.100:4000
Destin NAT 10.58.255.178:23  ->  0.0.0.0:4000
```

show services stateful-firewall flows (For Software Flows) When a service set includes software processing, the following output format is used for the software flows:

```
user@host> show services stateful-firewall flows
Interface: sp-0/1/0, Service set: dslite-svc-set2
Flow
TCP     200.200.200.2:80  ->  44.44.44.1:1025 Forward  O      219942
NAT dest 44.44.44.1:1025  ->  20.20.1.4:1025
Software 2001::2        ->  1001::1
TCP     20.20.1.2:1025 ->  200.200.200.2:80 Forward  I      110244
NAT source 20.20.1.2:1025 ->  44.44.44.1:1024
Software 2001::2        ->  1001::1
TCP     200.200.200.2:80 ->  44.44.44.1:1024 Forward  O      219140
NAT dest 44.44.44.1:1024 ->  20.20.1.2:1025
Software 2001::2        ->  1001::1
DS-LITE 2001::2        ->  1001::1 Forward  I      988729
TCP     200.200.200.2:80 ->  44.44.44.1:1026 Forward  O      218906
NAT dest 44.44.44.1:1026 ->  20.20.1.3:1025
Software 2001::2        ->  1001::1
TCP     20.20.1.3:1025 ->  200.200.200.2:80 Forward  I      110303
NAT source 20.20.1.3:1025 ->  44.44.44.1:1026
Software 2001::2        ->  1001::1
TCP     20.20.1.4:1025 ->  200.200.200.2:80 Forward  I      110944
```

	NAT source	20.20.1.4:1025	->	44.44.44.1:1025			
	Softwire	2001::2	->	1001::1			
show services stateful-firewall flows brief	The output for the show services stateful-firewall flows brief command is identical to that for the show services stateful-firewall flows command. For sample output, see show services stateful-firewall flows .						
show services stateful-firewall flows extensive	user@host> show services stateful-firewall flows extensive						
	Interface: ms-0/3/0, Service set: ss_nat						
	Flow			State	Dir	Frm	count
	TCP	16.1.0.1:2330	->	16.49.0.1:21	Forward	I	8
	NAT source	16.1.0.1:2330	->	16.41.0.1:2330			
	NAT dest	16.49.0.1:21	->	16.99.0.1:21			
	Byte count: 455, TCP established, TCP window size: 57344						
	TCP acknowledge: 3251737524, TCP tickle enabled, tcp_tickle: 0						
	Flow role: Master, Timeout: 720						
	TCP	16.99.0.1:21	->	16.41.0.1:2330	Forward	0	5
	NAT source	16.99.0.1:21	->	16.49.0.1:21			
	NAT dest	16.41.0.1:2330	->	16.1.0.1:2330			
	Byte count: 480, TCP established, TCP window size: 57344						
	TCP acknowledge: 463128048, TCP tickle enabled, tcp_tickle: 0						
	Flow role: Responder, Timeout: 720						
show services stateful-firewall flows count	user@host> show services stateful-firewall flows count						
	Interface	Service set				Flow Count	
	ms-1/3/0	green				2	
show services stateful-firewall flows destination port	user@router> show services stateful-firewall flows destination-port 21						
	Interface: ms-0/3/0, Service set: svc_set_trust						
	Flow			State	Dir	Frm count	
	Interface: ms-0/3/0, Service set: svc_set_untrust						
	Flow			State	Dir	Frm count	
	TCP	10.50.10.2:2143	->	10.50.20.2:21	Watch	0	0
show services stateful-firewall flows source port	user@router> show services stateful-firewall flows source-port 2143						
	Interface: ms-0/3/0, Service set: svc_set_trust						
	Flow			State	Dir	Frm count	
	Interface: ms-0/3/0, Service set: svc_set_untrust						
	Flow			State	Dir	Frm count	
	TCP	10.50.10.2:2143	->	10.50.20.2:21	Watch	0	0
show services stateful-firewall flows (Twice NAT)	user@router> show services stateful-firewall flows						
	Flow			State	Dir	Frm count	
	UDP	40.0.0.8:23439	->	80.0.0.1:16485	Watch	I	20
	NAT source	40.0.0.8:23439	->	172.16.1.10:1028			
	NAT dest	80.0.0.1:16485	->	192.16.1.10:22415			
	UDP	192.16.1.10:22415	->	172.16.1.10:1028	Watch	0	20
	NAT source	192.16.1.10:22415	->	80.0.0.1:16485			
	NAT dest	172.16.1.10:1028	->	40.0.0.8:23439			

show services stateful-firewall flows (SDK)

Syntax	<code>show services stateful-firewall flows</code> <code><interface <i>interface-name</i>></code>
Release Information	For routers running Junos SDK applications, support for ms- interfaces added in Junos OS Release 9.5.
Description	Display stateful firewall flow table entries.
Options	none —Display standard information about all stateful firewall flows. interface <i>interface-name</i> —(Optional) Display information about the named interface.
Required Privilege Level	view
List of Sample Output	show services stateful-firewall flows on page 2056
Output Fields	Table 377 on page 2056 lists the output fields for the show services stateful-firewall flows command. Output fields are listed in the approximate order in which they appear.

Table 377: show services stateful-firewall flows Output Fields

Field	Field Description
Interface	Interface ID.
Service set	Name of service set.
Flow	Protocol used for the flow.
State	Status of the flow.
Dir	Direction of the flow: input (I) and output (O).
Frm count	Number of frames in the flow.

Sample Output

```

show services stateful-firewall flows user@host> show services stateful-firewall flows
Interface: ms-2/2/0, Service ser: sset1
Flow Stats Dir Frm count
TCP 192.1.1.2.37822 -> 192.2.1.2.21 Watch I 16
TCP 192.2.1.2.21 -> 192.1.1.2.37822 Watch O 13
TCP 192.1.1.2.37822 -> 192.2.1.2.40598 Unknown I 2
TCP 192.2.1.2.40598 -> 192.1.1.2.37822 Unknown O 1

```

show services stateful-firewall sip-call

Syntax show services stateful-firewall sip-call
 <brief | extensive | terse>
 <application-protocol *protocol*>
 <destination-port *destination-port*>
 <destination-prefix *destination-prefix*>
 <interface *interface-name*>
 <limit *number*>
 <protocol *protocol*>
 <service-set *service-set*>
 <source-port *source-port*>
 <source-prefix *source-prefix*>

Release Information Command introduced in Junos OS Release 7.4.

Description Display stateful firewall Session Initiation Protocol (SIP) call information.

Options **count**—(Optional) Display a count of the matching entries.

brief—(Optional) Display brief SIP call information.

extensive—(Optional) Display detailed SIP call information.

terse—(Optional) Display terse SIP call information.

application-protocol—(Optional) Display information about one of the following application protocols:

- **bootp**—(SIP only) Bootstrap protocol
- **dce-rpc**—(SIP only) Distributed Computing Environment-Remote Procedure Call protocols
- **dce-rpc-portmap**—(SIP only) Distributed Computing Environment-Remote Procedure Call protocols portmap service
- **dns**—(SIP only) Domain Name System protocol
- **exec**—(SIP only) Exec
- **ftp**—(SIP only) File Transfer Protocol
- **h323**—H.323 standards
- **icmp**—Internet Control Message Protocol
- **iiop**—Internet Inter-ORB Protocol
- **login**—Login
- **netbios**—NetBIOS
- **netshow**—NetShow
- **realaudio**—RealAudio
- **rpc**—Remote Procedure Call protocol

- **rpc-portmap**—Remote Procedure Call protocol portmap service
- **rtsp**—Real-Time Streaming Protocol
- **shell**—Shell
- **sip**—Session Initiation Protocol
- **snmp**—Simple Network Management Protocol
- **sqlnet**—SQLNet
- **tftp**—Trivial File Transfer Protocol
- **traceroute**—Traceroute
- **winframe**—WinFrame

destination-port *destination-port*—(Optional) Display information for a particular destination port. The range of values is from 0 to 65535.

destination-prefix *destination-prefix*—(Optional) Display information for a particular destination prefix.

interface *interface-name*—(Optional) Display information about a particular adaptive services interface. On M Series and T Series routers, *interface-name* can be *sp-fpc/pic/port* or *rspnumber*. On J Series routers, *interface-name* is *sp-pim/0/port*.

limit *number*—(Optional) Maximum number of entries to display.

protocol—(Optional) Display information about one of the following IP types:

- **ah**—IPsec Authentication Header protocol
- **egp**—An exterior gateway protocol
- **esp**—IPsec Encapsulating Security Payload protocol
- **gre**—A generic routing encapsulation protocol
- **icmp**—Internet Control Message Protocol
- **igmp**—Internet Group Management Protocol
- **ipip**—IP-within-IP Encapsulation Protocol
- **ipv6**—IPv6 within IP
- **ospf**—Open Shortest Path First protocol
- **pim**—Protocol Independent Multicast protocol
- **rsvp**—Resource Reservation Protocol
- **sctp**—Stream Control Protocol
- **tcp**—Transmission Control Protocol
- **udp**—User Datagram Protocol

service-set *service-set*—(Optional) Display information for a particular service set.

source-port *source-port*—(Optional) Display information for a particular source port. The range of values is from 0 to 65535.

source-prefix *source-prefix*—(Optional) Display information for a particular source prefix.

Required Privilege Level view

Related Documentation • [clear services stateful-firewall sip-call on page 2040](#)

List of Sample Output [show services stateful-firewall sip-call extensive on page 2060](#)

Output Fields [Table 378 on page 2059](#) lists the output fields for the **show services stateful-firewall sip-call** command. Output fields are listed in the approximate order in which they appear.

Table 378: show services stateful-firewall sip-call Output Fields

Field Name	Field Description
Interface	Name of an adaptive services interface.
Service set	Name of a service set.
From	Initiator address.
To	Responder address.
Call ID	SIP call identification string.
Number of initiator flows	Number of control , contact , or media initiator flows.
Number of responder flows	Number of control , contact , or media responder flows.
protocol	Protocol used for this flow.
source-prefix	Source prefix of the flow in the format source-prefix : port .
destination-prefix	Destination prefix of the flow.
state	Status of the flow: <ul style="list-style-type: none"> • Drop—Drop all packets in the flow without a response. • Forward—Forward the packet in the flow without examining it. • Reject—Drop all packets in the flow with a response. • Unknown—Unknown status. • Watch—Inspect packets in the flow.
direction	Direction of the flow: input (I), output (O), or unknown (U).

Table 378: show services stateful-firewall sip-call Output Fields (*continued*)

Field Name	Field Description
<i>frame-count</i>	Number of frames in the flow.
Byte count	Number of bytes forwarded in the flow.
Flow role	Role of the flow that is under evaluation: Initiator , Master , Responder , or Unknown .
Timeout	Lifetime of the flow, in seconds.

Sample Output

show services
stateful-firewall
sip-call extensive

```

user@host> show services stateful-firewall sip-call extensive
Interface: sp-0/3/0, Service set: test_sip_777

From: : 6507771234@10.200.100.1:0;000ff73ac89900021bb231dc-3ef68435
To: : 4085551234@10.200.100.1:0;0011bb65c2a30007777bd0fc-5748b749
Call ID: : 000ff73a-c8990004-0741adac-3e027c7e@10.20.70.2
Number of control initiator flows: : 1, Number of control responder flows:
: 1
UDP          10.20.70.2:50354 -> 10.200.100.1:5060 Watch    I
2
  Byte count: 1112
  Flow role: Master, Timeout: 30
UDP          10.200.100.1:5060 -> 10.20.170.111:50354 Watch    0
0
  Byte count: 0
  Flow role: Responder, Timeout: 30
UDP          0.0.0.0:0 -> 10.20.170.111:5060 Watch    0
7
  Byte count: 2749
  Flow role: Responder, Timeout: 30
Number of contact initiator flows: 1, Number of contact responder flows: 1
UDP          0.0.0.0:0 -> 10.20.140.11:5060 Watch    I
1
  Byte count: 409
  Flow role: Master, Timeout: 30
UDP          10.20.140.11:31864 -> 10.20.170.111:18808 Forward  0
622
  Byte count: 124400
  Flow role: Master, Timeout: 30
UDP          0.0.0.0:0 -> 10.20.170.111:18809 Forward  0
0
  Byte count: 0
  Flow role: Initiator, Timeout: 30
Number of media initiator flows: 4, Number of media responder flows: 0
UDP          10.20.70.2:18808 -> 10.20.140.11:31864 Forward  I
628
  Byte count: 125600
  Flow role: Initiator, Timeout: 30
UDP          0.0.0.0:0 -> 10.20.140.11:31865 Forward  I
0
  Byte count: 0
  Flow role: Initiator, Timeout: 30

```

```
0          0.0.0.0:0    ->      0.0.0.0:0    Unknown  U
0
  Byte count: 0
  Flow role: Unknown, Timeout: 0
0          0.0.0.0:0    ->      0.0.0.0:0    Unknown  U
Interface: sp-0/3/0, Service set: test_sip_888
```

show services stateful-firewall sip-register

Syntax show services stateful-firewall sip-register
 <brief | extensive | terse>
 <application-protocol *protocol*>
 <destination-port *destination-port*>
 <destination-prefix *destination-prefix*>
 <interface *interface-name*>
 <limit *number*>
 <protocol *protocol*>
 <service-set *service-set*>
 <source-port *source-port*>
 <source-prefix *source-prefix*>

Release Information Command introduced in Junos OS Release 7.4.

Description Display stateful firewall Session Initiation Protocol (SIP) register information.

Options **count**—(Optional) Display a count of the matching entries.

brief—(Optional) Display brief SIP register information.

extensive—(Optional) Display detailed SIP register information.

terse—(Optional) Display terse SIP register information.

application-protocol—(Optional) Display information about one of the following application protocols:

- **bootp**—(SIP only) Bootstrap protocol
- **dce-rpc**—(SIP only) Distributed Computing Environment-Remote Procedure Call protocols
- **dce-rpc-portmap**—(SIP only) Distributed Computing Environment-Remote Procedure Call protocols portmap service
- **dns**—(SIP only) Domain Name System protocol
- **exec**—(SIP only) Exec
- **ftp**—(SIP only) File Transfer Protocol
- **h323**—H.323 standards
- **icmp**—Internet Control Message Protocol
- **iiop**—Internet Inter-ORB Protocol
- **login**—Login
- **netbios**—NetBIOS
- **netshow**—NetShow
- **realaudio**—RealAudio
- **rpc**—Remote Procedure Call protocol

- **rpc-portmap**—Remote Procedure Call protocol portmap service
- **rtsp**—Real-Time Streaming Protocol
- **shell**—Shell
- **sip**—Session Initiation Protocol
- **snmp**—Simple Network Management Protocol
- **sqlnet**—SQLNet
- **tftp**—Trivial File Transfer Protocol
- **traceroute**—Traceroute
- **winframe**—WinFrame

destination-port *destination-port*—(Optional) Display information for a particular destination port.

destination-prefix *destination-prefix*—(Optional) Display information for a particular destination prefix. The range of values is from 0 to 65535.

interface *interface-name*—(Optional) Display information about a particular interface. On M Series and T Series routers, the *interface-name* can be *sp-fpc/pic/port* or *rspnumber*. On J Series routers, the *interface-name* is *sp-pim/0/port*.

limit *number*—(Optional) Maximum number of entries to display.

protocol—(Optional) Display information about one of the following IP types:

- **ah**—IPsec Authentication Header protocol
- **egp**—An exterior gateway protocol
- **esp**—IPsec Encapsulating Security Payload protocol
- **gre**—A generic routing encapsulation protocol
- **icmp**—Internet Control Message Protocol
- **igmp**—Internet Group Management Protocol
- **ipip**—IP-within-IP Encapsulation Protocol
- **ipv6**—IPv6 within IP
- **ospf**—Open Shortest Path First protocol
- **pim**—Protocol Independent Multicast protocol
- **rsvp**—Resource Reservation Protocol
- **sctp**—Stream Control Protocol
- **tcp**—Transmission Control Protocol
- **udp**—User Datagram Protocol

service-set *service-set*—(Optional) Display information for a particular service set.

source-port *source-port*—(Optional) Display information for a particular source port. The range of values is from 0 to 65535.

source-prefix *source-prefix*—(Optional) Display information for a particular source prefix.

Required Privilege Level view

Related Documentation [• clear services stateful-firewall sip-register on page 2043](#)

List of Sample Output [show services stateful-firewall sip-register extensive on page 2064](#)

Output Fields [Table 379 on page 2064](#) lists the output fields for the **show services stateful-firewall sip-register** command. Output fields are listed in the approximate order in which they appear.

Table 379: show services stateful-firewall sip-register Output Fields

Field Name	Field Description
Interface	Name of an adaptive services interface.
Service set	Name of a service set.
SIP Register	Register information header.
Protocol	Protocol used for this flow.
Registered IP	Register IP address.
Port	Register port number.
Expiration timeout	Configured lifetime, in seconds.
Timeout remaining	Lifetime remaining, in seconds.
From	Initiator address.
To	Responder address.
Call ID	SIP call identification string.

Sample Output

**show services
stateful-firewall
sip-register extensive**

```
user@host> show services stateful-firewall sip-register extensive
Interface: sp-0/3/0, Service set: test_sip_777
```

```
SIP Register: Protocol: UDP, Registered IP: 10.20.170.111, Port: 5060, Acked
Expiration timeout: 36000, Timeout remaining: 35544
From: : 6507771234@10.200.100.1:0;
To: : 6507771234@10.200.100.1:0;
```

Call ID: : 000ff73a-c8990002-23b1d942-2ba1f91f@10.20.70.2

Interface: sp-0/3/0, Service set: test_sip_888

SIP Register: Protocol: UDP, Registered IP: 10.20.170.112, Port: 5060, Acked
Expiration timeout: 36000, Timeout remaining: 35549
From: : 8881234@10.200.100.1:0;
To: : 8881234@10.200.100.1:0;
Call ID: : 00112096-81fc0002-23b38905-7cb41f62@10.20.71.2

show services stateful-firewall statistics

Syntax	<pre>show services stateful-firewall statistics <application-protocol <i>protocol</i>> <brief detail extensive summary> <interface <i>interface-name</i>> <service-set <i>service-set</i>></pre>
Release Information	Command introduced before Junos OS Release 7.4.
Description	Display stateful firewall statistics.
Options	<p>none—Display standard information about all stateful firewall statistics.</p> <p>brief detail extensive summary—(Optional) Display the specified level of output.</p> <p>interface <i>interface-name</i>—(Optional) Display information about a particular interface. On M Series and T Series routers, the <i>interface-name</i> can be <i>ms-fpc/pic/port</i> or <i>rspnumber</i>. On J Series routers, the <i>interface-name</i> is <i>ms-pim/O/port</i>.</p> <p>service-set <i>service-set</i>—(Optional) Display information about a particular service set.</p>
Required Privilege Level	view
Related Documentation	<ul style="list-style-type: none"> clear services stateful-firewall statistics on page 2046
List of Sample Output	show services stateful-firewall statistics extensive on page 2069
Output Fields	Table 380 on page 2066 lists the output fields for the show services stateful-firewall statistics command. Output fields are listed in the approximate order in which they appear.

Table 380: show services stateful-firewall statistics Output Fields

Field Name	Field Description
Interface	Name of an adaptive services interface.
Service set	Name of a service set.
New flows	Rule match counters for new flows: <ul style="list-style-type: none"> Accept—New flows accepted. Discard—New flows discarded. Reject—New flows rejected.
Existing flows	Rule match counters for existing flows: <ul style="list-style-type: none"> Accept—Match existing forward or watch flow. Discard—Match existing discard flow. Reject—Match existing reject flow.

Table 380: show services stateful-firewall statistics Output Fields (continued)

Field Name	Field Description
Drops	<p>Drop counters:</p> <ul style="list-style-type: none"> • TCP SYN defense—Packets dropped by SYN defender. • NAT ports exhausted—Hide mode. The router has no available Network Address Translation (NAT) ports for a given address or pool.
Errors	<p>Total errors, categorized by protocol:</p> <ul style="list-style-type: none"> • IP—Total IP version 4 errors. • TCP—Total Transmission Control Protocol (TCP) errors. • UDP—Total User Datagram Protocol (UDP) errors. • ICMP—Total Internet Control Message Protocol (ICMP) errors. • Non-IP—Total non-IPv4 errors.
IP Errors	<p>IPv4 errors:</p> <ul style="list-style-type: none"> • IP packet length inconsistencies—IP packet length does not match the Layer 2 reported length. • Minimum IP header length check failures—Minimum IP header length is 20 bytes. The received packet contains less than 20 bytes. • Reassembled packet exceeds maximum IP length—After fragment reassembly, the reassembled IP packet length exceeds 65,535. • Illegal source address 0—Source address is not a valid address. Invalid addresses are, loopback, broadcast, multicast, and reserved addresses. Source address 0, however, is allowed to support BOOTP and the destination address 0xffffffff. • Illegal destination address 0—Destination address is not a valid address. The address is reserved. • TTL zero errors—Received packet had a time-to-live (TTL) value of 0. • IP protocol number 0 or 255—IP protocol is 0 or 255. • Land attack—IP source address is the same as the destination address. • Smurf attack—Echo request is sent to a directed broadcast address. • Non-IP packets—Packet did not conform to the IP standard. • IP option—Packet dropped because of a nonallowed IP option. • Non-IPv4 packets—Packet was not IPv4. (Only IPv4 is supported.) • Bad checksum—Packet had an invalid IP checksum. • Illegal IP fragment length—Illegal fragment length. All fragments (other than the last fragment) must have a length that is a multiple of 8 bytes. • IP fragment overlap—Fragments have overlapping fragment offsets. • IP fragment reassembly timeout—Some of the fragments for an IP packet were not received in time, and the reassembly handler dropped partial fragments.

Table 380: show services stateful-firewall statistics Output Fields (continued)

Field Name	Field Description
TCP Errors	<p>TCP protocol errors:</p> <ul style="list-style-type: none"> • TCP header length inconsistencies—Minimum TCP header length is 20 bytes, and the IP packet received does not contain at least 20 bytes. • Source or destination port number is zero—TCP source or destination port is zero. • Illegal sequence number, flags combination—Dropped because of TCP errors, such as an illegal sequence number, which causes an illogical combination of flags to be set. • SYN attack (multiple SYN messages seen for the same flow)—Multiple SYN packets received for the same flow are treated as a SYN attack. The packets might be retransmitted SYN packets and therefore valid, but a large number is cause for concern. • First packet not SYN—First packets for a connection are not SYN packets. These packets might originate from previous connections or from someone performing an ACK/FIN scan. • TCP port scan (Handshake, RST seen from server for SYN)—In the case of a SYN defender, if an RST (reset) packet is received instead of a SYN/ACK message, someone is probably trying to scan the server. This behavior can result in false alarms if the RST packet is not combined with an intrusion detection service (IDS). • Bad SYN cookie response—SYN cookie generates a SYN/ACK message for all incoming SYN packets. If the ACK received for the SYN/ACK message does not match, this counter is incremented.
UDP Errors	<p>UDP protocol errors:</p> <ul style="list-style-type: none"> • IP data length less than minimum UDP header length (8 bytes)—Minimum UDP header length is 8 bytes. The received IP packets contain less than 8 bytes. • Source or destination port is zero—UDP source or destination port is 0. • UDP port scan (ICMP error seen for UDP flow)—ICMP error is received for a UDP flow. This could be a genuine UDP flow, but it is counted as an error.
ICMP Errors	<p>ICMP protocol errors:</p> <ul style="list-style-type: none"> • IP data length less than minimum ICMP header length (8 bytes)—ICMP header length is 8 bytes. This counter is incremented when received IP packets contain less than 8 bytes. • ICMP error length inconsistencies—Minimum length of an ICMP error packet is 48 bytes, and the maximum length is 576 bytes. This counter is incremented when the received ICMP error falls outside this range. • Ping duplicate sequence number—Received ping packet has a duplicate sequence number. • Ping mismatched sequence number—Received ping packet has a mismatched sequence number.

Sample Output

```

show services stateful-firewall statistics extensive
user@host> show services stateful-firewall statistics extensive
Interface: ms-1/3/0
Service set: interface-svc-set
New flows:
  Accept: 907, Discard: 0, Reject: 0
Existing flows:
  Accept: 3535, Discard: 0, Reject: 0
Drops:
  IP option: 0, TCP SYN defense: 0
  NAT ports exhausted: 0
Errors:
  IP: 0, TCP: 0
  UDP: 0, ICMP: 0
  Non-IP packets: 0, ALG: 0
IP errors:
  IP packet length inconsistencies: 0
  Minimum IP header length check failures: 0
  Reassembled packet exceeds maximum IP length: 0
  Illegal source address: 0
  Illegal destination address: 0
  TTL zero errors: 0, IP protocol number 0 or 255: 0
  Land attack: 0, Smurf attack: 0
  Non IP packets: 0, IP option: 0
  Non-IPv4 packets: 0, Bad checksum: 0
  Illegal IP fragment length: 0
  IP fragment overlap: 0
  IP fragment reassembly timeout: 0
TCP errors:
  TCP header length inconsistencies: 0
  Source or destination port number is zero: 0
  Illegal sequence number, flags combination: 0
  SYN attack (multiple SYNs seen for the same flow): 0
  First packet not SYN: 0
  TCP port scan (Handshake, RST seen from server for SYN): 0
  Bad SYN cookie response: 0
UDP errors:
  IP data length less than minimum UDP header length (8 bytes): 0
  Source or destination port is zero: 0
  UDP port scan (ICMP error seen for UDP flow): 0
ICMP errors:
  IP data length less than minimum ICMP header length (8 bytes): 0
  ICMP error length inconsistencies: 0
  Ping duplicate sequence number: 0
  Ping mismatched sequence number: 0
ALG drops:
  BOOTP: 0, DCE-RPC: 0, DCE-RPC portmap: 0
  DNS: 0, Exec: 0, FTP: 0
  ICMP: 0
  Login: 0, Netbios: 0, Netshow: 0
  RPC: 0, RPC portmap: 0
  RTSP: 0, Shell: 0
  SNMP: 0, Sqlnet: 0, TFTP: 0
  Traceroute: 0

```

show services stateful-firewall statistics (SDK)

Syntax	show services stateful-firewall statistics <extensive>
Release Information	For routers running Junos SDK applications, support for ms- interfaces added in Junos OS Release 9.5.
Description	Display only rule statistics or rule and application-level gateway (ALG) statistics.
Options	<p>none—Display standard information about all stateful firewall statistics. For Multiservices interfaces, standard information is only rule statistics.</p> <p>extensive—(Optional) Display the extensive level of output. For Multiservices interfaces, the extensive level gives just rule and ALG statistics. Other statistics shown do not populate correctly and show all zeros.</p>
Required Privilege Level	view
List of Sample Output	show services stateful-firewall statistics on page 2070
Output Fields	Table 381 on page 2070 lists the output fields for the show services stateful-firewall statistics command. Output fields are listed in the approximate order in which they appear.

Table 381: show services stateful-firewall statistics Output Fields

Field	Field Description
Interface	Interface ID.
Service set	Name of service set.
Accept	Number of flows accepted.
Discard	Number of flows discarded.
Reject	Number of flows rejected.
Errors	Number of errors.

Sample Output

```

show services stateful-firewall statistics
user@host> show services stateful-firewall statistics
Interface Service set Accept Discard Reject Errors
ms-5/1/0    sset1         1      1      0      0

```

show services stateful-firewall statistics application-protocol sip

Syntax	show services stateful-firewall application-protocol sip
Release Information	Command introduced in Junos OS Release 7.4.
Description	Display stateful firewall Session Initiation Protocol (SIP) statistics.
Options	This command has no options.
Required Privilege Level	view
List of Sample Output	show services stateful-firewall statistics application-protocol-sip on page 2072
Output Fields	Table 382 on page 2071 lists the output fields for the show services stateful-firewall statistics application-protocol-sip command. Output fields are listed in the approximate order in which they appear.

Table 382: show services stateful-firewall statistics application-protocol-sip Output Fields

Field Name	Field Description
Interface	Name of an adaptive services interface.
Service set	Name of the service set flow.
ALG	Name of the application-layer gateway.
Active SIP call count	Number of active SIP calls.
Active SIP registration count	Number of active SIP registrations.
REGISTER	Number of new, invalid, and retransmitted register requests sent to the SIP registrar.
INVITE	Number of new, invalid, and retransmitted invite messages sent by user agent clients.
ReINVITE	Number of new, invalid, and retransmitted reinvite messages sent by user agent clients.
ACK	Number of new, invalid, and retransmitted ACK messages received (in response to a SIP Call Invite message).
BYE	Number of new, invalid, and retransmitted requests to terminate SIP dialogues.
CANCEL	Number of new, invalid, and retransmitted SIP request cancellations.
SUBSCRIBE	Number of new, invalid, and retransmitted SIP requests to subscribe for event notifications.
NOTIFY	Number of new, invalid, and retransmitted event notifications in SIP dialogues.

Table 382: show services stateful-firewall statistics application-protocol-sip
Output Fields (continued)

Field Name	Field Description
OPTIONS	Number of new, invalid, and retransmitted requests to query SIP capabilities.
INFO	Number of new, invalid, and retransmitted requests carrying application-level information.
UPDATE	Number of new, invalid, and retransmitted SIP dialogue updates.
REFER	Number of new, invalid, and retransmitted requests to the recipient to contact a third party.
Provisional responses	Number of new, invalid, and retransmitted responses from the user agent server to indicate the progress of a SIP transaction.
OK responses to INVITES	OK responses sent from the user agent clients to user agent servers in response to Invite messages. The server can then return an ACK message.
OK responses to non-INVITES	OK responses to SIP messages other than an Invite message.
Redirection responses	Responses from the user agent server to a user agent client requesting the client to contact a different SIP uniform resource identifier (URI).
Request failure responses	Responses that indicate a definite failure from a particular server. The client must not retry the same request without modification after receiving this response.
Server failure responses	Responses that indicate a server failure.
Global failure responses	Responses that indicate a server has definitive information about a particular user, not just the particular instance indicated in the Request URI.
Invalid responses	Responses that are invalid.
Response (all) retransmits	Retransmissions of all responses.
Parser	Syntax errors, content errors, and unknown methods counted by the message parser.

Sample Output

```

show services stateful-firewall statistics application-protocol-sip
user@host> show services stateful-firewall statistics application-protocol sip
Interface: sp-0/3/0
Service set: test_sip_777, ALG: SIP
Active SIP call count: 0, Active SIP registration count: 1
      New      Invalid      Retransmit
REGISTER      2
INVITE         1              0
ReINVITE       1
ACK            1              0
BYE            0              0
CANCEL         0              0

```

```

SUBSCRIBE      0      0
NOTIFY         0      0
OPTIONS        0      0
INFO           0      0
UPDATE         0      0
REFER          0      0
Provisional responses (18x): 1, OK responses to INVITEs: 2
OK responses to non-INVITEs: 2, Redirection (3xx) responses: 0
Request failure (4xx) responses: 0, Server failure (5xx) responses: 0
Global failure (6xx) responses: 0, Invalid responses: 0
Response (all) retransmits: 0
Parser:
  Syntax errors: 0, Content errors: 0, Unknown methods: 0
Service set: test_sip_888, ALG: SIP
Active SIP call count: 0, Active SIP registration count: 1
      New      Invalid      Retransmit
REGISTER      2
INVITE         0      0      0
ReINVITE      0
ACK           0      0      0
BYE           0      0
CANCEL        0      0
SUBSCRIBE     0      0
NOTIFY        0      0
OPTIONS       0      0
INFO          0      0
UPDATE        0      0
REFER         0      0
Provisional responses (18x): 0, OK responses to INVITEs: 0
OK responses to non-INVITEs: 2, Redirection (3xx) responses: 0
Request failure (4xx) responses: 0, Server failure (5xx) responses: 0
Global failure (6xx) responses: 0, Invalid responses: 0
Response (all) retransmits: 0
Parser:
  Syntax errors: 0, Content errors: 0, Unknown methods: 0

```


PART 5

Index

- [Index on page 2077](#)
- [Index of Statements and Commands on page 2101](#)

Index

Symbols

#, comments in configuration statements.....	xxv
(), in syntax descriptions.....	xxv
/altconfig directory	
altconfig file system.....	893
/altroot directory	
altroot file system.....	893
/config directory	
config file system.....	893
6rd flows	
statistics.....	2032
< >, in syntax descriptions.....	xxiv
[], in configuration statements.....	xxv
{ }, in configuration statements.....	xxv
(pipe), in syntax descriptions.....	xxv

A

AAA	
radius servers	
displaying.....	986
subscriber sessions	
displaying.....	999
subscriber statistics	
clearing.....	832, 834
displaying.....	990, 993
subscribers	
displaying.....	996
logging out.....	834
AACL	
statistics	
clearing.....	1688
aborting partitioning operation.....	880
accounting.....	141
accounting profiles	
records, displaying.....	161
status, displaying.....	157
activating subscriber services.....	851
active flow monitoring	
aggregated flows, displaying.....	1731
available PICs, displaying.....	1750
CPU usage, displaying.....	1752

error statistics, displaying.....	1736
flow statistics, displaying.....	1738
flows, detailed information, displaying.....	1741
memory statistics, displaying.....	1746
packet size distribution, displaying.....	1748
adaptive shapers, displaying.....	1448
address assignment pools	
displaying.....	1003
Address Resolution Protocol.....	821
aggregated flows, displaying.....	1731
Aggregated Multiservices interfaces	
load balancing.....	1910
alarms, displaying	
chassis.....	217
health monitor.....	790
RMON.....	802
system.....	1022
application-aware-access-list See aacl	
archival configuration	
displaying.....	1046
archiving files.....	684
arithmetic and relational operators	
for monitor traffic command.....	111
ARP table	
clearing.....	821
displaying.....	957
associations, clearing.....	1799
ATM nodes, reachability.....	8
authorization See permissions	
autoinstallation, displaying the status of.....	1030

B

backing up partitions.....	893
backup Junos OS files, deleting.....	912
backup software, displaying information.....	1163
BERT	
DSO test	
starting.....	35
stopping.....	36
E1 test	
starting.....	37
stopping.....	38
E3 test	
starting.....	39
stopping.....	40

T1 test		
starting.....	49	
stopping.....	50	
T3 test		
starting.....	51	
stopping.....	52	
binding		
clearing Mobile IP.....	1914	
binding state of DHCP client		
clearing.....	822	
displaying.....	966	
binding state of DHCPv6 client		
clearing.....	828	
displaying.....	975	
bit error rate test See BERT		
boot messages, displaying.....	1031	
Border Signaling Gateway.....	1537	
border-signaling-gateway		
address-of-record bindings, displaying.....	1544	
calls, displaying by server.....	1554	
calls, displaying by service-point.....	1556	
registrations statistics, clearing.....	1541	
registrations subscriptions, clearing.....	1542	
registrations, displaying.....	1573	
routing-blacklist, displaying.....	1575	
statistics, displaying.....	1547, 1549, 1551, 1570	
statistics, displaying by server.....	1558, 1564	
statistics, displaying by service point.....	1567	
statistics, displaying by service-point.....	1561	
status, displaying.....	1576	
braces, in configuration statements.....	xxv	
brackets		
angle, in syntax descriptions.....	xxiv	
square, in configuration statements.....	xxv	
BSG		
clear gateway denied messages		
information.....	1539	
clear gateway statistics.....	1543	
buffers, displaying system.....	1038	
bypass LSPs, testing.....	25	
C		
CB		
environmental information, displaying.....	264	
Ethernet switch, displaying port		
information.....	357	
operation of, controlling.....	174	
SPMB operation, restarting.....	209	
CCG		
operation of, controlling.....	176	
operation, controlling.....	178	
Centralized Clock Generator See CCG		
Centralized Clock Generator See CCG		
.....	279	
certificates		
for IKE negotiation, displaying.....	1844	
installed, displaying.....	1857	
key pairs, generating.....	1802	
PKI		
CA certificates, clearing.....	1791	
CA certificates, displaying.....	1833	
CA certificates, loading manually.....	1804	
certificate revocation lists, clearing.....	1793	
certificate revocation lists,		
displaying.....	1839	
certificate revocation lists, loading		
manually.....	1806	
key pair, generating.....	1809	
local certificates, clearing.....	1794, 1795	
local certificates, displaying.....	1841	
local certificates, loading manually.....	1813	
local certificates, requesting		
manually.....	1807, 1812	
local certificates, requesting online.....	1803	
local certificates, requesting that CA		
install.....	1810	
local certificates, requests, clearing.....	1792	
local certificates, requests,		
displaying.....	1837	
provided by Juniper Networks, adding.....	1820	
signed certificate, obtaining.....	1800	
unsigned certificate, obtaining.....	1801	
CFEB		
operation, controlling.....	177	
statistics, displaying.....	705	
status, displaying.....	223	
chassis		
alarm conditions, displaying.....	217	
cip information, displaying.....	225, 281	
craft interface display messages		
clearing the display of.....	172	
displaying.....	214	
displaying through the CLI.....	227	
stopping the display of.....	214	
environmental information, displaying.....	236	
Ethernet switch information, displaying.....	357	
firmware version, displaying.....	471	

- forwarding process, displaying.....478
- installed hardware, displaying.....503
- location, displaying.....568
- MAC addresses, displaying.....572
- network services, displaying.....576
- serial numbers, displaying.....503
- switch fabric errors
 - displaying.....382
- switch fabric status
 - FPCs, displaying.....385
 - SIBs, displaying.....438
- switch fabric topology, displaying.....452
- synchronization (MX Series).....211
- synchronization source information,
 - displaying.....643
- temperature threshold settings,
 - displaying.....647
- checksum
 - calculating for a file.....686, 687, 688
 - displaying values for all files.....1023
- CIP
 - operation of, controlling.....179
- cleanup, storage space.....938
- clear arp command.....821
- clear chassis display message command.....172
- clear cli logical-system command.....661
- clear ddos-protection protocols command.....1650
- clear dhcp server binding command.....822
- clear dhcp server statistics command.....825, 827
- clear dhcpv6 server binding command.....828
- clear dhcpv6 server statistics command.....830, 831
- clear diameter function statistics command.....1609
- clear diameter peer command.....1610
- clear dlsw reachability command.....1594
- clear ike security-associations command.....1788
- clear ipsec security-associations command.....1789
- clear lldp neighbor command.....142
- clear lldp statistics command.....143
- clear log command.....683
- clear mobile-ip binding command.....1914
- clear network-access aaa statistics
 - command.....832
- clear network-access aaa subscriber
 - command.....834
- clear network-access gx-plus replay
 - command.....1611
- clear network-access gx-plus statistics
 - command.....1612
- clear passive-monitoring statistics command.....1711
- clear security pki ca-certificate command.....1791
- clear security pki certificate-request
 - command.....1792
- clear security pki crt command.....1793
- clear security pki key-pair.....1794
- clear security pki local-certificate command.....1795
- clear services application-aware-access-list
 - statistics command.....1688
- clear services application-identification
 - application-system-cache command.....1687
- clear services application-identification counter
 - command.....1689
- clear services border-signaling-gateway
 - denied-messages command.....1539
- clear services border-signaling-gateway
 - name-resolution-cache command.....1540
- clear services border-signaling-gateway
 - registrations statistics command.....1541
- clear services border-signaling-gateway
 - registrations subscription, command.....1542
- clear services border-signaling-gateway statistics
 - command.....1543
- clear services cos statistics command.....1588
- clear services crtp statistics command.....1580
- clear services dynamic-flow-capture
 - command.....1710
- clear services flow-collector statistics
 - command.....1712
- clear services flows command.....1528
- clear services flows ip-action command.....1690
- clear services ids command.....1772
- clear services ids destination-table
 - command.....1773
- clear services ids pair-table command.....1774
- clear services ids source-table command.....1775
- clear services inline nat pool command.....1927
- clear services inline nat statistics command.....1928
- clear services ipsec-vpn certificates
 - command.....1796
- clear services ipsec-vpn ike security-associations
 - command.....1797
- clear services ipsec-vpn ipsec security-associations
 - command.....1799
- clear services ipsec-vpn ipsec statistics
 - command.....1798
- clear services l2tp destination command.....1861
- clear services l2tp multilink command.....1862
- clear services l2tp session command.....1863

clear services l2tp session statistics		prompt, setting.....	666
command.....	1865	restart, after software upgrade.....	667
clear services l2tp tunnel command.....	1867	screen length, setting.....	668
clear services l2tp tunnel statistics		screen width, setting.....	669
command.....	1869	settings, displaying.....	673
clear services local-policy-decision-function		terminal type, setting.....	670
statistics command.....	1691	timestamp, setting.....	671
clear services pgcp command.....	1943	CLNS node reachability, checking.....	10
clear services pgcp statistics command.....	1944	command-name command.....	1692
clear services rpm twamp server connection		comments, in configuration statements.....	xxv
command.....	62	commit operations, pending	
clear services service-sets statistics packet-drops		clearing.....	835
command.....	2011	displaying.....	1044
clear services service-sets statistics syslog		commit scripts	
command.....	2012	converting.....	892
clear services softwire statistics command.....	2030	comparing files.....	689
clear services stateful-firewall flows		completing partial command entry.....	662
command.....	2037	Compressed Real-Time Transport Protocol See	
SDK applications.....	2039	CRTP services	
clear services stateful-firewall sip-call		compressing files.....	684
command.....	2040	configuration	
clear services stateful-firewall sip-register		deleting rescue configuration.....	868
command.....	2043	displaying	
clear services stateful-firewall statistics		archival configuration.....	1046
command.....	2046	CoS.....	1446
clear services subscriber sessions command.....	1995	current configuration.....	959
clear snmp statistics command.....	782	previous configuration.....	1150
clear system commit command.....	835	rescue configuration.....	1047
clear system reboot command.....	836	saving rescue configuration.....	869
clear system services dhcp binding		syntax, verifying.....	1403
command.....	839	configuration mode, entering.....	842
clear system services dhcp conflict		configure command.....	842
command.....	840	conflicting IP addresses, displaying.....	1155
clear system services dhcp statistics		connections	
command.....	841	IP sockets, displaying active.....	1049
CLI		SSH, opening.....	776
command completion.....	662	testing	
command history		ATM connections.....	8
displaying.....	679	CLNS connections.....	10
current working directory		general connections.....	4
displaying.....	678	MPLS Layer 2 circuit connections.....	12
setting.....	663	MPLS Layer 2 VPN connections.....	15
date		MPLS Layer 3 VPN connections.....	18
setting.....	672	MPLS LDP connections.....	20
exiting to create UNIX-level shell.....	1392	MPLS LSP-endpoint connections.....	23
idle timeout, setting.....	664	MPLS RSVP connections.....	25
logical system instance, setting.....	665	content destination	
logical system view, clearing.....	661	dynamic flow capture, displaying.....	1754
permissions, displaying.....	675	Control Board See CB	

-
- control source,
 - dynamic flow capture, displaying.....1756
 - conventions
 - text and syntax.....xxiv
 - converting scripts.....892
 - copying
 - files.....692
 - core-dumps
 - usage information, displaying.....1067
 - CoS
 - adaptive shaper information, displaying.....1448
 - configuration, displaying.....1446
 - forwarding table, displaying
 - classifier information.....1466
 - code point value to loss priority.....1464
 - code point value to loss priority, J
 - Series.....1471
 - code point value to queue number.....1464
 - configuration.....1461
 - loss priority table indexes, J Series.....1473
 - RED drop profiles.....1467
 - rewrite rules.....1474
 - rewrite rules, table identifiers.....1476
 - scheduler map for switch fabric.....1469
 - scheduler map information.....1477
 - fragmentation map, displaying.....1479
 - interface sets, displaying.....1504
 - interfaces, displaying.....1481
 - mapping, displaying.....1510
 - code point aliases to bit patterns.....1451
 - code point value to forwarding
 - class.....1449
 - code point value to loss priority.....1449
 - code point value to loss priority
 - rewrite.....1510
 - code point value to loss priority, J
 - Series.....1508
 - CoS objects to routing instances.....1513
 - forwarding classes to queue
 - numbers.....1459
 - schedulers to forwarding classes.....1514
 - schedulers to switch fabric priority.....1455
 - translation table bits.....1519
 - RED profile information, displaying.....1453
 - rewrite rules, displaying.....1511
 - routing instance information, displaying.....1513
 - scheduler map information, displaying.....1514
 - scheduler parameters, displaying.....1455
 - switch fabric queue statistics, displaying.....1457
 - traffic-control profile information,
 - displaying.....1516
 - virtual channel group information,
 - displaying.....1524
 - virtual channel information, displaying.....1523
 - CoS services
 - clear statistics.....1588
 - mapping, displaying
 - code point aliases to bit patterns.....1589
 - craft interface display messages
 - clearing.....172
 - displaying
 - on the craft interface display.....214
 - through the CLI.....227
 - stopping.....214
 - C RTP services
 - flows, displaying.....1584
 - output, displaying.....1581
 - statistics, clearing.....1580
 - curly braces, in configuration statements.....xxv
 - current time, displaying.....1295
 - current working directory
 - displaying.....678
 - setting.....663
 - customer support.....xxv
 - contacting JTAC.....xxv
 - system information, displaying.....862
- D**
- data link switching See DLSW
 - date
 - setting from CLI.....672
 - DDoS protection.....1649
 - clearing statistics and violations.....1650
 - protocol information, displaying.....1651
 - protocol policer information, displaying.....1663
 - protocol policer violation information,
 - displaying.....1680
 - protocol statistics information,
 - displaying.....1670
 - statistics, displaying.....1682
 - version, displaying.....1683
 - deactivating subscriber services.....853
 - deleting
 - backup Junos file.....912
 - files.....694
 - software packages.....909

DHCP	
address bindings	
clearing.....	839
displaying.....	1152
address conflicts	
clearing.....	840
displaying.....	1155
address pools, displaying.....	1158
address statistics	
clearing.....	841
displaying.....	1160
extended server binding	
clearing.....	822
displaying.....	966
extended server statistics	
clearing.....	825
displaying.....	970
global settings, displaying.....	1156
statistics	
clearing.....	827
displaying.....	973
DHCP client	
binding state	
clearing.....	822
displaying.....	966
statistics	
clearing.....	825, 827
displaying.....	970, 973
DHCP local server	
reconfigure client bindings.....	846
DHCPv6	
extended server binding	
clearing.....	828
displaying.....	975
extended server statistics	
clearing.....	830
displaying.....	980
statistics	
displaying.....	983
dhcpv6	
statistics	
clearing.....	831
DHCPv6 client	
binding state	
clearing.....	828
displaying.....	975
statistics	
clearing.....	830
displaying.....	980, 983
dhcpv6 client	
statistics	
clearing.....	831
DHCPv6 local server	
reconfigure client bindings.....	848
Diameter base protocol	
clearing function statistics.....	1609
clearing peers.....	1610
function statistics	
displaying.....	1623
function status	
displaying.....	1619
instance information	
displaying.....	1626
network element information	
displaying.....	1628
network element map information	
displaying.....	1631
node status	
displaying.....	1613
peer map	
displaying.....	1638
peer statistics	
displaying.....	1641
peer status	
displaying.....	1634
route information	
displaying.....	1645
digital certificates See certificates	
Direct Memory Access See DMA statistics	
directories	
usage information, displaying.....	1080
working, displaying.....	678
disk space available, displaying.....	1283
DLSW	
circuits, displaying.....	1596
peers	
addresses, displaying.....	1600
capabilities, displaying.....	1595
status, displaying.....	1598
DMA statistics, displaying.....	740
DNS	
hostnames, displaying.....	985
documentation	
comments on.....	xxv
Domain Name System See DNS	
DPC poweron sequence	
displaying for a router.....	597
drop profiles, displaying data points.....	1453

-
- DS-Lite flows
 - statistics.....2032
 - dynamic application awareness.....1685
 - dynamic flow capture
 - content destination, displaying.....1754
 - control source, displaying.....1756
 - statistics
 - clearing.....1710
 - displaying.....1758
 - Dynamic Host Configuration Protocol *See* DHCP
 - E**
 - environmental information
 - CB, displaying.....264
 - CCG, displaying
 -279
 - chassis, displaying.....225, 237, 281
 - FPC, displaying.....283
 - FPM, displaying.....301
 - MCSs, displaying.....306
 - monitored temperatures, displaying.....308
 - PCGs, displaying.....309
 - PDUs, displaying.....311
 - PEMs, displaying.....314
 - Routing Engines, displaying.....321
 - SCG, displaying.....325
 - SFM, displaying.....330
 - SIB, displaying.....334
 - ETH-DM *See* monitor ethernet delay-measurement command
 - ETH-LM *See* monitor ethernet loss-measurement command
 - Ethernet frame
 - delay measurement (ETH-DM), displaying.....79
 - loss-measurement (ETH-LM), displaying.....84
 - Ethernet switch information, displaying.....357
 - F**
 - facilities data link *See* FDL
 - far-end alarm and control *See* FEAC
 - FDL
 - loopback test, performing.....41
 - payload loopback test, performing.....43
 - FEAC
 - line loopback test, initiating.....44
 - line loopback test, terminating.....45
 - FEB
 - firmware version, displaying.....471
 - operation of, controlling (M120 routers only).....195
 - statistics, displaying.....708
 - status, displaying.....468
 - FEB redundancy group
 - status, displaying, M120 routers.....599
 - file archive command.....684
 - file checksum md5 command.....686
 - file checksum sha-256 command.....688
 - file checksum sha1 command.....687
 - file compare command.....689
 - file copy command.....692
 - file delete command.....694
 - file list command.....695
 - file rename command.....697
 - file show command.....699
 - file systems
 - checksum values, displaying.....1023
 - free disk space, displaying.....1283
 - partitions, backing up.....893
 - files
 - archiving.....684
 - calculating checksum.....686, 687, 688
 - comparing.....689
 - compressing.....684
 - contents, displaying.....699
 - copying.....692
 - deleting.....694
 - list of, displaying.....695
 - log file, clearing.....683
 - renaming.....697
 - status of, displaying.....102
 - firmware
 - chassis, displaying.....471
 - system, displaying.....1084
 - upgrading J Series PIMs.....870
 - flow aggregation
 - templates.....1735
 - flow collector services
 - interface files, displaying.....1761
 - packets received, displaying.....1763
 - primary server, switching to.....1713
 - secondary server, switching to.....1714

statistics		
displaying.....	1765	
dropped-packet, clearing.....	2011, 2012	
interface, clearing.....	1712	
test file, transferring.....	1715	
flow monitoring		
active		
aggregated flows, displaying.....	1731	
CPU usage, displaying.....	1752	
detailed information, displaying.....	1741	
error statistics, displaying.....	1736	
flow statistics, displaying.....	1738	
memory statistics, displaying.....	1746	
packet size distribution, displaying.....	1748	
PICs, displaying available.....	1750	
passive		
flow statistics, displaying.....	1723	
memory and flow statistics,		
displaying.....	1725	
status, displaying.....	1727	
usage statistics, displaying.....	1729	
flows		
access-list.....	1692	
list-flows.....	1692	
font conventions.....	xxiv	
forwarding classes, displaying.....	1459, 1589	
forwarding process, displaying.....	478	
forwarding table		
CoS information, displaying		
classifier information.....	1466	
code point value to loss priority.....	1464	
code point value to loss priority, J		
Series.....	1471	
code point value to queue number.....	1464	
configuration.....	1461	
loss priority per classifier.....	1464	
loss priority table indexes, J Series.....	1473	
RED drop profiles.....	1467	
rewrite rules.....	1474	
scheduler map.....	1477	
switch fabric scheduler map.....	1469	
FPC		
environmental information, displaying.....	283	
firmware version, displaying.....	471	
installed, displaying list.....	504	
operation of, controlling.....	183	
statistics, displaying.....	711	
status, displaying.....	480	
switch fabric status, displaying.....	382, 385	
FPC poweron sequence		
displaying for a switch.....	597	
FPM		
environmental information, displaying.....	301	
resynchronizing craft interface status.....	186	
fragmentation map		
CoS information, displaying.....	1479	
free disk space, displaying.....	1283	
freeing up storage space.....	938	
Front Panel Module See FPM		
function statistics		
clearing Diameter base protocol.....	1609	
G		
graceful switchover, displaying.....	1291	
Gx-Plus		
displaying.....	1647	
pending requests		
clearing.....	1611	
statistics		
clearing.....	1612	
H		
halts		
pending		
clearing.....	836	
displaying.....	1147	
requesting.....	871	
hard disk		
partitioning		
aborting.....	880	
requesting.....	882	
hardware, installed, displaying.....	503	
health monitor alarms, displaying.....	790	
heat dissipation		
ratings		
displaying for a router.....	587	
history, CLI commands		
displaying.....	679	
hostnames, DNS, displaying.....	985	
hosts, reachability		
ATM connections.....	8	
general connections.....	4	
MPLS Layer 2 circuits.....	12	
MPLS Layer 2 VPN connections.....	15	
MPLS Layer 3 VPN connections.....	18	
MPLS LDP LSPs.....	20	
MPLS LSP endpoints.....	23	
MPLS RSVP LSPs.....	25	

I

I/O statistics, routing protocol tasks,
 displaying.....1362
 icons defined, notice.....xxiii
 idle timeout
 user, setting.....664
 IDS events
 clearing
 for a destination.....1773
 for interfaces and services.....1772
 for source addresses.....1775
 for source and destination pairs.....1774
 displaying.....1776
 IKE
 adaptive services interfaces
 security associations, clearing.....1797
 security associations, displaying.....1847
 statistics, clearing.....1798
 encryption services interfaces
 security associations, clearing.....1788
 security associations, displaying.....1821
 inline NAT
 statistics, displaying.....1929, 1930
 installing software.....902
 interface diagnostics operational mode
 commands.....33, 52
 interface statistics, real-time, displaying.....89
 Internet Key Exchange See IKE
 intrusion detection service See IDS events
 IP addresses
 conflicting, displaying.....1155
 removing from DHCP server conflict list.....840
 IP multicast
 tracing routes
 from the receiver to the source.....115
 from the source to the gateway
 router.....123
 from the source to the receiver.....118
 listen for responses.....121
 IP sockets, displaying active.....1049
 ip-action
 clearing.....1690
 IPsec services
 adaptive services interfaces
 backup and primary, switching
 tunnels.....1816
 IKE security associations, clearing.....1797
 IKE security associations, displaying.....1847

 IPsec security associations,
 clearing.....1799
 IPsec security associations,
 displaying.....1851
 IPsec statistics, clearing.....1798
 IPsec statistics, displaying.....1854
 encryption services interfaces
 backup and primary, switching
 interfaces.....1815
 backup and primary, switching
 services.....1815
 certificate database, displaying.....1825
 IKE security associations, clearing.....1788
 IKE security associations, displaying.....1821
 IPsec security associations,
 clearing.....1789
 IPsec security associations,
 displaying.....1830
 redundancy information, displaying.....1828
 IS-IS
 authentication, displaying.....1817
 J
 Junos OS
 alarms, displaying.....1022
 autoinstallation status, displaying.....1030
 backup files, deleting.....912
 boot messages, displaying.....1031
 buffers, displaying.....1038
 checksum values, displaying.....1023
 core-dumps, displaying.....1067
 directory usage, displaying.....1080
 disk space, displaying.....1283
 halt, requesting a.....871
 loaded extensions, displaying.....1166
 memory, distribution, utilization.....1089
 pending reboots
 clearing.....836
 displaying.....1147
 processes, displaying.....1116
 queue statistics, displaying.....1141
 rebooting.....888
 SRC client, displaying.....1162
 system statistics, displaying.....1174
 tasks, displaying
 I/O statistics.....1362
 memory usage.....1364
 protocol.....1360
 unified ISSU.....913, 935

unified ISSU for MX Series 3D Universal Edge	
Routers.....	917
uptime, displaying.....	1295
version, displaying	
general.....	1370
virtual memory, displaying.....	1303
JUNOS Software	
bundles, deleting.....	909
packages, deleting.....	909
powering off.....	884
rolling back.....	930
unified ISSU	
aborting.....	899
upgrade	
performing.....	902
validating candidate.....	933
version, displaying	
for two Routing Engines.....	1380
K	
kernel memory usage, displaying.....	1303
kernel replication state, displaying.....	1291
key pair for digital certificate, generating.....	1802
keyboard sequences	
used with monitor interface command.....	89
used with monitor interface traffic	
command.....	90
used with monitor mpls command.....	99
L	
L-PDF	
statistics	
clearing.....	1691
L2TP LAC services	
destination	
clearing.....	1861
L2TP services	
multilink sessions	
clearing.....	1862
displaying.....	1874
RADIUS information.....	1878
session statistics	
clearing.....	1865
sessions	
clearing.....	1863
displaying.....	1882
summary information, displaying.....	1888
tunnel destination	
displaying.....	1871
tunnel statistics, clearing.....	1869
tunnels, clearing.....	1867
tunnels, displaying.....	1891
tunnels, testing.....	1900
user information, displaying.....	1896
Layer 2 circuits	
reachability, testing.....	12
Layer 2 Tunneling Protocol See L2TP	
Layer 2 VPNs	
reachability, testing.....	15
Layer 3 VPNs	
reachability, testing.....	18
LCC	
operation, receiving.....	207
operation, transmitting.....	208
LDP	
tracing LSPs.....	132
LDP LSPs	
ping interval.....	20
licenses	
adding.....	876
deleting.....	877
displaying.....	1086
saving.....	878
line-card chassis	
operation, controlling.....	188
status, displaying.....	567
list-flows.....	1692
See also list-statistics	
LLDP	
displaying.....	144
local information, displaying.....	147
neighbor	
clearing.....	142
neighbors, displaying.....	149
remote global statistics, displaying.....	153
statistics	
clearing.....	143
statistics, displaying.....	155
load balancing.....	1910
location, chassis.....	568
log files	
clearing contents of.....	683
contents, displaying.....	701
display of	
starting.....	103
stopping.....	105
status, displaying.....	102
logging out users.....	879

- logical operators
 - for monitor traffic command.....109
- logical system view, clearing.....661
- login, specifying a Routing Engine.....856
- logout, users.....879
- LSPs
 - LDP, ping interval.....20
 - RSVP, ping interval.....25
 - RSVP, real-time status.....99
- LSQ
 - CPU usage information, displaying.....1904
- M**
- MAC addresses
 - displaying.....572
- manuals
 - comments on.....xxv
- match conditions
 - for monitor traffic command.....108
- MCS
 - environmental information, displaying.....306
 - operation of, controlling.....189
- MD5 checksum, calculating.....686
- memory
 - distribution information.....1089
- memory, displaying for tasks.....1364
- messages
 - boot, displaying.....1031
 - user screens, displaying on.....850
- MIBs
 - SNMP object values, displaying.....799
- MICs
 - operation of, controlling.....194
- Miscellaneous Control Subsystem See MCS
- Mobile IP
 - binding information, displaying.....1915
 - clearing Mobile IP binding.....1914
 - home agent overview information, displaying.....1918
 - home agent traffic information, displaying.....1919
 - virtual network information, displaying.....1921
 - WiMAX Forum Network Architecture release number, displaying.....1923
- modifying subscriber services.....855
- monitor ethernet delay-measurement command.....79
- monitor ethernet loss-measurement command.....84
- monitor interface command.....89
- monitor label-switched-path command.....99
- monitor list command.....102
- monitor start command.....103
- monitor stop command.....105
- monitor traffic command.....106
- monitored temperatures.....308
- monitored temperatures, environmental information, displaying.....308
- MPLS
 - Layer 2 circuit connections
 - operability, checking.....12
 - Layer 2 VPN connections
 - operability, checking.....15
 - Layer 3 VPN connections
 - operability, checking.....18
 - LDP-signaled LSP connections
 - operability, checking.....20
 - LSP endpoint connections
 - operability, checking.....23
 - tracing LSPs.....132, 135
- mtrace command.....115
- mtrace from-source command.....118
- mtrace monitor command.....121
- mtrace to-gateway command.....123
- MX Series Virtual Chassis commands
 - show virtual-chassis protocol adjacency.....1419
- N**
- NAT
 - ipv6-multicast-interfaces information, displaying.....1933
 - mapping information, displaying.....1931, 1932, 1935
 - status information, displaying.....1937
- neighbor
 - LLDP.....142
- Network Time Protocol See NTP
- next hops
 - PFE, displaying.....724
- notice icons defined.....xxiii
- notification statistics, displaying for PFE.....753
- NTP
 - peer status, displaying.....1004
 - peer values, displaying.....1006
- O**
- op command.....844

op scripts	
converting.....	892
executing.....	844
operational mode scripts, executing.....	844
output control keys	
for monitor interface command.....	89
for monitor interface traffic command.....	90
for monitor mpls command.....	99

P

P2MP LSPs, testing.....	25
P2MP LSPs, tracing.....	135
Packet Forwarding Engine See PFE	
Packet Forwarding Engine clock generator See PCG	
Packet Gateway Control Protocol See PGCP	
packet headers, transmitted, displaying.....	106
packet size distribution, displaying.....	1748
packet-triggered subscribers and policy control See PTSP	
parentheses, in syntax descriptions.....	xxv
partial command entry, completing.....	662
partitioning the hard disk	
aborting.....	880
requesting.....	882
partitions, backing up.....	893
passive flow monitoring	
error statistics, displaying.....	1721
flow statistics, displaying.....	1723
memory statistics, displaying.....	1725
PICs, displaying available.....	1727
statistics, clearing.....	1711
usage statistics, displaying.....	1729
PCG	
environmental information, displaying.....	309
operation of, controlling.....	190
PDU, environmental information, displaying.....	311
peers	
clearing Diameter base protocol.....	1610
PEM, environmental information, displaying.....	314
permissions, CLI, displaying.....	675
PFE	
CFEB statistics, displaying.....	705
DMA statistics, displaying.....	740
error statistics, displaying.....	744
forwarding process status, displaying.....	718
forwarding statistics, displaying.....	718
FPC statistics, displaying.....	711
IPv4 statistics, displaying.....	747
IPv6 statistics, displaying.....	750

LCC statistics, displaying.....	721
next hops, displaying.....	724
notification statistics, displaying.....	753
PCG operation, controlling.....	190
polled I/O statistics, displaying.....	755
resource usage, displaying.....	770
routing table, displaying.....	728
SCB information, displaying.....	733
SFM information, displaying.....	735
SSB statistics, displaying.....	737
terse information, displaying.....	768
traffic statistics protocol bfd, displaying.....	761
traffic statistics protocol cfm, displaying.....	764
traffic statistics protocol lfm, displaying.....	766
traffic statistics, displaying.....	757
version, displaying.....	773
PGCP	
clear gate statistics.....	1943, 1944
configuration, displaying.....	1945
conversations, displaying.....	1977
flows, displaying.....	1982
gate information, displaying.....	1954, 1962
H.248 information, displaying.....	1968
statistics, displaying.....	1970
termination information, displaying.....	1987
PICs	
active flow monitoring	
available PICs, displaying.....	1750
CPU usage, displaying.....	1752
installed, displaying list.....	504
operation of, controlling.....	191
status	
displaying for a specific PIC.....	577
displaying FPCs and PICs.....	480
ping atm command.....	8
ping clns command.....	10
ping command.....	4
ping mpls l2circuit command.....	12
ping mpls l2vpn command.....	15
ping mpls l3vpn command.....	18
ping mpls ldp command.....	20
ping mpls lsp-end-point command.....	23
ping mpls rsdp command.....	25
ping vpls instance command.....	30
PKI See certificates, PKI	
polled I/O statistics, displaying for PFE.....	755
port mirroring	
displaying.....	1719

- power consumption
 - displaying for a router.....587
- Power Distribution Unit.....311
- Power Entry Module.....314
- power usage
 - displaying for a router.....590
- powering off routing software
 - requesting a system power off.....884
- processes
 - displaying information.....1116
 - restarting.....947
- prompt
 - setting to display in CLI.....666
- PTSP
 - subscriber bandwidth, displaying.....1998
 - subscriber dynamic policies, displaying.....2000
 - subscriber flows, displaying.....2003
 - subscriber sessions
 - clearing.....1995
 - displaying.....2005
 - subscriber statistics, displaying.....2007
- Q**
- queues
 - CoS switch fabric statistics, displaying.....1457
 - forwarding class mapping, displaying.....1459
 - statistics, displaying.....1141
- R**
- radius diagnostics testing.....53
- RADIUS information
 - displaying.....1878
- random early detection.....1453
- real-time monitoring
 - Ethernet frame delay measurement (ETH-DM).....79
 - Ethernet frame loss-measurement (ETH-LM).....84
 - files.....102
 - interfaces.....89
 - IP multicast paths.....115
 - RSVP LSPs.....99
 - traffic.....106
- rebooting router software
 - pending reboots
 - clearing.....836
 - displaying.....1147
 - requesting a system reboot.....888
- RED drop profiles, displaying.....1453
- redundancy group
 - status, displaying, M120 routers.....599
- Remote Monitoring.....802
- remote system access, operational mode
 - commands.....775, 778
- removing
 - backup Junos file.....912
 - files.....694
 - software packages.....909
- renaming files.....697
- replication errors, displaying.....1291
- request chassis cb command.....174
- request chassis ccg command.....176
- request chassis cfeb command.....177
- request chassis cib command.....179
- request chassis clock master switch
 - command.....178
- request chassis fpc command.....183
- request chassis fpm resync command.....186
- request chassis lcc command.....188
- request chassis mcs command.....189
- request chassis mic command.....194
- request chassis pcg command.....190
- request chassis pic command.....191
- request chassis redundancy feb slot
 - command.....195
- request chassis routing-engine master
 - command.....196
- request chassis scg command.....200
- request chassis sfm command.....201
- request chassis sfm master switch command.....202
- request chassis sib command.....203
- request chassis sib f13 train-link-receive slot
 - command.....205
- request chassis sib f13 train-link-transmit slot
 - command.....206
- request chassis sib train-link-receive slot
 - command.....207
- request chassis sib train-link-transmit slot
 - command.....208
- request chassis spmb restart command.....209
- request chassis ssb master switch command.....210
- request chassis synchronization mode
 - command.....211
- request chassis synchronization switch
 - command.....212
- request dhcp server reconfigure command.....846
- request dhcpv6 server reconfigure command.....848
- request ipsec switch command.....1815

request message command.....	850	request support information command.....	862
request network-access aaa subscriber add session-id command.....	851	request system certificate add command.....	1820
request network-access aaa subscriber delete session-id command.....	853	request system configuration rescue delete command.....	868
request network-access aaa subscriber modify session-id command.....	855	request system configuration rescue save command.....	869
request routing-engine login command.....	856	request system firmware command.....	870
request security certificate (signed) command.....	1800	request system halt command.....	871
request security certificate (unsigned) command.....	1801	request system license add command.....	876
request security key-pair command.....	1802	request system license delete command.....	877
request security pki ca-certificate enroll command.....	1803	request system license save command.....	878
request security pki ca-certificate load command.....	1804	request system logout command.....	879
request security pki ca-certificate verify command.....	1805	request system partition abort command.....	880
request security pki crt load command.....	1806	request system partition hard-disk command.....	882
request security pki generate-certificate-request command.....	1807	request system power-off command.....	884
request security pki generate-key-pair command.....	1809	request system reboot command.....	888
request security pki local-certificate enroll command.....	1810	request system scripts convert.....	892
request security pki local-certificate generate-self-signed command.....	1812	request system snapshot command.....	893
request security pki local-certificate load command.....	1813	request system software abort command.....	899
request security pki local-certificate verify command.....	1814	request system software add command.....	902
request services flow-collector change-destination primary interface command.....	1713	request system software delete command.....	909
request services flow-collector change-destination secondary interface command.....	1714	request system software delete-backup command.....	912
request services flow-collector test-file-transfer command.....	1715	request system software in-service-upgrade command.....	913, 935
request services ipsec-vpn ipsec switch tunnel command.....	1816	for MX Series 3D Universal Edge Routers.....	917
request services static-subscribers login group command.....	858	request system software rollback command.....	930
request services static-subscribers login interface command.....	859	request system software validate command.....	933
request services static-subscribers logout group command.....	860	request system storage cleanup command.....	938
request services static-subscribers logout interface command.....	861	request virtual-chassis member-id delete command.....	1407
request snmp spoof-trap command.....	784	request virtual-chassis member-id set command.....	1408
		request virtual-chassis routing-engine master switch command.....	1409
		request virtual-chassis vc-port delete command.....	1411
		request virtual-chassis vc-port set command.....	1413
		rescue configuration deleting.....	868
		displaying.....	1047
		saving.....	869
		restart command.....	947
		restart-auto-negotiation, performing.....	48
		restarting software processes.....	947
		resynchronizing FPM status.....	186
		reverting to earlier software.....	930

-
- rewrite rules, displaying
 - information.....1511
 - mapping of code point value to loss
 - priority.....1474
 - mapping of code point value to queue
 - number.....1474
 - table identifiers.....1476
 - RMON alarms and events, displaying.....802
 - rollback
 - displaying.....1150
 - requesting.....930
 - routes, displaying
 - to specified network host.....126
 - Routing Engines
 - connections, displaying.....1049
 - environmental information, displaying.....321
 - hostname information, displaying.....1380
 - login connection, specifying.....856
 - operation of, controlling.....196
 - status, displaying.....602
 - switchover information, displaying.....1291
 - version information, displaying.....1380
 - routing protocol tasks
 - displaying.....1360
 - statistics, displaying.....1362
 - RPM services
 - probe results
 - history, displaying.....64
 - recent, displaying.....67
 - protocols and ports, displaying.....63
 - RPM TWAMP server
 - connections, clearing.....62
 - connections, displaying.....73
 - sessions, displaying.....75
 - RSVP
 - LSP connections
 - operability, checking.....25
 - LSPs, real-time status.....99
 - tracing LSPs.....135
 - RSVP LSPs
 - ping interval.....25
 - S**
 - sampling
 - next-hop-groups, displaying.....1716
 - port-mirroring instances, displaying.....1719
 - SCB
 - firmware version, displaying.....471
 - PFE information, displaying.....733
 - status, displaying.....616
 - SCG
 - environmental information, displaying.....325
 - operation, controlling.....200
 - screen length, setting.....668
 - screen width, setting.....669
 - scripts
 - converting.....892
 - security certificate See certificates
 - self diagnosis See op scripts
 - serial numbers, displaying.....503
 - services sets
 - CPU usage, displaying.....2014
 - dropped packet statistics
 - clearing.....2011
 - displaying.....2020
 - memory usage, displaying.....2016
 - plug-ins, displaying.....2018
 - summary information, displaying.....2026
 - syslog statistics
 - clearing.....2012
 - displaying.....2022
 - Session and Resource Control.....1162
 - set chassis display message command.....214
 - set cli complete-on-space command.....662
 - set cli directory command.....663
 - set cli idle-timeout command.....664
 - set cli logical-system command.....665
 - set cli prompt command.....666
 - set cli restart-on-upgrade command.....667
 - set cli screen-length command.....668
 - set cli screen-width command.....669
 - set cli terminal command.....670
 - set cli timestamp command.....671
 - set date command.....672
 - set request services subscribers
 - command.....1996, 1997
 - SFC
 - operation, receiving.....205
 - operation, transmitting.....206
 - SFM
 - environmental information, displaying.....330
 - firmware version, displaying.....471
 - master, determining.....202
 - operation, controlling.....201

statistics, displaying.....	735
status, displaying.....	618
sha-256 checksum, calculating.....	688
SHA-1 checksum, calculating.....	687
show accounting profile command.....	157
show accounting records command.....	161
show application-identification	
application-system-cache command.....	1697
show arp command.....	957
show chassis alarms command.....	217
show chassis cfeb command.....	223
show chassis cip command.....	225
show chassis craft-interface command.....	227
show chassis environment cb command.....	264
show chassis environment ccg command.....	279
show chassis environment cip command.....	281
show chassis environment command.....	236
show chassis environment fpc command.....	283
show chassis environment fpm command.....	301
show chassis environment mcs command.....	306
show chassis environment monitored	
command.....	308
show chassis environment pcg command.....	309
show chassis environment pdu command.....	311
show chassis environment pem command.....	314
show chassis environment routing-engine	
command.....	321
show chassis environment scg command.....	325
show chassis environment sfm command.....	330
show chassis environment sib command.....	334
show chassis ethernet-switch command.....	357
show chassis fabric errors command.....	382
show chassis fabric fpcs command.....	385
show chassis fabric plane command.....	412
show chassis fabric sibs command.....	438
show chassis fabric topology command.....	452
show chassis fan command.....	377
show chassis feb command.....	468
show chassis firmware command.....	471
show chassis forwarding command.....	478
show chassis fpc command.....	480
show chassis hardware command.....	503
show chassis in-service-upgrade command.....	565
show chassis lccs command.....	567
show chassis location command.....	568
show chassis mac-addresses command.....	572
show chassis network services command.....	576
show chassis pic command.....	577
show chassis power command.....	590, 597
show chassis power-ratings command.....	587
show chassis psd command.....	598
show chassis redundancy feb command.....	599
show chassis routing-engine command.....	602
show chassis scb command.....	616
show chassis sfm command.....	618
show chassis sibs command.....	621
show chassis spmb command.....	628
show chassis spmb sibs command.....	636
show chassis ssb command.....	641
show chassis synchronization command.....	643
show chassis temperature-thresholds	
command.....	647
show chassis zones command.....	656
show class-of-service adaptive-shaper	
command.....	1448
show class-of-service classifier command.....	1449
show class-of-service code-point-aliases	
command.....	1451
show class-of-service command.....	1446
show class-of-service drop-profile	
command.....	1453
show class-of-service fabric scheduler-map	
command.....	1455
show class-of-service fabric statistics	
command.....	1457
show class-of-service forwarding-class	
command.....	1459
show class-of-service forwarding-table classifier	
command.....	1464
show class-of-service forwarding-table classifier	
mapping command.....	1466
show class-of-service forwarding-table	
command.....	1461
show class-of-service forwarding-table drop-profile	
command.....	1467
show class-of-service forwarding-table fabric	
scheduler-map command.....	1469
show class-of-service forwarding-table	
loss-priority-map command.....	1471
show class-of-service forwarding-table	
loss-priority-map mapping command.....	1473
show class-of-service forwarding-table rewrite-rule	
command.....	1474
show class-of-service forwarding-table rewrite-rule	
mapping command.....	1476
show class-of-service forwarding-table	
scheduler-map command.....	1477

show class-of-service fragmentation-map		
command.....	1479	
show class-of-service interface command.....	1481	
show class-of-service interface-set		
command.....	1504	
show class-of-service l2tp-session.....	1506	
show class-of-service loss-priority-map		
command.....	1508	
show class-of-service loss-priority-rewrite		
command.....	1510	
show class-of-service rewrite-rule command.....	1511	
show class-of-service routing-instance		
command.....	1513	
show class-of-service scheduler-map		
command.....	1514	
show class-of-service traffic-control-profile		
command.....	1516	
show class-of-service translation-table		
command.....	1519	
show class-of-service virtual-channel		
command.....	1523	
show class-of-service virtual-channel-group		
command.....	1524	
show cli authorization command.....	675	
show cli command.....	673	
show cli directory command.....	678	
show cli history command.....	679	
show configuration command.....	959	
show database-replication statistics		
command.....	962	
show database-replication summary		
command.....	964	
show ddos-protection protocols command.....	1651	
show ddos-protection protocols parameters		
command.....	1663	
show ddos-protection protocols statistics		
command.....	1670	
show ddos-protection protocols violations		
command.....	1680	
show ddos-protection statistics command.....	1682	
show ddos-protection version command.....	1683	
show dhcp server binding command.....	966	
show dhcp server statistics command.....	970	
show dhcp statistics command.....	973	
show dhcpv6 server binding command.....	975	
show dhcpv6 server statistics command.....	980	
show dhcpv6 statistics command.....	983	
show diameter command.....	1613	
show diameter function command.....	1619	
show diameter function statistics command.....	1623	
show diameter instance command.....	1626	
show diameter network-element command.....	1628	
show diameter network-element map		
command.....	1631	
show diameter peer command.....	1634	
show diameter peer map command.....	1638	
show diameter peer statistics command.....	1641	
show diameter route command.....	1645	
show dlsw capabilities command.....	1595	
show dlsw circuits command.....	1596	
show dlsw peers command.....	1598	
show dlsw reachability command.....	1600	
show forwarding-options next-hop-group		
command.....	1716	
show forwarding-options port-mirroring		
command.....	1719	
show host command.....	985	
show ike security-associations command.....	1821	
show interfaces command.....	1910	
show ipsec certificates command.....	1825	
show ipsec redundancy command.....	1828	
show ipsec security-associations command.....	1830	
show llc2 redundancy command.....	1601	
show llc2 redundancy interface statistics		
command.....	1603	
show llc2 redundancy mac-translation		
command.....	1604	
show llc2 redundancy track command.....	1605	
show lldp command.....	144	
show lldp local-information command.....	147	
show lldp neighbors command.....	149	
show lldp remote-global-statistics command.....	153	
show lldp statistics command.....	155	
show log command.....	701	
show mobile-ip home-agent bindings		
command.....	1915	
show mobile-ip home-agent overview		
command.....	1918	
show mobile-ip home-agent traffic		
command.....	1919	
show mobile-ip home-agent virtual-network		
command.....	1921	
show mobile-ip wimax release command.....	1923	
show network-access aaa radius-servers		
command.....	986	
show network-access aaa statistics authentication		
command.....	993	

show network-access aaa statistics command.....	990	show services accounting aggregation command.....	1731
show network-access aaa subscriber session-id command.....	999	show services accounting aggregation template command.....	1735
show network-access aaa subscribers command.....	996	show services accounting errors command.....	1736
show network-access address-assignment pool command.....	1003	show services accounting flow command.....	1738
show network-access gx-plus command.....	1647	show services accounting flow-detail command.....	1741
show ntp associations command.....	1004	show services accounting memory command.....	1746
show ntp status command.....	1006	show services accounting packet-size-distribution command.....	1748
show passive-monitoring error command.....	1721	show services accounting status command.....	1750
show passive-monitoring flow command.....	1723	show services accounting usage command.....	1752
show passive-monitoring memory command.....	1725	show services application-aware-access-list statistics command.....	1695
show passive-monitoring status command.....	1727	show services application-identification counter command.....	1699
show passive-monitoring usage command.....	1729	show services border-signaling-gateway address-of-record bindings command.....	1544
show pfe cfeb command.....	705	show services border-signaling-gateway admission-control command.....	1547
show pfe feb command.....	708	show services border-signaling-gateway by-contact command.....	1549
show pfe fpc command.....	711	show services border-signaling-gateway by-request-uri command.....	1551
show pfe fwdd command.....	718	show services border-signaling-gateway calls by-server command.....	1554
show pfe lcc command.....	721	show services border-signaling-gateway calls by-service-point command.....	1556
show pfe next-hop command.....	724	show services border-signaling-gateway calls-duration by-server command.....	1558
show pfe resource usage memory command.....	770	show services border-signaling-gateway calls-duration by-service-point command.....	1561
show pfe route command.....	728	show services border-signaling-gateway calls-failed by-server command.....	1564
show pfe scb command.....	733	show services border-signaling-gateway calls-failed by-service-point command.....	1567
show pfe sfm command.....	735	show services border-signaling-gateway denied-messages command.....	1570
show pfe ssb command.....	737	show services border-signaling-gateway name-resolution-cache command.....	1571
show pfe statistics dma command.....	740	show services border-signaling-gateway registrations command.....	1573
show pfe statistics error command.....	744	show services border-signaling-gateway routing-blacklist command.....	1575
show pfe statistics ip command.....	747	show services border-signaling-gateway status command.....	1576
show pfe statistics ip6 command.....	750	show services cos statistics command.....	1589
show pfe statistics notification command.....	753		
show pfe statistics pio command.....	755		
show pfe statistics traffic command.....	757		
show pfe statistics traffic protocol bfd command.....	761		
show pfe statistics traffic protocol cfm command.....	764		
show pfe statistics traffic protocol lfm command.....	766		
show pfe terse command.....	768		
show pfe version command.....	773		
show security keychain command.....	1817		
show security pki ca-certificate command.....	1833		
show security pki certificate-request command.....	1837		
show security pki crl command.....	1839		
show security pki local-certificate command.....	1841		

show services crtp command.....	1581
show services crtp flows command.....	1584
show services dynamic-flow-capture content-destination command.....	1754
show services dynamic-flow-capture control-source command.....	1756
show services dynamic-flow-capture statistics command.....	1758
show services flow-collector file interface command.....	1761
show services flow-collector input interface command.....	1763
show services flow-collector interface command.....	1765
show services flows command.....	1531
show services hcm statistics rule command.....	2013
show services ids command.....	1776
show services inline nat pool command.....	1929
show services inline nat statistics command.....	1930
show services ipsec-vpn certificates command.....	1844
show services ipsec-vpn ike security-associations command.....	1847
show services ipsec-vpn ipsec security-associations command.....	1851
show services ipsec-vpn ipsec statistics command.....	1854
show services l2tp destination command.....	1871
show services l2tp multilink command.....	1874
show services l2tp radius command.....	1878
show services l2tp session command.....	1882
show services l2tp summary command.....	1888
show services l2tp tunnel command.....	1891
show services l2tp user command.....	1896
show services link-services cpu-usage command.....	1904
show services local-policy-decision-function flows command.....	1702
show services local-policy-decision-function statistics command.....	1704
show services nat deterministic-nat internal-host command.....	1931
show services nat deterministic-nat nat-port-block command.....	1932
show services nat ipv6-multicast-interfaces command.....	1933
show services nat mapping command.....	1935
show services nat pool command.....	1937
show services pgcp active-configuration command.....	1945
show services pgcp conversations command.....	1977
show services pgcp flows command.....	1982
show services pgcp gate command.....	1954
show services pgcp gates command.....	1962
show services pgcp root-termination command.....	1968
show services pgcp statistics command.....	1970
show services pgcp terminations command.....	1987
show services rpm active-servers command.....	63
show services rpm history-results command.....	64
show services rpm probe-results command.....	67
show services rpm twamp server connection command.....	73
show services rpm twamp server session command.....	75
show services service-sets cpu-usage command.....	2014
show services service-sets memory-usage command.....	2016
show services service-sets plug-ins command.....	2018
show services service-sets statistics packet-drops command.....	2020
show services service-sets statistics syslog command.....	2022
show services service-sets statistics tcp-mss command.....	2025
show services service-sets summary command.....	2026
show services softwire command.....	2031
show services softwire flows command.....	2032
show services stateful-firewall conversations command.....	2047
show services stateful-firewall flows command.....	2051
SDK applications.....	2056
show services stateful-firewall sip-call command.....	2057
show services stateful-firewall sip-register command.....	2062
show services stateful-firewall statistics application-protocol sip command.....	2071
show services stateful-firewall statistics command.....	2066
SDK applications.....	2070
show services subscriber bandwidth command.....	1998

show services subscriber dynamic-policies command.....	2000	show system statistics arp command.....	1208
show services subscriber flows command.....	2003	show system statistics clns command.....	1214
show services subscriber sessions command.....	2005	show system statistics command.....	835, 850, 868, 1044, 1174, 1295, 1392, 1403, 1820
show services subscriber statistics command.....	2007	show system statistics esis command.....	1219
show snmp health-monitor command.....	790	show system statistics icmp command.....	1223
show snmp inform-statistics command.....	797	show system statistics icmp6 command.....	1227
show snmp mib command.....	799	show system statistics igmp command.....	1232
show snmp rmon command.....	802	show system statistics ip command.....	1235
show snmp statistics command.....	806	show system statistics ip6 command.....	1243
show snmp v3 command.....	810	show system statistics mpls command.....	1250
show static-subscribers sessions command.....	1007	show system statistics rdp command.....	1254
show subscribers command.....	1009	show system statistics tcp command.....	1258
show system alarms command.....	1022	show system statistics tnp command.....	1266
show system audit command.....	1023	show system statistics tudp command.....	1272
show system autoinstallation status command.....	1030	show system statistics udp command.....	1275
show system boot-messages command.....	1031	show system statistics vpls command.....	1278
show system buffers command.....	1038	show system storage command.....	1283
show system certificate command.....	1857	show system subscriber-management summary command.....	1289
show system commit command.....	1044	show system switchover command.....	1291
show system configuration archival command.....	1046	show system uptime command.....	1295
show system configuration rescue command.....	1047	show system users command.....	1299
show system connections command.....	1049	show system virtual-memory command.....	1303
show system core-dumps command.....	1067	show task command.....	1360
show system directory-usage command.....	1080	show task io command.....	1362
show system firmware command.....	1084	show task memory command.....	1364
show system license command.....	1086	show task replication command.....	1368
show system memory command.....	1089	show version command.....	1370
show system processes command.....	1116	show version invoke-on command.....	1380
show system queues command.....	1141	show virtual-chassis active-topology command.....	1415
show system reboot command.....	1147	show virtual-chassis device-topology command.....	1417
show system rollback command.....	1150	show virtual-chassis protocol adjacency command.....	1419
show system services dhcp binding command.....	1152	show virtual-chassis protocol database command.....	1423
show system services dhcp conflict command.....	1155	show virtual-chassis protocol interface command.....	1428
show system services dhcp global command.....	1156	show virtual-chassis protocol route command.....	1431
show system services dhcp pool command.....	1158	show virtual-chassis protocol statistics command.....	1434
show system services dhcp statistics command.....	1160	show virtual-chassis status command.....	1437
show system services service-deployment command.....	1162	show virtual-chassis vc-port command.....	1439
show system snapshot command.....	1163	SIB environmental information, displaying.....	334
show system software command.....	1166	information, displaying.....	621

- operation, controlling.....203
- SPMB status, displaying.....636
- status, displaying.....621
- switch fabric status, displaying.....438
- switch fabric topology, displaying.....452
- Simple Network Management Protocol *See* SNMP
- SLAX
 - converting to XSLT.....892
- SNMP
 - health monitor alarms, displaying.....790
 - inform statistics, displaying.....797
 - MIB object values, displaying.....799
 - RMON alarms and events, displaying.....802
 - statistics
 - clearing.....782
 - displaying.....806
 - version 3 configuration, displaying.....810
- SNMP inform statistics, displaying.....797
- SNMP traps
 - spoofing.....784
- sockets, displaying active IP.....1049
- software *See* Junos OS
- software.....2029
- software flows
 - statistics.....2032
- SONET Clock Generator *See* SCG
- SPMB
 - information, displaying.....628
 - restarting.....209
 - SIB status, displaying.....636
- SRC client information, displaying.....1162
- SSB
 - firmware version, displaying.....471
 - operation, controlling.....210
 - statistics, displaying.....737
 - status, displaying.....641
- ssh command.....776
- SSH, opening a connection.....776
- start shell command.....1392
- startup messages, displaying.....1031
- stateful firewall
 - conversations
 - displaying.....2047
 - flows
 - clearing.....2037
 - displaying.....2051
- SIP call information
 - clearing.....2040
 - displaying.....2057
- SIP register information
 - clearing.....2043
 - displaying.....2062
- SIP statistics
 - displaying.....2071
- statistics
 - clearing.....2046
 - displaying.....2066
- static subscribers
 - forced group logout.....860
 - forced logout.....861
 - interface group state reset.....858
 - interface state reset.....859
 - session status
 - displaying.....1007
- statistics
 - AACL
 - clearing.....1688
 - active flow error.....1736
 - active flow instances.....1738
 - active flow memory utilization.....1746
 - aggregated active flow.....1731
 - DHCP server, displaying.....1160
 - dynamic flow capture
 - clearing.....1710
 - displaying.....1758
 - interfaces, real-time.....89
 - L-PDF
 - clearing.....1691
 - LLDP.....143
 - protocol-related, displaying.....1174
 - routing protocol I/O, displaying.....1362
 - system queues, displaying.....1141
 - T640 router, displaying.....721
- storage space, freeing.....938
- subscriber access
 - subscriber information, displaying.....1009
- subscriber management database
 - statistics information, displaying.....962
 - summary information, displaying.....964, 1289
- subscriber services
 - activating.....851
 - deactivating.....853
 - modifying.....855
- subscribers
 - displaying.....1009
- support, technical *See* technical support
- system information, displaying.....862

switch fabric		
errors, displaying.....	382	
queue statistics, displaying.....	1457	
scheduler mapping, displaying.....	1455, 1469	
status, displaying.....	385, 438	
switch fabric topology, displaying.....	452	
Switch Interface Board <i>See</i> SIB		
Switch Processor Mezzanine Board <i>See</i> SPMB		
Switching and Forwarding Module.....	201	
<i>See also</i> SFM		
switchover, displaying information about.....	1291	
synchronization (MX Series).....	211	
synchronization source, displaying.....	643	
synchronized Ethernet		
Sync-E.....	211	
syntax conventions.....	xxiv	
syntax of configuration files, verifying.....	1403	
System and Switch Board <i>See</i> SSB		
System Control Board <i>See</i> SCB		
T		
T640 router		
operation of, controlling.....	188	
statistics, displaying.....	721	
status, displaying.....	567	
tasks		
I/O statistics, displaying.....	1362	
memory usage, displaying.....	1364	
protocol, displaying.....	1360	
tcp-mss		
statistics, displaying.....	2025	
technical support		
contacting JTAC.....	xxv	
system information, displaying.....	862	
telnet command.....	778	
templates		
flow aggregation.....	1735	
terminal screen length, setting.....	668	
terminal screen width, setting.....	669	
terminal type		
setting.....	670	
terminating partitioning operation.....	880	
test aaa authd-lite user command.....	1394	
test aaa dhcp user command.....	1397	
test aaa ppp user command.....	1400	
test access profile command.....	54	
test access radius-server command.....	58	
test configuration command.....	1403	
test interface fdl-line-loop command.....	41	
test interface fdl-payload-loop command.....	43	
test interface feac-loop-initiate command.....	44	
test interface feac-loop-terminate command.....	45	
test interface inband-line-loop command.....	46	
test interface inband-payload-loop command.....	47	
test interface restart-auto-negotiation		
command.....	48	
test interface ds0-bert-start command.....	35	
test interface ds0-bert-stop command.....	36	
test interface e1-bert-start command.....	37	
test interface e1-bert-stop command.....	38	
test interface e3-bert-start command.....	39	
test interface e3-bert-stop command.....	40	
test interface t1-bert-start command.....	49	
test interface t1-bert-stop command.....	50	
test interface t3-bert-start command.....	51	
test interface t3-bert-stop command.....	52	
test services l2tp tunnel command.....	1900	
text message on craft interface		
clearing.....	172	
displaying.....	214	
time, displaying.....	1295	
timeout, user, setting.....	664	
timestamp, CLI output, setting.....	671	
topic1.....	2031	
topic2		
sub-topic.....	2031	
trace files		
display of		
starting.....	103	
stopping.....	105	
status, displaying.....	102	
traceroute command.....	126	
traceroute monitor command.....	130	
traceroute mpls ldp.....	132	
traceroute mpls ldp command.....	132	
traceroute mpls rsvp.....	135	
traceroute mpls rsvp command.....	135	
tracing IP multicast path		
from receiver to source.....	115	
from router to gateway.....	123	
from server to router.....	118	
tracing routes		
from the receiver to the source.....	115	
from the source to the gateway router.....	123	
from the source to the receiver.....	118	
monitoring.....	121	
traffic, real-time monitoring.....	106	

- traps
 - spoofing.....784
- tty connections
 - specifying for login.....856
- TWAMP server
 - connections, clearing.....62
 - connections, displaying.....73
 - sessions, displaying.....75
- U**
 - unified in-service software upgrade *See* unified ISSU
 - Unified in-service software upgrade *See* Unified ISSU for MX Series 3D Universal Edge Routers
 - unified ISSU.....913
 - aborting.....899
 - status, displaying.....565
 - validating requirements.....935
 - Unified ISSU for MX Series 3D Universal Edge Routers.....917
 - UNIX-level shell, creating.....1392
 - upgrading software
 - performing.....902
 - uptime, displaying.....1295
 - user timeout, setting.....664
 - users
 - CLI permissions, displaying.....675
 - logged in, displaying.....1299
 - logging users out.....879
 - logs, displaying.....701
 - messages, displaying for.....850
- V**
 - validating software.....933
 - verifying syntax of configuration file.....1403
 - version
 - firmware, displaying.....471
 - software, displaying
 - for two Routing Engines.....1380
 - general.....1370
 - Virtual Chassis commands
 - request virtual-chassis member-id
 - delete.....1407
 - request virtual-chassis member-id set.....1408
 - request virtual-chassis routing-engine master
 - switch.....1409
 - request virtual-chassis vc-port delete.....1411
 - request virtual-chassis vc-port set.....1413
 - show virtual-chassis active-topology.....1415
 - show virtual-chassis device-topology.....1417
 - show virtual-chassis protocol database.....1423
 - show virtual-chassis protocol interface.....1428
 - show virtual-chassis protocol route.....1431
 - show virtual-chassis protocol statistics.....1434
 - show virtual-chassis status.....1437
 - show virtual-chassis vc-port.....1439
 - Virtual Chassis, operational mode
 - commands.....1405
 - virtual memory, displaying.....1303
 - VPLS
 - testing connectivity.....30
- W**
 - working directory
 - current, displaying.....678
 - current, setting.....663
- X**
 - XSLT
 - converting to SLAX.....892

Index of Statements and Commands

C

chassis	
synchronization (MX Series).....	211
clear arp command.....	821
clear chassis display message command.....	172
clear cli logical-system command.....	661
clear ddos-protection protocols command.....	1650
clear dhcp server binding command.....	822
clear dhcp server statistics command.....	825, 827
clear dhcpv6 server binding command.....	828
clear dhcpv6 server statistics command.....	830, 831
clear diameter function statistics command.....	1609
clear diameter peer command.....	1610
clear dlsr reachability command.....	1594
clear ike security-associations command.....	1788
clear ipsec security-associations command.....	1789
clear lldp neighbor command.....	142
clear lldp statistics command.....	143
clear log command.....	683
clear mobile-ip binding command.....	1914
clear network-access aaa statistics command.....	832
clear network-access aaa subscriber command.....	834
clear network-access gx-plus replay command.....	1611
clear network-access gx-plus statistics command.....	1612
clear passive-monitoring statistics command.....	1711
clear security pki ca-certificate command.....	1791
clear security pki certificate-request command.....	1792
clear security pki crl command.....	1793
clear security pki key-pair.....	1794
clear security pki local-certificate command.....	1795
clear services application-aware-access-list statistics command.....	1688
clear services application-identification application-system-cache command.....	1687
clear services application-identification counter command.....	1689
clear services border-signaling-gateway denied-messages command.....	1539
clear services border-signaling-gateway name-resolution-cache command.....	1540
clear services border-signaling-gateway registrations statistics command.....	1541
clear services border-signaling-gateway registrations subscription, command.....	1542
clear services border-signaling-gateway statistics command.....	1543
clear services cos statistics command.....	1588
clear services crtp statistics command.....	1580
clear services dynamic-flow-capture command.....	1710
clear services flow-collector statistics command.....	1712
clear services flows command.....	1528
clear services flows ip-action command.....	1690
clear services ids command.....	1772
clear services ids destination-table command.....	1773
clear services ids pair-table command.....	1774
clear services ids source-table command.....	1775
clear services inline nat pool command.....	1927
clear services inline nat statistics command.....	1928
clear services ipsec-vpn certificates command.....	1796
clear services ipsec-vpn ike security-associations command.....	1797
clear services ipsec-vpn ipsec security-associations command.....	1799
clear services ipsec-vpn ipsec statistics command.....	1798
clear services l2tp destination command.....	1861
clear services l2tp multilink command.....	1862
clear services l2tp session command.....	1863
clear services l2tp session statistics command.....	1865
clear services l2tp tunnel command.....	1867
clear services l2tp tunnel statistics command.....	1869
clear services local-policy-decision-function statistics command.....	1691

clear services pgcp command.....	1943
clear services pgcp statistics command.....	1944
clear services rpm twamp server connection command.....	62
clear services service-sets statistics packet-drops command.....	2011
clear services service-sets statistics syslog command.....	2012
clear services softwire statistics command.....	2030
clear services stateful-firewall flows command.....	2037
SDK applications.....	2039
clear services stateful-firewall sip-call command.....	2040
clear services stateful-firewall sip-register command.....	2043
clear services stateful-firewall statistics command.....	2046
clear services subscriber sessions command.....	1995
clear snmp statistics command.....	782
clear system commit command.....	835
clear system reboot command.....	836
clear system services dhcp binding command.....	839
clear system services dhcp conflict command.....	840
clear system services dhcp statistics command.....	841
command-name command.....	1692
configure command.....	842

F

file archive command.....	684
file checksum md5 command.....	686
file checksum sha-256 command.....	688
file checksum sha1 command.....	687
file compare command.....	689
file copy command.....	692
file delete command.....	694
file list command.....	695
file rename command.....	697
file show command.....	699

M

monitor ethernet delay-measurement command.....	79
monitor ethernet loss-measurement command.....	84
monitor interface command.....	89

monitor label-switched-path command.....	99
monitor list command.....	102
monitor start command.....	103
monitor stop command.....	105
monitor traffic command.....	106
mtrace command.....	115
mtrace from-source command.....	118
mtrace monitor command.....	121
mtrace to-gateway command.....	123

O

op command.....	844
-----------------	-----

P

ping atm command.....	8
ping clns command.....	10
ping command.....	4
ping mpls l2circuit command.....	12
ping mpls l2vpn command.....	15
ping mpls l3vpn command.....	18
ping mpls ldp command.....	20
ping mpls lsp-end-point command.....	23
ping mpls rsvp command.....	25
ping vpls instance command.....	30

R

request chassis cb command.....	174
request chassis ccg command.....	176
request chassis cfeb command.....	177
request chassis cib command.....	179
request chassis clock master switch command.....	178
request chassis fpc command.....	183
request chassis fpm resync command.....	186
request chassis lcc command.....	188
request chassis mcs command.....	189
request chassis mic command.....	194
request chassis pcg command.....	190
request chassis pic command.....	191
request chassis redundancy feb slot command.....	195
request chassis routing-engine master command.....	196
request chassis scg command.....	200
request chassis sfm command.....	201
request chassis sfm master switch command.....	202
request chassis sib command.....	203
request chassis sib f13 train-link-receive slot command.....	205

request chassis sib f13 train-link-transmit slot command.....	206	request services flow-collector change-destination secondary interface command.....	1714
request chassis sib train-link-receive slot command.....	207	request services flow-collector test-file-transfer command.....	1715
request chassis sib train-link-transmit slot command.....	208	request services ipsec-vpn ipsec switch tunnel command.....	1816
request chassis spmb restart command.....	209	request services static-subscribers login group command.....	858
request chassis ssb master switch command.....	210	request services static-subscribers login interface command.....	859
request chassis synchronization mode command.....	211	request services static-subscribers logout group command.....	860
request chassis synchronization switch command.....	212	request services static-subscribers logout interface command.....	861
request dhcp server reconfigure command.....	846	request snmp spoof-trap command.....	784
request dhcpv6 server reconfigure command.....	848	request support information command.....	862
request ipsec switch command.....	1815	request system certificate add command.....	1820
request message command.....	850	request system configuration rescue delete command.....	868
request network-access aaa subscriber add session-id command.....	851	request system configuration rescue save command.....	869
request network-access aaa subscriber delete session-id command.....	853	request system firmware command.....	870
request network-access aaa subscriber modify session-id command.....	855	request system halt command.....	871
request routing-engine login command.....	856	request system license add command.....	876
request security certificate (signed) command.....	1800	request system license delete command.....	877
request security certificate (unsigned) command.....	1801	request system license save command.....	878
request security key-pair command.....	1802	request system logout command.....	879
request security pki ca-certificate enroll command.....	1803	request system partition abort command.....	880
request security pki ca-certificate load command.....	1804	request system partition hard-disk command.....	882
request security pki ca-certificate verify command.....	1805	request system power-off command.....	884
request security pki crt load command.....	1806	request system reboot command.....	888
request security pki generate-certificate-request command.....	1807	request system scripts convert.....	892
request security pki generate-key-pair command.....	1809	request system snapshot command.....	893
request security pki local-certificate enroll command.....	1810	request system software abort command.....	899
request security pki local-certificate generate-self-signed command.....	1812	request system software add command.....	902
request security pki local-certificate load command.....	1813	request system software delete command.....	909
request security pki local-certificate verify command.....	1814	request system software delete-backup command.....	912
request services flow-collector change-destination primary interface command.....	1713	request system software in-service-upgrade command.....	913, 935
		for MX Series 3D Universal Edge Routers.....	917
		request system software rollback command.....	930
		request system software validate command.....	933
		request system storage cleanup command.....	938
		request virtual-chassis member-id delete command.....	1407
		request virtual-chassis member-id set command.....	1408

request virtual-chassis routing-engine master switch command.....	1409
request virtual-chassis vc-port delete command.....	1411
request virtual-chassis vc-port set command.....	1413
restart command.....	947

S

set chassis display message command.....	214
set cli complete-on-space command.....	662
set cli directory command.....	663
set cli idle-timeout command.....	664
set cli logical-system command.....	665
set cli prompt command.....	666
set cli restart-on-upgrade command.....	667
set cli screen-length command.....	668
set cli screen-width command.....	669
set cli terminal command.....	670
set cli timestamp command.....	671
set date command.....	672
set request services subscribers command.....	1996, 1997
show accounting profile command.....	157
show accounting records command.....	161
show application-identification application-system-cache command.....	1697
show arp command.....	957
show chassis alarms command.....	217
show chassis cfeb command.....	223
show chassis cip command.....	225
show chassis craft-interface command.....	227
show chassis environment cb command.....	264
show chassis environment ccg command.....	279
show chassis environment cip command.....	281
show chassis environment command.....	236
show chassis environment fpc command.....	283
show chassis environment fpm command.....	301
show chassis environment mcs command.....	306
show chassis environment monitored command.....	308
show chassis environment pcg command.....	309
show chassis environment pdu command.....	311
show chassis environment pem command.....	314
show chassis environment routing-engine command.....	321
show chassis environment scg command.....	325
show chassis environment sfm command.....	330
show chassis environment sib command.....	334
show chassis ethernet-switch command.....	357

show chassis fabric errors command.....	382
show chassis fabric fpcs command.....	385
show chassis fabric plane command.....	412
show chassis fabric sibs command.....	438
show chassis fabric topology command.....	452
show chassis fan command.....	377
show chassis feb command.....	468
show chassis firmware command.....	471
show chassis forwarding command.....	478
show chassis fpc command.....	480
show chassis hardware command.....	503
show chassis in-service-upgrade command.....	565
show chassis lccs command.....	567
show chassis location command.....	568
show chassis mac-addresses command.....	572
show chassis network services command.....	576
show chassis pic command.....	577
show chassis power command.....	590, 597
show chassis power-ratings command.....	587
show chassis psd command.....	598
show chassis redundancy feb command.....	599
show chassis routing-engine command.....	602
show chassis scb command.....	616
show chassis sfm command.....	618
show chassis sibs command.....	621
show chassis spmb command.....	628
show chassis spmb sibs command.....	636
show chassis ssb command.....	641
show chassis synchronization command.....	643
show chassis temperature-thresholds command.....	647
show chassis zones command.....	656
show class-of-service adaptive-shaper command.....	1448
show class-of-service classifier command.....	1449
show class-of-service code-point-aliases command.....	1451
show class-of-service command.....	1446
show class-of-service drop-profile command.....	1453
show class-of-service fabric scheduler-map command.....	1455
show class-of-service fabric statistics command.....	1457
show class-of-service forwarding-class command.....	1459
show class-of-service forwarding-table classifier command.....	1464

show class-of-service forwarding-table classifier mapping command.....	1466	show database-replication summary command.....	964
show class-of-service forwarding-table command.....	1461	show ddos-protection protocols command.....	1651
show class-of-service forwarding-table drop-profile command.....	1467	show ddos-protection protocols parameters command.....	1663
show class-of-service forwarding-table fabric scheduler-map command.....	1469	show ddos-protection protocols statistics command.....	1670
show class-of-service forwarding-table loss-priority-map command.....	1471	show ddos-protection protocols violations command.....	1680
show class-of-service forwarding-table loss-priority-map mapping command.....	1473	show ddos-protection statistics command.....	1682
show class-of-service forwarding-table rewrite-rule command.....	1474	show ddos-protection version command.....	1683
show class-of-service forwarding-table rewrite-rule mapping command.....	1476	show dhcp server binding command.....	966
show class-of-service forwarding-table scheduler-map command.....	1477	show dhcp server statistics command.....	970
show class-of-service fragmentation-map command.....	1479	show dhcp statistics command.....	973
show class-of-service interface command.....	1481	show dhcpv6 server binding command.....	975
show class-of-service interface-set command.....	1504	show dhcpv6 server statistics command.....	980
show class-of-service l2tp-session.....	1506	show dhcpv6 statistics command.....	983
show class-of-service loss-priority-map command.....	1508	show diameter command.....	1613
show class-of-service loss-priority-rewrite command.....	1510	show diameter function command.....	1619
show class-of-service rewrite-rule command.....	1511	show diameter function statistics command.....	1623
show class-of-service routing-instance command.....	1513	show diameter instance command.....	1626
show class-of-service scheduler-map command.....	1514	show diameter network-element command.....	1628
show class-of-service traffic-control-profile command.....	1516	show diameter network-element map command.....	1631
show class-of-service translation-table command.....	1519	show diameter peer command.....	1634
show class-of-service virtual-channel command.....	1523	show diameter peer map command.....	1638
show class-of-service virtual-channel-group command.....	1524	show diameter peer statistics command.....	1641
show cli authorization command.....	675	show diameter route command.....	1645
show cli command.....	673	show dlsw capabilities command.....	1595
show cli directory command.....	678	show dlsw circuits command.....	1596
show cli history command.....	679	show dlsw peers command.....	1598
show configuration command.....	959	show dlsw reachability command.....	1600
show database-replication statistics command.....	962	show forwarding-options next-hop-group command.....	1716
		show forwarding-options port-mirroring command.....	1719
		show host command.....	985
		show ike security-associations command.....	1821
		show interfaces command.....	1910
		show ipsec certificates command.....	1825
		show ipsec redundancy command.....	1828
		show ipsec security-associations command.....	1830
		show llc2 redundancy command.....	1601
		show llc2 redundancy interface statistics command.....	1603
		show llc2 redundancy mac-translation command.....	1604
		show llc2 redundancy track command.....	1605
		show lldp command.....	144

show lldp local-information command.....	147
show lldp neighbors command.....	149
show lldp remote-global-statistics command.....	153
show lldp statistics command.....	155
show log command.....	701
show mobile-ip home-agent bindings command.....	1915
show mobile-ip home-agent overview command.....	1918
show mobile-ip home-agent traffic command.....	1919
show mobile-ip home-agent virtual-network command.....	1921
show mobile-ip wimax release command.....	1923
show network-access aaa radius-servers command.....	986
show network-access aaa statistics authentication command.....	993
show network-access aaa statistics command.....	990
show network-access aaa subscriber session-id command.....	999
show network-access aaa subscribers command.....	996
show network-access address-assignment pool command.....	1003
show network-access gx-plus command.....	1647
show ntp associations command.....	1004
show ntp status command.....	1006
show passive-monitoring error command.....	1721
show passive-monitoring flow command.....	1723
show passive-monitoring memory command.....	1725
show passive-monitoring status command.....	1727
show passive-monitoring usage command.....	1729
show pfe cfeb command.....	705
show pfe feb command.....	708
show pfe fpc command.....	711
show pfe fwdd command.....	718
show pfe lcc command.....	721
show pfe next-hop command.....	724
show pfe resource usage memory command.....	770
show pfe route command.....	728
show pfe scb command.....	733
show pfe sfm command.....	735
show pfe ssb command.....	737
show pfe statistics dma command.....	740
show pfe statistics error command.....	744
show pfe statistics ip command.....	747
show pfe statistics ip6 command.....	750
show pfe statistics notification command.....	753
show pfe statistics pio command.....	755
show pfe statistics traffic command.....	757
show pfe statistics traffic protocol bfd command.....	761
show pfe statistics traffic protocol cfm command.....	764
show pfe statistics traffic protocol lfm command.....	766
show pfe terse command.....	768
show pfe version command.....	773
show security keychain command.....	1817
show security pki ca-certificate command.....	1833
show security pki certificate-request command.....	1837
show security pki crl command.....	1839
show security pki local-certificate command.....	1841
show services accounting aggregation command.....	1731
show services accounting aggregation template command.....	1735
show services accounting errors command.....	1736
show services accounting flow command.....	1738
show services accounting flow-detail command.....	1741
show services accounting memory command.....	1746
show services accounting packet-size-distribution command.....	1748
show services accounting status command.....	1750
show services accounting usage command.....	1752
show services application-aware-access-list statistics command.....	1695
show services application-identification counter command.....	1699
show services border-signaling-gateway address-of-record bindings command.....	1544
show services border-signaling-gateway admission-control command.....	1547
show services border-signaling-gateway by-contact command.....	1549
show services border-signaling-gateway by-request-uri command.....	1551
show services border-signaling-gateway calls by-server command.....	1554
show services border-signaling-gateway calls by-service-point command.....	1556
show services border-signaling-gateway calls-duration by-server command.....	1558

show services border-signaling-gateway calls-duration by-service-point command.....	1561	show services l2tp tunnel command.....	1891
show services border-signaling-gateway calls-failed by-server command.....	1564	show services l2tp user command.....	1896
show services border-signaling-gateway calls-failed by-service-point command.....	1567	show services link-services cpu-usage command.....	1904
show services border-signaling-gateway denied-messages command.....	1570	show services local-policy-decision-function flows command.....	1702
show services border-signaling-gateway name-resolution-cache command.....	1571	show services local-policy-decision-function statistics command.....	1704
show services border-signaling-gateway registrations command.....	1573	show services nat deterministic-nat internal-host command.....	1931
show services border-signaling-gateway routing-blacklist command.....	1575	show services nat deterministic-nat nat-port-block command.....	1932
show services border-signaling-gateway status command.....	1576	show services nat ipv6-multicast-interfaces command.....	1933
show services cos statistics command.....	1589	show services nat mapping command.....	1935
show services crtp command.....	1581	show services nat pool command.....	1937
show services crtp flows command.....	1584	show services pgcp active-configuration command.....	1945
show services dynamic-flow-capture content-destination command.....	1754	show services pgcp conversations command.....	1977
show services dynamic-flow-capture control-source command.....	1756	show services pgcp flows command.....	1982
show services dynamic-flow-capture statistics command.....	1758	show services pgcp gate command.....	1954
show services flow-collector file interface command.....	1761	show services pgcp gates command.....	1962
show services flow-collector input interface command.....	1763	show services pgcp root-termination command.....	1968
show services flow-collector interface command.....	1765	show services pgcp statistics command.....	1970
show services flows command.....	1531	show services pgcp terminations command.....	1987
show services hcm statistics rule command.....	2013	show services rpm active-servers command.....	63
show services ids command.....	1776	show services rpm history-results command.....	64
show services inline nat pool command.....	1929	show services rpm probe-results command.....	67
show services inline nat statistics command.....	1930	show services rpm twamp server connection command.....	73
show services ipsec-vpn certificates command.....	1844	show services rpm twamp server session command.....	75
show services ipsec-vpn ike security-associations command.....	1847	show services service-sets cpu-usage command.....	2014
show services ipsec-vpn ipsec security-associations command.....	1851	show services service-sets memory-usage command.....	2016
show services ipsec-vpn ipsec statistics command.....	1854	show services service-sets plug-ins command.....	2018
show services l2tp destination command.....	1871	show services service-sets statistics packet-drops command.....	2020
show services l2tp multilink command.....	1874	show services service-sets statistics syslog command.....	2022
show services l2tp radius command.....	1878	show services service-sets statistics tcp-mss command.....	2025
show services l2tp session command.....	1882	show services service-sets summary command.....	2026
show services l2tp summary command.....	1888	show services softwire command.....	2031
		show services softwire flows command.....	2032

show services stateful-firewall conversations		
command.....	2047	
show services stateful-firewall flows		
command.....	2051	
SDK applications.....	2056	
show services stateful-firewall sip-call		
command.....	2057	
show services stateful-firewall sip-register		
command.....	2062	
show services stateful-firewall statistics		
application-protocol sip command.....	2071	
show services stateful-firewall statistics		
command.....	2066	
SDK applications.....	2070	
show services subscriber bandwidth		
command.....	1998	
show services subscriber dynamic-policies		
command.....	2000	
show services subscriber flows command.....	2003	
show services subscriber sessions		
command.....	2005	
show services subscriber statistics		
command.....	2007	
show snmp health-monitor command.....	790	
show snmp inform-statistics command.....	797	
show snmp mib command.....	799	
show snmp rmon command.....	802	
show snmp statistics command.....	806	
show snmp v3 command.....	810	
show static-subscribers sessions command.....	1007	
show subscribers command.....	1009	
show system alarms command.....	1022	
show system audit command.....	1023	
show system autoinstallation status		
command.....	1030	
show system boot-messages command.....	1031	
show system buffers command.....	1038	
show system certificate command.....	1857	
show system commit command.....	1044	
show system configuration archival		
command.....	1046	
show system configuration rescue		
command.....	1047	
show system connections command.....	1049	
show system core-dumps command.....	1067	
show system directory-usage command.....	1080	
show system firmware command.....	1084	
show system license command.....	1086	
show system memory command.....	1089	
show system processes command.....	1116	
show system queues command.....	1141	
show system reboot command.....	1147	
show system rollback command.....	1150	
show system services dhcp binding		
command.....	1152	
show system services dhcp conflict		
command.....	1155	
show system services dhcp global command.....	1156	
show system services dhcp pool command.....	1158	
show system services dhcp statistics		
command.....	1160	
show system services service-deployment		
command.....	1162	
show system snapshot command.....	1163	
show system software command.....	1166	
show system statistics arp command.....	1208	
show system statistics clns command.....	1214	
show system statistics		
command.....	835, 850, 868, 1044, 1174, 1295, 1392, 1403, 1820	
show system statistics esis command.....	1219	
show system statistics icmp command.....	1223	
show system statistics icmp6 command.....	1227	
show system statistics igmp command.....	1232	
show system statistics ip command.....	1235	
show system statistics ip6 command.....	1243	
show system statistics mpls command.....	1250	
show system statistics rdp command.....	1254	
show system statistics tcp command.....	1258	
show system statistics tnp command.....	1266	
show system statistics tudp command.....	1272	
show system statistics udp command.....	1275	
show system statistics vpls command.....	1278	
show system storage command.....	1283	
show system subscriber-management summary		
command.....	1289	
show system switchover command.....	1291	
show system uptime command.....	1295	
show system users command.....	1299	
show system virtual-memory command.....	1303	
show task command.....	1360	
show task io command.....	1362	
show task memory command.....	1364	
show task replication command.....	1368	
show version command.....	1370	
show version invoke-on command.....	1380	
show virtual-chassis active-topology		
command.....	1415	

show virtual-chassis device-topology	
command.....	1417
show virtual-chassis protocol adjacency	
command.....	1419
show virtual-chassis protocol database	
command.....	1423
show virtual-chassis protocol interface	
command.....	1428
show virtual-chassis protocol route	
command.....	1431
show virtual-chassis protocol statistics	
command.....	1434
show virtual-chassis status command.....	1437
show virtual-chassis vc-port command.....	1439
ssh command.....	776
start shell command.....	1392
synchronization (MX Series).....	211

T

telnet command.....	778
test aaa authd-lite user command.....	1394
test aaa dhcp user command.....	1397
test aaa ppp user command.....	1400
test access profile command.....	54
test access radius-server command.....	58
test configuration command.....	1403
test interface fdl-line-loop command.....	41
test interface fdl-payload-loop command.....	43
test interface feac-loop-initiate command.....	44
test interface feac-loop-terminate command.....	45
test interface inband-line-loop command.....	46
test interface inband-payload-loop command.....	47
test interface restart-auto-negotiation	
command.....	48
test interface ds0-bert-start command.....	35
test interface ds0-bert-stop command.....	36
test interface e1-bert-start command.....	37
test interface e1-bert-stop command.....	38
test interface e3-bert-start command.....	39
test interface e3-bert-stop command.....	40
test interface t1-bert-start command.....	49
test interface t1-bert-stop command.....	50
test interface t3-bert-start command.....	51
test interface t3-bert-stop command.....	52
test services l2tp tunnel command.....	1900
traceroute command.....	126
traceroute monitor command.....	130
traceroute mpls ldp command.....	132
traceroute mpls rsvp command.....	135

