



**JUNOS[™]e Software
for E-series[™] Routing Platforms**

Command Reference Guide A to M

Release 9.0.x

Juniper Networks, Inc.

1194 North Mathilda Avenue
Sunnyvale, CA 94089

USA

408-745-2000

www.juniper.net

Juniper Networks, the Juniper Networks logo, NetScreen, and ScreenOS are registered trademarks of Juniper Networks, Inc. in the United States and other countries. JUNOS and JUNOSe are trademarks of Juniper Networks, Inc. All other trademarks, service marks, registered trademarks, or registered service marks are the property of their respective owners.

Juniper Networks assumes no responsibility for any inaccuracies in this document. Juniper Networks reserves the right to change, modify, transfer, or otherwise revise this publication without notice.

Products made or sold by Juniper Networks (including the ERX-310, ERX-705, ERX-710, ERX-1410, ERX-1440, M5, M7i, M10, M10i, M20, M40, M40e, M160, M320, and T320 routers, T640 routing node, and the JUNOS, JUNOSe, and SDX-300 software) or components thereof might be covered by one or more of the following patents that are owned by or licensed to Juniper Networks: U.S. Patent Nos. 5,473,599, 5,905,725, 5,909,440, 6,192,051, 6,333,650, 6,359,479, 6,406,312, 6,429,706, 6,459,579, 6,493,347, 6,538,518, 6,538,899, 6,552,918, 6,567,902, 6,578,186, and 6,590,785.

Copyright © 2008, Juniper Networks, Inc.
All rights reserved. Printed in USA.

JUNOSe™ Software for E-series™ Routing Platforms Command Reference Guide A to M, Release 9.0.x
Writing: Mark Barnard, Diane Florio, Bruce Gillham, Sarah Lesway-Ball, Brian Wesley Simmons, Fran Singer
Editing: Ben Mann
Cover Design: Edmonds Design

Revision History
29 February 2008—Revision 1

The information in this document is current as of the date listed in the revision history.

Software License

The terms and conditions for using this software are described in the software license contained in the acknowledgment to your purchase order or, to the extent applicable, to any reseller agreement or end-user purchase agreement executed between you and Juniper Networks. By using this software, you indicate that you understand and agree to be bound by those terms and conditions.

Generally speaking, the software license restricts the manner in which you are permitted to use the software and may contain prohibitions against certain uses. The software license may state conditions under which the license is automatically terminated. You should consult the license for further details.

For complete product documentation, please see the Juniper Networks Web site at www.juniper.net/techpubs.

END USER LICENSE AGREEMENT

READ THIS END USER LICENSE AGREEMENT ("AGREEMENT") BEFORE DOWNLOADING, INSTALLING, OR USING THE SOFTWARE. BY DOWNLOADING, INSTALLING, OR USING THE SOFTWARE OR OTHERWISE EXPRESSING YOUR AGREEMENT TO THE TERMS CONTAINED HEREIN, YOU (AS CUSTOMER OR IF YOU ARE NOT THE CUSTOMER, AS A REPRESENTATIVE/AGENT AUTHORIZED TO BIND THE CUSTOMER) CONSENT TO BE BOUND BY THIS AGREEMENT. IF YOU DO NOT OR CANNOT AGREE TO THE TERMS CONTAINED HEREIN, THEN (A) DO NOT DOWNLOAD, INSTALL, OR USE THE SOFTWARE, AND (B) YOU MAY CONTACT JUNIPER NETWORKS REGARDING LICENSE TERMS.

1. The Parties. The parties to this Agreement are Juniper Networks, Inc. and its subsidiaries (collectively "Juniper"), and the person or organization that originally purchased from Juniper or an authorized Juniper reseller the applicable license(s) for use of the Software ("Customer") (collectively, the "Parties").

2. The Software. In this Agreement, "Software" means the program modules and features of the Juniper or Juniper-supplied software, and updates and releases of such software, for which Customer has paid the applicable license or support fees to Juniper or an authorized Juniper reseller. "Embedded Software" means Software which Juniper has embedded in the Juniper equipment.

3. License Grant. Subject to payment of the applicable fees and the limitations and restrictions set forth herein, Juniper grants to Customer a non-exclusive and non-transferable license, without right to sublicense, to use the Software, in executable form only, subject to the following use restrictions:

- a. Customer shall use the Embedded Software solely as embedded in, and for execution on, Juniper equipment originally purchased by Customer from Juniper or an authorized Juniper reseller.
- b. Customer shall use the Software on a single hardware chassis having a single processing unit, or as many chassis or processing units for which Customer has paid the applicable license fees; provided, however, with respect to the Steel-Belted Radius or Odyssey Access Client software only, Customer shall use such Software on a single computer containing a single physical random access memory space and containing any number of processors. Use of the Steel-Belted Radius software on multiple computers requires multiple licenses, regardless of whether such computers are physically contained on a single chassis.
- c. Product purchase documents, paper or electronic user documentation, and/or the particular licenses purchased by Customer may specify limits to Customer's use of the Software. Such limits may restrict use to a maximum number of seats, registered endpoints, concurrent users, sessions, calls, connections, subscribers, clusters, nodes, realms, devices, links, ports or transactions, or require the purchase of separate licenses to use particular features, functionalities, services, applications, operations, or capabilities, or provide throughput, performance, configuration, bandwidth, interface, processing, temporal, or geographical limits. In addition, such limits may restrict the use of the Software to managing certain kinds of networks or require the Software to be used only in conjunction with other specific Software. Customer's use of the Software shall be subject to all such limitations and purchase of all applicable licenses.
- d. For any trial copy of the Software, Customer's right to use the Software expires 30 days after download, installation or use of the Software. Customer may operate the Software after the 30-day trial period only if Customer pays for a license to do so. Customer may not extend or create an additional trial period by re-installing the Software after the 30-day trial period.
- e. The Global Enterprise Edition of the Steel-Belted Radius software may be used by Customer only to manage access to Customer's enterprise network. Specifically, service provider customers are expressly prohibited from using the Global Enterprise Edition of the Steel-Belted Radius software to support any commercial network access services.

The foregoing license is not transferable or assignable by Customer. No license is granted herein to any user who did not originally purchase the applicable license(s) for the Software from Juniper or an authorized Juniper reseller.

4. Use Prohibitions. Notwithstanding the foregoing, the license provided herein does not permit the Customer to, and Customer agrees not to and shall not: (a) modify, unbundle, reverse engineer, or create derivative works based on the Software; (b) make unauthorized copies of the Software (except as necessary for backup purposes); (c) rent, sell, transfer, or grant any rights in and to any copy of the Software, in any form, to any third party; (d) remove any proprietary notices, labels, or marks on or in any copy of the Software or any product in which the Software is embedded; (e) distribute any copy of the Software to any third party, including as may be embedded in Juniper equipment sold in the secondhand market; (f) use any 'locked' or key-restricted feature, function, service, application, operation, or capability without first purchasing the applicable license(s) and obtaining a valid key from Juniper, even if such feature, function, service, application, operation, or capability is enabled without a key; (G.) distribute any key for the Software provided by Juniper to any third party; (h) use the Software in any manner that extends or is broader than the uses purchased by Customer from Juniper or an authorized Juniper reseller; (i) use the Embedded Software on non-Juniper equipment; (j) use the Software (or make it available for use) on Juniper equipment that the Customer did not originally purchase from Juniper or an authorized Juniper reseller; (k) disclose the results of testing or benchmarking of the Software to any third party without the prior written consent of Juniper; or (l) use the Software in any manner other than as expressly provided herein.

5. Audit. Customer shall maintain accurate records as necessary to verify compliance with this Agreement. Upon request by Juniper, Customer shall furnish such records to Juniper and certify its compliance with this Agreement.

6. Confidentiality. The Parties agree that aspects of the Software and associated documentation are the confidential property of Juniper. As such, Customer shall exercise all reasonable commercial efforts to maintain the Software and associated documentation in confidence, which at a minimum includes restricting access to the Software to Customer employees and contractors having a need to use the Software for Customer's internal business purposes.

7. Ownership. Juniper and Juniper's licensors, respectively, retain ownership of all right, title, and interest (including copyright) in and to the Software, associated documentation, and all copies of the Software. Nothing in this Agreement constitutes a transfer or conveyance of any right, title, or interest in the Software or associated documentation, or a sale of the Software, associated documentation, or copies of the Software.

8. Warranty, Limitation of Liability, Disclaimer of Warranty. The warranty applicable to the Software shall be as set forth in the warranty statement that accompanies the Software (the "Warranty Statement"). Nothing in this Agreement shall give rise to any obligation to support the Software. Support services may be purchased separately. Any such support shall be governed by a separate, written support services agreement. TO THE MAXIMUM EXTENT PERMITTED BY LAW, JUNIPER SHALL NOT BE LIABLE FOR ANY LOST PROFITS, LOSS OF DATA, OR COSTS OR PROCUREMENT OF SUBSTITUTE GOODS OR SERVICES, OR FOR ANY SPECIAL, INDIRECT, OR CONSEQUENTIAL DAMAGES ARISING OUT OF THIS AGREEMENT, THE SOFTWARE, OR ANY JUNIPER OR JUNIPER-SUPPLIED SOFTWARE. IN NO EVENT SHALL JUNIPER BE LIABLE FOR DAMAGES ARISING FROM UNAUTHORIZED OR IMPROPER USE OF ANY JUNIPER OR JUNIPER-SUPPLIED SOFTWARE. EXCEPT AS EXPRESSLY PROVIDED IN THE WARRANTY STATEMENT TO THE EXTENT PERMITTED BY LAW, JUNIPER DISCLAIMS ANY AND ALL WARRANTIES IN AND TO THE SOFTWARE (WHETHER EXPRESS, IMPLIED, STATUTORY, OR OTHERWISE), INCLUDING ANY IMPLIED WARRANTY OF MERCHANTABILITY, FITNESS FOR A PARTICULAR PURPOSE, OR NONINFRINGEMENT. IN NO EVENT DOES JUNIPER WARRANT THAT THE SOFTWARE, OR ANY EQUIPMENT OR NETWORK RUNNING THE SOFTWARE, WILL OPERATE WITHOUT ERROR OR INTERRUPTION, OR WILL BE FREE OF VULNERABILITY TO INTRUSION OR ATTACK. In no event shall Juniper's or its suppliers' or licensors' liability to Customer, whether in contract, tort (including negligence), breach of warranty, or otherwise, exceed the price paid by Customer for the Software that gave rise to the claim, or if the Software is embedded in another Juniper product, the price paid by Customer for such other product. Customer acknowledges and agrees that Juniper has set its prices and entered into this Agreement in reliance upon the disclaimers of warranty and the limitations of liability set forth herein, that the same reflect an allocation of risk between the Parties (including the risk that a contract remedy may fail of its essential purpose and cause consequential loss), and that the same form an essential basis of the bargain between the Parties.

9. Termination. Any breach of this Agreement or failure by Customer to pay any applicable fees due shall result in automatic termination of the license granted herein. Upon such termination, Customer shall destroy or return to Juniper all copies of the Software and related documentation in Customer's possession or control.

10. Taxes. All license fees for the Software are exclusive of taxes, withholdings, duties, or levies (collectively "Taxes"). Customer shall be responsible for paying Taxes arising from the purchase of the license, or importation or use of the Software.

11. Export. Customer agrees to comply with all applicable export laws and restrictions and regulations of any United States and any applicable foreign agency or authority, and not to export or re-export the Software or any direct product thereof in violation of any such restrictions, laws or regulations, or without all necessary approvals. Customer shall be liable for any such violations. The version of the Software supplied to Customer may contain encryption or other capabilities restricting Customer's ability to export the Software without an export license.

12. Commercial Computer Software. The Software is "commercial computer software" and is provided with restricted rights. Use, duplication, or disclosure by the United States government is subject to restrictions set forth in this Agreement and as provided in DFARS 227.7201 through 227.7202-4, FAR 12.212, FAR 27.405(b)(2), FAR 52.227-19, or FAR 52.227-14(ALT III) as applicable.

13. Interface Information. To the extent required by applicable law, and at Customer's written request, Juniper shall provide Customer with the interface information needed to achieve interoperability between the Software and another independently created program, on payment of applicable fee, if any. Customer shall observe strict obligations of confidentiality with respect to such information and shall use such information in compliance with any applicable terms and conditions upon which Juniper makes such information available.

14. Third Party Software. Any licensor of Juniper whose software is embedded in the Software and any supplier of Juniper whose products or technology are embedded in (or services are accessed by) the Software shall be a third party beneficiary with respect to this Agreement, and such licensor or vendor shall have the right to enforce this Agreement in its own name as if it were Juniper. In addition, certain third party software may be provided with the Software and is subject to the accompanying license(s), if any, of its respective owner(s). To the extent portions of the Software are distributed under and subject to open source licenses obligating Juniper to make the source code for such portions publicly available (such as the GNU General Public License ("GPL") or the GNU Library General Public License ("LGPL")), Juniper will make such source code portions (including Juniper modifications, as appropriate) available upon request for a period of up to three years from the date of distribution. Such request can be made in writing to Juniper Networks, Inc., 1194 N. Mathilda Ave., Sunnyvale, CA 94089, ATTN: General Counsel. You may obtain a copy of the GPL at <http://www.gnu.org/licenses/gpl.html>, and a copy of the LGPL at <http://www.gnu.org/licenses/lgpl.html>.

15. Miscellaneous. This Agreement shall be governed by the laws of the State of California without reference to its conflicts of laws principles. The provisions of the U.N. Convention for the International Sale of Goods shall not apply to this Agreement. For any disputes arising under this Agreement, the Parties hereby consent to the personal and exclusive jurisdiction of, and venue in, the state and federal courts within Santa Clara County, California. This Agreement constitutes the entire and sole agreement between Juniper and the Customer with respect to the Software, and supersedes all prior and contemporaneous agreements relating to the Software, whether oral or written (including any inconsistent terms contained in a purchase order), except that the terms of a separate written agreement executed by an authorized Juniper representative and Customer shall govern to the extent such terms are inconsistent or conflict with terms contained herein. No modification to this Agreement nor any waiver of any rights hereunder shall be effective unless expressly assented to in writing by the party to be charged. If any portion of this Agreement is held invalid, the Parties agree that such invalidity shall not affect the validity of the remainder of this Agreement. This Agreement and associated documentation has been written in the English language, and the Parties agree that the English version will govern. (For Canada: Les parties aux présentes confirment leur volonté que cette convention de même que tous les documents y compris tout avis qui s'y rattache, soient rédigés en langue anglaise. (Translation: The parties confirm that this Agreement and all related documentation is and will be in the English language)).

About This Guide

This preface provides the following guidelines for using *JUNOS[™] Software for E-series[™] Routing Platforms Command Reference Guide A to M*:

- Objectives on page v
- Audience on page v
- E-series Routers on page vi
- Documentation Conventions on page vi
- Related E-series and JUNOS[™] Documentation on page xx
- Obtaining Documentation on page xxiii
- Documentation Feedback on page xxiii
- Requesting Technical Support on page xxiv

Objectives

This guide provides descriptions, syntax, parameter definitions, and release history for the commands in the JUNOS CLI. Refer to the configuration guides for detailed information about configuring an E-series router.

An E-series router is shipped with the latest system software installed. If you need to install a future release or reinstall the system software, refer to the procedures in *JUNOS System Basics Configuration Guide, Chapter 3, Installing JUNOS Software*.



NOTE: If the information in the latest *JUNOS Release Notes* differs from the information in this guide, follow the *JUNOS Release Notes*.

Audience

This guide is intended for experienced system and network specialists working with E-series routers in an Internet access environment.

E-series Routers

Seven models of E-series routers are available:

- E120 router
- E320 router
- ERX-1440 router
- ERX-1410 router
- ERX-710 router
- ERX-705 router
- ERX-310 router

All models use the same software. For information about all models except the E120 router and the E320 router, see *ERX Hardware Guide, Chapter 1, ERX Overview*. For information about the E120 router and the E320 router, see *E120 and E320 Hardware Guide, Chapter 1, E120 and E320 Overview*.

In the E-series documentation, the term ERX-14xx models refers to both the ERX-1440 router and the ERX-1410 router. Similarly, the term ERX-7xx models refers to both the ERX-710 router and the ERX-705 router. The terms ERX-1440 router, ERX-1410 router, ERX-710 router, ERX-705 router, ERX-310 router, E120 router, and E320 router refer to the specific models.

Documentation Conventions

Table 1 defines notice icons used in this guide.

Table 1: Notice Icons




Icon	Meaning	Description
	Informational note	Indicates important features or instructions.
	Caution	Indicates a situation that might result in loss of data or hardware damage.
	Warning	Alerts you to the risk of personal injury.

Table 2 defines text conventions used in this guide and the syntax conventions used primarily in the *JUNOS Command Reference Guide*. For more information about command syntax, see *JUNOS System Basics Configuration Guide, Chapter 2, Command-Line Interface*.

Table 2: Text and Syntax Conventions

Convention	Description	Examples
Text Conventions		
Bold text like this	Represents commands and keywords in text.	<ul style="list-style-type: none"> ■ Issue the clock source command. ■ Specify the keyword exp-msg.
Bold text like this	Represents text that the user must type.	host1(config)# traffic class low-loss1
Fixed-width text like this	Represents information as displayed on your terminal's screen.	<pre>host1#show ip ospf 2 Routing Process OSPF 2 with Router ID 5.5.0.250 Router is an Area Border Router (ABR)</pre>
<i>Italic text like this</i>	<ul style="list-style-type: none"> ■ Emphasizes words. ■ Identifies variables. ■ Identifies chapter, appendix, and book names. 	<ul style="list-style-type: none"> ■ There are two levels of access, <i>user</i> and <i>privileged</i>. ■ <i>clusterId</i>, <i>ipAddress</i>. ■ <i>Appendix A, System Specifications</i>.
Plus sign (+) linking key names	Indicates that you must press two or more keys simultaneously.	Press Ctrl + b.
Syntax Conventions in the Command Reference Guide		
Plain text like this	Represents keywords.	terminal length
<i>Italic text like this</i>	Represents variables.	<i>mask</i> , <i>accessListName</i>
(pipe symbol)	Represents a choice to select one keyword or variable to the left or right of this symbol. (The keyword or variable can be either optional or required.)	diagnostic line
[] (brackets)	Represent optional keywords or variables.	[internal external]
[]* (brackets and asterisk)	Represent optional keywords or variables that can be entered more than once.	[level1 level2 l1]*
{ } (braces)	Represent required keywords or variables.	{ permit deny } { in out } { <i>clusterId</i> <i>ipAddress</i> }

Using the no Version Versus the default Version of Commands

Most router configuration commands have a **no** version, which you can use to negate a command (or a portion of it specified by an optional keyword) or restore its default setting. When you use a command *without* the keyword **no**, you can reenabling a disabled feature or override a default setting. You have the option of using the **default** keyword whenever the **no** keyword is also a choice; simply enter the keyword **default** instead of **no**.

In most cases, when you execute the **default** version of a command, it produces the exact results as the **no** version. There are some commands for which the **default** version yields a different result than the **no** version.

Commands for which the **default** behavior differs from the **no** behavior are clearly identified in this guide. Unless otherwise specified, therefore, the **default** command is identical to the **no** command and is neither documented nor discussed.

The syntax for each **no** command is described in this guide. Some commands do not have a **no** version; this is indicated in the individual command descriptions except for the **show** commands, none of which has a **no** version.

The CLI can act on **no** versions of commands when you have entered sufficient information to distinguish the command syntactically, and ignores all subsequent input on that line.

To be compatible with some non-E-series implementations, the **no** versions of commands accept the same options as the affirmative version of the commands. The CLI ignores the optional input if it has no effect on the command behavior. If using the option changes the behavior of the **no** version, the individual command entry in this guide describes the difference in behavior.

Deprecated Commands

A command that has been deprecated in a release or in a particular configuration mode returns a notice when you issue the command manually:

NOTICE: This command is obsolete. It may be completely removed from a subsequent software release.

A preferred alternate command is provided in the notice. If you have a script that uses the deprecated command, the deprecated command is automatically mapped to the preferred command when you run the script. If the deprecated command no longer has a function, then that command has no effect when you run a script containing the command.

We recommend that you use the preferred command when writing new scripts.

Filtering show Commands

You have access to a variety of **show** commands that display router and protocol information. You can filter the output of a **show** command by specifying | (the UNIX pipe symbol), one of the following keywords, and either a case-sensitive text string or a regular expression.

- **begin**—Displays output beginning with the first line that contains the text string or regular expression
- **include**—Displays output lines that contain the text string or regular expression and excludes lines that do not contain the text string or regular expression
- **exclude**—Displays output lines that do not contain the text string or regular expression and excludes lines that do contain the text string or regular expression

For a list of regular expressions, see *JUNOS IP Services Configuration Guide, Chapter 1, Configuring Routing Policy*.

You can press Ctrl + c to interrupt the **show** command output.



NOTE: The router does not recognize beginning spaces of the text string. For example, if you enter the **include** option with IP as the text string on which to filter, the router ignores the space and displays lines that include words such as RIP.

Example In the following example, the output display consists only of lines that contain the string *ip*. The router omits all other lines of the output from the display because none of them contain the string *ip*.

```
host1#show config include-defaults | include ip
! Configuration script generated on FRI NOV 12 1999 16:56:41 UTC
ip address 192.168.1.229 255.255.255.0
ip rip receive version 2 1
ip rip send version 1
ip rip authentication mode md5 17
ip rip authentication key
ip route 10.6.0.0 255.255.0.0 192.168.1.1
ip route 10.10.0.0 255.255.0.0 192.168.1.1
ip route 10.10.0.166 255.255.255.255 192.168.1.1
ip debounce-time 0
router rip
```

Interface Types and Specifiers

Many commands take the variables *interfaceType* and *interfaceSpecifier*. Some commands support all types of interfaces, whereas other commands support only certain types of interfaces. Similarly, some commands support all interface specifier formats for a particular interface type, whereas other commands support only certain interface specifier formats.

Table 3 on page ix lists the interface specifiers for each type of interface on ERX-7xx models, ERX-14xx models, and the ERX-310 router.

Table 4 on page xv lists the interface specifiers for each type of interface on the E120 router and the E320 router.

Table 3: Interface Types and Specifiers for ERX-7xx Models, ERX-14xx Models, and ERX-310 Router

Interface Type	Description	Interface Specifier	Example
atm	ATM interface or ATM 1483 subinterface	Refer to the individual formats listed below.	
■ ATM interface or subinterface		To configure an ATM interface or subinterface: <i>slot/port[.subinterface]</i> ■ <i>slot</i> —Number of the chassis slot in the range 0–6 (ERX-7xx models), 0–13 (ERX-14xx models), and 0–2 (ERX-310 router) ■ <i>port</i> —Port number on the I/O module ■ <i>subinterface</i> —Number of the subinterface in the range 1–2147483647	atm 3/2.6

Table 3: Interface Types and Specifiers for ERX-7xx Models, ERX-14xx Models, and ERX-310 Router (continued)

Interface Type	Description	Interface Specifier	Example
■ ATM 1483 subinterface ^a		<p>To display information about an ATM 1483 subinterface by using show commands:</p> <p><i>slot/port/vpi/vci</i></p> <ul style="list-style-type: none"> ■ <i>slot</i>—Number of the chassis slot in the range 0–6 (ERX-7xx models), 0–13 (ERX-14xx models), and 0–2 (ERX-310 router) ■ <i>port</i>—Port number on the I/O module ■ <i>vpi</i>—Virtual path identifier of the PVC on this ATM 1483 subinterface; allowable numeric range depends on the module capabilities and current configuration ■ <i>vci</i>—Virtual circuit identifier of the PVC on this ATM 1483 subinterface; allowable numeric range depends on the module capabilities and current configuration 	atm 3/2/1/2
fastEthernet	IEEE 802.3 Fast Ethernet (FE) interface	<p><i>slot/port[.subinterface1[.subinterface2]]</i></p> <ul style="list-style-type: none"> ■ <i>slot</i>—Number of the chassis slot in the range 0–6 (ERX-7xx models), 0–13 (ERX-14xx models), and 0–2 (ERX-310 router) ■ <i>port</i>—Port number on the I/O module or port 0 for the Fast Ethernet management port on the SRP I/O module <p>The meaning of the <i>subinterface</i> variables depends on the configuration context. You can configure Fast Ethernet interfaces with or without VLANs.</p> <ul style="list-style-type: none"> ■ VLANs: <ul style="list-style-type: none"> ■ <i>subinterface1</i>—Number of the VLAN subinterface in the range 1–2147483647; no more than 4096 VLAN subinterfaces per Fast Ethernet physical port ■ <i>subinterface2</i>—When using PPPoE, the number of the PPPoE subinterface in the range 1–2147483647; no more than 4094 PPPoE subinterfaces per Fast Ethernet physical port ■ No VLANs: <ul style="list-style-type: none"> ■ <i>subinterface1</i>—When using PPPoE, the number of the PPPoE subinterface in the range 1–2147483647; no more than 4094 PPPoE subinterfaces per Fast Ethernet physical port ■ <i>subinterface2</i>—Not used 	fastEthernet 3/2.6.20

Table 3: Interface Types and Specifiers for ERX-7xx Models, ERX-14xx Models, and ERX-310 Router (continued)

Interface Type	Description	Interface Specifier	Example
gigabitEthernet	IEEE 802.3 Gigabit Ethernet (GE) interface	<i>slot/port[.subinterface1[.subinterface2]]</i> ■ <i>slot</i> —Number of the chassis slot in the range 0–6 (ERX-7xx models), 0–13 (ERX-14xx models), and 0–2 (ERX-310 router) ■ <i>port</i> —Port number on the I/O module The meaning of the <i>subinterface</i> variables depends on the configuration context. You can configure Gigabit Ethernet interfaces with or without VLANs. ■ VLANs: ■ <i>subinterface1</i> —Number of the VLAN subinterface in the range 1–2147483647; no more than 4096 VLAN subinterfaces per Gigabit Ethernet physical port ■ <i>subinterface2</i> —When using PPPoE, the number of the PPPoE subinterface in the range 1–2147483647; no more than 4094 PPPoE subinterfaces per Gigabit Ethernet physical port ■ No VLANs: ■ <i>subinterface1</i> —When using PPPoE, the number of the PPPoE subinterface in the range 1–2147483647; no more than 4094 PPPoE subinterfaces per Gigabit Ethernet physical port ■ <i>subinterface2</i> —Not used	gigabitEthernet 3/0.6.20
lag	IEEE 802.3ad link aggregation group (LAG) interface	<i>bundle-name[.subinterface]</i> ■ <i>bundle-name</i> —Name of the bundle ■ <i>subinterface</i> —Number of the LAG subinterface in the range 1–2147483647	lag paris.2
loopback	Loopback interface	<i>integer</i> ■ <i>integer</i> —Integer in the range 1–4294967293	loopback 20
mlframe-relay	Multilink frame relay interface	<i>bundle-name[.subinterface]</i> ■ <i>bundle-name</i> —Name of the bundle ■ <i>subinterface</i> —Number of the MLFR subinterface in the range 1–4294967293	mlframe-relay boston.1
mlppp	Multilink PPP interface	<i>bundle-name</i> ■ <i>bundle-name</i> —Name of the bundle	mlppp chicago
mplsL2shim	MPLS shim interface	<i>slot/port[.subinterface]</i> ■ <i>slot</i> —Number of the chassis slot in the range 0–6 (ERX-7xx models), 0–13 (ERX-14xx models), and 0–2 (ERX-310 router) ■ <i>port</i> —Port number on the I/O module ■ <i>subinterface</i> —Number of the subinterface in the range 1–2147483647	mplsL2shim 3/2.1

Table 3: Interface Types and Specifiers for ERX-7xx Models, ERX-14xx Models, and ERX-310 Router (continued)

Interface Type	Description	Interface Specifier	Example
mplsMajor	MPLS major interface	<i>slot/port[.subinterface]</i> <ul style="list-style-type: none"> ■ <i>slot</i>—Number of the chassis slot in the range 0–6 (ERX-7xx models), 0–13 (ERX-14xx models), and 0–2 (ERX-310 router) ■ <i>port</i>—Port number on the I/O module ■ <i>subinterface</i>—Number of the subinterface in the range 1–2147483647 	mplsMajor 3/2.1
mplsMinor	MPLS minor interface	[<i>vr:</i>] <i>tunnel-name</i> <ul style="list-style-type: none"> ■ <i>vr</i>—Name of a virtual router ■ <i>tunnel-name</i>—Name of the tunnel 	mplsMinor lsp-02020202-1-4
null ^b	Null interface, which cannot forward or receive traffic	0	null 0
pos	Packet over SONET (POS) interface	<i>slot/port[.subinterface]</i> <ul style="list-style-type: none"> ■ <i>slot</i>—Number of the chassis slot in the range 0–6 (ERX-7xx models), 0–13 (ERX-14xx models), and 0–2 (ERX-310 router) ■ <i>port</i>—Port number on the I/O module ■ <i>subinterface</i>—Number of the subinterface in the range 1–2147483647^c 	pos 3/2
serial	CT3, E3 Frame, T3 Frame, or cOCx/STMx interface	Refer to the individual formats listed below.	
■ CT3		<i>slot/port:channel/subchannel[.subinterface]</i> <ul style="list-style-type: none"> ■ <i>slot</i>—Number of the chassis slot in the range 0–6 (ERX-7xx models) and 0–13 (ERX-14xx models) ■ <i>port</i>—Port number on the I/O module ■ <i>channel</i>—Number of a T1 channel on a CT3 module; in the range 1–28 ■ <i>subchannel</i>—Number of the channel group associated with a range of DS0 timeslots on a CT3 module; in the range 1–28 ■ <i>subinterface</i>—Number of the subinterface in the range 1–2147483647^c 	serial 3/2:20/15
■ E3/T3 Frame		<i>slot/port[.subinterface]</i> <ul style="list-style-type: none"> ■ <i>slot</i>—Number of the chassis slot in the range 0–6 (ERX-7xx models) and 0–13 (ERX-14xx models) ■ <i>port</i>—Port number on the I/O module ■ <i>subinterface</i>—Number of the subinterface in the range 1–2147483647^c 	serial 3/2

Table 3: Interface Types and Specifiers for ERX-7xx Models, ERX-14xx Models, and ERX-310 Router (continued)

Interface Type	Description	Interface Specifier	Example
■ cOCx/STMx: unframed E1		<i>slot/port:path-channel/path-payload/ tributary-group/tributary-number/ channelNumber[.subinterface]</i> <ul style="list-style-type: none"> ■ <i>slot</i>—Number of the chassis slot in the range 0–6 (ERX-7xx models), 0–13 (ERX-14xx models), and 0–2 (ERX-310 router) ■ <i>port</i>—Port number on the I/O module ■ <i>path-channel</i>—Number of the STS-1 or STM-0 line in the range 1–2147483648 ■ <i>path-payload</i>—Number of the payload within the path ■ <i>tributary-group</i>—Number of the tributary group within the path ■ <i>tributary-number</i>—Number of the tributary within the group ■ <i>channelNumber</i>—1 (the router assigns the number one to an unframed E1 channel) ■ <i>subinterface</i>—Number of the subinterface in the range 1–2147483647^c 	serial 3/0:10/1/2/2/1
■ cOCx/STMx: fractional E1/T1		<i>slot/port:path-channel/path-payload/ tributary-group/tributary-number/ channel-group[.subinterface]</i> <ul style="list-style-type: none"> ■ <i>slot</i>—Number of the chassis slot in the range 0–6 (ERX-7xx models), 0–13 (ERX-14xx models), and 0–2 (ERX-310 router) ■ <i>port</i>—Port number on the I/O module ■ <i>path-channel</i>—Number of the STS-1 or STM-0 line in the range 1–2147483648 ■ <i>path-payload</i>—Number of the payload within the path ■ <i>tributary-group</i>—Number of the tributary group within the path ■ <i>tributary-number</i>—Number of the tributary within the group ■ <i>channel-group</i>—Number of a fractional T1 or E1 line ■ <i>subinterface</i>—Number of the subinterface in the range 1–2147483647^c 	serial 3/0:10/1/2/2/1
■ cOCx/STMx: unchannelized DS3		<i>slot/port:path-channel/ds3-channel-number [.subinterface]</i> <ul style="list-style-type: none"> ■ <i>slot</i>—Number of the chassis slot in the range 0–6 (ERX-7xx models), 0–13 (ERX-14xx models), and 0–2 (ERX-310 router) ■ <i>port</i>—Port number on the I/O module ■ <i>path-channel</i>—Number of the STS-1 or STM-0 line in the range 1–2147483648 ■ <i>ds3-channel-number</i>—Number of a T3 channel ■ <i>subinterface</i>—Number of the subinterface in the range 1–2147483647^c 	serial 3/0:1/1

Table 3: Interface Types and Specifiers for ERX-7xx Models, ERX-14xx Models, and ERX-310 Router (continued)

Interface Type	Description	Interface Specifier	Example
■ cOCx/STMx: DS3 channelized to DS0		<i>slot/port:path-channel/ds3-channel-number/ ds1-channel-number/subchannel-number [.subinterface]</i> <ul style="list-style-type: none"> ■ <i>slot</i>—Number of the chassis slot in the range 0–6 (ERX-7xx models), 0–13 (ERX-14xx models), and 0–2 (ERX-310 router) ■ <i>port</i>—Port number on the I/O module ■ <i>path-channel</i>—Number of the STS-1 or STM-0 line in the range 1–2147483648 ■ <i>ds3-channel-number</i>—Number of a T3 channel ■ <i>ds1-channel-number</i>—Number of a T1 channel ■ <i>subchannel-number</i>—Number of a fractional T1 channel ■ <i>subinterface</i>—Number of the subinterface in the range 1–2147483647^c 	serial 3/0:1/1/10/15
sonet – line layer	Line layer of a SONET/SDH interface	<i>slot/port</i> <ul style="list-style-type: none"> ■ <i>slot</i>—Number of the chassis slot in the range 0–6 (ERX-7xx models), 0–13 (ERX-14xx models), and 0–2 (ERX-310 router) ■ <i>port</i>—Port number on the I/O module 	sonet 3/0
sonet – path layer	Path layer of a SONET/SDH interface	<i>slot/port:path-channel</i> <ul style="list-style-type: none"> ■ <i>slot</i>—Number of the chassis slot in the range 0–6 (ERX-7xx models), 0–13 (ERX-14xx models), and 0–2 (ERX-310 router) ■ <i>port</i>—Port number on the I/O module ■ <i>path-channel</i>—Number of the STS-1 or STM-0 line in the range 1–2147483648 	sonet 3/0:2
sonet – section layer	Section layer of a SONET/SDH interface	<i>slot/port</i> <ul style="list-style-type: none"> ■ <i>slot</i>—Number of the chassis slot in the range 0–6 (ERX-7xx models), 0–13 (ERX-14xx models), and 0–2 (ERX-310 router) ■ <i>port</i>—Port number on the I/O module 	sonet 3/0
tunnel	Tunnel interface	<i>tunnel-type:tunnel-name[.subinterface]</i> <ul style="list-style-type: none"> ■ <i>tunnel-type</i>—Type of the tunnel: dvmrp, gre, ipsec, l2tp, or mpls ■ <i>tunnel-name</i>—Name of the tunnel ■ <i>subinterface</i>—For GRE tunnels, number of the subinterface in the range 1–2147483647^c 	tunnel gre:boston

a. You can use the **atm slot/port/vpi/vci** interface specifier format as an alternative to the **atm slot/port.subinterface** format with the specific **show interface** and **show subinterface** commands to monitor all ATM 1483 subinterfaces (except NBMA interfaces) as well as the upper-layer interfaces configured over an ATM 1483 subinterface. You cannot, however, use the **atm slot/port/vpi/vci** format to create or modify an ATM 1483 subinterface.

b. You cannot configure values on the null interface. This interface acts as a data sink; it cannot forward or receive traffic.

Table 4: Interface Types and Specifiers for E120 Router and E320 Router

Interface Type	Description	Interface Specifier	Example
atm	ATM interface or ATM 1483 subinterface	Refer to the individual formats listed below.	
■ ATM interface or subinterface		<p>To configure an ATM interface or subinterface:</p> <p><i>slot/adapter/port[.subinterface]</i></p> <ul style="list-style-type: none"> ■ <i>slot</i>—Number of the chassis slot in the range 0–5 (E120 router) and 0–5 or 11–16 (E320 router) ■ <i>adapter</i>—Identifier for the IOA within the chassis slot, either 0 or 1, where: <ul style="list-style-type: none"> ■ 0 indicates that the IOA is installed in the right IOA bay (E120 router) or the upper IOA bay (E320 router). ■ 1 indicates that the IOA is installed in the left IOA bay (E120 router) or the lower IOA bay (E320 router). ■ <i>port</i>—Port number on the IOA ■ <i>subinterface</i>—Number of the subinterface in the range 1–2147483647 	atm 3/1/7.6
■ ATM 1483 subinterface ^a		<p>To display information about an ATM 1483 subinterface by using show commands:</p> <p><i>slot/adapter/port/vpi/vci</i></p> <ul style="list-style-type: none"> ■ <i>slot</i>—Number of the chassis slot in the range 0–5 (E120 router) and 0–5 or 11–16 (E320 router) ■ <i>adapter</i>—Identifier for the IOA within the chassis slot, either 0 or 1, where: <ul style="list-style-type: none"> ■ 0 indicates that the IOA is installed in the right IOA bay (E120 router) or the upper IOA bay (E320 router). ■ 1 indicates that the IOA is installed in the left IOA bay (E120 router) or the lower IOA bay (E320 router). ■ <i>port</i>—Port number on the IOA ■ <i>vpi</i>—Virtual path identifier of the PVC on this ATM 1483 subinterface; numeric range for the E120 and E320 routers is 0–255 ■ <i>vci</i>—Virtual circuit identifier of the PVC on this ATM 1483 subinterface; numeric range for the E120 and E320 routers is 1–65535 	atm 3/1/7/1/2

Table 4: Interface Types and Specifiers for E120 Router and E320 Router (continued)

Interface Type	Description	Interface Specifier	Example
fastEthernet (for Fast Ethernet management port on SRP IOA)	IEEE 802.3 Fast Ethernet (FE) interface	<i>slot/adaptor/port</i> ■ <i>slot</i> —Number of the chassis slot, either 6 or 7 ■ <i>adaptor</i> —Identifier for the SRP I/O adapter (IOA) within the chassis slot; always 0 ■ <i>port</i> —Port number on the SRP IOA; always 0	fastEthernet 6/0/0
gigabitEthernet	IEEE 802.3 Gigabit Ethernet (GE) interface	<i>slot/adaptor/port[.subinterface1[.subinterface2]]</i> ■ <i>slot</i> —Number of the chassis slot in the range 0–5 (E120 router) and 0–5 or 11–16 (E320 router) ■ <i>adaptor</i> —Identifier for the IOA within the chassis slot, either 0 or 1, where: ■ 0 indicates that the IOA is installed in the right IOA bay (E120 router) or the upper IOA bay (E320 router). ■ 1 indicates that the IOA is installed in the left IOA bay (E120 router) or the lower IOA bay (E320 router). ■ <i>port</i> —Port number on the IOA The meaning of the <i>subinterface</i> variables depends on the configuration context. You can configure Gigabit Ethernet interfaces with or without VLANs. ■ VLANs: ■ <i>subinterface1</i> —Number of the VLAN subinterface in the range 1–2147483647; no more than 4096 VLAN subinterfaces per Gigabit Ethernet physical port ■ <i>subinterface2</i> —When using PPPoE, the number of the PPPoE subinterface in the range 1–2147483647; no more than 4094 PPPoE subinterfaces per Gigabit Ethernet physical port ■ No VLANs: ■ <i>subinterface1</i> —When using PPPoE, the number of the PPPoE subinterface in the range 1–2147483647; no more than 4094 PPPoE subinterfaces per Gigabit Ethernet physical port ■ <i>subinterface2</i> —Not used	gigabitEthernet 4/0/1.20
lag	IEEE 802.3ad link aggregation group (LAG) interface	<i>bundle-name[.subinterface]</i> ■ <i>bundle-name</i> —Name of the bundle ■ <i>subinterface</i> —Number of the LAG subinterface in the range 1–2147483647	lag paris.2

Table 4: Interface Types and Specifiers for E120 Router and E320 Router (continued)

Interface Type	Description	Interface Specifier	Example
mplsL2shim	MPLS shim interface	<i>slot/adapter/port[.subinterface]</i> <ul style="list-style-type: none"> ■ <i>slot</i>—Number of the chassis slot in the range 0–5 (E120 router) and 0–5 or 11–16 (E320 router) ■ <i>adapter</i>—Identifier for the IOA within the chassis slot, either 0 or 1, where: <ul style="list-style-type: none"> ■ 0 indicates that the IOA is installed in the right IOA bay (E120 router) or the upper IOA bay (E320 router). ■ 1 indicates that the IOA is installed in the left IOA bay (E120 router) or the lower IOA bay (E320 router). ■ <i>port</i>—Port number on the IOA ■ <i>subinterface</i>—Number of the subinterface in the range 1–2147483647 	mplsL2shim 3/0/2.1
mplsMajor	MPLS major interface	<i>slot/adapter/port[.subinterface]</i> <ul style="list-style-type: none"> ■ <i>slot</i>—Number of the chassis slot in the range 0–5 (E120 router) and 0–5 or 11–16 (E320 router) ■ <i>adapter</i>—Identifier for the IOA within the chassis slot, either 0 or 1, where: <ul style="list-style-type: none"> ■ 0 indicates that the IOA is installed in the right IOA bay (E120 router) or the upper IOA bay (E320 router). ■ 1 indicates that the IOA is installed in the left IOA bay (E120 router) or the lower IOA bay (E320 router). ■ <i>port</i>—Port number on the IOA ■ <i>subinterface</i>—Number of the subinterface in the range 1–2147483647 	mplsMajor 3/0/2.1
mplsMinor	MPLS minor interface	[<i>vr:</i>] <i>tunnel-name</i> <ul style="list-style-type: none"> ■ <i>vr</i>—Name of a virtual router ■ <i>tunnel-name</i>—Name of the tunnel 	mplsMinor lsp-02020202-1-4
pos	Packet over SONET (POS) interface	<i>slot/adapter/port</i> <ul style="list-style-type: none"> ■ <i>slot</i>—Number of the chassis slot in the range 0–5 (E120 router) and 0–5 or 11–16 (E320 router) ■ <i>adapter</i>—Identifier for the IOA within the chassis slot, either 0 or 1, where: <ul style="list-style-type: none"> ■ 0 indicates that the IOA is installed in the right IOA bay (E120 router) or the upper IOA bay (E320 router). ■ 1 indicates that the IOA is installed in the left IOA bay (E120 router) or the lower IOA bay (E320 router). ■ <i>port</i>—Port number on the IOA 	pos 5/0/0

Table 4: Interface Types and Specifiers for E120 Router and E320 Router (continued)

Interface Type	Description	Interface Specifier	Example
sonet – line layer	Line layer of a SONET/SDH interface	<i>slot/adapter/port</i> <ul style="list-style-type: none"> ■ <i>slot</i>—Number of the chassis slot in the range 0–5 (E120 router) and 0–5 or 11–16 (E320 router) ■ <i>adapter</i>—Identifier for the IOA within the chassis slot, either 0 or 1, where: <ul style="list-style-type: none"> ■ 0 indicates that the IOA is installed in the right IOA bay (E120 router) or the upper IOA bay (E320 router). ■ 1 indicates that the IOA is installed in the left IOA bay (E120 router) or the lower IOA bay (E320 router). ■ <i>port</i>—Port number on the IOA 	sonet 3/0/0
sonet – path layer	Path layer of a SONET/SDH interface	<i>slot/adapter/port</i> <ul style="list-style-type: none"> ■ <i>slot</i>—Number of the chassis slot in the range 0–5 (E120 router) and 0–5 or 11–16 (E320 router) ■ <i>adapter</i>—Identifier for the IOA within the chassis slot, either 0 or 1, where: <ul style="list-style-type: none"> ■ 0 indicates that the IOA is installed in the right IOA bay (E120 router) or the upper IOA bay (E320 router). ■ 1 indicates that the IOA is installed in the left IOA bay (E120 router) or the lower IOA bay (E320 router). ■ <i>port</i>—Port number on the IOA 	sonet 3/0/0
sonet – section layer	Section layer of a SONET/SDH interface	<i>slot/adapter/port</i> <ul style="list-style-type: none"> ■ <i>slot</i>—Number of the chassis slot in the range 0–5 (E120 router) and 0–5 or 11–16 (E320 router) ■ <i>adapter</i>—Identifier for the IOA within the chassis slot, either 0 or 1, where: <ul style="list-style-type: none"> ■ 0 indicates that the IOA is installed in the right IOA bay (E120 router) or the upper IOA bay (E320 router). ■ 1 indicates that the IOA is installed in the left IOA bay (E120 router) or the lower IOA bay (E320 router). ■ <i>port</i>—Port number on the IOA 	sonet 3/0/0

Table 4: Interface Types and Specifiers for E120 Router and E320 Router (continued)

Interface Type	Description	Interface Specifier	Example
tenGigabitEthernet	IEEE 802.3ae 10-Gigabit Ethernet (GE) interface	<p><i>slot/adapter/port[.subinterface1[.subinterface2]]</i></p> <ul style="list-style-type: none"> ■ <i>slot</i>—Number of the chassis slot in the range 0–5 (E120 router) and 0–5 or 11–16 (E320 router) ■ <i>adapter</i>—Identifier for the IOA within the chassis slot. 0 indicates that this a full-height IOA. ■ <i>port</i>—Port number on the IOA <p>The meaning of the <i>subinterface</i> variables depends on the configuration context. You can configure 10-Gigabit Ethernet interfaces with or without VLANs.</p> <ul style="list-style-type: none"> ■ VLANs: <ul style="list-style-type: none"> ■ <i>subinterface1</i>—Number of the VLAN subinterface in the range 1–2147483647; no more than 4096 VLAN subinterfaces per 10-Gigabit Ethernet physical port ■ <i>subinterface2</i>—When using PPPoE, the number of the PPPoE subinterface in the range 1–2147483647; no more than 4094 PPPoE subinterfaces per 10-Gigabit Ethernet physical port ■ No VLANs: <ul style="list-style-type: none"> ■ <i>subinterface1</i>—When using PPPoE, the number of the PPPoE subinterface in the range 1–2147483647; no more than 4094 PPPoE subinterfaces per 10-Gigabit Ethernet physical port ■ <i>subinterface2</i>—Not used 	tenGigabitEthernet 4/0/1.20
tunnel	Tunnel interface	<p><i>tunnel-type:tunnel-name[.subinterface]</i></p> <ul style="list-style-type: none"> ■ <i>tunnel-type</i>—Type of the tunnel: dvmrp, gre, l2tp, or mpls ■ <i>tunnel-name</i>—Name of the tunnel ■ <i>subinterface</i>—For GRE tunnels, number of the subinterface in the range 1–2147483647^b 	tunnel gre:boston

a. You can use the **atm** *slot/adapter/port/vpi/vci* interface specifier format as an alternative to the **atm** *slot/adapter/port.subinterface* format with the specific **show interface** and **show subinterface** commands to monitor all ATM 1483 subinterfaces (except NBMA interfaces) as well as the upper-layer interfaces configured over an ATM 1483 subinterface. You cannot, however, use the **atm** *slot/adapter/port/vpi/vci* format to create or modify an ATM 1483 subinterface.

b. You cannot configure values on the null interface. This interface acts as a data sink; it cannot forward or receive traffic.

Related E-series and JUNOS Documentation

The E-series and JUNOS documentation set consists of several hardware and software guides, which are available in electronic and printed formats.

E-series and JUNOS Documents

Table 5 lists and describes the E-series and JUNOS document set. For a complete list of abbreviations used in this document set, along with their spelled-out terms, see *JUNOS System Basics Configuration Guide, Appendix A, Abbreviations and Acronyms*.

Table 5: Juniper Networks E-series and JUNOS Technical Publications

Document	Description
E-series Hardware Documentation	
<i>E120 and E320 Quick Start Guide</i>	Shipped in the box with all new E120 and E320 routers. Provides the basic procedures to help you get the routers up and running quickly.
<i>E120 and E320 Hardware Guide</i>	<p>Provides the necessary procedures for getting E120 routers and E320 routers operational, including information about:</p> <ul style="list-style-type: none"> ■ Installing the chassis and modules ■ Connecting cables ■ Powering up the routers ■ Configuring the routers for management access ■ Troubleshooting common issues <p>Describes switch route processor (SRP) modules, line modules, and I/O adapters (IOAs) available for E120 and E320 routers.</p>
<i>E120 and E320 Module Guide</i>	<p>Provides detailed specifications for line modules and IOAs in E120 and E320 routers, and information about the compatibility of these modules with JUNOS software releases.</p> <p>Lists the layer 2 protocols, layer 3 protocols, and applications that line modules and their corresponding IOAs support.</p> <p>Provides module LED information.</p>
<i>E-series Installation Quick Start poster or ERX Quick Start Guide</i>	Shipped in the box with all new ERX routers. Provides the basic procedures to help you get an ERX router up and running quickly.
<i>ERX Hardware Guide</i>	<p>Provides the necessary procedures for getting ERX-14xx models, ERX-7xx models, and ERX-310 routers operational, including information about:</p> <ul style="list-style-type: none"> ■ Installing the chassis and modules ■ Connecting cables ■ Powering up the routers ■ Configuring the routers for management access ■ Troubleshooting common issues <p>Describes switch route processor (SRP) modules, line modules, and I/O modules available for the ERX routers.</p>
<i>ERX Module Guide</i>	<p>Provides detailed specifications for line modules and I/O modules in ERX-14xx models, ERX-7xx models, and ERX-310 routers, and information about the compatibility of these modules with JUNOS software releases.</p> <p>Lists the layer 2 protocols, layer 3 protocols, and applications that line modules and their corresponding I/O modules support.</p> <p>Provides module LED information.</p>

Table 5: Juniper Networks E-series and JUNOSe Technical Publications (continued)

Document	Description
<i>ERX End-of-Life Module Guide</i>	Provides an overview and description of ERX modules that are end-of-life (EOL) and can no longer be ordered for the following routers: <ul style="list-style-type: none"> ■ ERX-7xx models ■ ERX-14xx models ■ ERX-310 router
JUNOSe Software Guides	
<i>JUNOSe System Basics Configuration Guide</i>	Provides information about: <ul style="list-style-type: none"> ■ Planning and configuring your network ■ Using the command-line interface (CLI) ■ Installing JUNOSe software ■ Configuring the Simple Network Management Protocol (SNMP) ■ Managing the router and its modules, including the use of high availability (HA) for SRP redundancy ■ Configuring and running a unified in-service software upgrade (ISSU) ■ Configuring passwords and security ■ Configuring the router clock ■ Configuring virtual routers
<i>JUNOSe Physical Layer Configuration Guide</i>	Explains how to configure, test, and monitor physical layer interfaces.
<i>JUNOSe Link Layer Configuration Guide</i>	Explains how to configure and monitor static and dynamic link layer interfaces.
<i>JUNOSe IP, IPv6, and IGP Configuration Guide</i>	Explains how to configure and monitor IP, IPv6 and Neighbor Discovery, and interior gateway protocols (RIP, OSPF, and IS-IS).
<i>JUNOSe IP Services Configuration Guide</i>	Explains how to configure and monitor IP routing services. Topics include: <ul style="list-style-type: none"> ■ Routing policies ■ Firewalls ■ Network Address Translation (NAT) ■ J-Flow statistics ■ Bidirectional forwarding detection (BFD) ■ Internet Protocol Security (IPSec) ■ Access Node Control Protocol (ANCP), also known as Layer 2 Control (L2C) ■ Digital certificates ■ IP tunnels ■ Virtual Router Redundancy Protocol (VRRP) ■ Mobile IP home agent
<i>JUNOSe Multicast Routing Configuration Guide</i>	Explains how to configure and monitor IP multicast routing and IPv6 multicast routing. Topics include: <ul style="list-style-type: none"> ■ Internet Group Management Protocol (IGMP) ■ Protocol Independent Multicast (PIM) ■ Distance Vector Multicast Routing Protocol (DVMRP) ■ Multicast Listener Discovery (MLD)

Table 5: Juniper Networks E-series and JUNOS Technical Publications (continued)

Document	Description
<i>JUNOS BGP and MPLS Configuration Guide</i>	Explains how to configure and monitor: <ul style="list-style-type: none"> ■ Border Gateway Protocol (BGP) routing ■ Multiprotocol Label Switching (MPLS) and related applications ■ Layer 2 services over MPLS ■ Virtual private LAN service (VPLS) ■ Layer 2 virtual private networks (L2VPNs)
<i>JUNOS Policy Management Configuration Guide</i>	Explains how to configure, manage, and monitor customized policy rules for packet classification, forwarding, filtering, and flow rates. Also describes the packet mirroring feature, which uses secure policies.
<i>JUNOS Quality of Service Configuration Guide</i>	Explains how to configure quality of service (QoS) features to queue, schedule, and monitor traffic flow. These features include: <ul style="list-style-type: none"> ■ Traffic classes and traffic-class groups ■ Drop, queue, QoS, and scheduler profiles ■ QoS parameters ■ Statistics
<i>JUNOS Broadband Access Configuration Guide</i>	Explains how to configure and monitor a remote access environment, which can include the following features: <ul style="list-style-type: none"> ■ Authentication, authorization, and accounting (AAA) ■ Dynamic Host Configuration Protocol (DHCP) ■ Remote Authentication Dial-In User Service (RADIUS) ■ Terminal Access Controller Access Control System (TACACS +) ■ Layer 2 Tunneling Protocol (L2TP) ■ Subscriber management
<i>JUNOS System Event Logging Reference Guide</i>	Describes the JUNOS system logging feature and describes how to use the CLI to monitor your system's log configuration and system events.
<i>JUNOS Command Reference Guide A to M;</i> <i>JUNOS Command Reference Guide N to Z</i>	Together constitute the <i>JUNOS Command Reference Guide</i> . Contain important information about commands implemented in the system software. Use to look up: <ul style="list-style-type: none"> ■ Descriptions of commands and command parameters ■ Command syntax ■ A command's related mode ■ Starting with JUNOS Release 7.1.0, a history of when a command, its keywords, and its variables were introduced or added Use with the JUNOS configuration guides.
<i>JUNOS Comprehensive Index</i>	Provides a complete index of the JUNOS software documentation set.
<i>JUNOS Glossary</i>	Provides definitions for terms used in JUNOS technical documentation.
Release Notes	
<i>JUNOS Release Notes</i>	Provide the latest information about features, changes, known problems, resolved problems, and system maximum values. If the information in the <i>Release Notes</i> differs from the information found in the documentation set, follow the <i>Release Notes</i> . Release notes are included on the corresponding software CD and are available on the Web.

JUNOS^e Configuration Guides

JUNOS^e software configuration guides use a bottom-up approach to describe the relationship of layers, protocols, and interfaces in the configuration process. For more information, see *Layered Approach* in *JUNOS^e System Basics Configuration Guide, Chapter 1, Planning Your Network*.

The chapters in JUNOS^e software configuration guides typically include the following topics:

- Conceptual and overview information
- Information you need to know or tasks you need to perform before you begin
- Platform-specific issues you need to take into consideration
- Applicable references, such as RFCs and IETF draft documents, about the protocols and features supported by the router
- Required and optional tasks, as step-by-step procedures
- Descriptions and examples of the commands you use
- Illustrations of network topologies
- Examples of command sequences for configuration, testing, and monitoring activities
- Sample displays that result when you issue the **show** command

Obtaining Documentation

To obtain the most current version of all Juniper Networks technical documentation, see the products documentation page on the Juniper Networks Web site at <http://www.juniper.net/>.

To order printed copies of this manual and other Juniper Networks technical documents or to order a documentation CD, which contains this manual, contact your sales representative.

Copies of the Management Information Bases (MIBs) available in a software release are included on the software CDs and at <http://www.juniper.net/>.

Documentation Feedback

We encourage you to provide feedback, comments, and suggestions so that we can improve the documentation to better meet your needs. Send your comments to techpubs-comments@juniper.net, or fill out the documentation feedback form at <http://www.juniper.net/techpubs/docbug/docbugreport.html>. If you are using e-mail, be sure to include the following information with your comments:

- Document name
- Document part number

- Page number
- Software release version

Requesting Technical Support

Technical product support is available through the Juniper Networks Technical Assistance Center (JTAC). If you are a customer with an active J-Care or JNASC support contract, or are covered under warranty, and need post-sales technical support, you can access our tools and resources online or open a case with JTAC.

- **JTAC Policies**—For a complete understanding of our JTAC procedures and policies, review the *JTAC User Guide* located at <http://www.juniper.net/customers/support/downloads/710059.pdf>
- **Product Warranties**—For product warranty information, visit <http://www.juniper.net/support/warranty/>
- **JTAC Hours of Operation**—The JTAC centers have resources available 24 hours a day, 7 days a week, 365 days a year.

Self-Help Online Tools and Resources

For quick and easy problem resolution, Juniper Networks has designed an online self-service portal called the Customer Support Center (CSC) that provides you with the following features:

- Find CSC offerings:
<http://www.juniper.net/customers/support/>
- Search for known bugs:
<http://www2.juniper.net/kb/>
- Find product documentation:
<http://www.juniper.net/techpubs/>
- Find solutions and answer questions using our Knowledge Base:
<http://kb.juniper.net/>
- Download the latest versions of software and review release notes:
<http://www.juniper.net/customers/csc/software/>
- Search technical bulletins for relevant hardware and software notifications:
<https://www.juniper.net/alerts/>
- Join and participate in the Juniper Networks Community Forum:
<http://www.juniper.net/company/communities/>
- Open a case online in the CSC Case Manager:
<http://www.juniper.net/cm/>

To verify service entitlement by product serial number, use our Serial Number Entitlement (SNE) Tool located at <https://tools.juniper.net/SerialNumberEntitlementSearch/>

Opening a Case with JTAC

You can open a case with JTAC on the Web or by telephone.

- Use the Case Manager tool in the CSC at <http://www.juniper.net/cm/>
- Call 1-888-314-JTAC (1-888-314-5822 – toll free in the USA, Canada, and Mexico)

For international or direct-dial options in countries without toll-free numbers, visit <http://www.juniper.net/support/requesting-support.html>

List of Commands, A to M

aaa accounting acct-stop on-aaa-failure

Description Configures AAA to send an Acct-Stop message if a user fails AAA, but RADIUS grants access. The **no** version returns the parameter to the default of enable.

Syntax aaa accounting acct-stop on-aaa-failure { enable | disable }
no aaa accounting acct-stop on-aaa-failure

- enable—Specifies the feature; this is the default setting
- disable—Disables the feature

Mode Global Configuration

Release Information Command introduced before JUNOS Release 7.1.0.

aaa accounting acct-stop on-access-deny

Description Issues an Acct-Stop message if RADIUS denies access. The **no** version returns the parameter to the default of disable.

Syntax aaa accounting acct-stop on-access-deny { enable | disable }
no aaa accounting acct-stop on-access-deny

- enable—Specifies the feature
- disable—Disables the feature; this is the default setting

Mode Global Configuration

Release Information Command introduced before JUNOS Release 7.1.0.

aaa accounting broadcast

Description Broadcasts accounting records for a virtual router to accounting servers of the virtual routers in the specified virtual router group. The **no** version disables the feature.

Syntax `aaa accounting broadcast vrGroupName`
`no aaa accounting broadcast`

- *vrGroupName*—Name of the virtual router group; a string of up to 32 characters

Mode Global Configuration

Release Information Command introduced before JUNOS Release 7.1.0.

aaa accounting commands

Description Enables AAA accounting for TACACS+ to be captured for a specific user privilege level and creates accounting method lists. The **no** version deletes the accounting method list.

Syntax `aaa accounting commands level { default | listName } stop-only tacacs+`
`no aaa accounting commands level listName`

- *level*—Privilege level of user commands for which accounting information is captured; in the range 0–15
- *default*—Specifies that the default method list is used to specify how accounting is performed
- *listName*—Named method list used to specify how accounting is performed
- *stop-only*—Sends a stop accounting notice at the end of a process

Mode Global Configuration

Release Information Command introduced before JUNOS Release 7.1.0.

aaa accounting default

Description	Specifies the accounting method used for a particular type of subscriber. The no version produces the same result as specifying the radius value.
Syntax	<pre>aaa accounting { <i>subscriberType</i> } default <i>accountor</i> [<i>accountor</i>]* no aaa accounting { <i>subscriberType</i> } default</pre> <ul style="list-style-type: none">■ <i>subscriberType</i>—Type of subscriber:<ul style="list-style-type: none">■ atm1483—Specifies ATM 1483 subscribers; not supported■ ip—Specifies IP subscriber management interfaces■ ipsec—Specifies IPSec subscribers■ ppp—Specifies PPP subscribers■ radius-relay—Specifies RADIUS relay server subscribers■ tunnel—Specifies tunnel subscribers■ <i>accountor</i>—Accounting method:<ul style="list-style-type: none">■ none—Disables accounting■ radius—Enables RADIUS accounting■ *—Indicates that one or more parameters can be repeated multiple times in a list in the command line
Mode	Global Configuration
Release Information	Command introduced before JUNOS Release 7.1.0.

aaa accounting duplication

Description	Sends duplicate accounting records to the accounting server of a different virtual router. The no version disables the feature.
Syntax	<pre>aaa accounting duplication <i>routerName</i> no aaa accounting duplication</pre> <ul style="list-style-type: none">■ <i>routerName</i>—Virtual router name
Mode	Global Configuration
Release Information	Command introduced before JUNOS Release 7.1.0.

aaa accounting exec

- Description** Enables AAA accounting for TACACS+ to be captured for User Exec terminal sessions, and creates accounting method lists. The **no** version deletes the accounting method list.
- Syntax** `aaa accounting exec { default | listName } start-stop tacacs+`
`no aaa accounting exec listName`
- *exec*—Specifies that accounting information is captured for User Exec terminal sessions
 - *default*—Specifies that the default method list is used to specify how accounting is performed
 - *listName*—Named method list used to specify how accounting is performed
 - *start-stop*—Sends a start accounting notice at the beginning of a process and a stop accounting notice at the end of a successful process
- Mode** Global Configuration
- Release Information** Command introduced before JUNOS Release 7.1.0.

aaa accounting immediate-update

- Description** Configures the router to send an Acct-Update message to the accounting server on receipt of a response (ACK or timeout) for the Acct-Start message. The **no** version restores the default condition, disabling immediate updates.
- Syntax** `aaa accounting immediate-update { enable | disable }`
`no aaa accounting immediate-update`
- *enable*—Specifies the feature
 - *disable*—Disables the feature; this is the default setting
- Mode** Global Configuration
- Release Information** Command introduced before JUNOS Release 7.1.0.

aaa accounting interval

Description Specifies the default accounting interval used for all users and services. The **no** version sets the value to 0, which turns off interim accounting.



NOTE: This command is deprecated and might be removed completely in a future release. Use the **aaa service accounting interval** and **aaa user accounting interval** commands to configure default accounting intervals for services and users.

Syntax `aaa accounting interval period`
`no aaa accounting interval`

- *period*—Accounting interval in minutes in the range 10–1440, which sets the time period between accounting updates

Mode Global Configuration

Release Information Command introduced before JUNOS Release 7.1.0.

aaa accounting statistics

Description Configures the router to collect either a full set of statistics or only uptime status for the sessions AAA is managing. Collecting only the uptime status is a more efficient use of system resources. The **no** version restores the default setting in which the router collects full statistics.

Syntax `aaa accounting statistics { volume-time | time }`
`no aaa accounting statistics`

- *volume-time*—Collects a full complement of statistics from each connection; the default setting
- *time*—Collects only uptime status for each connection

Mode Global Configuration

Release Information Command introduced in JUNOS Release 7.2.0.

aaa accounting suppress null-username

Description Specifies that accounting records are not generated for users whose username string is null; accounting records will be generated only for users with explicit usernames. The **no** version enables accounting records to be generated for all users, including those who do not have usernames.

Syntax `[no] aaa accounting suppress null-username`

Mode Global Configuration

Release Information Command introduced before JUNOS Release 7.1.0.

aaa accounting vr-group

Description Creates an accounting virtual router group and enters VR Group Configuration mode. A virtual router group can have up to four virtual routers, whose accounting servers can receive broadcast accounting records. A group must contain at least one virtual router. The **no** version deletes the accounting virtual router group.

Syntax [no] aaa accounting vr-group *vrGroupName*

- *vrGroupName*—Name of the virtual router group; a string of up to 32 characters

Mode Global Configuration

Release Information Command introduced before JUNOS Release 7.1.0.

aaa authentication default

Description Specifies the authentication method used for a particular type of subscriber. The **no** version produces the same result as specifying the **radius** value.

Syntax aaa authentication *subscriberType* default *authenticator* [*authenticator*]*

no aaa authentication *subscriberType* default

- *subscriberType*—Type of subscriber:
 - atm1483—Specifies ATM 1483 subscribers
 - ip—Specifies IP subscriber management interfaces
 - ipsec—Specifies IPSec subscribers
 - ppp—Specifies PPP subscribers
 - radius-relay—Specifies RADIUS relay server subscribers
 - tunnel—Specifies tunnel subscribers
- *authenticator*—Authentication method:
 - none—Disables authentication, allowing all users access
 - local—Enables local authentication; supported for PPP subscribers only
 - radius—Enables RADIUS for authentication
 - *—Indicates that one or more parameters can be repeated multiple times in a list in the command line

Mode Global Configuration

Release Information Command introduced before JUNOS Release 7.1.0.

aaa authentication enable default

Description Allows privilege determination to be authenticated through the authenticator(s) you specify. This authentication is applied to vty users. The **no** version removes the authentication settings.

Syntax `aaa authentication enable default authenticator [authenticator]*`
`no aaa authentication enable default`

- *authenticator*—Authentication method:
 - `enable`—Use the enable password
 - `line`—Use the line password
 - `none`—Use no authentication
 - `radius`—Use RADIUS authentication
 - `tacacs +` —Use TACACS + authentication
 - `*`—Indicates that one or more parameters can be repeated multiple times in a list in the command line

Mode Global Configuration

Release Information Command introduced before JUNOS Release 7.1.0.

aaa authentication login

Description Creates an authentication list and the criteria for login. This authentication is applied to vty users. The **no** version disables AAA authentication.

Syntax `aaa authentication login { default | authListName } authenticator [authenticator]*`
`no aaa authentication login authListName`

- `default`—Specifies the use of the default login for authentication
- *authListName*—Existing authentication list name (created using the **login authentication** command); a string of 1–32 characters
- *authenticator*—Authentication method:
 - `line`—Use the line password for authentication
 - `none`—Use no authentication
 - `radius`—Use RADIUS authentication
 - `tacacs +` —Use TACACS + authentication
- `*`—Indicates that one or more parameters can be repeated multiple times in a list in the command line


Mode Global Configuration

Release Information Command introduced before JUNOS Release 7.1.0.

aaa authorization

Description	Sets parameters that restrict a user's access to a network. The no version disables authorization for a function.
Syntax	<pre>aaa authorization { exec commands <i>level</i> } <i>authorListName</i> <i>authMethod</i> [<i>authMethod</i>]*</pre> <pre>no aaa authorization { exec commands <i>level</i> } <i>authorListName</i></pre> <ul style="list-style-type: none"> ■ <i>exec</i>—Runs authorization to determine if the user is allowed to run Exec mode commands ■ <i>level</i>—Privilege level of commands for which authorization is run; in the range 0–15 ■ <i>authorListName</i>—Name of the authorization methods list of up to 32 characters ■ <i>authMethod</i>—Authorization method: <ul style="list-style-type: none"> ■ <i>if-authenticated</i>—Allows the user to access the requested function if the user is authenticated ■ <i>none</i>—NAS does not request authorization information; authorization is not performed over this line ■ <i>tacacs +</i> —NAS exchanges authorization information with the TACACS + security daemon ■ *—Indicates that one or more parameters can be repeated multiple times in a list in the command line
Mode	Global Configuration
Release Information	Command introduced before JUNOS Release 7.1.0.

aaa authorization config-commands

Description	Reauthorizes the use of Global Configuration commands. This command is enabled by default when the aaa authorization commands command is executed. The no version disables AAA configuration command authorization.
	NOTE: Using the no version can potentially reduce the amount of administrative control on configuration commands.
Syntax	<pre>[no] aaa authorization config-commands</pre>
Mode	Global Configuration
Release Information	Command introduced before JUNOS Release 7.1.0.

aaa delimiter

Description	Specifies delimiters for the domain and realm names. You can specify up to eight delimiters each for domain and realm names. The no version restores the default value.
Syntax	<pre>aaa delimiter { domainName realmName } <i>delimiters</i> no aaa delimiter { domainName realmName }</pre> <ul style="list-style-type: none">■ <i>domainName</i>—Allows you to set delimiters for the domain name■ <i>realmName</i>—Allows you to set delimiters for the realm name■ <i>delimiters</i>—Either the domain or realm delimiter(s). You can specify up to eight characters.<ul style="list-style-type: none">■ The default domain name delimiter is @.■ The default realm name delimiter is NULL (no character). In this case, realm parsing is disabled (having no delimiter disables realm parsing).
Mode	Global Configuration
Release Information	Command introduced before JUNOS Release 7.1.0.

aaa dns

Description	Specifies the IP address of the primary DNS name server. The no version sets the corresponding address to 0.
Syntax	<pre>aaa dns { primary secondary } <i>ipAddress</i> no aaa dns { primary secondary }</pre> <ul style="list-style-type: none">■ <i>primary</i>—Specifies the primary DNS name server■ <i>secondary</i>—Specifies the secondary DNS name server■ <i>ipAddress</i>—IP address of the name server
Mode	Global Configuration
Release Information	Command introduced before JUNOS Release 7.1.0.

aaa domain-map

Description Maps a user domain name to a virtual router. When you specify only the domain name, the command sets the mode to Domain Map Configuration. The **no** version deletes the map entry.

Syntax `aaa domain-map domainName`
`[routerName [loopback interfaceNumber | ipAddress ipMask]]`
`no aaa domain-map domainName`

- *domainName*—User domain name; specify the domain name *none* to assign users without domains to a specific virtual router.
- *routerName*—Router name associated with the domain name
- *loopback*—Specifies the loopback interface
- *interfaceNumber*—Interface number in the range 0–32000
- *ipAddress*—IP address of the local interface
- *ipMask*—IPv4 address mask of the local interface

Mode Global Configuration

Release Information Command introduced before JUNOS Release 7.1.0.
ipAddress and *mask* variables added in JUNOS Release 9.0.0.

aaa duplicate-address-check

Description Allows you to enable or disable routing table address lookup or duplicate address check. There is no **no** version.



NOTE: To use this command, you must have a B-RAS license. Run the **license b-ras** command and enter your password.

Syntax `aaa duplicate-address-check { enable | disable }`

- *enable*—Specifies the feature
- *disable*—Disables the feature

Mode Global Configuration

Release Information Command introduced before JUNOS Release 7.1.0.

aaa intf-desc-format include

Description	Specifies whether the subinterface or adapter is included in or omitted from the interface description that the router passes to RADIUS for inclusion in the NAS-Port-Id attribute. Also affects the Interface field displayed by the show subscribers command. The no version restores the default, in which the subinterface and adapter are included.
Syntax	<pre>aaa intf-desc-format include { sub-intf adapter } { enable disable } no aaa intf-desc-format include { sub-intf adapter }</pre> <ul style="list-style-type: none">■ sub-intf—Specifies that the subinterface is included in or omitted from the interface description■ adapter—Specifies that the adapter is included in or omitted from the interface description■ enable—Includes the subinterface or adapter in the interface description; this is the default■ disable—Omits the subinterface or adapter from the interface description
Mode	Global Configuration
Release Information	Command introduced before JUNOS Release 7.1.0.

aaa ipv6-dns

Description	Specifies the IPv6 address of the primary DNS name server. The no version sets the corresponding address to 0 (or ::).
Syntax	<pre>aaa ipv6-dns { primary secondary } ipv6Address no aaa ipv6-dns { primary secondary }</pre> <ul style="list-style-type: none">■ primary—Specifies the primary DNS name server■ secondary—Specifies the secondary DNS name server■ ipv6Address—IPv6 address of the name server
Mode	Global Configuration
Release Information	Command introduced before JUNOS Release 7.1.0.

aaa local database

Description Creates a local user database for use by a local authentication server. The **no** version deletes the local user database and all entries in the database.

Syntax [no] aaa local database *databaseName*

- *databaseName*—Name of the user database; up to 32 characters; the name **default** is recognized as the default user database

Mode Global Configuration

Release Information Command introduced before JUNOS Release 7.1.0.

aaa local select database

Description Assigns the local user database that the virtual router uses for local authentication. The **no** version restores the default setting, which uses the default local user database for local authentication.

Syntax aaa local select database *databaseName*
no aaa local select

- *databaseName*—Name of the local user database

Mode Global Configuration

Release Information Command introduced before JUNOS Release 7.1.0.

aaa local username

Description Configures a user entry in the specified local user database and enters Local User Configuration mode. The **no** version deletes the user entry from the specified local user database.

Syntax [no] aaa local username *userName* database *databaseName*

- *userName*—User name of the subscriber
- *databaseName*—Name of the local user database; database name **default** configures the username in the default local user database

Mode Global Configuration

Release Information Command introduced before JUNOS Release 7.1.0.

aaa new-model

Description Specifies AAA authentication for Telnet sessions. The **no** version restores simple authentication (login and password).

Syntax [no] aaa new-model

Mode Global Configuration

Release Information Command introduced before JUNOS Release 7.1.0.

aaa parse-direction

Description Specifies the direction the router uses for domain and realm parsing. The router either searches from right-to-left, or from left-to-right. If searching for the realm, the router uses the realm delimiter valued in its search. If searching for the domain, it uses the domain delimiter values in its search. The **no** version returns the parse direction to the default setting.

Syntax aaa parse-direction { domainName | realmName } { left-to-right | right-to-left }
no aaa parse-direction { domainName | realmName }

- domainName—Specifies that the domain name is parsed. The router performs domain searches from right-to-left by default.
- realmName—Specifies that the realm name is parsed. The router performs realm searches from left-to-right by default.
- left-to-right—Causes the router to search from the left-most character. When the router reaches a realm delimiter, it uses anything to the left of the delimiter as the domain. When the router reaches a domain delimiter, it uses anything to the right of the delimiter as the domain.
- right-to-left—Causes the router to search from the right-most character. When the router reaches a realm delimiter, it uses anything to the left of the delimiter as the domain. When the router reaches a domain delimiter, it uses anything to the right of the delimiter as the domain.

Mode Global Configuration

Release Information Command introduced before JUNOS Release 7.1.0.

aaa parse-order

Description Specifies the order in which the router searches for a domain name. It either searches for realm and then domain, or it searches for domain and then realm. The **no** version returns the parse order to the default of searching for realm first.

Syntax `aaa parse-order { domain-first | realm-first }`
`no aaa parse-order`

- `domain-first`—Causes the router to search for a domain name first. When the router reaches a domain delimiter, it uses anything to the right of the delimiter as the domain name.
- `realm-first`—Causes the router to search for a realm name first. When the router reaches a realm delimiter, it uses anything to the left of the delimiter as the domain name.

Mode Global Configuration

Release Information Command introduced before JUNOS Release 7.1.0.

aaa profile

Description Creates a new AAA profile to allow mapping to AAA services. The **no** version removes the profile.

Syntax `[no] aaa profile profileName`

- `profileName`—Profile name of up to 32 characters

Mode AAA Profile Configuration

Release Information Command introduced before JUNOS Release 7.1.0.

aaa qos downstream-rate

Description Enables the QoS downstream rate application to shape VLANs or ATM VCs based on downstream rates obtained from the Actual-Data-Rate-Downstream [26-130] DSL Forum VSA. The **no** version returns the parameter to the default of disabled.

Syntax `[no] aaa qos downstream-rate`

Mode Global Configuration

Release Information Command introduced in JUNOS Release 8.1.0.

aaa route-download

Description	Enables the RADIUS route-download server and configures parameters for the server. The no version disables the route-download server.
Syntax	<pre>aaa route-download [downloadInterval] [retry-interval retryInterval] [cost cost] [tag tagValue] [base-user-name name] [password password] [synchronization time] no aaa route-download</pre> <ul style="list-style-type: none">■ <i>downloadInterval</i>—Interval between download operations, in the range 1–1440 minutes; default is 720 minutes■ <i>retryInterval</i>—Interval between retries after a failed download, in the range 1–60 minutes; default is 10 minutes■ <i>cost</i>—Default cost of a downloaded route, in the range 1–254; default is 2■ <i>tagValue</i>—Default tag of a downloaded route, in the range 1–4294967295; default is 0■ <i>name</i>—Name of router used for route-download requests; default is the router hostname■ <i>password</i>—Password used for route-download requests■ <i>time</i>—Time the download operation is restarted each day, in 24-hour format (hh:mm:ss)
Mode	Global Configuration
Release Information	Command introduced in JUNOS Release 8.1.0.

aaa route-download now

Description	Specifies that the RADIUS route-download server immediately perform the route download operation. If a download is currently in progress when you issue this command without the force keyword, the in-progress download continues until complete and no additional download is started. There is no no version.
Syntax	<pre>aaa route-download now [force] [adjust-scheduler]</pre> <ul style="list-style-type: none">■ <i>force</i>—Interrupts any in-progress route-download operation and immediately starts a new download.■ <i>adjust-scheduler</i>—Resets the download scheduler to use this download as the start time for synchronizing download counts
Mode	Privileged Exec
Release Information	Command introduced in JUNOS Release 8.1.0.

aaa route-download suspend

Description	Temporarily suspends the RADIUS route-download server operation. The no version stops the suspend specification and restores the route download operation.
Syntax	[no] aaa route-download suspend
Mode	Privileged Exec
Release Information	Command introduced in JUNOS Release 8.1.0.

aaa service accounting interval

Description	Specifies the default accounting interval used for services on the virtual router—the Service Manager application uses this setting for RADIUS-initiated services when no value is specified in the Service-Interim-Acct-Interval VSA (Juniper VSA 26-140). The no version restores the default setting of 0, which turns off interim accounting for services associated with users attached to this virtual router.
--------------------	---



NOTE: This command and the **aaa user accounting interval** command replace the deprecated **aaa accounting interval** command, which may be removed completely in a future release.

Syntax	aaa service accounting interval <i>period</i> no aaa service accounting interval
	<ul style="list-style-type: none"> ▪ <i>period</i>—Accounting interval in minutes in the range 10–1440, which sets the time period between accounting updates for services associated with users on this virtual router; 0 is the default
Mode	Global Configuration
Release Information	Command introduced in JUNOS Release 9.0.0.

aaa subscriber limit per-port

Description	Sets the maximum number of active subscribers permitted on the specified port. The no version returns the limit to the default, 0 (zero).
Syntax	aaa subscriber limit per-port <i>interfaceSpecifier</i> <i>limitValue</i> no aaa subscriber limit per-port <i>interfaceSpecifier</i>
	<ul style="list-style-type: none"> ▪ <i>interfaceSpecifier</i>—Particular interface; format varies according to interface type; see <i>Interface Types and Specifiers</i> in <i>About This Guide</i> ▪ <i>limitValue</i>—Maximum number of subscribers; default value is 0 (zero), which means there is no limit on the number of subscribers
Mode	Global Configuration
Release Information	Command introduced before JUNOS Release 7.1.0.

aaa subscriber limit per-vr

Description Sets the maximum number of active subscribers permitted on the virtual router. The **no** version returns the limit to the default, 0 (zero).

Syntax `aaa subscriber limit per-vr limitValue`
`no aaa subscriber limit per-vr`

- *limitValue*—Maximum number of subscribers; default value is 0 (zero), which means there is no limit on the number of subscribers

Mode Global Configuration

Release Information Command introduced before JUNOS Release 7.1.0.

aaa timeout

Description Sets the default idle or session timeout for B-RAS PPP users. The **no** version restores the idle or session timeout to its default value, 0 seconds.

Syntax `aaa timeout { idle idleTimeout | session sessionTimeout }`
`no aaa timeout { idle | session }`

- *idleTimeout*—In seconds, 300–7200
- *sessionTimeout*—Time in the range 60–31622400 seconds (that is, a minimum of 1 minute to a maximum of 366 days); the router terminates the user session once the maximum session timeout is reached, which means that the duration of a PPP or an L2TP user session cannot exceed 366 days

Mode Global Configuration

Release Information Command introduced before JUNOS Release 7.1.0.

aaa tunnel assignment-id-format

Description Sets the format for the tunnel assignment ID. The **no** version sets the tunnel assignment ID to the default, `assignmentID`.

Syntax `aaa tunnel assignment-id-format { assignmentId | client-server-id }`
`no aaa tunnel assignment-id-format`

- *assignmentId*—Configures the format to be `assignmentId` only
- *client-server-id*—Configures the format to be a combination of `clientAuthId` + `serverAuthId` + `assignmentId`

Mode Global Configuration

Release Information Command introduced before JUNOS Release 7.1.0.

aaa tunnel calling-number-format

Description Configures the format used by the E-series LAC to generate the L2TP Calling Number attribute value pair (AVP) 22 that it passes to the LNS. Available formats include a fixed format and several formats that include either or both of the agent-circuit-id (suboption 1) and agent-remote-id (suboption 2) suboptions of the PPPoE intermediate agent tags. The **no** version restores the default calling number format, descriptive.

Syntax `aaa tunnel calling-number-format`
`{ descriptive [include-agent-circuit-id] [include-agent-remote-id]`
`| fixed | include-agent-circuit-id [include-agent-remote-id] | include-agent-remote-id }`
`no aaa tunnel calling-number-format`

- `descriptive`—Formats calling number AVP in descriptive format that includes only interface information
- `descriptive include-agent-circuit-id`—Formats calling number AVP in descriptive format to include interface information and the agent-circuit-id suboption
- `descriptive include-agent-circuit-id include-agent-remote-id`—Formats calling number AVP in descriptive format to include interface information and both the agent-circuit-id and agent-remote-id suboptions
- `descriptive include-agent-remote-id`—Formats calling number AVP in descriptive format to include interface information and the agent-remote-id
- `fixed`—Formats calling number AVP to a fixed format similar to the fixed format of RADIUS attribute 31 (Calling-Station-Id)
- `include-agent-circuit-id`—Formats calling number AVP to include only the agent-circuit-id suboption
- `include-agent-circuit-id include-agent-remote-id`—Formats calling number AVP to include both the agent-circuit-id and agent-remote-id suboptions
- `include-agent-remote-id`—Formats calling number AVP to include only the agent-remote-id suboption

Mode Global Configuration

Release Information Command introduced before JUNOS Release 7.1.0.
include-agent-circuit-id and **include-agent-remote-id** keywords added in JUNOS Release 8.1.0.

aaa tunnel calling-number-format-fallback

Description Configures the fallback format for the tunnel calling number to be passed in the L2TP Calling Number attribute value pair (AVP) 22 when the PPPoE agent circuit ID is null or unavailable. The fallback format is used only when the configured calling number format includes either or both of the agent-circuit-id and agent-remote-id suboptions. The **no** version restores the default format value, descriptive.

Syntax aaa tunnel calling-number-format-fallback { descriptive | fixed }
no aaa tunnel calling-number-format-fallback

- descriptive—Specifies that the fallback format for the number is descriptive
- fixed—Specifies that the fallback format for the number is RADIUS style

Mode Global Configuration

Release Information Command introduced in JUNOS Release 8.1.0.

aaa tunnel client-name

Description Specifies the default tunnel client name. If the tunnel client name is not included in the tunnel attributes that are returned from the domain map or authentication server, the router uses the default name. The **no** version deletes the client name.

Syntax aaa tunnel client-name *name*
no aaa tunnel client-name

- *name*—Default tunnel client name; a string of up to 32 characters

Mode Global Configuration

Release Information Command introduced before JUNOS Release 7.1.0.

aaa tunnel-group

Description Specifies an AAA tunnel group and changes the mode to Tunnel Group Configuration mode. In Tunnel Group Configuration mode, you can add up to 31 tunnel definitions. The **no** version deletes the AAA group tunnel configuration from the router.

Syntax [no] aaa tunnel-group *groupName*

- *groupName*—String of up to 64 characters (no spaces)

Mode Global Configuration

Release Information Command introduced before JUNOS Release 7.1.0.

aaa tunnel ignore

Description Specifies whether to use the tunnel peer's NAS-Port [5] and NAS-Port-Type [61] attributes. The **no** version negates the command or restores the default of enable.

Syntax `aaa tunnel ignore { nas-port | nas-port-type } { enable | disable }`
`no aaa tunnel ignore { nas-port | nas-port-type }`

- `nas-port`—Configures the tunnel peer's supplied nas-port value
- `nas-port-type`—Configures the tunnel peer's supplied nas-port-type value
- `enable`—Implements the feature; this is the default setting
- `disable`—Disables the feature

Mode Global Configuration

Release Information Command introduced before JUNOS Release 7.1.0.

aaa tunnel nas-port-method

Description Configures the tunnel's default NAS port type to provide limited support for a Cisco proprietary vendor-specific method when configuring the LAC to LNS NAS port identification transfer mechanism. The **no** version disables the command.



NOTE: Use of this feature is not recommended and continued compatibility cannot be guaranteed.

Syntax `aaa tunnel nas-port-method cisco-avp`
`no aaa tunnel nas-port-method`

Mode Global Configuration

Release Information Command introduced before JUNOS Release 7.1.0.

aaa tunnel password

Description Specifies the default tunnel password. If the tunnel password is not included in the tunnel attributes that are returned from the domain map or authentication server, the router uses the default password. The **no** version deletes the password.

Syntax `aaa tunnel password name`
`no aaa tunnel password`

- `name`—Default tunnel password; a string of up to 32 characters

Mode Global Configuration

Release Information Command introduced before JUNOS Release 7.1.0.

aaa tunnel switch-profile

Description Applies a default L2TP tunnel switch profile to a virtual router. The default tunnel switch profile defines the L2TP tunnel switching behavior for the interfaces to which this profile is assigned. The router uses the default tunnel switch profile if the tunnel attributes returned from an AAA domain map or tunnel group or from a RADIUS authentication server do not include a named tunnel switch profile. The **no** version removes the default tunnel switch profile assignment from the virtual router.

Syntax `aaa tunnel switch-profile profileName`

`no aaa tunnel switch-profile`

- *profileName*—Name of the default tunnel switch profile; a string of up to 64 alphanumeric characters

Mode Global Configuration

Release Information Command introduced in JUNOS Release 7.2.0.

aaa tunnel tx-connect-speed-method

Description Configures the method used to calculate the transmit connect speed of the subscriber's access interface for establishing a tunneled L2TP session associated with a virtual router. This speed is reported in L2TP Transmit (TX) Speed AVP 24. The router uses the calculation method specified with the **aaa tunnel tx-connect-speed-method** command if the tunnel attributes returned from an AAA domain map, an AAA tunnel group, or a RADIUS authentication server do not include the transmit connect speed calculation method. The **no** version removes configuration of the transmit connect speed calculation method from the tunneled L2TP sessions associated with the virtual router.

Syntax `aaa tunnel tx-connect-speed-method { static-layer2 | dynamic-layer2 | qos | actual }`

`no aaa tunnel tx-connect-speed-method`

- *static-layer2*—Calculates the transmit connect speed of the subscriber's access interface based on statically configured settings for the underlying layer 2 interface
- *dynamic-layer2*—Calculates the transmit connect speed of the subscriber's access interface based on dynamically configured settings for the underlying layer 2 interface
- *qos*—Calculates the transmit connect speed of the subscriber's access interface based on settings determined by QoS
- *actual*—Calculates the transmit connect speed of the subscriber's access interface as the lesser of the **dynamic-layer2** value or the **qos** value

Mode Global Configuration

Release Information Command introduced in JUNOS Release 8.0.0.

aaa user accounting interval

Description Specifies the default user accounting interval used on the virtual router. This router uses this value for users when no value is specified in the RADIUS Acct-Interim-Interval attribute (RADIUS attribute 85). The **no** version restores the default setting of 0, which turns off interim accounting for users attached to this virtual router.



NOTE: This command and the **aaa service accounting interval** command replace the deprecated **aaa accounting interval** command, which may be removed completely in a future release.

Syntax `aaa user accounting interval period`
`no aaa user accounting interval`

- *period*—Accounting interval in minutes in the range 10–1440, which sets the time period between accounting updates for users on this virtual router; 0 is the default

Mode Global Configuration

Release Information Command introduced in JUNOS Release 9.0.0.

aaa virtual-router

Description For AAA broadcast accounting, adds a virtual router to a virtual router group. The **no** version with the *indexInteger* parameter removes a specific virtual router from the virtual router group.

Syntax `aaa virtual-router indexInteger vrName`
`no aaa virtual-router indexInteger`

- *indexInteger*—Number in the range 1–4 that indicates the virtual router's listing in the virtual router group; the *indexInteger* is used in the **no** version of the command to delete a particular virtual router from the group
- *vrName*—Name of virtual router that can receive AAA broadcast accounting packets.

Mode VR Group Configuration

Release Information Command introduced before JUNOS Release 7.1.0.

aaa wins

Description Specifies the IP address of the WINS name server. The **no** version sets the corresponding address to 0.

Syntax `aaa wins { primary | secondary } ipAddress`
`no aaa wins { primary | secondary }`

- `primary`—Specifies the primary WINS name server
- `secondary`—Specifies the secondary WINS name server
- `ipAddress`—IP address of the name server

Mode Global Configuration

Release Information Command introduced before JUNOS Release 7.1.0.

access-class in

Description Restricts incoming connections between a particular virtual terminal line and the addresses in an access list. The **no** version removes access restrictions.

Syntax `access-class listName in`
`no access-class [listName] in`

- `listName`—Name of the access list

Mode Line Configuration

Release Information Command introduced before JUNOS Release 7.1.0.

access-list

Description Defines a standard or extended IP access list. The extended access list enables you to specify a destination address or host, precedence, and type of service. This command imposes an implicit last rule of “deny ip any any” to deny all routes that do not match previous rules in the access list. The **no** version removes the IP access list, the specified entry in an access list, or the log for a specified entry.

Syntax Standard IP access list:

```
access-list accessListName { permit | deny }
{ srcIP srcWildIp | [ host ] srcIPHost | any } [ log ]
```

```
no access-list accessListName [ { permit | deny }
{ srcIP srcWildIp | [ host ] srcIPHost | any } [ log ] ]
```

Extended IP access list:

```
access-list accessListName { permit | deny } ip { srcIP srcWildIp |
host srcIPHost | any } { dstIP dstWildIp | host dstIPHost | any } [ log ]
```

```
no access-list accessListName [ { permit | deny } ip { srcIP srcWildIp |
host srcIPHost | any } { dstIP dstWildIp | host dstIPHost | any } [ log ] ]
```

- *accessListName*—String of up to 32 alphanumeric characters
- permit—Permits access if the conditions are matched
- deny—Denies access if the conditions are matched
- *srcIP*—Source IP address from which the packet is being sent
- *srcWildIp*—Wildcard mask IP address
- host—Identifies the address as a host
- *srcIPHost*—Source host IP address; assumes a wildcard mask of 0
- any—Creates an address of 0.0.0.0 with a wildcard mask of 255.255.255.255
- *dstIP*—Destination IP address
- *dstWildIp*—Wildcard mask IP address for destination
- *dstIPHost*—Destination host IP address to which the packet is being sent
- log—Logs an Info event into the ipAccessList log whenever the access-list rule is matched

Mode Global Configuration

Release Information Command introduced before JUNOS Release 7.1.0.

accounting

Description Enables AAA accounting services on a console line, a virtual terminal line, or a group of lines and applies the specified accounting method list. The **no** version restores the default method list.



NOTE: To disable accounting for a console line or virtual terminal line, specify a nonexistent accounting method list name (for example, noAccounting).

Syntax `accounting { exec | commands level } listName`
`no accounting { exec | commands level }`

- *exec*—Specifies that accounting information is captured for User Exec terminal sessions on the line
- *level*—Privilege level of User Exec mode commands for which accounting information is captured; in the range 0–15
- *listName*—Named method list used to specify how accounting is performed

Mode Line Configuration

Release Information Command introduced before JUNOS Release 7.1.0.

adapter accept

Description Erases from NVS the type and configuration of the previous I/O adapter (IOA) in the specified IOA bay, and allows you to configure a new IOA. Issue this command after you have installed a different type of IOA in an IOA bay. You can use this command only when the state of the IOA is not present or disabled (mismatch). There is no **no** version.



NOTE: Issuing this command reboots the line module associated with the IOA, but it does not accept its configuration.

To accept the configuration of the line module and its associated IOAs, issue the **slot accept** command.

Syntax `adapter accept adapterSpecifier`

- *adapterSpecifier*—Particular IOA in the format *slot/adapter*:
 - *slot*—Number of the chassis slot in the range 0–5 or 11–16
 - *adapter*—Identifier for the IOA within the chassis slot, either 0 or 1, where:
 - 0 indicates that the IOA is installed in the right IOA bay (E120 router) or the upper IOA bay (E320 router).
 - 1 indicates that the IOA is installed in the left IOA bay (E120 router) or the lower IOA bay (E320 router).

Mode Global Configuration

Release Information Command introduced in JUNOS Release 7.1.0.

adapter disable

Description Disables the IOA installed in the specified IOA bay. There is no **no** version.



NOTE: For IOAs that support hot-swapping, issuing this command does not reboot the line module. For IOAs that do not support hot-swapping, issuing this command reboots the line module associated with the IOA, but it does not disable it.

To disable the line module and its associated IOAs, issue the **slot disable** command.

Syntax `adapter disable adapterSpecifier`

- *adapterSpecifier*—Particular IOA in the format *slot/adapter*:
 - *slot*—Number of the chassis slot in the range 0–5 or 11–16
 - *adapter*—Identifier for the IOA within the chassis slot, either 0 or 1, where:
 - 0 indicates that the IOA is installed in the right IOA bay (E120 router) or the upper IOA bay (E320 router).
 - 1 indicates that the IOA is installed in the left IOA bay (E120 router) or the lower IOA bay (E320 router).

Mode Global Configuration

Release Information Command introduced in JUNOS Release 7.1.0.

adapter enable

Description Enables the IOA installed in the specified IOA bay. There is no **no** version.



NOTE: For IOAs that support hot-swapping, issuing this command does not reboot the line module. For IOAs that do not support hot-swapping, issuing this command reboots the line module associated with the IOA, but it does not enable it.

To enable the line module and its associated IOAs, issue the **slot enable** command.

Syntax `adapter enable adapterSpecifier`

- *adapterSpecifier*—Particular IOA in the format *slot/adapter*:
 - *slot*—Number of the chassis slot in the range 0–5 or 11–16
 - *adapter*—Identifier for the IOA within the chassis slot, either 0 or 1, where:
 - 0 indicates that the IOA is installed in the right IOA bay (E120 router) or the upper IOA bay (E320 router).
 - 1 indicates that the IOA is installed in the left IOA bay (E120 router) or the lower IOA bay (E320 router).

Mode Global Configuration

Release Information Command introduced in JUNOS Release 7.1.0.

adapter erase

Description Erases from NVS the type and configuration of the previous IOA in the specified IOA bay, and allows you to configure a new IOA. Issue this command before you install a different type of IOA in an IOA bay. There is no **no** version.



NOTE: Issuing this command reboots the line module associated with the IOA, but it does not erase its configuration.

To erase the configuration of the line module and its associated IOAs, issue the **slot erase** command.

Syntax `adapter erase adapterSpecifier`

- *adapterSpecifier*—Particular IOA in the format *slot/adapter*:
 - *slot*—Number of the chassis slot in the range 0–5 or 11–16
 - *adapter*—Identifier for the IOA within the chassis slot, either 0 or 1, where:
 - 0 indicates that the IOA is installed in the right IOA bay (E120 router) or the upper IOA bay (E320 router).
 - 1 indicates that the IOA is installed in the left IOA bay (E120 router) or the lower IOA bay (E320 router).

Mode Global Configuration

Release Information Command introduced in JUNOS Release 7.1.0.

address

Description From Domain Map Tunnel Configuration mode, sets the tunnel endpoint address of an L2TP tunnel. The **no** version removes the address of the tunnel.

From Tunnel Group Tunnel Configuration mode, sets the tunnel endpoint address of an L2TP tunnel. The **no** version removes the address of the tunnel.

From Interface Configuration or Subinterface Configuration mode, configures RIP to run on the interface specified by the IP address or on an unnumbered interface. Uses the default values: send version is RIP version 1, receive version is RIP version 1 and version 2, authentication is not enabled. The **no** version deletes the RIP interface. Use the **address** commands to configure RIP attributes on the network.

From IP NAT Pool Configuration mode, configures NAT IP address pool ranges. The **no** version removes the range from the current NAT address pool.

Syntax To set the tunnel endpoint address:

address *serverAddress*

no address

To configure RIP:

[**no**] **address** { *ipAddress* | unnumbered *interfaceType* *interfaceSpecifier* }

- *serverAddress*—IP address of the LNS endpoint
- *ipAddress*—Address of IP interface where RIP will be run
- unnumbered—Specifies that RIP will be run on an unnumbered interface
 - *interfaceType*—Interface type; see *Interface Types and Specifiers* in *About This Guide*
 - *interfaceSpecifier*—Particular interface; format varies according to interface type; see *Interface Types and Specifiers* in *About This Guide*

To configure NAT address pool ranges:

[**no**] **address** *startIpAddress* *endIpAddress*

- *startIpAddress*—Starting IP address (inclusive) of the NAT pool range you are creating
- *endIpAddress*—Ending IP address (inclusive) of the NAT pool range you are creating

Mode Address Family Configuration (RIP), Domain Map Tunnel Configuration, IP NAT Pool Configuration, Router Configuration (RIP), Tunnel Group Tunnel Configuration

Release Information Command introduced before JUNOS Release 7.1.0.

address area

Description Creates an interface on which OSPF runs in the specified area, on top of the IP interface at the specified IP address. Uses the default values. The **no** version deletes OSPF interfaces. If the OSPF network was previously specified with the **network area** command, the OSPF interface already exists, and you do not need to use this command, unless you want to change the area of the OSPF interface to an area different from the one specified by the **network area** command.



NOTE: Before you issue this command, you must first configure an interface with the IP address specified by `ipAddress` or an interface configured as unnumbered.

NOTE: You must issue this command before issuing any other OSPF **address** command.

Syntax [no] address { *ipAddress* | unnumbered *interfaceType interfaceSpecifier* }
 area { *areaId* | *areaIdInt* }

- *ipAddress*—IP address of the interface on which OSPF will be run
- unnumbered—Configures OSPF on an unnumbered interface
 - *interfaceType*—Interface type; see *Interface Types and Specifiers* in *About This Guide*
 - *interfaceSpecifier*—Particular interface; format varies according to interface type; see *Interface Types and Specifiers* in *About This Guide*
- *areaId*—OSPF area ID in IP address format
- *areaIdInt*—OSPF area ID as a decimal value in the range 1–4294967295

Mode Router Configuration

Release Information Command introduced before JUNOS Release 7.1.0.

address authentication key

Description Specifies the password for text authentication and the key for MD5 authentication. The **no** version clears the key for the interface. Supported only in RIP version 2. Authentication is disabled by default.

Syntax address { *ipAddress* | unnumbered *interfaceType interfaceSpecifier* }
authentication key [0 | 8] *authkey*

no address [*ipAddress* | unnumbered *interfaceType interfaceSpecifier*]
authentication key

- *ipAddress*—Address of IP interface where RIP will be run
- unnumbered—Specifies that RIP will be run on an unnumbered interface
 - *interfaceType*—Interface type; see *Interface Types and Specifiers* in *About This Guide*
 - *interfaceSpecifier*—Particular interface; format varies according to interface type; see *Interface Types and Specifiers* in *About This Guide*
- 0—Indicates the *authKey* is entered in unencrypted form (plaintext); this is the default option
- 8—Indicates the *authKey* is entered in encrypted form (ciphertext)
- *authkey*—Password sent with RIP messages or the key used to encrypt/decrypt RIP messages, depending on the authentication mode set for this interface

Mode Address Family Configuration, Router Configuration

Release Information Command introduced before JUNOS Release 7.1.0.

address authentication-key

Description Assigns a password used by neighboring routers that are using OSPF simple password authentication. The **no** version deletes the password.



NOTE: You must issue the **address area** command before issuing this command.

Syntax [no] address { *ipAddress* | unnumbered *interfaceType* *interfaceSpecifier* } authentication-key [0 | 8] *authKey*

- *ipAddress*—OSPF interface address previously specified with the **address** command
- unnumbered—Indicates that OSPF is running on an unnumbered interface previously specified with the **address** command
 - *interfaceType*—Interface type; see *Interface Types and Specifiers* in *About This Guide*
 - *interfaceSpecifier*—Particular interface; format varies according to interface type; see *Interface Types and Specifiers* in *About This Guide*
- 0—Indicates the *authKey* is entered in unencrypted form (plaintext); this is the default option
- 8—Indicates the *authKey* is entered in encrypted form (ciphertext)
- *authKey*—Password, string of up to 8 characters

Mode Router Configuration

Release Information Command introduced before JUNOS Release 7.1.0.

address authentication message-digest

Description Specifies that MD5 authentication is used for the OSPF interface. The **no** version sets authentication for the interface to none, but leaves any configured MD5 key intact.



NOTE: You must issue the **address area** command before issuing this command.

Syntax [no] address { *ipAddress* | unnumbered *interfaceType* *interfaceSpecifier* }
authentication message-digest

- *ipAddress*—OSPF interface address previously specified with the **address** command
- unnumbered—Indicates that OSPF is running on an unnumbered interface previously specified with the **address** command
 - *interfaceType*—Interface type; see *Interface Types and Specifiers* in *About This Guide*
 - *interfaceSpecifier*—Particular interface; format varies according to interface type; see *Interface Types and Specifiers* in *About This Guide*

Mode Router Configuration

Release Information Command introduced before JUNOS Release 7.1.0.

address authentication mode

Description Specifies the type of authentication used on this interface. The **no** version removes authentication from the interface. Supported only in RIP version 2. Authentication is disabled by default.

Syntax address { *ipAddress* | unnumbered *interfaceType* *interfaceSpecifier* }
 authentication mode { text | md5 *keyID* }
 no address [*ipAddress* | unnumbered *interfaceType* *interfaceSpecifier*]
 authentication mode

- *ipAddress*—Address of IP interface where RIP will be run
- unnumbered—Specifies RIP will be run on an unnumbered interface
 - *interfaceType*—Interface type; see *Interface Types and Specifiers* in *About This Guide*
 - *interfaceSpecifier*—Particular interface; format varies according to interface type; see *Interface Types and Specifiers* in *About This Guide*
- text—Simple text password is sent with each RIP message. If the password is not possessed by neighbors, the message is rejected.
- md5—MD5 message-digest algorithms are used to encrypt and compress the RIP message.
- *keyID*—Number identifying the MD5 key. Neighbors must share the MD5 key to decrypt the message and encrypt the response.

Mode Address Family Configuration, Router Configuration

Release Information Command introduced before JUNOS Release 7.1.0.

address authentication-none

Description Specifies that no authentication is to be used for the OSPF interface. The **no** version has no effect.



NOTE: You must issue the **address area** command before issuing this command.

Syntax [no] address { *ipAddress* | unnumbered *interfaceType* *interfaceSpecifier* }
authentication-none

- *ipAddress*—OSPF interface address previously specified with the **address** command
- unnumbered—Indicates that OSPF is running on an unnumbered interface previously specified with the **address** command
 - *interfaceType*—Interface type; see *Interface Types and Specifiers* in *About This Guide*
 - *interfaceSpecifier*—Particular interface; format varies according to interface type; see *Interface Types and Specifiers* in *About This Guide*

Mode Router Configuration

Release Information Command introduced before JUNOS Release 7.1.0.

address bfd-liveness-detection

Description Enables BFD (bidirectional forwarding detection) on an interface running RIP and defines BFD values to be negotiated between peers for detection of IP data path failures. The **no** version disables BFD on the RIP interface.

Syntax address { *ipAddress* | unnumbered *interfaceType* *interfaceSpecifier* }
 bfd-liveness-detection [minimum-interval *minInterval* |
 [minimum-receive-interval *minRecInterval*]
 [minimum-transmit-interval *minTransInterval*]] [multiplier *multValue*]
 no address { *ipAddress* | unnumbered *interfaceType* *interfaceSpecifier* }
 bfd-liveness-detection

- *ipAddress*—Address of IP interface where RIP will be run
- unnumbered—Specifies that RIP will be run on an unnumbered interface
 - *interfaceType*—Interface type; see *Interface Types and Specifiers* in *About This Guide*
 - *interfaceSpecifier*—Particular interface; format varies according to interface type; see *Interface Types and Specifiers* in *About This Guide*
- *minInterval*—Minimum proposed transmit interval and required receive interval for BFD control packets; number in the range 100–65535 milliseconds; default value is 300 milliseconds
- *minRecInterval*—Minimum interval at which the local peer must receive BFD control packets sent by the remote peer; number in the range 100–65535 milliseconds; default value is 300 milliseconds
- *minTransInterval*—Minimum proposed interval between BFD control packets sent by the local peer; number in the range 100–65535 milliseconds; default value is 300 milliseconds
- *multValue*—Detection multiplier value that the remote peer router multiplies by the local peer's negotiated transmit interval to determine the remote peer's BFD liveness detection interval; equal to the number of BFD packets that can be missed before the BFD session is declared down; number in the range 1–255; default value is 3

Mode Address Family Configuration, Router Configuration

Release Information Command introduced in JUNOS Release 8.0.0.

address cost

Description Specifies a cost metric for an OSPF interface. Used in the calculation of the SPF routing table. The **no** version resets the path cost to the default.



NOTE: You must issue the **address area** command before issuing this command.

Syntax [no] address { *ipAddress* | unnumbered *interfaceType* *interfaceSpecifier* } cost *intfCost*

- *ipAddress*—OSPF interface address previously specified with the **address** command
- unnumbered—Indicates that OSPF is running on an unnumbered interface previously specified with the **address** command
 - *interfaceType*—Interface type; see *Interface Types and Specifiers* in *About This Guide*
 - *interfaceSpecifier*—Particular interface; format varies according to interface type; see *Interface Types and Specifiers* in *About This Guide*
- *intfCost*—Link-state metric cost; a number in the range 0–65535; default value is 10

Mode Router Configuration

Release Information Command introduced before JUNOS Release 7.1.0.

address dead-interval

Description Sets the time period that the router's neighbors should wait without seeing hello packets from the router before they declare the router to be down. The **no** version resets the dead interval to its default.



NOTE: You must issue the **address area** command before issuing this command.

Syntax [no] address { *ipAddress* | unnumbered *interfaceType* *interfaceSpecifier* }
dead-interval *deadInterval*

- *ipAddress*—OSPF interface address previously specified with the **address** command
- unnumbered—Indicates that OSPF is running on an unnumbered interface previously specified with the **address** command
 - *interfaceType*—Interface type; see *Interface Types and Specifiers* in *About This Guide*
 - *interfaceSpecifier*—Particular interface; format varies according to interface type; see *Interface Types and Specifiers* in *About This Guide*
- *deadInterval*—Number in the range 0–2147483647 seconds; default value is 40 seconds

Mode Router Configuration

Release Information Command introduced before JUNOS Release 7.1.0.

address-family

- Description** For BGP, configures the router to exchange addresses for the specified address family. This command takes effect immediately.
- For the IPv4 address family, configures the router or a specific VRF to exchange IPv4 addresses in unicast, multicast, or VPN mode.
 - For the IPv6 address family, configures the router or a specific VRF to exchange IPv6 addresses in unicast, multicast, or VPN mode.
 - For the L2VPN address family, configures a router to exchange layer 2 NLRI for all VPLS instances and all L2VPN (VPWS) instances.
 - For the VPLS address family, configures the router to exchange layer 2 NLRI for the VPLS address family for a specified VPLS instance.
 - For the VPWS address family, configures the router to exchange layer 2 NLRI for the VPWS address family for a specified L2VPN (VPWS) instance.
 - For the route-target address family, configures the router to exchange route-target membership NLRI (RT-MEM-NLRI) that includes information about membership in VPN route-target extended communities.

For IS-IS, configures IS-IS to exchange IPv6 addresses.

For RIP, configures RIP in a specific VRF to exchange IPv4 addresses.

For all routing protocols, the **no** version removes the address family.

- Syntax** For BGP:
- ```
[no] address-family { { ipv4 | ipv6 } [unicast | multicast | [unicast] vrf vrfName] |
{ vpnv4 | vpnv6 } [unicast] | l2vpn [signaling] | route-target [signaling] |
vpls vplsName | vpws vpwsName }
```
- For IS-IS:
- ```
[ no ] address-family ipv6 [ unicast | multicast | unicast multicast ]
```
- For RIP:
- ```
[no] address-family ipv4 [unicast] vrf vrfName
```
- *ipv4*—Specifies sessions that carry standard IPv4 address prefixes (default)
  - *ipv6*—Specifies sessions that carry IPv6 address prefixes
  - *multicast*—Specifies multicast prefixes
  - *unicast*—Specifies unicast prefixes (default)
  - *vrfName*—Name of the VRF; string of 1–32 alphanumeric characters
  - *vpnv4*—Specifies sessions that carry customer VPN-IPv4 prefixes, each of which has been made globally unique by adding an 8-byte route distinguisher

- **vpn6**—Specifies sessions that carry customer VPN-IPv6 prefixes, each of which has been made globally unique by adding an 8-byte route distinguisher
- **l2vpn**—Specifies sessions that carry L2VPN reachability information
- **l2vpn signaling**—Specifies BGP signaling of L2VPN reachability information; currently, this can be omitted with no adverse effects
- **route-target**—Specifies sessions that carry route-target membership information
- **route-target signaling**—Specifies BGP signaling of route-target membership information; currently, this can be omitted with no adverse effects
- **vpplsName**—Name of a VPLS instance for which you are specifying the L2VPN address family; must be issued for each separate VPLS instance
- **vpwsName**—Name of a layer 2 VPN (VPWS) instance for which you are specifying the L2VPN address family; must be issued for each separate L2VPN instance

**Mode** Router Configuration

**Release Information** Command introduced before JUNOS Release 7.1.0.  
**l2vpn** and **signaling** keywords added in JUNOS Release 7.1.0.  
**vppls** keyword and **vpplsName** variable added in JUNOS Release 7.1.0.  
**vpws** keyword and **vpwsName** variable added in JUNOS Release 8.1.0.  
**route-target signaling** keywords and IS-IS IPv6 version added in JUNOS Release 8.2.0.

**Related Topics**

- [Configuring BGP Signaling](#)

## address hello-interval

---

**Description** Specifies the interval between hello packets that the router sends on the interface. The **no** version resets the hello interval to its default.



**NOTE:** You must issue the **address area** command before issuing this command.

---

**Syntax** [ no ] address { *ipAddress* | unnumbered *interfaceType interfaceSpecifier* }  
hello-interval *helloInterval*

- *ipAddress*—OSPF interface address previously specified with the **address** command
- unnumbered—Indicates that OSPF is running on an unnumbered interface previously specified with the **address** command
  - *interfaceType*—Interface type; see *Interface Types and Specifiers* in *About This Guide*
  - *interfaceSpecifier*—Particular interface; format varies according to interface type; see *Interface Types and Specifiers* in *About This Guide*
- *helloInterval*—Number in the range 1–65535 seconds; default value is 10 seconds

**Mode** Router Configuration

**Release Information** Command introduced before JUNOS Release 7.1.0.

## address message-digest-key md5

**Description** Enables OSPF MD5 authentication and configures the MD5 key. The **no** version deletes an MD5 key.



**NOTE:** If all the MD5 keys have been deleted, the authentication type is still MD5, but you need to configure MD5 keys.

**NOTE:** To disable MD5 authentication for the interface, use the **address authentication-none** command.

**NOTE:** You must issue the **address area** command before issuing this command.

**Syntax**

```
address { ipAddress | unnumbered interfaceType interfaceSpecifier }
message-digest-key keyID md5 [0 | 8] msgDigestKey

no address { ipAddress | unnumbered interfaceType interfaceSpecifier }
message-digest-key keyID
```

- *ipAddress*—OSPF interface address previously specified with the **address** command
- unnumbered—Indicates that OSPF is running on an unnumbered interface previously specified with the **address** command
  - *interfaceType*—Interface type; see *Interface Types and Specifiers* in *About This Guide*
  - *interfaceSpecifier*—Particular interface; format varies according to interface type; see *Interface Types and Specifiers* in *About This Guide*
- *keyID*—Key identifier in the range 1–255
- md5—Specifies use of the MD5 algorithm
- 0—Indicates the *msgDigestKey* is entered in unencrypted form (plaintext); this is the default option
- 8—Indicates the *msgDigestKey* is entered in encrypted form (ciphertext)
- *msgDigestKey*—OSPF password; string of up to 16 alphanumeric characters

**Mode** Router Configuration

**Release Information** Command introduced before JUNOS Release 7.1.0.



## address network

---

**Description** Configures the OSPF network type for the specified interface to something other than the default for the network medium. The **no** version restores the default value for the medium.



**NOTE:** You must issue the **address area** command before issuing this command.

---

**Syntax** `address { ipAddress | unnumbered interfaceType interfaceSpecifier }`  
`network { broadcast | non-broadcast | point-to-point }`  
`no address { ipAddress | unnumbered interfaceType interfaceSpecifier } network`

- *ipAddress*—OSPF interface address previously specified with the **address** command
- unnumbered—Indicates that OSPF is running on an unnumbered interface previously specified with the **address** command
  - *interfaceType*—Interface type; see *Interface Types and Specifiers* in *About This Guide*
  - *interfaceSpecifier*—Particular interface; format varies according to interface type; see *Interface Types and Specifiers* in *About This Guide*
- broadcast—Sets network type to broadcast
- non-broadcast—Sets network type to NBMA
- point-to-point—Sets network type to point-to-point

**Mode** Router Configuration

**Release Information** Command introduced before JUNOS Release 7.1.0.

## address passive-interface

---

**Description** Disables the transmission of routing updates on an interface. OSPF routing information is neither sent nor received through the specified router interface. The specified interface address appears as a stub network in the OSPF domain. The **no** version reenables the transmission of routing updates.



**NOTE:** You must issue the **address area** command before issuing this command.

---

**Syntax** [ no ] address { *ipAddress* | unnumbered *interfaceType* *interfaceSpecifier* }  
passive-interface

- *ipAddress*—OSPF interface address previously specified with the **address** command
- unnumbered—Indicates that OSPF is running on an unnumbered interface previously specified with the **address** command
  - *interfaceType*—Interface type; see *Interface Types and Specifiers* in *About This Guide*
  - *interfaceSpecifier*—Particular interface; format varies according to interface type; see *Interface Types and Specifiers* in *About This Guide*

**Mode** Router Configuration

**Release Information** Command introduced before JUNOS Release 7.1.0.

## address-pool-name

---

**Description** Specifies an address pool name to associate with the domain name being configured. The **no** version removes the pool name.

**Syntax** address-pool-name *poolName*  
no address-pool-name

- *poolName*—Name of the pool to associate with the domain name

**Mode** Domain Map Configuration

**Release Information** Command introduced before JUNOS Release 7.1.0.

## address priority

---

**Description** Sets the router priority. Used in determining the designated router for the particular network. This designation only applies to multi-access networks. Every broadcast and nonbroadcast multiaccess network has a designated router. The **no** version restores the default value.



**NOTE:** You must issue the **address area** command before issuing this command.

---

**Syntax** [ no ] address { *ipAddress* | unnumbered *interfaceType* *interfaceSpecifier* }  
priority *intfPriority*

- *ipAddress*—OSPF interface address previously specified with the **address** command
- unnumbered—Indicates that OSPF is running on an unnumbered interface previously specified with the **address** command
  - *interfaceType*—Interface type; see *Interface Types and Specifiers* in *About This Guide*
  - *interfaceSpecifier*—Particular interface; format varies according to interface type; see *Interface Types and Specifiers* in *About This Guide*
- *intfPriority*—Priority value, an 8-bit number in the range 1–255; default value is 1

**Mode** Router Configuration

**Release Information** Command introduced before JUNOS Release 7.1.0.

## address receive version

---

**Description** Restricts the RIP version that the router can receive on an interface. The **no** version sets the interface back to the default value, receiving both RIP version 1 and version 2.

**Syntax** address { *ipAddress* | unnumbered *interfaceType* *interfaceSpecifier* }  
 receive version { 1 | 2 | 1 2 | 2 1 | off }  
 no address [ *ipAddress* | unnumbered *interfaceType* *interfaceSpecifier* ] receive version

- *ipAddress*—Address of IP interface where RIP will be run
- unnumbered—Specifies that RIP will be run on an unnumbered interface
  - *interfaceType*—Interface type; see *Interface Types and Specifiers* in *About This Guide*
  - *interfaceSpecifier*—Particular interface; format varies according to interface type; see *Interface Types and Specifiers* in *About This Guide*
- 1—Specifies RIP version 1 only
- 2—Specifies RIP version 2 only
- 1 2—Specifies RIP version 1 and version 2; the default value
- 2 1—Specifies RIP version 2 and version 1
- off—Turns reception off

**Mode** Address Family Configuration, Router Configuration

**Release Information** Command introduced before JUNOS Release 7.1.0.

## address retransmit-interval

---

**Description** Specifies the time between LSA retransmissions for the interface when an acknowledgment for the LSA is not received. The **no** version restores the default value.



**NOTE:** You must issue the **address area** command before issuing this command.

---

**Syntax** [ no ] address { *ipAddress* | unnumbered *interfaceType* *interfaceSpecifier* }  
retransmit-interval *retransInterval*

- *ipAddress*—OSPF interface address previously specified with the **address** command
- unnumbered—Indicates that OSPF is running on an unnumbered interface previously specified with the **address** command
  - *interfaceType*—Interface type; see *Interface Types and Specifiers* in *About This Guide*
  - *interfaceSpecifier*—Particular interface; format varies according to interface type; see *Interface Types and Specifiers* in *About This Guide*
- *retransInterval*—Number in the range 0–3600 seconds; default value is 5 seconds

**Mode** Router Configuration

**Release Information** Command introduced before JUNOS Release 7.1.0.

## address send version

---

- Description** Restricts the RIP version that the router can send on an interface. The **no** version sets the interface back to the default value, sending only RIP version 1.
- Syntax** address { *ipAddress* | unnumbered *interfaceType* *interfaceSpecifier* }  
 send version { 1 | 2 | 1 2 | 2 1 | off }  
 no address [ *ipAddress* | unnumbered *interfaceType* *interfaceSpecifier* ] send version
- *ipAddress*—Address of IP interface where RIP will be run
  - unnumbered—Specifies that RIP will be run on an unnumbered interface
    - *interfaceType*—Interface type; see *Interface Types and Specifiers* in *About This Guide*
    - *interfaceSpecifier*—Particular interface; format varies according to interface type; see *Interface Types and Specifiers* in *About This Guide*
  - 1—Specifies RIP version 1 only
  - 2—Specifies RIP version 2 only
  - 1 2—Specifies RIP version 1 and version 2
  - 2 1—Specifies RIP version 2 and version 1
  - off—Turns reception off
- Mode** Address Family Configuration, Router Configuration
- Release Information** Command introduced before JUNOS Release 7.1.0.

## address transmit-delay

---

**Description** Sets the estimated time it takes to transmit a link-state update packet on the interface. The **no** version restores the default value.



**NOTE:** You must issue the **address area** command before issuing this command.

---

**Syntax** [ no ] address { *ipAddress* | unnumbered *interfaceType* *interfaceSpecifier* }  
transmit-delay *transmDelay*

- *ipAddress*—OSPF interface address previously specified with the **address** command
- unnumbered—Indicates that OSPF is running on an unnumbered interface previously specified with the **address** command
  - *interfaceType*—Interface type; see *Interface Types and Specifiers* in *About This Guide*
  - *interfaceSpecifier*—Particular interface; format varies according to interface type; see *Interface Types and Specifiers* in *About This Guide*
- *transmDelay*—Link-state transmit delay, a number in the range 0–3600 seconds; default value is 1 second

**Mode** Router Configuration

**Release Information** Command introduced before JUNOS Release 7.1.0.

## agent context-name

---

**Description** Specifies the virtual router SNMP agent on which you want to poll MIB objects. The **no** version returns the context name to the default context (virtual router).

**Syntax** agent context-name *contextName* [ wildcard ] [ limit *contextNameLimit* ]  
no agent

- *contextName*—Context name of the agent



**NOTE:** The *contextName* value is the virtual router number in the order the virtual router was created (for example, router1, router2, and so on). Use the **show snmp agent** command to obtain the context name for the virtual router.

---

- wildcard—Specifies that the context name is a wildcard value
- *contextNameLimit*—Maximum number of agents to be polled

**Mode** SNMP Trigger Configuration

**Release Information** Command introduced before JUNOS Release 7.1.0.

## aggregate-address

---

**Description** Creates an aggregate entry in a BGP routing table. The **no** version removes the aggregate.

**Syntax** [ no ] aggregate-address { *address mask* | *ipv6Prefix* }  
 [ as-set | summary-only | attribute-map *attributeMapTag* |  
 advertise-map *advertiseMapTag* | suppress-map *suppressMapName* ]\*

- *address*—Aggregate IPv4 address
- *mask*—Aggregate IPv4 mask
- *ipv6Prefix*—Aggregate IPv6 prefix
- **as-set**—If the **as-set** option is not specified, the path attributes of the aggregate route are set in the same way as locally originated routes, except that the `atomic_aggregate` and `agggregator` attributes are added. If the **as-set** option is used, the path attributes of the aggregate route are determined by combining the path attributes of the aggregated routes as described in RFC 1771. If the **as-set** option is used, the path attributes of the aggregate route may change whenever one of the aggregated routes changes, causing the aggregate route to be readvertised.
- **summary-only**—Filters all more specific routes from updates. **summary-only** not only creates the aggregate route but also suppresses advertisements of more-specific routes to all neighbors. If you only want to suppress advertisements to certain neighbors, you may use the **neighbor distribute-list** command, with caution. If a more-specific route leaks out, all BGP speakers will prefer that route over the less-specific aggregate you are generating (using longest-match routing). Alternatively, you can use the **suppress-map** keyword to suppress specific routes.
- *attributeMapTag*—String of up to 32 characters that identifies the route map used to set the attributes of the aggregate route
- *advertiseMapTag*—String of up to 32 characters that identifies the route map used to set the routes to create AS-SET origin communities in the range
- *suppressMapName*—String of up to 32 characters that identifies a route map that filters routes to be suppressed
- \*—Indicates that one or more parameters can be repeated multiple times in a list in the command line

**Mode** Address Family Configuration, Router Configuration

**Release Information** Command introduced before JUNOS Release 7.1.0.



## aggregation-node

---

**Description** Configures the aggregation node value. The **no** version restores the default value, where the forwarding interface becomes the aggregation node.

**Syntax** aggregation-node { *nodeValue* | atm | atm-vc | atm-vp *vpValue* | ethernet | fr-vc | forwarding | svlan *svlanValue* | vlan }  
no aggregation-node

- *nodeValue*— Aggregation node number in the range 1–65535
- *vpValue*—ATM VPI number in the range 0–255
- *svlanValue*—SVLAN ID number in the range 0–4095

**Mode** Policy Parameter Configuration

**Release Information** Command introduced in JUNOS Release 8.0.0.

**Related Topics**

- Creating a Classifier Group for a Policy List

## aggressive-mode

---

**Description** Enables aggressive mode negotiation for the tunnel. The **no** version restores the default, no aggressive mode.

**Syntax** aggressive-mode { accepted | requested | required }  
no aggressive-mode

- **accepted**—Accepts aggressive mode when proposed by peers
- **requested**—Requests aggressive mode when negotiating with peers
- **required**—Only requests and accepts aggressive mode when negotiating with peers

**Mode** IKE Policy Configuration

**Release Information** Command introduced before JUNOS Release 7.1.0.  
**accepted**, **requested**, and **required** keywords added in JUNOS Release 7.3.0.

## allow

---

**Description** Specifies the domain names that are to be allowed access to AAA authentication. The **no** version negates the command.

**Syntax** [ no ] allow *domainName*

- *domainName*—Name of the domain; maximum of 64 characters

**Mode** AAA Profile Configuration

**Release Information** Command introduced before JUNOS Release 7.1.0.

## append-after

---

- Description** Adds a next hop after a particular index in the MPLS explicit path. The sequence numbers for existing hops after the index adjust automatically. There is no **no** version.
- Syntax** `append-after indexNumber next-address ipAddress [ [ mask ] ipMask ] [ loose ]`
- *indexNumber*—Number of a node in an ordered set of abstract nodes
  - *ipAddress*—Address of the next hop
  - *ipMask*—[ not currently used ] mask for the next adjacent address
  - *loose*—Indicates the node is not necessarily directly connected (adjacent) to the previous node in the path. If *loose* is not configured, the configuration defaults to strict. Strict indicates that the node is directly connected to the previous node.
- Mode** Explicit Path Configuration
- Release Information** Command introduced before JUNOS Release 7.1.0.

## application

---

- Description** Specifies the type of application that is secured by connections created with this IPsec transport profile. You can specify multiple application types. The **no** version restores the default application, L2TP.
- Syntax** `application applicationType1 [ applicationType2 [ applicationType3 ] ]`  
`no application`
- *applicationType*—One of the following application types:
    - *dvmrp*—Secures DVMRP traffic.
    - *gre*—Secures GRE traffic.
    - *l2tp*—Secures L2TP traffic; this is the default application
    - *l2tp-nat-passthrough*—Secures L2TP traffic and also allows clients to connect from behind NAT devices that support IPsec passthrough
- Mode** IPsec Transport Profile Configuration
- Release Information** Command introduced before JUNOS Release 7.1.0.

## aps events

---

- Description** Enables line modules to deliver APS events to the necessary SNMP traps. You can configure notification for specific events. The **no** version disables the delivery of APS events from line modules to SNMP traps.
- Syntax** `aps events list [ list ]*`  
`no aps events`
- *list*—One of the following APS events:
    - *all*—Configures notification of all APS events
    - *channel-mismatch*—Configures notification of APS channel mismatches
    - *feplf*—Configures notification of APS far-end protection line failures
    - *mode-mismatch*—Configures notification of APS mode mismatches
    - *psbf*—Configures notification of APS protection signal byte failures
    - *switchover*—Configures notification of APS switchovers
    - *\**—Indicates that one or more parameters can be repeated multiple times in a list in the command line
- Mode** Global Configuration
- Release Information** Command introduced in JUNOS Release 7.2.0.

## aps force

---

- Description** Forces the specified interface to be replaced by the inactive interface in an APS/MSP group. The **no** version allows the specified interface to resume operation.
- Syntax** `aps force channelNumber`  
`no aps force`
- *channelNumber*—One of the following channel numbers:
    - *0*—Switches from the protect interface back to the working interface
    - *1*—Switches from the working interface to the protect interface
- Mode** Controller Configuration
- Release Information** Command introduced before JUNOS Release 7.1.0.

## aps group

---

**Description** Assigns an interface to an APS/MSP group. The **no** version removes a group of APS/MSP interfaces.

**Syntax** `aps group groupName`  
`no aps group`

- *groupName*—Name of the APS/MSP group to which the active and standby interfaces belong; string of up to 32 characters

**Mode** Controller Configuration

**Release Information** Command introduced before JUNOS Release 7.1.0.

## aps lockdown

---

**Description** Prevents the working interface from switching to the protect interface. The **no** version restores the default situation, in which the working interface can switch to the protect interface.

**Syntax** `aps lockdown [ 0 ]`  
`no aps lockdown`

- 0—Specifies the channel number that identifies the protect interface; because the protect interface is always assigned channel number 0, this is the only valid option

**Mode** Controller Configuration

**Release Information** Command introduced before JUNOS Release 7.1.0.

## aps manual

---

**Description** Forces the working interface to switch to the protect interface, unless a request of equal or higher priority exists. The **no** version allows the specified working interface to resume the active role.

**Syntax** `aps manual channelNumber`  
`no aps manual`

- *channelNumber*—One of the following channel numbers:
  - 0—Switches from the protect interface back to the working interface
  - 1—Switches from the working interface to the protect interface

**Mode** Controller Configuration

**Release Information** Command introduced before JUNOS Release 7.1.0.

## aps protect

---

|                            |                                                                                                                                                                                                                                                                          |
|----------------------------|--------------------------------------------------------------------------------------------------------------------------------------------------------------------------------------------------------------------------------------------------------------------------|
| <b>Description</b>         | Configures an interface as a protect interface. The <b>no</b> version removes the relationship between the protect interface and the active interface.                                                                                                                   |
| <b>Syntax</b>              | <pre>aps protect [ 0 ]<br/>no aps protect</pre> <ul style="list-style-type: none"><li>■ 0—Specifies the channel number that identifies the protect interface; because the protect interface is always assigned channel number 0, this is the only valid option</li></ul> |
| <b>Mode</b>                | Controller Configuration                                                                                                                                                                                                                                                 |
| <b>Release Information</b> | Command introduced before JUNOS Release 7.1.0.                                                                                                                                                                                                                           |

## aps revert

---

|                            |                                                                                                                                                                                                                                                   |
|----------------------------|---------------------------------------------------------------------------------------------------------------------------------------------------------------------------------------------------------------------------------------------------|
| <b>Description</b>         | Configures the APS/MSP group to operate in revertive mode. The <b>no</b> version restores the default setting, nonrevertive mode.                                                                                                                 |
| <b>Syntax</b>              | <pre>aps revert <i>minutes</i><br/>no aps revert</pre> <ul style="list-style-type: none"><li>■ <i>minutes</i>—Number of minutes in the range 5–12 at which the interface resumes the active role after that interface becomes available</li></ul> |
| <b>Mode</b>                | Controller Configuration                                                                                                                                                                                                                          |
| <b>Release Information</b> | Command introduced before JUNOS Release 7.1.0.                                                                                                                                                                                                    |

## aps unidirectional

---

|                            |                                                                                                                                                                           |
|----------------------------|---------------------------------------------------------------------------------------------------------------------------------------------------------------------------|
| <b>Description</b>         | Configures the APS/MSP group to operate in unidirectional mode, the default setting. The <b>no</b> version configures the APS/MSP group to operate in bidirectional mode. |
| <b>Syntax</b>              | <pre>[ no ] aps unidirectional</pre>                                                                                                                                      |
| <b>Mode</b>                | Controller Configuration                                                                                                                                                  |
| <b>Release Information</b> | Command introduced before JUNOS Release 7.1.0.                                                                                                                            |

## aps working

---

|                            |                                                                                                                                                                                                                                                  |
|----------------------------|--------------------------------------------------------------------------------------------------------------------------------------------------------------------------------------------------------------------------------------------------|
| <b>Description</b>         | Configures an interface as a working interface. The <b>no</b> version removes the configuration.                                                                                                                                                 |
| <b>Syntax</b>              | aps working [ 1 ]<br>no aps working <ul style="list-style-type: none"> <li>■ 1—Channel number that identifies the working interface; because the working interface is always assigned channel number 1, this is the only valid option</li> </ul> |
| <b>Mode</b>                | Controller Configuration                                                                                                                                                                                                                         |
| <b>Release Information</b> | Command introduced before JUNOS Release 7.1.0.                                                                                                                                                                                                   |

## area

---

|                    |                                                                                                                  |
|--------------------|------------------------------------------------------------------------------------------------------------------|
| <b>Description</b> | This command has only a <b>no</b> version. See the <b>no area</b> command for a complete description and syntax. |
|--------------------|------------------------------------------------------------------------------------------------------------------|

## area-authentication

---

|                            |                                                                                                                                                                                                                                                                                |
|----------------------------|--------------------------------------------------------------------------------------------------------------------------------------------------------------------------------------------------------------------------------------------------------------------------------|
| <b>Description</b>         | Enables or disables (suppresses) simple text authentication or HMAC MD5 authentication of IS-IS level 1 CSNP packets or PSNP packets. The <b>no</b> version restores the default behavior, in which authentication of IS-IS level 1 CSNPs and PSNPs is disabled.               |
| <b>Syntax</b>              | [ no ] area-authentication { csnp   psnp } <ul style="list-style-type: none"> <li>■ csnp—Enables authentication of IS-IS level 1 complete sequence number PDUs (CSNPs)</li> <li>■ psnp—Enables authentication of IS-IS level 1 partial sequence number PDUs (PSNPs)</li> </ul> |
| <b>Mode</b>                | Router Configuration                                                                                                                                                                                                                                                           |
| <b>Release Information</b> | Command introduced before JUNOS Release 7.1.0.                                                                                                                                                                                                                                 |

## area-authentication-key

---

**Description** Assigns a password used by neighboring routers for authentication of IS-IS level 1 LSPs, CSNPs, and PSNPs. The **no** version deletes the password.



**NOTE:** Issuing this command enables simple authentication of level 1 LSPs only. To enable authentication of level 1 CSNPs or PSNPs, use the **area-authentication** command.

**Syntax** `area-authentication-key [ 0 | 8 ] authKey`  
`no area-authentication-key`

- 0—Indicates the *authKey* is entered in unencrypted form (plaintext); this is the default option
- 8—Indicates the *authKey* is entered in encrypted form (ciphertext)
- *authKey*—Password, string of up to 8 characters

**Mode** Router Configuration

**Release Information** Command introduced before JUNOS Release 7.1.0.

## area default-cost

---

**Description** Specifies a cost for the default summary route sent into a stub area. A stub area is an OSPF area that carries a default route, intra-area routes, and interarea routes, but does not carry external routes. You cannot configure virtual links across a stub area. Stub areas cannot contain an AS boundary router. The **no** version removes the configured default route cost.

**Syntax** `area { areald | arealdInt } default-cost defaultCost`  
`no area { areald | arealdInt } default-cost`

- *areald*—OSPF area ID in IP address format
- *arealdInt*—OSPF area ID as a decimal value 0–4294967295
- *defaultCost*—Stub area's advertised external route cost (cost metric); an integer in the range 0–16777215

**Mode** Router Configuration

**Release Information** Command introduced before JUNOS Release 7.1.0.

## area-message-digest-key

**Description** Specifies an HMAC MD5 key that the router uses to create a secure, encrypted message digest of each IS-IS level 1 packet (LSPs, CSNPs, and PSNPs). The digest is inserted into the packet from which it is created. Using this algorithm for area routers protects against unauthorized routers injecting false routing information into your network.

You can specify when the router will start (default is the current time) and stop (default is never) accepting packets that include a digest made with this key. You can specify when the router will start (default is the current time plus 2 minutes) and stop (default is never) generating packets that include a digest made with this key. The **no** version deletes the key specified by the *keyId*.



**NOTE:** Issuing this command enables MD5 authentication of level 1 LSPs only. To enable authentication of level 1 CSNPs or PSNPs, use the **area-authentication** command.

**Syntax** `area-message-digest-key keyId hmac-md5 [ 0 | 8 ] key`  
`[ start-accept startAcceptTime [ { startAcceptMonth startAcceptDay | startAcceptDay startAcceptMonth } startAcceptYear ] ]`  
`[ start-generate startGenTime [ { startGenMonth startGenDay | startGenDay startGenMonth } startGenYear ] ]`  
`[ stop-accept { never | stopAcceptTime [ { stopAcceptMonth stopAcceptDay | stopAcceptDay stopAcceptMonth } stopAcceptYear ] } ]`  
`[ stop-generate { never | stopGenTime [ { stopGenMonth stopGenDay | stopGenDay stopGenMonth } stopGenYear ] } ]`  
`no area-message-digest-key keyId`

- *keyId*—Integer from 1 to 255 that is a unique identifier for the secret key, sent with the message digest in the packet.
- 0—Indicates the *key* is entered in unencrypted form (plaintext); default option
- 8—Indicates the *key* is entered in encrypted form (ciphertext)
- *key*—String of up to 20 alphanumeric characters; secret key used by the HMAC MD5 algorithm to generate the message digest
- *startAcceptTime*, *startAcceptMonth*, *startAcceptDay*, *startAcceptYear*—Time, month, day, year that the router will start accepting packets created with this password. Use military time format *HH:MM[:SS]*.
- *startGenTime*, *startGenMonth*, *startGenDay*, *startGenYear*—Time, month, day, year that the router will start inserting this password into packets. Use military time format *HH:MM[:SS]*.
- *never*—Indicates the router never stops accepting or generating packets; overrides previously specified stop times and keeps using the authentication key in sending and receiving PDUs with the corresponding authentication indefinitely



- *stopAcceptTime*, *stopAcceptMonth*, *stopAcceptDay*, *stopAcceptYear*—Time, month, day, year that the router will stop accepting packets created with this password. Use military time format *HH:MM[:SS]*.
- *stopGenTime*, *stopGenMonth*, *stopGenDay*, *stopGenYear*—Time, month, day, year that the router will stop inserting this password into packets. Use military time format *HH:MM[:SS]*.

**Mode** Router Configuration

**Release Information** Command introduced before JUNOS Release 7.1.0.

## area nssa

---

**Description** Configures an area as an NSSA and controls generation of type 7 default LSAs. NSSAs are similar to stub areas but have the additional capability of importing AS external routes in a limited fashion. The **no** version removes the specified option for default-information-originate, removes default-information-originate, or removes the NSSA designation from the area.

**Syntax** [ no ] area { *areaId* | *areaIdInt* } nssa [ default-information-originate [ always | metric *absoluteValue* | metric-type 1 | metric-type 2 | route-map *mapTag* ]\* ] [ no-summary ]

- *areaId*—OSPF area ID in IP address format
- *areaIdInt*—OSPF area ID as a decimal value in the range 0–4294967295
- default-information-originate—Causes the generation of a type 7 default LSA if a default route exists in the routing table.
- always—Creates the default route if it does not exist
- *absoluteValue*—Metric applied to the generated type 7 default LSAs; ranges from 0–4294967295
- metric-type 1—Cost of the external routes is equal to the sum of all internal costs and the external cost
- metric-type 2—Cost of the external routes is equal to the external cost alone; this is the OSPF default
- *mapTag*—String of up to 32 alphanumeric characters that specifies a route map applied to the generated type 7 default LSAs
- \*—Indicates that one or more parameters can be repeated multiple times in a list in the command line
- no-summary—Restricts T3 summary LSAs from flowing into the NSSA area (T7 external LSAs and T3 default route LSAs are still injected into the area)

**Mode** Router Configuration

**Release Information** Command introduced before JUNOS Release 7.1.0.  
**no-summary** keyword added in JUNOS Release 7.2.0.

## area range

---

|                            |                                                                                                                                                                                                                                                                                                                                                                                                                                                                                                                                                                                                                                                                                                                                                                                                                                                                                                                                                                                                                                                                                                                                                                                                                                                            |
|----------------------------|------------------------------------------------------------------------------------------------------------------------------------------------------------------------------------------------------------------------------------------------------------------------------------------------------------------------------------------------------------------------------------------------------------------------------------------------------------------------------------------------------------------------------------------------------------------------------------------------------------------------------------------------------------------------------------------------------------------------------------------------------------------------------------------------------------------------------------------------------------------------------------------------------------------------------------------------------------------------------------------------------------------------------------------------------------------------------------------------------------------------------------------------------------------------------------------------------------------------------------------------------------|
| <b>Description</b>         | Aggregates routes at an area boundary. By default, the range of configured networks is advertised in type 3 (summary) LSAs. The <b>no</b> version disables this function.                                                                                                                                                                                                                                                                                                                                                                                                                                                                                                                                                                                                                                                                                                                                                                                                                                                                                                                                                                                                                                                                                  |
| <b>Syntax</b>              | <p>For OSPFv2:</p> <pre>[ no ] area { <i>areald</i>   <i>arealdInt</i> } range <i>ipAddress</i> <i>mask</i> [ do-not-advertise ] [ cost <i>costValue</i> ]</pre> <p>For OSPFv3:</p> <pre>[ no ] area { <i>areald</i>   <i>arealdInt</i> } range <i>ipv6Prefix/ipv6PrefixLength</i> [ do-not-advertise   advertise   cost <i>costValue</i> ]</pre> <ul style="list-style-type: none"> <li>■ <i>areald</i>—OSPF area ID in IP address format</li> <li>■ <i>arealdInt</i>—OSPF area ID as a decimal value in the range 0–4294967295</li> <li>■ <i>ipAddress</i>—IP address to match</li> <li>■ <i>mask</i>—IP address mask</li> <li>■ <i>ipv6Prefix</i>—IPv6 network number to match</li> <li>■ <i>ipv6PrefixLength</i>—Length of the IPv6 prefix; a decimal value that indicates how many of the higher-order contiguous bits of the IPv6 address make up the prefix (the network portion of the IPv6 address). A slash (/) must precede this value.</li> <li>■ do-not-advertise—Specifies that the range of configured networks is not advertised</li> <li>■ advertise—Specifies that the range of configured networks is advertised (IPv6 only)</li> <li>■ <i>costValue</i>—Cost value for the specified range of networks in the range 0–65535</li> </ul> |
| <b>Mode</b>                | Router Configuration                                                                                                                                                                                                                                                                                                                                                                                                                                                                                                                                                                                                                                                                                                                                                                                                                                                                                                                                                                                                                                                                                                                                                                                                                                       |
| <b>Release Information</b> | <p>Command introduced before JUNOS Release 7.1.0.</p> <p><b>cost</b> keyword and <i>costValue</i> variable for OSPFv2 added in JUNOS Release 8.1.0.</p>                                                                                                                                                                                                                                                                                                                                                                                                                                                                                                                                                                                                                                                                                                                                                                                                                                                                                                                                                                                                                                                                                                    |

## area stub

---

|                            |                                                                                                                                                                                                                                                                                                                                                               |
|----------------------------|---------------------------------------------------------------------------------------------------------------------------------------------------------------------------------------------------------------------------------------------------------------------------------------------------------------------------------------------------------------|
| <b>Description</b>         | Defines an area as a stub area. A stub area is an OSPF area that carries a default route, intra-area routes, and interarea routes, but does not carry AS external routes. This reduces the size of the area's OSPF database and decreases memory usage for external routers in the stub area. The <b>no</b> version disables this function.                   |
| <b>Syntax</b>              | <pre>[ no ] area { <i>areald</i>   <i>arealdInt</i> } stub [ no-summary ]</pre> <ul style="list-style-type: none"> <li>■ <i>areald</i>—OSPF area ID in IP address format</li> <li>■ <i>arealdInt</i>—OSPF area ID as a decimal value in the range 0–4294967295</li> <li>■ no-summary—Specifies that the summary LSA not be sent into the stub area</li> </ul> |
| <b>Mode</b>                | Router Configuration                                                                                                                                                                                                                                                                                                                                          |
| <b>Release Information</b> | <p>Command introduced before JUNOS Release 7.1.0.</p> <p><b>no-summary</b> keyword for OSPFv2 added in JUNOS Release 7.2.0.</p>                                                                                                                                                                                                                               |

## area virtual-link

---

**Description** Defines an OSPF virtual link. The **no** version removes the virtual link.

**Syntax** [ no ] area { *areaId* | *areaIdInt* } virtual-link *ipAddress*

- *areaId*—OSPF area ID in IP address format
- *areaIdInt*—OSPF area ID as a decimal value in the range 0–4294967295
- *ipAddress*—IP address associated with the virtual link neighbor

**Mode** Router Configuration

**Release Information** Command introduced before JUNOS Release 7.1.0.

## area virtual-link authentication-key

---

**Description** Configures simple password (type 1) authentication for OSPF virtual links. The **no** version removes the password.

**Syntax** [ no ] area { *areaId* | *areaIdInt* } virtual-link *ipAddress* authentication-key [ 0 | 8 ] *key*

- *areaId*—OSPF area ID in IP address format
- *areaIdInt*—OSPF area ID as a decimal value in the range 0–4294967295
- *ipAddress*—IP address of the virtual link neighbor
- 0—Indicates the *key* is entered in unencrypted form (plaintext); this is the default option
- 8—Indicates the *key* is entered in encrypted form (ciphertext)
- *key*—Password to be used by neighbors; string of up to 16 alphanumeric characters. All neighboring routers on the same network must have the same password.

**Mode** Router Configuration

**Release Information** Command introduced before JUNOS Release 7.1.0.

## area virtual-link authentication message-digest

---

**Description** Specifies that MD5 authentication is used for the virtual link. The **no** version sets the authentication for the virtual link to none, but leaves any configured MD5 key intact.

**Syntax** [ no ] area { *areaId* | *areaIdInt* } virtual-link *ipAddress* authentication message-digest

- *areaId*—OSPF area ID in IP address format
- *areaIdInt*—OSPF area ID as a decimal value in the range 0–4294967295
- *ipAddress*—IP address of the virtual link neighbor

**Mode** Router Configuration

**Release Information** Command introduced before JUNOS Release 7.1.0.

## area virtual-link authentication-none

---

**Description** Specifies that no authentication is to be used for the virtual link. The **no** version has no effect.

**Syntax** [ no ] area { *areaId* | *areaIdInt* } virtual-link *ipAddress* authentication-none

- *areaId*—OSPF area ID in IP address format
- *areaIdInt*—OSPF area ID as a decimal value in the range 0–4294967295
- *ipAddress*—IP address of the virtual link neighbor

**Mode** Router Configuration

**Release Information** Command introduced before JUNOS Release 7.1.0.

## area virtual-link dead-interval

---

**Description** Defines an OSPF virtual link and the time interval allowed for detecting a dead router. The **no** version removes the virtual link's dead interval.

**Syntax** [ no ] area { *areaId* | *areaIdInt* } virtual-link *ipAddress* dead-interval *deadInterval*

- *areaId*—OSPF area ID in IP address format
- *areaIdInt*—OSPF area ID as a decimal value in the range 0–4294967295
- *ipAddress*—IP address of the virtual link neighbor
- *deadInterval*—Integer in the range 0–2147483647 seconds; default value is 40 seconds

**Mode** Router Configuration

**Release Information** Command introduced before JUNOS Release 7.1.0.

## area virtual-link hello-interval

---

**Description** Defines an OSPF virtual link and the time between the hello packets. The hello interval value must be the same for both ends of the virtual link. The **no** version removes the virtual link's hello interval.

**Syntax** [ no ] area { *areald* | *arealdInt* } virtual-link *ipAddress* hello-interval *helloInterval*

- *areald*—OSPF area ID in IP address format.
- *arealdInt*—OSPF area ID as a decimal value in the range 0–4294967295
- *ipAddress*—IP address associated with the virtual link neighbor
- *helloInterval*—Integer in the range 1–65535 seconds; default value is 10 seconds

**Mode** Router Configuration

**Release Information** Command introduced before JUNOS Release 7.1.0.

## area virtual-link message-digest-key md5

---

**Description** Enables MD5 authentication and configures MD5 keys for virtual links. The **no** version deletes MD5 keys.



**NOTE:** If you delete all the MD5 keys, the authentication type for the virtual link is still MD5, but you need to configure MD5 keys.

**NOTE:** To disable MD5 authentication for the virtual link, use the **area virtual-link authentication-none** command.

**Syntax** area { *areald* | *arealdInt* } virtual-link *ipAddress*  
message-digest-key *md5KeyId* md5 [ 0 | 8 ] *msgDigestKey*  
no area { *areald* | *arealdInt* } virtual-link *ipAddress* message-digest-key *md5KeyId*

- *areald*—OSPF area ID in IP address format
- *arealdInt*—OSPF area ID as a decimal value in the range 0–4294967295
- *ipAddress*—IP address of the virtual link neighbor
- *md5KeyId*—Key identifier in the range 1–255
- 0—Indicates the *msgDigestKey* is entered in unencrypted form (plaintext); this is the default option
- 8—Indicates the *msgDigestKey* is entered in encrypted form (ciphertext)
- *msgDigestKey*—Password to be used by neighbors; string of up to 16 alphanumeric characters. All neighboring routers on the same network must have the same password.

**Mode** Router Configuration

**Release Information** Command introduced before JUNOS Release 7.1.0.

## area virtual-link retransmit-interval

---

**Description** Defines an OSPF virtual link and the time between link-state advertisement retransmissions for the adjacency belonging to the virtual link. The **no** version removes the virtual link's retransmit interval.

**Syntax** [ no ] area { *areald* | *arealdInt* } virtual-link *ipAddress* retransmit-interval *retransmInterval*

- *areald*—OSPF area ID in IP address format.
- *arealdInt*—OSPF area ID as a decimal value in the range 0–4294967295
- *ipAddress*—IP address of the virtual link neighbor
- *retransmInterval*—LSA retransmit interval; an integer in the range 0–3600 seconds; default value is 5 seconds

**Mode** Router Configuration

**Release Information** Command introduced before JUNOS Release 7.1.0.

## area virtual-link transmit-delay

---

**Description** Defines an OSPF virtual link and the estimated time it takes to transmit a link-state update packet on the virtual link. The **no** version removes the virtual link's transmit delay.

**Syntax** [ no ] area { *areald* | *arealdInt* } virtual-link *ipAddress* transmit-delay *transmDelay*

- *areald*—OSPF area ID in IP address format
- *arealdInt*—OSPF area ID as a decimal value in the range 0–4294967295
- *ipAddress*—IP address associated with the virtual link neighbor
- *transmDelay*—LSA transmit delay; an integer in the range 0–3600 seconds; default value is 1 second

**Mode** Router Configuration

**Release Information** Command introduced before JUNOS Release 7.1.0.

## arp

---

**Description** In Global Configuration mode, adds a permanent entry in the ARP cache. This command applies only to Fast Ethernet, Gigabit Ethernet, 10-Gigabit Ethernet interfaces, and bridged Ethernet interfaces configured over ATM 1483. The **no** version removes an entry from the ARP cache.

In Subscriber Policy Configuration mode, modifies the subscriber policy for ARP to define whether the subscriber (client) interfaces belonging to a bridge group or VPLS instance forward (permit) or filter (deny) ARP packets. The **no** version restores the default value, permit ARP packets.

In Subscriber Policy Configuration mode, you cannot change the default subscriber policy values for trunk (server) interfaces belonging to a bridge group or VPLS interface. You also cannot change the default subscriber policy values for a VPLS virtual core interface, which acts as a trunk interface. The VPLS virtual core interface represents all of the MPLS tunnels from the router to the remote VPLS edge (VE) device.

**Syntax** To add a permanent ARP cache entry in Global Configuration mode:  
[ no ] arp [ vrf *vrfName* ] *ipAddress* *interfaceType* *interfaceSpecifier*  
[ *macAddress* [ validate ] ]

- *vrfName*—Name of the VRF to which the command applies; string of 1–32 alphanumeric characters
- *ipAddress*—IP address in 32-bit dotted-decimal format corresponding to the local data link address
- *interfaceType*—Interface type; see *Interface Types and Specifiers* in *About This Guide*
- *interfaceSpecifier*—Particular interface; format varies according to interface type; see *Interface Types and Specifiers* in *About This Guide*
- *macAddress*—MAC address of the interface
- *validate*—Allows the inclusion of MAC validation entries

To modify the subscriber policy for ARP packets in Subscriber Policy Configuration mode:

arp { permit | deny }

no arp

- *permit*—Specifies that the subscriber interface associated with the bridge group or VPLS instance forwards ARP packets
- *deny*—Specifies that the subscriber interface associated with the bridge group or VPLS instance filters ARP packets

**Mode** Global Configuration, Subscriber Policy Configuration

**Release Information** Command introduced before JUNOS Release 7.1.0.

## arp timeout

---

**Description** Specifies how long an entry remains in the ARP cache. You can set the ARP timeout on Fast Ethernet, Gigabit Ethernet, and 10-Gigabit Ethernet interfaces, and bridged Ethernet interfaces configured over ATM 1483. The default value is 21600 seconds (6 hours). Use the **show configuration** command to display the current value. The **no** version restores the default value.

**Syntax** `arp timeout timeoutVal`  
`no arp timeout`

- *timeoutVal*—Time in seconds that an entry remains in the ARP cache

**Mode** Interface Configuration

**Release Information** Command introduced before JUNOS Release 7.1.0.

## assured-rate

---

**Description** Sets the assured rate for the scheduler profile. The assured rate overrides the HRR weight of the scheduler node or queue. The **no** version deletes the assured rate.

**Syntax** `assured-rate { assuredRate | hierarchical | [ operator operandValue ]* }`  
`no assured-rate`

- *assuredRate*—Constant assured rate in bits per second; in the range 25000–1000000000 (25 Kbps to 1 Gbps)
- *hierarchical*—Specifies that the node use the hierarchical assured rate (HAR) feature, in which the scheduler node's assured rate is dynamically adjusted based on the sum of the assured rates of all its child nodes and queues
- *operator*—Mathematical function
- *operandValue*—Input for the operator; can be a QoS parameter definition name or an integer
- *\**—Indicates that one or more parameters can be repeated multiple times in a list in the command line

**Mode** Scheduler Profile Configuration

**Release Information** Command introduced before JUNOS Release 7.1.0.  
*operator* and *operandValue* variables added in JUNOS Release 7.1.0.

### Related Topics

- Configuring an Assured Rate for a Scheduler Node or Queue
- Configuring a Basic Parameter Definition for QoS Administrators



## atm

---

**Description** Configures traffic-shaping parameters for PPPoA via domain-based parameters. The **no** version removes the ATM traffic-shaping configuration.

**Syntax** atm { ubr | ubrpcr *pcr* | nrtvbr *pcr scr mbs* | rtvbr *pcr scr mbs* | cbr *pcr* }  
no atm

- ubr—Sets the traffic category to unspecified bit rate
- ubrpcr—Sets the traffic category to unspecified bit rate with peak cell rate
- nrtvbr—Sets the traffic category to non-real time variable bit rate
- rtvbr—Set the traffic category to real time variable bit rate
- cbr—Sets the traffic category to constant bit rate
- *pcr*—Peak cell rate in the range 0–4294967295 Kbps
- *scr*—Sustained cell rate in the range 0–4294967295 Kbps
- *mbs*—Maximum burst size in the range 0–4294967295 Kbps

**Mode** Domain Map Configuration

**Release Information** Command introduced before JUNOS Release 7.1.0.

## atm aal5 description

---

**Description** Assigns a text description or alias to an ATM AAL5 interface. The **no** version removes the text description or alias. Use the **show atm aal5 interface** command to display the text description.

**Syntax** atm aal5 description *name*  
no atm aal5 description

- *name*—Alias for the AAL5 interface; up to 32 characters

**Mode** Interface Configuration

**Release Information** Command introduced before JUNOS Release 7.1.0.

## atm aal5 shutdown

---

|                            |                                                                                                                         |
|----------------------------|-------------------------------------------------------------------------------------------------------------------------|
| <b>Description</b>         | Sets the administrative state of an ATM AAL5 interface to disabled. The <b>no</b> version enables a disabled interface. |
| <b>Syntax</b>              | [ no ] atm aal5 shutdown                                                                                                |
| <b>Mode</b>                | Interface Configuration                                                                                                 |
| <b>Release Information</b> | Command introduced before JUNOS Release 7.1.0.                                                                          |

## atm aal5 snmp trap link-status

---

|                            |                                                                                                                      |
|----------------------------|----------------------------------------------------------------------------------------------------------------------|
| <b>Description</b>         | Enables SNMP link status traps on the AAL5 layer on a per-interface basis. The <b>no</b> version disables the traps. |
| <b>Syntax</b>              | [ no ] atm aal5 snmp trap link-status                                                                                |
| <b>Mode</b>                | Interface Configuration                                                                                              |
| <b>Release Information</b> | Command introduced before JUNOS Release 7.1.0.                                                                       |

## atm atm1483 advisory-rx-speed

---

|                            |                                                                                                                                                                                                        |
|----------------------------|--------------------------------------------------------------------------------------------------------------------------------------------------------------------------------------------------------|
| <b>Description</b>         | Sets an advisory receive (RX) speed that the LAC sends in the RX Connect-Speed AVP [38] to the LNS. The <b>no</b> version restores the default behavior, in which the RX speed is not sent to the LNS. |
| <b>Syntax</b>              | atm atm1483 advisory-rx-speed <i>speed</i><br>no atm atm1483 advisory-rx-speed<br>■ <i>speed</i> —Speed in the range 0–2147483647 kbps                                                                 |
| <b>Mode</b>                | Profile Configuration, Subinterface Configuration                                                                                                                                                      |
| <b>Release Information</b> | Command introduced before JUNOS Release 7.1.0.                                                                                                                                                         |

## atm atm1483 auto-configure

---

**Description** Specifies one or more types of dynamic upper interface encapsulations that are accepted or detected by a dynamic ATM 1483 subinterface. Optionally, specifies the lockout time range for the encapsulation type. You can issue this command repeatedly in Profile Configuration mode to include autodetection of multiple upper interface encapsulation types within the base profile for a dynamic ATM 1483 subinterface. The **no** version terminates detection of the specified encapsulation type.



**NOTE:** Encapsulation type lockout is available for bridged Ethernet, IP, PPP, and PPPoE encapsulation types.

---

**Syntax** atm atm1483 auto-configure *upperInterfaceType*  
[ lockout-time { *minValue* *maxValue* | none } ]  
no atm atm1483 auto-configure *upperInterfaceType* [ lockout-time ]

- *upperInterfaceType*—One of the following dynamic encapsulation types:
  - bridgedEthernet
  - ip
  - ppp
  - pppoe
- *minValue*—Minimum lockout time in the range 1–86400 seconds (24 hours); default value is 1 second
- *maxValue*—Maximum lockout time in the range 1–86400 seconds (24 hours); default value is 300 seconds (5 minutes)
- none—Disables lockout for the specified dynamic encapsulation type

**Mode** Profile Configuration

**Release Information** Command introduced before JUNOS Release 7.1.0.

## atm atm1483 description

---

**Description** Assigns a text description or alias to an ATM 1483 interface. The **no** version removes the text description or alias. Use the **show atm subinterface** command to display the text description.

**Syntax** atm atm1483 description *name*  
no atm atm1483 description

- *name*—Text string or alias for the ATM 1483 interface; up to 255 characters

**Mode** Profile Configuration, Subinterface Configuration

**Release Information** Command introduced before JUNOS Release 7.1.0.

## atm atm1483 export-subinterface-description

---

|                            |                                                                                                                                                                                               |
|----------------------------|-----------------------------------------------------------------------------------------------------------------------------------------------------------------------------------------------|
| <b>Description</b>         | Exports ATM 1483 subinterface descriptions to the line module. The <b>no</b> version restores the default behavior, where ATM 1483 subinterface descriptions are not sent to the line module. |
| <b>Syntax</b>              | [ no ] atm atm1483 export-subinterface-description                                                                                                                                            |
| <b>Mode</b>                | Global Configuration                                                                                                                                                                          |
| <b>Release Information</b> | Command introduced before JUNOS Release 7.1.0.                                                                                                                                                |

## atm atm1483 mtu

---

|                            |                                                                                                                                                                                                                                              |
|----------------------------|----------------------------------------------------------------------------------------------------------------------------------------------------------------------------------------------------------------------------------------------|
| <b>Description</b>         | Sets the MTU size for an ATM 1483 subinterface. The <b>no</b> version restores the default MTU size of 9180.                                                                                                                                 |
| <b>Syntax</b>              | atm atm1483 mtu <i>size</i><br>no atm atm1483 mtu <ul style="list-style-type: none"> <li>■ <i>size</i>—Maximum number of packet transmissions permitted on an ATM 1483 subinterface; in the range 256–9180; default value is 9180</li> </ul> |
| <b>Mode</b>                | Subinterface Configuration                                                                                                                                                                                                                   |
| <b>Release Information</b> | Command introduced before JUNOS Release 7.1.0.                                                                                                                                                                                               |

## atm atm1483 profile

---

|                            |                                                                                                                                                                                                                                                                                                                                                                                                                                                         |
|----------------------------|---------------------------------------------------------------------------------------------------------------------------------------------------------------------------------------------------------------------------------------------------------------------------------------------------------------------------------------------------------------------------------------------------------------------------------------------------------|
| <b>Description</b>         | Adds a nested profile assignment to a base profile for a dynamic ATM 1483 subinterface. A nested profile assignment references another profile that dynamically configures upper interface encapsulation types over the ATM 1483 subinterface. The <b>no</b> version removes the profile assignment for the upper interface type.                                                                                                                       |
| <b>Syntax</b>              | atm atm1483 profile <i>upperInterfaceType</i> <i>profileName</i><br>no atm atm1483 profile <i>upperInterfaceType</i> <ul style="list-style-type: none"> <li>■ <i>upperInterfaceType</i>—One of the following dynamic encapsulation types:               <ul style="list-style-type: none"> <li>■ bridgedEthernet</li> <li>■ ip</li> <li>■ ppp</li> <li>■ pppoe</li> </ul> </li> <li>■ <i>profileName</i>—Profile name of up to 80 characters</li> </ul> |
| <b>Mode</b>                | Profile Configuration                                                                                                                                                                                                                                                                                                                                                                                                                                   |
| <b>Release Information</b> | Command introduced before JUNOS Release 7.1.0.                                                                                                                                                                                                                                                                                                                                                                                                          |

## atm atm1483 shutdown

---

**Description** Sets the administrative state of an ATM 1483 subinterface to disabled. The **no** version enables a disabled subinterface.

**Syntax** [ no ] atm atm1483 shutdown

**Mode** Subinterface Configuration

**Release Information** Command introduced before JUNOS Release 7.1.0.

## atm atm1483 snmp trap link-status

---

**Description** Enables SNMP link status traps on the ATM1483 layer. The **no** version disables the traps.

**Syntax** [ no ] atm atm1483 snmp trap link-status

**Mode** Subinterface Configuration

**Release Information** Command introduced before JUNOS Release 7.1.0.

## atm atm1483 subscriber

---

**Description** Configures a local subscriber (when one cannot be obtained externally, as in PPP) for a dynamic upper interface encapsulation type configured over a dynamic ATM 1483 subinterface. A subscriber supports authentication and configuration from the RADIUS server. The **no** version removes the subscriber.

**Syntax** `atm atm1483 subscriber upperInterfaceType { user | user-prefix } userName domain domainName [ { password | password-prefix } password ] [ no-authenticate ]`

`no atm atm1483 subscriber upperInterfaceType`

- *upperInterfaceType*—One of the following dynamic encapsulation types:
  - bridgedEthernet
  - ip
- user—Employs the username as specified
- user-prefix—Appends the interface physical location to the username
- *userName*—RADIUS username
- *domainName*—Domain name
- password—Employs the password as specified
- password-prefix—Appends the interface physical location to the password
- *password*—RADIUS password
- no-authenticate—Disables authentication

**Mode** Profile Configuration

**Release Information** Command introduced before JUNOS Release 7.1.0.

## atm auto-configuration

---

**Description** Enables autoconfiguration of ILMI. Autoconfiguration is enabled by default. This command overrides any previous configuration of the **atm uni-version** command. The **no** version disables auto configuration and sets the ILMI parameters to the UNI version configured using the **atm uni-version** command, which has a default value of UNI 4.0.

**Syntax** `[ no ] atm auto-configuration`

**Mode** Interface Configuration

**Release Information** Command introduced before JUNOS Release 7.1.0.

## atm bulk-config

---

**Description** Configures a range of ATM PVCs for use by a dynamic ATM 1483 subinterface, and assigns a name to the virtual circuit (VC) range. Each VC range consists of one or more nonoverlapping VC subranges. A VC subrange is a group of VCs that resides within the specified VPI and VCI ranges. You can configure multiple VC ranges on an ATM AAL5 interface. The **no** version removes the specified VC range (including all subranges in the range) from the ATM AAL5 interface or the specified subrange from the VC range. The **no** version also removes any overriding profile assignments for ATM PVCs within the deleted VC range or VC subrange.



**NOTE:** The total number of VCs configured with the **atm bulk-config** command cannot exceed the maximum ATM VC capacity of the line module you are using. For details about the ATM VC capacity of supported line modules, see *JUNOS Release Notes, Appendix A, System Maximums*.

**Syntax** `atm bulk-config bulkConfigName [ vc-range vpiStart vpiEnd vciStart vciEnd ]*`  
`no atm bulk-config bulkConfigName [ vc-range vpiStart vpiEnd vciStart vciEnd ]`

- *bulkConfigName*—Name of the VC range; string of up to 80 characters
- *vpiStart*—Starting virtual path identifier (inclusive) of the VC subrange you are configuring
- *vpiEnd*—Ending virtual path identifier (inclusive) of the VC subrange you are configuring
- *vciStart*—Starting virtual circuit identifier (inclusive) of the VC subrange you are configuring
- *vciEnd*—Ending virtual circuit identifier (inclusive) of the VC subrange you are configuring
- \*—Indicates that one or more parameters can be repeated multiple times in a list in the command line

**Mode** Interface Configuration

**Release Information** Command introduced before JUNOS Release 7.1.0.

## atm bulk-config modify

---

**Description** Modifies the VC subrange values for the specified bulk configuration VC range. If the new subrange encompasses previously configured subranges within that range, those subranges are merged into the new one, freeing subrange resources. There is no **no** version.

**Syntax** atm bulk-config *bulkConfigName* modify vc-range *vpiStart vpiEnd vciStart vciEnd*

- *bulkConfigName*—Name of the VC range; string of up to 80 characters
- *vpiStart*—Starting virtual path identifier (inclusive) of the VC subrange you are configuring
- *vpiEnd*—Ending virtual path identifier (inclusive) of the VC subrange you are configuring
- *vciStart*—Starting virtual circuit identifier (inclusive) of the VC subrange you are configuring
- *vciEnd*—Ending virtual circuit identifier (inclusive) of the VC subrange you are configuring

**Mode** Interface Configuration

**Release Information** Command introduced before JUNOS Release 7.1.0.

## atm bulk-config shutdown

---

**Description** Administratively disables (shuts down) the specified VC range or subrange. The **no** version reenables the specified VC range or the specified subranges; this is the default condition.

**Syntax** [ no ] atm bulk-config *bulkConfigName* shutdown  
[ vc-range *vpiStart vpiEnd vciStart vciEnd* ]

- *bulkConfigName*—Name of the VC range; string of up to 80 characters
- *vpiStart*—Starting virtual path identifier (inclusive) of the VC subrange you are configuring
- *vpiEnd*—Ending virtual path identifier (inclusive) of the VC subrange you are configuring
- *vciStart*—Starting virtual circuit identifier (inclusive) of the VC subrange you are configuring
- *vciEnd*—Ending virtual circuit identifier (inclusive) of the VC subrange you are configuring

**Mode** Interface Configuration

**Release Information** Command introduced before JUNOS Release 7.1.0.



## atm cac

---

**Description** Enables CAC on the ATM interface. If the subscription limit or UBR weight parameters are set to zero, the router uses the effective port bandwidth as the subscription bandwidth. The effective bandwidth varies according to line module. The **no** version disables CAC on the interface.



**NOTE:** If you modify one of these parameters after CAC is enabled, you must modify both parameters. Otherwise, the parameter not specified reverts to its default value.

---

**Syntax** [ no ] atm cac [ *subscriptionBandwidth* ] [ *ubr ubrWeight* ]

- *subscriptionBandwidth*—Maximum allowable bandwidth on this port in the range 0–21 474 826 47 Kbps; default value is 0
- *ubrWeight*—Bandwidth associated with UBR and UBR-PCR connections in the range 0–21 474 826 47 Kbps; default value is 0

**Mode** Interface Configuration

**Release Information** Command introduced before JUNOS Release 7.1.0.

## atm cell-packing

**Description** Configures cell concatenation parameters for an ATM 1483 subinterface that provides ATM layer 2 services over MPLS with virtual channel connection (VCC) cell relay encapsulation. The **no** version restores the default cell concatenation parameters for the subinterface.



**NOTE:** See the **atm mcpt-timers** command for information about configuring systemwide values for the three ATM Martini cell packing timers to define the cell collection time threshold.

**Syntax** atm cell-packing *maxCellsPerPacket* mcpt-timer *timerIdentifier*  
no atm cell-packing

- *maxCellsPerPacket*—Maximum number of ATM cells in the range 1–190 that the router can concatenate in a single VCC cell relay–encapsulated packet and transmit on an MPLS pseudowire connection; default value is 1 cell per packet
- *timerIdentifier*—Integer in the range 1–3 that identifies which of the three ATM Martini cell packing timers (timer 1, timer 2, or timer 3) you want to use to detect timeout of the cell collection time threshold; default value is 1. When the timer expires, the router forwards the packet even if the number of concatenated ATM cells in the packet is fewer than the specified maximum number of cells per packet.

**Mode** Subinterface Configuration

**Release Information** Command introduced before JUNOS Release 7.1.0.

### Related Topics

- Configuring an MPLS Pseudowire with VCC Cell Relay Encapsulation

## atm-cell-mode

**Description** Accounts for the ATM cell tax in rate calculations for interface types that support rate-limiting and are stackable over ATM. The **no** version restores the default, which uses the frame size with the layer 2 header included.

**Syntax** [ no ] atm-cell-mode

**Mode** Policy List Configuration

**Release Information** Command introduced in JUNOS Release 7.2.0.

### Related Topics

- Enabling ATM Cell Mode

## atm classifier-list

---

**Description** Creates a classifier control list that can only be used in ATM policy lists. The **no** version removes the ATM classifier control list. ATM packets are classified on CLP. The CLP bit is not available on frame-based interfaces on E-series router line modules.

**Syntax** atm classifier-list *classifierName* [ traffic-class *trafficClassName* ]  
[ color { green | yellow | red } ] [ user-packet-class *userPacketClassValue* ]  
[ clp *clpValue* ]  
no atm classifier-list *classifierName* [ *classifierNumber* ]

- *classifierName*—Name of the classifier control list entry
- *trafficClassName*—Name of the traffic class to match
- green—Matches packet color to green, indicating a low drop preference
- yellow—Matches packet color to yellow, indicating a medium drop preference
- red—Matches packet color to red, indicating a high drop preference
- *userPacketClassValue*—User packet value to match in the range 0–15
- *clpValue*—Value of the CLP, 0 or 1
- *classifierNumber*—Index of the classifier control list entry to be deleted

**Mode** Global Configuration

**Release Information** Command introduced in JUNOS Release 7.1.0.

### Related Topics

- Creating or Modifying Classifier Control Lists for ATM Policy Lists

## atm class-vc

---

**Description** Assigns a previously configured VC class to a base profile for a dynamic ATM 1483 subinterface. Issuing this command applies the set of attributes in the specified VC class to all bulk-configured VC ranges that are dynamically created from this profile. The **no** version removes the VC class association with the base profile.

**Syntax** atm class-vc *vcClassName*  
no atm class-vc [ *vcClassName* ]

- *vcClassName*—Name of the VC class configured with the **vc-class atm** command

**Mode** Profile Configuration

**Release Information** Command introduced in JUNOS Release 7.3.0.

## atm clock internal

---

**Description** Causes the ATM interface to generate the transmit clock internally. The **no** version causes ATM interfaces to recover the clock from the received signal. If the internal clock is chosen and no internal source is specified, then the internal clock source is taken from the line module.

**Syntax** [ no ] atm clock internal [ *internalSource* ]

- *internalSource*—One of the following:
  - module—Specifies that the internal clock is from the line module
  - chassis—Specifies that the internal clock is from the configured router clock

**Mode** Interface Configuration

**Release Information** Command introduced before JUNOS Release 7.1.0.

## atm description

---

**Description** Assigns a text description or alias to the ATM interface. The first 32 characters of the description are pushed out to RADIUS during authentication and accounting. The **show atm interface** command displays the text description. The **no** version removes the text description or alias.

**Syntax** atm description *name*  
no atm description

- *name*—Text string or alias of up to 255 characters; can include the # (pound sign) character

**Mode** Interface Configuration

**Release Information** Command introduced before JUNOS Release 7.1.0.

## atm dos-protection-group

---

**Description** Attaches an ATM denial of service (DoS) protection group to an interface. The **no** version removes the DoS protection group.

**Syntax** atm dos-protection-group *groupName*  
no atm dos-protection-group

- *groupName*—Name of the DoS protection group; string of up to 31 alphanumeric characters

**Mode** Interface Configuration

**Release Information** Command introduced in JUNOS Release 8.1.0.

## atm framing

---

**Description** Configures T3 or E3 framing on an ATM interface. The **no** version returns framing to the default. For a T3 interface, the default value is cbitplcp. For an E3 interface, the default value is g751plcp.

**Syntax** atm framing *framingType*  
no atm framing

- *framingType*—One of the following:
  - cbitadm—c-bit with ATM direct mapping for a DS3 (T3) interface
  - cbitplcp—c-bit with PLCP framing for a DS3 (T3) interface (default for T3)
  - g832adm—G.832 ATM direct mapping for an E3 interface
  - g751adm—G.751 ATM direct mapping for an E3 interface
  - g751plcp—G.751 PLCP mapping for an E3 interface (default for E3)
  - m23adm—M23 ATM direct mapping for a DS3 (T3) interface
  - m23plcp—M23 with PLCP framing for a DS3 (T3)

**Mode** Interface Configuration

**Release Information** Command introduced before JUNOS Release 7.1.0.

## atm ilmi-enable

---

**Description** Enables ILMI on the interface. The **no** version removes the ILMI PVC.

**Syntax** [ no ] atm ilmi-enable

**Mode** Interface Configuration

**Release Information** Command introduced before JUNOS Release 7.1.0.

## atm ilmi-keepalive

---

**Description** Enables generation of ILMI keepalive messages on the router, affecting the operational state of the ATM interface. The **no** version disables the generation of keepalive messages.

**Syntax** [ no ] atm ilmi-keepalive [ *seconds* ]

- *seconds*—Number in the range 0–4294967295; the interval in seconds between two consecutive ILMI keepalive requests

**Mode** Interface Configuration

**Release Information** Command introduced before JUNOS Release 7.1.0.

## atm lbo

---

|                            |                                                                                                                                                                                                                                                                 |
|----------------------------|-----------------------------------------------------------------------------------------------------------------------------------------------------------------------------------------------------------------------------------------------------------------|
| <b>Description</b>         | Specifies the cable length (line build-out) for the ATM T3 or E3 interface. The length of cable determines power requirements. The <b>no</b> version restores the default value.                                                                                |
| <b>Syntax</b>              | <pre>atm lbo { long   short }</pre> <pre>no atm lbo</pre> <ul style="list-style-type: none"> <li>■ <b>long</b>—Specifies cable length in the range 226–450 feet</li> <li>■ <b>short</b>—Specifies cable length in the range 0–225 feet (the default)</li> </ul> |
| <b>Mode</b>                | Interface Configuration                                                                                                                                                                                                                                         |
| <b>Release Information</b> | Command introduced before JUNOS Release 7.1.0.                                                                                                                                                                                                                  |

## atm mcpt-timers

---

|                    |                                                                                                                                                                                                                                                                                                                                                                                                                                                                                                                                                 |
|--------------------|-------------------------------------------------------------------------------------------------------------------------------------------------------------------------------------------------------------------------------------------------------------------------------------------------------------------------------------------------------------------------------------------------------------------------------------------------------------------------------------------------------------------------------------------------|
| <b>Description</b> | Configures systemwide values for the three ATM Martini cell packing timers. These timers define the time threshold that the router uses to collect and concatenate ATM cells in a single VCC cell relay–encapsulated packet and transmit the packet on an MPLS pseudowire connection. When the timer expires, the router forwards the packet even if the number of concatenated ATM cells in the packet is fewer than the specified maximum number of cells per packet. The <b>no</b> version restores the default values for all three timers. |
|--------------------|-------------------------------------------------------------------------------------------------------------------------------------------------------------------------------------------------------------------------------------------------------------------------------------------------------------------------------------------------------------------------------------------------------------------------------------------------------------------------------------------------------------------------------------------------|



**NOTE:** See the **atm cell-packing** command for information about specifying the maximum number of concatenated cells per packet and identifying which of the three ATM Martini cell packing timers you want to use to detect timeout of the cell collection threshold.

|                            |                                                                                                                                                                                                                                                                                                                                                                                                             |
|----------------------------|-------------------------------------------------------------------------------------------------------------------------------------------------------------------------------------------------------------------------------------------------------------------------------------------------------------------------------------------------------------------------------------------------------------|
| <b>Syntax</b>              | <pre>atm mcpt-timers timer1 timer2 timer3</pre> <pre>no atm mcpt-timers</pre> <ul style="list-style-type: none"> <li>■ <b>timer1</b>—Number of microseconds in the range 100–4095; default value is 100</li> <li>■ <b>timer2</b>—Number of microseconds in the range 100–4095; default value is 500</li> <li>■ <b>timer3</b>—Number of microseconds in the range 100–4095; default value is 1000</li> </ul> |
| <b>Mode</b>                | Global Configuration                                                                                                                                                                                                                                                                                                                                                                                        |
| <b>Release Information</b> | Command introduced before JUNOS Release 7.1.0.                                                                                                                                                                                                                                                                                                                                                              |
| <b>Related Topics</b>      | <ul style="list-style-type: none"> <li>■ Configuring an MPLS Pseudowire with VCC Cell Relay Encapsulation</li> </ul>                                                                                                                                                                                                                                                                                        |

## atm oam

---

**Description** Configures F4 OAM on an interface or circuit. The **no** version deletes F4 OAM circuits.



**NOTE:** If you do not specify any options, both F4 end-to-end OAM and F4 segment OAM are enabled on all VPIs on the interface.

**Syntax** atm oam [ *vpi* ] [ [ seg-loopback | end-loopback [ loopback-timer *time* ] ]  
[ cc { source | sink | both } ] ]  
no atm oam [ *vpi* ] [ [ seg-loopback | end-loopback [ loopback-timer *time* ] ] ]

- *vpi*—VPI on which you want to enable F4 OAM. If you do not specify a VPI, F4 OAM flow is enabled on all VPIs on the interface.
- seg-loopback—Enables F4 segment OAM
- end-loopback—Enables F4 end-to-end OAM
- loopback-timer—To generate F4 loopback cells on the VPI, you must configure the loopback timer; you can set the loopback timer only for end-to-end loopback
- *time*—Time interval in the range 1–600 seconds between transmissions of F4 loopback cells.
- cc—Enables CC cells on the PVC; you can enable CC cells only on data circuits, not on control circuits, such as ILMI or signaling circuits
- sink—Enables this VC as a sink point (cell receiver)
- source—Enables this VC as the source point (cell generator)
- both—Enables this VC as both a sink point and a source point

**Mode** Interface Configuration, Subinterface Configuration

**Release Information** Command introduced before JUNOS Release 7.1.0.

## atm oam flush

---

**Description** Configures the router to ignore all OAM cells received on an ATM interface, and to stop sending OAM cells on this interface. OAM performs fault management and performance management functions on an ATM interface. The **no** version disables OAM flush on the interface.

**Syntax** [ no ] atm oam flush [ alarm-cells ]

- alarm-cells—Causes the router to ignore only AIS and RDI cells and to accept all other OAM cells

**Mode** Interface Configuration

**Release Information** Command introduced before JUNOS Release 7.1.0.

## atm oam loopback-location

---

**Description** Sets the location ID of the ATM interface. The **no** version returns the loopback location to the default setting of all 1s (ones).

**Syntax** atm oam loopback-location *locationID*  
 [ no ] atm oam loopback-location

- *locationID*—Value of the four-octet long location ID of the ATM interface

**Mode** Interface Configuration

**Release Information** Command introduced before JUNOS Release 7.1.0.

## atm policy

---

**Description** Assigns a policy list to the ingress or egress of an ATM interface. If you enter this command when the policy list does not exist, the router creates a policy list with a filter rule as the default. You must specify the **input** or **output** keyword to assign the policy list to the ingress or egress of the interface. The **no** version removes the association between a policy list and an interface.

**Syntax** atm policy { input | output } *policyName*  
 [ statistics { enabled [ preserve | merge ] | disabled [ merge ] } | merge ]  
 no atm policy { input | output } [ *policyName* ]

- input—Applies policy to data arriving at this interface
- output—Applies policy to data leaving this interface
- *policyName*—Name of the policy; a maximum of 40 characters
- statistics—Enables or disables collection of policy routing statistics
  - enabled—Enables collection of policy routing statistics
  - preserve—Preserves existing statistics for any classifier-list that is the same for both the new and old policy attachments when you attach a new policy to an interface
  - disabled—Disables collection of policy routing statistics
- merge—Enables merging of multiple policies to form a single policy

**Mode** Interface Configuration

**Release Information** Command introduced in JUNOS Release 7.1.0.  
**merge** keyword added in JUNOS Release 7.2.0.

### Related Topics

- Setting a Statistics Baseline



## atm policy-list

---

**Description** Creates an ATM policy list and accesses Policy List Configuration mode. If you execute an **atm policy-list** command and type **exit**, the router creates a policy list with a filter rule as the default. Attaching this policy list to an interface filters all packets on that interface. The **no** version removes a policy list.

**Syntax** [ no ] atm policy-list *policyName*

- *policyName*—Name of the policy list; a maximum of 40 characters

**Mode** Global Configuration

**Release Information** Command introduced in JUNOS Release 7.1.0.

**Related Topics**

- Creating Policy Lists for ATM

## atm pvc

---

**Description** From Interface Configuration or Subinterface Configuration mode, creates a PVC on an ATM interface. The **no** version removes the specified PVC.

From Profile Configuration mode, applies encapsulation, traffic-shaping, and OAM parameters to the range of PVCs configured on a static ATM AAL5 interface for use by a dynamic ATM 1483 subinterface. The **no** version restores the default service type, UBR, on the VC range.



**NOTE:** The optional *peak*, *average*, and *burst* parameters configure traffic-shaping parameters for the circuit. The allowable traffic-shaping features and range specifications depend on the line module capabilities.

**Syntax** To create a PVC on an ATM interface when using the **aal5snap**, **aal5autoconfig**, or **aal5mux ip** encapsulation type:

```
atm pvc vcd vpi vci encapsulation [cbr cbr | peak [average burst [rt]]]
[oam [seconds | cc [segment | end-to-end] { source | sink | both }]]
[inArp [minutes]]
```

```
no atm pvc vcd
```

To create a PVC on an ATM interface when using the **aal5all**, **aal0**, or **ilmi** encapsulation type:

```
atm pvc vcd vpi vci encapsulation [cbr cbr | peak [average burst [rt]]]
```

```
no atm pvc vcd
```

To use a profile to apply encapsulation and traffic-shaping parameters to a bulk range of PVCs configured for a dynamic ATM 1483 subinterface:

```
atm pvc encapsulation [cbr cbr | peak [average burst [rt]]] [oam seconds]
```

```
no atm pvc
```

- *vcd*—Virtual circuit descriptor that is an identifier for the VC in other commands; in the range 1–2147483647

- *vpi*—Virtual path identifier of this PVC. The allowable numeric range depends on the line module capabilities and current configuration. The VPI and VCI cannot both be set to 0; if one is 0, the other cannot be 0.
- *vci*—Virtual circuit identifier of this PVC. The allowable numeric range depends on the line module capabilities and current configuration. The VPI and VCI cannot both be set to 0; if one is 0, the other cannot be 0.
- *encapsulation*—Available options differ for ATM interfaces and dynamic ATM 1483 subinterfaces, as follows:
  - For PVCs created on ATM interfaces:
    - *aal5all*—Causes the router to pass through all ATM AAL5 traffic without interpreting it; supported for ATM layer 2 services over MPLS
    - *aal0*—Causes the router to receive raw ATM cells on this circuit and forward the cells without performing AAL5 packet reassembly; supported for ATM layer 2 services over MPLS
    - *aal5snap*—LLC encapsulated circuit; LLC/SNAP header precedes the protocol datagram
    - *aal5mux ip*—VC-based multiplexed circuit used for IP only
    - *aal5autoconfig*—Enables autodetection of the 1483 encapsulation (LLC/SNAP or VC multiplexed)
    - *ilmi*—Integrated local management interface encapsulation
  - For PVCs created on dynamic ATM 1483 subinterfaces:
    - *aal5snap*—LLC encapsulated circuit; LLC/SNAP header precedes the protocol datagram
    - *aal5mux ip*—VC-based multiplexed circuit used for IP only
    - *aal5autoconfig*—Enables autodetection of the 1483 encapsulation (LLC/SNAP or VC multiplexed)
- *cbr*—Constant bit rate in Kbps
- *peak*—PCR in Kbps
- *average*—Average rate in Kbps; also referred to as SCR
- *burst*—Length in cells of the burst; also referred to as MBS
- *rt*—Selects VBR-RT as the service type; the default type is VBR-NRT. You can select **rt** only if you set the *peak*, *average*, and *burst* parameters.
- *oam*—Enables generation of OAM F5 loopback cells on this circuit. This option enables VC integrity features that affect the operational state of the ATM PVC. You can use the **oam** keyword only if you specify the **aal5snap**, **aal5autoconfig**, or **aal5mux ip** encapsulation type.
- *seconds*—Time interval in the range 1–600 seconds between transmissions of OAM F5 end-to-end loopback cells for VC connectivity verification.
- *inArp*—Enables Inverse ARP. You can use the **inArp** keyword only if you specify the **aal5snap** encapsulation type.

- *minutes*—Inverse ARP refresh rate in minutes; 15 minutes is the default
- *cc*—Enables CC cells on the PVC; you can enable CC cells only on data circuits, not on control circuits, such as ILMI or signaling circuits
- *segment*—Opens an OAM CC segment cell flow
- *end-to-end*—Opens an OAM CC end-to-end cell flow
- *sink*—Enables this VC as a sink point (cell receiver)
- *source*—Enables this VC as the source point (cell generator)
- *both*—Enables this VC as both a sink point and a source point

**Mode** Interface Configuration, Profile Configuration, Subinterface Configuration

**Release Information** Command introduced before JUNOS Release 7.1.0.

**Related Topics**

- Configuring an MPLS Pseudowire with VCC Cell Relay Encapsulation
- Configuring Local ATM Cross-Connects with AAL5 Encapsulation
- Configuring MPLS LSPs

## atm shutdown

---

**Description** Administratively disables an ATM interface. The **no** version enables a disabled interface.

**Syntax** [ no ] atm shutdown

**Mode** Interface Configuration

**Release Information** Command introduced before JUNOS Release 7.1.0.

## atm snmp trap link-status

---

**Description** Enables SNMP link status traps on the ATM layer on a per-interface basis. The **no** version disables the traps.

**Syntax** [ no ] atm snmp trap link-status

**Mode** Interface Configuration

**Release Information** Command introduced before JUNOS Release 7.1.0.

## atm sonet stm-1

---

|                            |                                                                                                                                              |
|----------------------------|----------------------------------------------------------------------------------------------------------------------------------------------|
| <b>Description</b>         | Sets the mode of operation on the physical interface to SDH STM-1. The <b>no</b> version restores the default value, SONET STS-3c operation. |
| <b>Syntax</b>              | [ no ] atm sonet stm-1                                                                                                                       |
| <b>Mode</b>                | Interface Configuration                                                                                                                      |
| <b>Release Information</b> | Command introduced before JUNOS Release 7.1.0.                                                                                               |

## atm uni-version

---

|                            |                                                                                                                                                    |
|----------------------------|----------------------------------------------------------------------------------------------------------------------------------------------------|
| <b>Description</b>         | Specifies the UNI version the interface should use. There is no <b>no</b> version.                                                                 |
| <b>Syntax</b>              | atm uni-version <i>versionNumber</i> <ul style="list-style-type: none"> <li>■ <i>versionNumber</i>—UNI version number: 3.0, 3.1, or 4.0</li> </ul> |
| <b>Mode</b>                | Interface Configuration                                                                                                                            |
| <b>Release Information</b> | Command introduced before JUNOS Release 7.1.0.                                                                                                     |

## atm vc-per-vp

---

|                    |                                                                                                                                                                                                                                                                                                                                    |
|--------------------|------------------------------------------------------------------------------------------------------------------------------------------------------------------------------------------------------------------------------------------------------------------------------------------------------------------------------------|
| <b>Description</b> | Configures the number of virtual circuits per virtual path. This command controls the VPI and VCI range on the ATM interface. The allowable configuration range depends on the line module. The router will not execute the command if any virtual circuits are open on the interface. The <b>no</b> version restores the default. |
|--------------------|------------------------------------------------------------------------------------------------------------------------------------------------------------------------------------------------------------------------------------------------------------------------------------------------------------------------------------|



**NOTE:** This command is not available for ATM interfaces on the E120 router and the E320 router because they support the entire VPI/VCI range.

**NOTE:** The minimum number of VCs per VP is 4096 for OC3-4 modules and 1024 for T3 ATM modules. If you enter a value that is below the minimum, the router uses the minimum value.

**NOTE:** VCs and VP tunnels must not exist when you issue this command. If they do, you must delete the VC and VP tunnel configuration before you issue this command.

---

|                            |                                                                                                                                                                     |
|----------------------------|---------------------------------------------------------------------------------------------------------------------------------------------------------------------|
| <b>Syntax</b>              | atm vc-per-vp [ <i>vcCount</i> ]<br>no atm vc-per-vp <ul style="list-style-type: none"> <li>■ <i>vcCount</i>—Number of virtual circuits per virtual path</li> </ul> |
| <b>Mode</b>                | Interface Configuration                                                                                                                                             |
| <b>Release Information</b> | Command introduced before JUNOS Release 7.1.0.                                                                                                                      |

## atm vp-description

---

**Description** Assigns a text description to an individual virtual path (VP) on an ATM interface. Use the **show atm vp-description** command to display the description. The **no** version restores the default value, a null string.

**Syntax** atm vp-description *vpi* *description*  
no atm vp-description *vpi*

- *vpi*—Virtual path identifier number in the range 0–255
- *description*—Text string or alias for the specified VPI; up to 32 characters

**Mode** Interface Configuration

**Release Information** Command introduced before JUNOS Release 7.1.0.

## atm-vp qos-parameter

---

**Description** Attaches a QoS parameter instance to the specified VP on the ATM major interface. The **no** version detaches the parameter instance from the specified VP.

**Syntax** atm-vp *vpi* qos-parameter *qosParameterInstanceName* *qosParameterInstanceValue*  
no atm-vp *vpi* qos-parameter *qosParameterInstanceName*

- *vpi*—Virtual path identifier of this PVC; number in the range 0–255
- *qosParameterInstanceName*—Name of the parameter instance that you want to attach to the VP
- *qosParameterInstanceValue*—Number of the scheduler rate for the parameter instance; the default value is the minimum value defined in the parameter definition

**Mode** Interface Configuration

**Release Information** Command introduced in JUNOS Release 7.1.0.

### Related Topics

- Creating Parameter Instances

## atm-vp qos-profile

---

**Description** Attaches a QoS profile to the specified VP on the interface. The **no** version detaches the QoS profile from the VP.

**Syntax** [ no ] atm-vp *vpi* qos-profile *qosProfileName*

- *vpi*—Virtual path identifier of this PVC; number in the range 0–255
- *qosProfileName*—Name of the QoS profile that you want to attach to the VP

**Mode** Interface Configuration

**Release Information** Command introduced before JUNOS Release 7.1.0.

**Related Topics**

- Attaching a QoS Profile to an Interface

## atm vp-tunnel

---

**Description** Defines a virtual path tunnel and configures the rate of traffic flow within the tunnel. For QoS configurations, use to configure a shapeless VP tunnel. The **no** version removes the restriction.

**Syntax** atm vp-tunnel *vpi* [ *cbr* ] [ *kbps* ]  
no atm vp-tunnel *vpi*

- *vpi*—Number in the range 0–255; virtual path identifier of this PVC
- *cbr*—Specifies the service class as constant bit rate
- *kbps*—Tunnel rate for a virtual path. The aggregate to this traffic from all circuits configured in the tunnel is held to the specified rate. Certain line modules may have minimum rates for VP tunnels. Using a rate of 0 configures a shapeless tunnel (a tunnel with no rate) that is used for VP shaping in the SAR.

**Mode** Interface Configuration

**Release Information** Command introduced before JUNOS Release 7.1.0.

## authentication

---

**Description** Specifies the authentication method to use in the IKE policy. The **no** version restores the default, preshared keys.

**Syntax** authentication { rsa-sig | pre-share }  
no authentication

- rsa-sig—Specifies RSA signature as the authentication method
- pre-share—Specifies preshared keys as the authentication method

**Mode** IKE Policy Configuration

**Release Information** Command introduced before JUNOS Release 7.1.0.

## authentication key

---

**Description** Specifies the password for text authentication and the key for MD5 authentication for RIP remote-neighbor interface. The **no** version clears the key for the interface. Supported only in RIP version 2. Authentication is disabled by default.

**Syntax** authentication key [ 0 | 8 ] *authkey*  
no authentication key

- 0—Indicates the *authKey* is entered in unencrypted form (plaintext); this is the default option
- 8—Indicates the *authKey* is entered in encrypted form (ciphertext)
- *authkey*—Password sent with RIP messages or the key used to encrypt/decrypt RIP messages, depending on the authentication mode set for this remote-neighbor interface.

**Mode** Remote Neighbor Configuration

**Release Information** Command introduced before JUNOS Release 7.1.0.

## authentication-key

---

**Description** Enables simple password authentication and assigns a password used by OSPF remote neighbors. The **no** version deletes the password.

**Syntax** authentication-key [ 0 | 8 ] *authKey*  
no authentication-key

- 0—Indicates the *authKey* is entered in unencrypted form (plaintext); this is the default option
- 8—Indicates the *authKey* is entered in encrypted form (ciphertext)
- *authKey*—Password; string of up to 8 characters

**Mode** Remote Neighbor Configuration

**Release Information** Command introduced before JUNOS Release 7.1.0.

## authentication message-digest

---

**Description** Specifies that MD5 authentication is used for the OSPF remote-neighbor interface. There is no **no** version.

**Syntax** authentication message-digest

**Mode** Remote Neighbor Configuration

**Release Information** Command introduced before JUNOS Release 7.1.0.

## authentication mode

---

**Description** Specifies the type of authentication used on the RIP remote-neighbor interface. Authentication is disabled by default. The **no** version removes authentication from the interface. Supported only in RIP version 2.

**Syntax** authentication mode { text | md5 *keyID* }  
no authentication mode

- text—Sends a simple text password with each RIP message; if the password is not possessed by remote neighbors, the message is rejected
- md5—Encrypts and compresses the RIP message with MD5 message-digest algorithms
- *keyID*—Number identifying the MD5 key in the range 1–255; remote neighbors must share the MD5 key to decrypt the message and encrypt the response

**Mode** Remote Neighbor Configuration

**Release Information** Command introduced before JUNOS Release 7.1.0.



## authentication-none

---

|                            |                                                                                                                       |
|----------------------------|-----------------------------------------------------------------------------------------------------------------------|
| <b>Description</b>         | Specifies that no authentication is to be used for the OSPF remote-neighbor interface. There is no <b>no</b> version. |
| <b>Syntax</b>              | authentication-none                                                                                                   |
| <b>Mode</b>                | Remote Neighbor Configuration                                                                                         |
| <b>Release Information</b> | Command introduced before JUNOS Release 7.1.0.                                                                        |

## authorization

---

|                            |                                                                                                                                                                                                                                                                                                                                                                                                                                                                                                                                                                                    |
|----------------------------|------------------------------------------------------------------------------------------------------------------------------------------------------------------------------------------------------------------------------------------------------------------------------------------------------------------------------------------------------------------------------------------------------------------------------------------------------------------------------------------------------------------------------------------------------------------------------------|
| <b>Description</b>         | Enables AAA authorization for a specified vty line or group of vty lines. Associates the authorization list with the specified line. If the list does not exist or is empty, authorization always succeeds. For a command to be authorized, its level must match exactly with the level of one of the configured lists. The <b>no</b> version disables authorization.                                                                                                                                                                                                              |
| <b>Syntax</b>              | <pre>authorization { exec   commands <i>level</i> } <i>authorListName</i><br/>no authorization {exec   commands <i>level</i> }</pre> <ul style="list-style-type: none"><li>■ <b>exec</b>—Applies this authorization to CLI access in general</li><li>■ <b>commands</b>—Applies this authorization to user commands of the specified privilege level</li><li>■ <b>level</b>—Privilege level; a number in the range 0–15</li><li>■ <b>authorListName</b>—Name of an authorization method list of up to 32 characters; if no methods list is specified, the default is used</li></ul> |
| <b>Mode</b>                | Line Configuration                                                                                                                                                                                                                                                                                                                                                                                                                                                                                                                                                                 |
| <b>Release Information</b> | Command introduced before JUNOS Release 7.1.0.                                                                                                                                                                                                                                                                                                                                                                                                                                                                                                                                     |

## authorization change

---

|                            |                                                                                                                                                                                                                                                                                                           |
|----------------------------|-----------------------------------------------------------------------------------------------------------------------------------------------------------------------------------------------------------------------------------------------------------------------------------------------------------|
| <b>Description</b>         | Enables the router to receive change-of-authorization messages, such as packet mirroring attributes and Service Manager attributes, from the RADIUS server. The <b>no</b> version restores the default, in which support for RADIUS-initiated change-of-authorization messages is disabled on the router. |
| <b>Syntax</b>              | [ no ] authorization change                                                                                                                                                                                                                                                                               |
| <b>Mode</b>                | RADIUS Configuration                                                                                                                                                                                                                                                                                      |
| <b>Release Information</b> | Command introduced before JUNOS Release 7.1.0.                                                                                                                                                                                                                                                            |
| <b>Related Topics</b>      | <ul style="list-style-type: none"><li>■ Configuring RADIUS-Based Mirroring</li></ul>                                                                                                                                                                                                                      |

## auth-router-name

**Description** Assigns an access virtual router. The **no** version restores the default router.



**NOTE:** This command replaces the deprecated **router-name** command, which may be removed completely in a future release.

**Syntax** [ no ] auth-router-name *vrName*

- *vrName*—Name of the virtual router; string of 1–32 alphanumeric characters

**Mode** Domain Map Configuration

**Release Information** Command introduced in JUNOS Release **TBD**.

## auto-configure

**Description** Specifies the type(s) of dynamic encapsulations that are accepted or detected by the static ATM 1483 interface. Optionally, specifies the lockout time range for the encapsulation type. You can enter this command repeatedly in Subinterface Configuration mode. The **no** version terminates detection of the specified encapsulation type or, if the **lockout-time** keyword is specified, restores the lockout time range to its default values.



**NOTE:** Encapsulation type lockout is available for bridged Ethernet, IP, PPP, and PPPoE encapsulation types.

**Syntax** auto-configure *upperInterfaceType* [ lockout-time { *minValue* *maxValue* | none } ]  
no auto-configure *upperInterfaceType* [ lockout-time ]

- *upperInterfaceType*—One of the following dynamic encapsulation types:
  - bridgedEthernet
  - ip
  - ppp
  - pppoe
- *minValue*—Minimum lockout time in the range 1–86400 seconds (24 hours); default value is 1 second
- *maxValue*—Maximum lockout time in the range 1–86400 seconds (24 hours); default value is 300 seconds (5 minutes)
- none—Disables lockout for the specified dynamic encapsulation type

**Mode** Interface Configuration, Subinterface Configuration

**Release Information** Command introduced before JUNOS Release 7.1.0.

## auto-configure atm1483

---

**Description** Configures the static ATM AAL5 interface to support autodetection of an ATM 1483 dynamic encapsulation type. The **no** version terminates autodetection of the ATM 1483 encapsulation type.

**Syntax** [ no ] auto-configure atm1483

**Mode** Interface Configuration

**Release Information** Command introduced before JUNOS Release 7.1.0.

## auto-configure vlan

---

**Description** Configures the static VLAN major interface to support autodetection of a dynamic VLAN subinterface. The **no** version terminates autodetection of the VLAN subinterface.

**Syntax** [ no ] auto-configure vlan

**Mode** Interface Configuration

**Release Information** Command introduced in JUNOS Release 7.1.0.

## auto-cost reference-bandwidth

---

**Description** Controls how OSPFv3 calculates default metrics for the interface. The **no** version assigns cost based only on the interface type.

**Syntax** [ no ] auto-cost reference-bandwidth *refBw*

- *refBw*—Bandwidth in megabits per second in the range 1–4294967; default value is 100

**Mode** Router Configuration

**Release Information** Command introduced before JUNOS Release 7.1.0.

## automatic-virtual-link

---

**Description** Enables or disables automatic virtual link configuration. The **no** version disables an automatic virtual link.

**Syntax** [ no ] automatic-virtual-link

**Mode** Router Configuration

**Release Information** Command introduced before JUNOS Release 7.1.0.

## auto-summary

---

**Description** Reenables the automatic summarization of routes redistributed into BGP to their natural network masks. Automatic summarization is enabled by default. The **no** version disables automatic summarization.

**Syntax** [ no ] auto-summary

**Mode** Address Family Configuration, Router Configuration

**Release Information** Command introduced before JUNOS Release 7.1.0.

## average-length-exponent

---

**Description** Specifies the exponent used to weight the average queue length over time, controlling WRED responsiveness. The **no** version negates the average-length-exponent.

**Syntax** average-length-exponent *exponent*  
no average-length-exponent

- *exponent*—Total average queue length (TAQL) coefficient

**Mode** Drop Profile Configuration

**Release Information** Command introduced before JUNOS Release 7.1.0.

**Related Topics**

- Configuring RED
- Configuring WRED

## avp

---

**Description** Configures the L2TP tunnel switching behavior for a specified L2TP AVP type. The **no** version restores the default L2TP tunnel switching behavior for AVPs of the specified type.

**Syntax** *avp avpType action*  
*no avp avpType*

- *avpType*—One of the following L2TP AVPs
  - *bearer-type*—L2TP Bearer Type AVP 18; by default, the router regenerates this AVP at the outbound LAC session, based on the local policy that is in effect
  - *calling-number*—L2TP Calling Number AVP 22; by default, the router regenerates this AVP at the outbound LAC session, based on the local policy that is in effect
  - *cisco-nas-port*—Cisco NAS Port Info AVP 100; by default, the router drops this AVP
- *action*—One of the following actions that characterize the tunnel switching behavior; currently, only the **relay** action is supported
  - *relay*—Causes the router to preserve the value of an incoming AVP of the specified type when packets are switched between an inbound LNS session and an outbound LAC session

**Mode** L2TP Tunnel Switch Profile Configuration

**Release Information** Command introduced in JUNOS Release 7.2.0.

## bandwidth

---

|                            |                                                                                                                                                                                                                        |
|----------------------------|------------------------------------------------------------------------------------------------------------------------------------------------------------------------------------------------------------------------|
| <b>Description</b>         | Specifies the total bandwidth available on the interface. The <b>no</b> version removes the admission control configuration from the interface. For total reservable bandwidth, see the <b>mpls bandwidth</b> command. |
| <b>Syntax</b>              | bandwidth <i>bandwidth</i><br>no bandwidth <ul style="list-style-type: none"> <li>■ <i>bandwidth</i>—Available bandwidth in kilobits per second, a value from 1–10,000,000</li> </ul>                                  |
| <b>Mode</b>                | Interface Configuration, Subinterface Configuration                                                                                                                                                                    |
| <b>Release Information</b> | Command introduced before JUNOS Release 7.1.0.                                                                                                                                                                         |

## bandwidth oversubscription

---

|                            |                                                                                                                                                    |
|----------------------------|----------------------------------------------------------------------------------------------------------------------------------------------------|
| <b>Description</b>         | Allows the line modules to operate below line rate performance. The <b>no</b> version forces the line modules to operate at line rate performance. |
| <b>Syntax</b>              | [ no ] bandwidth oversubscription                                                                                                                  |
| <b>Mode</b>                | Privileged Exec                                                                                                                                    |
| <b>Release Information</b> | Command introduced before JUNOS Release 7.1.0.                                                                                                     |

## banner

---

|                            |                                                                                                                                                                                                                                                                                                                                                                                                                                                                                                                                                                                                                                                                                                                                                                    |
|----------------------------|--------------------------------------------------------------------------------------------------------------------------------------------------------------------------------------------------------------------------------------------------------------------------------------------------------------------------------------------------------------------------------------------------------------------------------------------------------------------------------------------------------------------------------------------------------------------------------------------------------------------------------------------------------------------------------------------------------------------------------------------------------------------|
| <b>Description</b>         | Configures message-of-the-day, login, or exec banners to be displayed by the CLI. If you do not specify an option, the behavior is the same as if you specified the <b>motd</b> option. The <b>no</b> version deletes the banner.                                                                                                                                                                                                                                                                                                                                                                                                                                                                                                                                  |
| <b>Syntax</b>              | banner [ motd   login   exec ] <i>bannerText</i><br>no banner [ motd   login   exec ] <ul style="list-style-type: none"> <li>■ <b>motd</b>—Displays the banner when a console or vty connection is initiated</li> <li>■ <b>login</b>—Displays the banner before any user authentication (line or RADIUS authentication); the banner is also displayed if user authentication is not configured</li> <li>■ <b>exec</b>—Displays the banner after user authentication (if any) and before the first prompt of a CLI session</li> <li>■ <i>bannerText</i>—Alphanumeric string truncated at 1024 characters; delimited by the first character of the string, which must be repeated at the end of the string and must not occur anywhere else in the string</li> </ul> |
| <b>Mode</b>                | Global Configuration                                                                                                                                                                                                                                                                                                                                                                                                                                                                                                                                                                                                                                                                                                                                               |
| <b>Release Information</b> | Command introduced before JUNOS Release 7.1.0.                                                                                                                                                                                                                                                                                                                                                                                                                                                                                                                                                                                                                                                                                                                     |

## baseline aaa

---

**Description** Sets a statistics baseline for authentication and authorization statistics. The router implements the baseline by reading and storing the statistics at the time the baseline is set and then subtracting this baseline whenever baseline-relative statistics are retrieved. There is no **no** version.

**Syntax** baseline aaa

**Mode** Privileged Exec

**Release Information** Command introduced before JUNOS Release 7.1.0.

## baseline aaa route-download

---

**Description** Sets a statistics baseline for route downloads. The router implements the baseline by reading and storing the statistics at the time the baseline is set and then subtracting this baseline whenever baseline-relative statistics are retrieved. There is no **no** version.

**Syntax** baseline aaa route-download

**Mode** Privileged Exec

**Release Information** Command introduced in JUNOS Release 8.1.0.

## baseline atm vp interface

---

**Description** Sets a statistics baseline for an ATM virtual path (VP) interface. The router implements the baseline by reading and storing the statistics at the time the baseline is set and then subtracting this baseline whenever baseline-relative statistics are retrieved. There is no **no** version.

**Syntax** baseline atm vp interface atm *interfaceSpecifier* *vpi*

- *interfaceSpecifier*—ATM interface specifier; see *Interface Types and Specifiers* in *About This Guide*
- *vpi*—Virtual path identifier of the PVC. The numeric range depends on the line module capabilities and current configuration.

**Mode** Privileged Exec

**Release Information** Command introduced in JUNOS Release 7.1.0.

## baseline bridge

---

**Description** Sets a statistics baseline for a bridge group or VPLS instance. The router implements the baseline by reading and storing the statistics at the time the baseline is set and then subtracting this baseline whenever baseline-relative statistics are retrieved. There is no **no** version.

**Syntax** `baseline bridge { bridgeGroupName | vplsName }`

- *bridgeGroupName*—Name of a bridge group specified with the **bridge** command
- *vplsName*—Name of a VPLS instance created with the **bridge vpls transport-virtual-router** command

**Mode** Privileged Exec

**Release Information** Command introduced before JUNOS Release 7.1.0.  
*vplsName* variable added in JUNOS Release 7.1.0.

## baseline bridge interface

---

**Description** Sets a statistics baseline for a specified network interface belonging to a bridge group or VPLS instance. The router implements the baseline by reading and storing the statistics at the time the baseline is set and then subtracting this baseline whenever baseline-relative statistics are retrieved. There is no **no** version.



**NOTE:** Using the **baseline bridge interface** command for a VPLS instance affects the specified network interface associated with the VPLS instance, but has no effect on the VPLS virtual core interface, which represents all of the MPLS tunnels from the router to the remote VPLS edge (VE) devices. To set a statistics baseline for the VPLS virtual core interface, use the **baseline bridge interface vpls** command.

**Syntax** `baseline bridge interface interfaceType interfaceSpecifier`

- *interfaceType*—One of the following interface types listed in *Interface Types and Specifiers* in *About This Guide*:
  - atm
  - fastEthernet
  - gigabitEthernet
  - tenGigabitEthernet
- *interfaceSpecifier*—Particular interface; format varies according to interface type; see *Interface Types and Specifiers* in *About This Guide*

**Mode** Privileged Exec

**Release Information** Command introduced before JUNOS Release 7.1.0.



## baseline bridge interface vpls

---

**Description** Sets a statistics baseline for a VPLS instance on the VPLS virtual core interface, which represents all of the MPLS tunnels from the router to the remote VPLS edge (VE) devices. The router implements the baseline by reading and storing the statistics at the time the baseline is set and then subtracting this baseline whenever baseline-relative statistics are retrieved. There is no **no** version.



**NOTE:** Using the **baseline bridge interface vpls** command affects the VPLS virtual core interface, but has no effect on the network interfaces associated with the VPLS instance. To set a statistics baseline for a VPLS network interface, use the **baseline bridge interface** command.

**Syntax** baseline bridge interface vpls *vplsName*

- *vplsName*—Name of a VPLS instance created with the **bridge vpls transport-virtual-router** command

**Mode** Privileged Exec

**Release Information** Command introduced in JUNOS Release 7.1.0.

## baseline clns

---

**Description** Sets a statistics baseline for CLNS. The router implements the baseline by reading and storing the statistics at the time the baseline is set and then subtracting this baseline whenever baseline-relative statistics are retrieved. There is no **no** version.

**Syntax** baseline clns [ *interfaceType interfaceSpecifier* ]

- *interfaceType*—Interface type; see *Interface Types and Specifiers* in *About This Guide*
- *interfaceSpecifier*—Particular interface; format varies according to interface type; see *Interface Types and Specifiers* in *About This Guide*

**Mode** Privileged Exec

**Release Information** Command introduced before JUNOS Release 7.1.0.

## baseline cops

---

**Description** Sets a baseline for the Common Open Policy Service (COPS) statistics. The router implements the baseline by reading and storing the statistics at the time the baseline is set and then subtracting this baseline whenever baseline-relative statistics are retrieved. There is no **no** version.

**Syntax** baseline cops

**Mode** Privileged Exec

**Release Information** Command introduced in JUNOS Release 7.1.0.

## baseline dhcp

---

**Description** Sets a statistics baseline for DHCP relay and DHCP relay proxy statistics. The router implements the baseline by reading and storing the statistics at the time the baseline is set and then subtracting this baseline whenever baseline-relative statistics are retrieved. There is no **no** version.

**Syntax** `baseline dhcp { server | relay }`

- `server`—Sets baseline for DHCP proxy server statistics
- `relay`—Sets baseline for DHCP relay statistics

**Mode** Privileged Exec

**Release Information** Command introduced before JUNOS Release 7.1.0.

**Related Topics**

- Setting Baselines for DHCP Statistics

## baseline frame-relay interface

---

**Description** Sets a statistics baseline for Frame Relay and MLFR interfaces, subinterfaces, and circuits. The router implements the baseline by reading and storing the statistics at the time the baseline is set and then subtracting this baseline whenever baseline-relative statistics are retrieved. There is no **no** version.

**Syntax** `baseline frame-relay interface interfaceType interfaceSpecifier [ dlci ]`

- *interfaceType*—One of the following interface types listed in *Interface Types and Specifiers* in *About This Guide*:
  - `mlframe-relay`
  - `pos`
  - `serial`
  - `tunnel`
- *interfaceSpecifier*—Particular interface; format varies according to interface type; see *Interface Types and Specifiers* in *About This Guide*
- *dlci*—DLCI number to be used on the specified subinterface to identify a virtual circuit in the range 16–1007

**Mode** Privileged Exec

**Release Information** Command introduced before JUNOS Release 7.1.0.

## baseline frame-relay multilinkinterface

---

**Description** Sets a statistics baseline for MLFR links. The router implements the baseline by reading and storing the statistics at the time the baseline is set and then subtracting this baseline whenever baseline-relative statistics are retrieved. There is no **no** version.

**Syntax** baseline frame-relay multilinkinterface *interfaceType interfaceSpecifier*

- *interfaceType*—One of the following interface types listed in *Interface Types and Specifiers* in *About This Guide*:
  - serial
  - pos
- *interfaceSpecifier*—Particular interface; format varies according to interface type; see *Interface Types and Specifiers* in *About This Guide*

**Mode** Privileged Exec

**Release Information** Command introduced before JUNOS Release 7.1.0.

## baseline hdlc interface

---

**Description** Sets a statistics baseline for Cisco HDLC interfaces. The router implements the baseline by reading and storing the statistics at the time the baseline is set and then subtracting this baseline whenever baseline-relative statistics are retrieved. There is no **no** version.

**Syntax** baseline hdlc interface *interfaceType interfaceSpecifier*

- *interfaceType*—One of the following interface types listed in *Interface Types and Specifiers* in *About This Guide*:
  - pos
  - serial
- *interfaceSpecifier*—Particular interface; format varies according to interface type; see *Interface Types and Specifiers* in *About This Guide*

**Mode** Privileged Exec

**Release Information** Command introduced before JUNOS Release 7.1.0.

## baseline interface

---

**Description** Sets a statistics baseline for an interface or a specific ATM virtual circuit. The router implements the baseline by reading and storing the statistics at the time the baseline is set and then subtracting this baseline whenever baseline-relative statistics are retrieved. There is no **no** version.

**Syntax** `baseline interface interfaceType interfaceSpecifier [ vcd ]`

- *interfaceType*—Interface type; see *Interface Types and Specifiers* in *About This Guide*
- *interfaceSpecifier*—Particular interface; format varies according to interface type; see *Interface Types and Specifiers* in *About This Guide*
- *vcd*—Virtual circuit descriptor; number in the range 1–4294967295; an identifier for the VC in other commands (ATM interfaces only)

**Mode** Privileged Exec

**Release Information** Command introduced before JUNOS Release 7.1.0.

## baseline ip

---

**Description** Sets the baseline on general IP traffic statistics as the current value. There is no **no** version.

**Syntax** `baseline ip [ vrf vrfName ]`

- *vrfName*—Name of the VRF; string of 1–32 alphanumeric characters

**Mode** Privileged Exec

**Release Information** Command introduced before JUNOS Release 7.1.0.

## baseline ip bgp

---

**Description** Sets the baseline on all BGP statistics as the current value. There is no **no** version.

**Syntax** `baseline ip bgp`

**Mode** Privileged Exec

**Release Information** Command introduced before JUNOS Release 7.1.0.

## baseline ip dhcp-external

---

**Description** Sets a baseline for DHCP external server statistics. The router implements the baseline by reading and storing the statistics at the time the baseline is set and then subtracting this baseline whenever baseline-relative statistics are retrieved. There is no **no** version.

**Syntax** baseline ip dhcp-external

**Mode** Privileged Exec

**Release Information** Command introduced before JUNOS Release 7.1.0.

**Related Topics**

- Setting Baselines for DHCP Statistics

## baseline ip dhcp-local

---

**Description** Sets a baseline for DHCP local server statistics. The router implements the baseline by reading and storing the statistics at the time the baseline is set and then subtracting this baseline whenever baseline-relative statistics are retrieved. There is no **no** version.

**Syntax** baseline ip dhcp-local [ interface *interfaceType* *interfaceSpecifier* ]

- *interfaceType*—One of the following interface types listed in *Interface Types and Specifiers* in *About This Guide*:
  - atm
  - fastEthernet
  - gigabitEthernet
  - tenGigabitEthernet
- *interfaceSpecifier*—Particular interface; format varies according to interface type; see *Interface Types and Specifiers* in *About This Guide*

**Mode** Privileged Exec

**Release Information** Command introduced before JUNOS Release 7.1.0.

## baseline ip dvmrp

---

**Description** Sets a baseline for DVMRP statistics. The router implements the baseline by reading and storing the statistics at the time the baseline is set and then subtracting this baseline whenever baseline-relative statistics are retrieved. There is no **no** version.

**Syntax** baseline ip dvmrp

**Mode** Privileged Exec

**Release Information** Command introduced before JUNOS Release 7.1.0.

## baseline ip http

---

**Description** Sets a baseline for HTTP local server statistics. The router implements the baseline by reading and storing the statistics at the time the baseline is set and then subtracting this baseline whenever baseline-relative statistics are retrieved. There is no **no** version.

**Syntax** baseline ip http

**Mode** Privileged Exec

**Release Information** Command introduced in JUNOS Release 7.2.0.

## baseline ip igmp

---

**Description** Sets a baseline for IGMP statistics. The router implements the baseline by reading and storing the statistics at the time the baseline is set and then subtracting this baseline whenever baseline-relative statistics are retrieved. There is no **no** version.

**Syntax** baseline ip igmp

**Mode** Privileged Exec

**Release Information** Command introduced before JUNOS Release 7.1.0.

## baseline ip igmp-proxy interface

---

**Description** Sets the baseline on all IGMP statistics by setting the counters for the numbers of queries received and reports sent on the upstream interface to zero. There is no **no** version.

**Syntax** baseline ip igmp-proxy interface

**Mode** Privileged Exec

**Release Information** Command introduced before JUNOS Release 7.1.0.

## baseline ip inspection global

---

**Description** Sets a statistics baseline for global firewall statistics. The router implements the baseline by reading and storing the statistics at the time the baseline is set and then subtracting this baseline whenever baseline-relative statistics are retrieved. There is no **no** version.

**Syntax** baseline ip inspection global

**Mode** Privileged Exec

**Release Information** Command introduced before JUNOS Release 7.1.0.

## baseline ip inspection name

---

**Description** Sets a statistics baseline for the specified firewall inspection list. The router implements the baseline by reading and storing the statistics at the time the baseline is set and then subtracting this baseline whenever baseline-relative statistics are retrieved. There is no **no** version.

**Syntax** baseline ip inspection name [ *listName* ]

- *listName*—Name of the firewall inspection list; string of 1–32 alphanumeric characters

**Mode** Privileged Exec

**Release Information** Command introduced before JUNOS Release 7.1.0.

## baseline ip interface

---

**Description** Sets a baseline for IP interface statistics. There is no **no** version.

**Syntax** baseline ip interface [ *vrf vrfName* ] *interfaceType interfaceSpecifier*

- *vrfName*—Name of the VRF; string of 1–32 alphanumeric characters
- *interfaceType*—Interface type; see *Interface Types and Specifiers* in *About This Guide*
- *interfaceSpecifier*—Particular interface; format varies according to interface type; see *Interface Types and Specifiers* in *About This Guide*

**Mode** Privileged Exec

**Release Information** Command introduced before JUNOS Release 7.1.0.

## baseline ip mobile home-agent

---

**Description** Sets a statistics baseline for a specified Mobile IP home agent for control traffic. The router implements the baseline by reading and storing the statistics at the time the baseline is set and then subtracting this baseline whenever baseline-relative statistics are retrieved. There is no **no** version.

**Syntax** baseline ip mobile home-agent

**Mode** Privileged Exec

**Release Information** Command introduced in JUNOS Release 9.0.0.

## baseline ip nat

---

|                            |                                                                                 |
|----------------------------|---------------------------------------------------------------------------------|
| <b>Description</b>         | Sets a baseline for NAT statistics and counters. There is no <b>no</b> version. |
| <b>Syntax</b>              | baseline ip nat                                                                 |
| <b>Mode</b>                | Privileged Exec                                                                 |
| <b>Release Information</b> | Command introduced before JUNOS Release 7.1.0.                                  |

## baseline ip ospf

---

|                            |                                                                                  |
|----------------------------|----------------------------------------------------------------------------------|
| <b>Description</b>         | Sets a baseline for OSPF statistics and counters. There is no <b>no</b> version. |
| <b>Syntax</b>              | baseline ip ospf                                                                 |
| <b>Mode</b>                | Privileged Exec                                                                  |
| <b>Release Information</b> | Command introduced before JUNOS Release 7.1.0.                                   |

## baseline ip rip

---

|                            |                                                                                                                                                                                                                                                                                |
|----------------------------|--------------------------------------------------------------------------------------------------------------------------------------------------------------------------------------------------------------------------------------------------------------------------------|
| <b>Description</b>         | Sets a statistics baseline for RIP interfaces. The router implements the baseline by reading and storing the statistics at the time the baseline is set and then subtracting this baseline whenever baseline-relative statistics are retrieved. There is no <b>no</b> version. |
| <b>Syntax</b>              | baseline ip rip                                                                                                                                                                                                                                                                |
| <b>Mode</b>                | Privileged Exec                                                                                                                                                                                                                                                                |
| <b>Release Information</b> | Command introduced before JUNOS Release 7.1.0.                                                                                                                                                                                                                                 |

## baseline ip tunnel-reassembly

---

|                            |                                                                                                                                                                                                                                                                                                                           |
|----------------------------|---------------------------------------------------------------------------------------------------------------------------------------------------------------------------------------------------------------------------------------------------------------------------------------------------------------------------|
| <b>Description</b>         | Sets a statistics baseline for tunnel reassembly statistics on the current virtual router. The router implements the baseline by reading and storing the statistics at the time the baseline is set and then subtracting this baseline whenever you retrieve baseline-relative statistics. There is no <b>no</b> version. |
| <b>Syntax</b>              | baseline ip tunnel-reassembly                                                                                                                                                                                                                                                                                             |
| <b>Mode</b>                | Privileged Exec                                                                                                                                                                                                                                                                                                           |
| <b>Release Information</b> | Command introduced in JUNOS Release 8.0.0.                                                                                                                                                                                                                                                                                |



## baseline ip udp

---

**Description** Sets a statistics baseline for UDP statistics. The router implements the baseline by reading and storing the statistics at the time the baseline is set and then subtracting this baseline whenever baseline-relative statistics are retrieved. There is no **no** version.

**Syntax** baseline ip udp [ vrf *vrfName* ]

- *vrfName*—Name of the VRF; string of 1–32 alphanumeric characters

**Mode** Privileged Exec

**Release Information** Command introduced before JUNOS Release 7.1.0.

## baseline ip vrrp

---

**Description** Sets a statistics baseline for VRRP statistics. The router implements the baseline by reading and storing the statistics at the time the baseline is set and then subtracting this baseline whenever baseline-relative statistics are retrieved. There is no **no** version.

**Syntax** baseline ip vrrp

**Mode** Privileged Exec

**Release Information** Command introduced before JUNOS Release 7.1.0.

## baseline ipv6

---

**Description** Sets the baseline on general IPv6 traffic statistics as the current value. Use the **udp** keyword to set a baseline for UDP statistics. There is no **no** version.

**Syntax** baseline ipv6 [ udp ]

- **udp**—Sets a baseline for UDP statistics

**Mode** Privileged Exec

**Release Information** Command introduced before JUNOS Release 7.1.0.

## baseline ipv6 dhcpv6-local

---

**Description** Sets a baseline for DHCPv6 local server statistics. The router implements the baseline by reading and storing the statistics at the time the baseline is set and then subtracting this baseline whenever baseline-relative statistics are retrieved. There is no **no** version.

**Syntax** baseline ipv6 dhcpv6-local

**Mode** Privileged Exec

**Release Information** Command introduced before JUNOS Release 7.1.0.

**Related Topics**

- Setting Baselines for DHCP Statistics

## baseline ipv6 interface

---

**Description** Sets a baseline for IPv6 interface statistics. There is no **no** version.

**Syntax** baseline ipv6 interface *interfaceType* *interfaceSpecifier*

- *interfaceType*—Interface type; see *Interface Types and Specifiers* in *About This Guide*
- *interfaceSpecifier*—Particular interface; format varies according to interface type; see *Interface Types and Specifiers* in *About This Guide*

**Mode** Privileged Exec

**Release Information** Command introduced before JUNOS Release 7.1.0.

## baseline ipv6 mld

---

**Description** Sets a baseline for MLD statistics. The router implements the baseline by reading and storing the statistics at the time the baseline is set and then subtracting this baseline whenever baseline-relative statistics are retrieved. There is no **no** version.

**Syntax** baseline ipv6 mld

**Mode** Privileged Exec

**Release Information** Command introduced before JUNOS Release 7.1.0.

## baseline ipv6 mld-proxy interface

---

**Description** Sets the baseline on all MLD statistics by setting the counters for the numbers of queries received and reports sent on the upstream interface to zero. There is no **no** version.

**Syntax** baseline ipv6 mld-proxy interface

**Mode** Privileged Exec

**Release Information** Command introduced before JUNOS Release 7.1.0.

## baseline ipv6 ospf

---

**Description** Sets a baseline for OSPFv3 statistics and counters. There is no **no** version.

**Syntax** baseline ipv6 ospf [ *processId* ]

- *processId*—Integer in the range 1–65535

**Mode** Privileged Exec

**Release Information** Command introduced before JUNOS Release 7.1.0.

## baseline ipv6 tcp

---

**Description** Sets a statistics baseline for only IPv6 TCP statistics. The router implements the baseline by reading and storing the statistics at the time the baseline is set and then subtracting this baseline whenever baseline-relative statistics are retrieved. There is no **no** version.

**Syntax** baseline ipv6 tcp [ *vrf vrfName* ] [ *localAddress localPort remoteAddress remotePort* ]

- *vrfName*—Name of the VRF; string of 1–32 alphanumeric characters
- *localAddress*—Local IPv6 address on the router
- *localPort*—Local TCP port number on the router
- *remoteAddress*—IPv6 address of remote router
- *remotePort*—TCP port number on remote router

**Mode** Privileged Exec

**Release Information** Command introduced before JUNOS Release 7.1.0.  
**ip** keyword removed and **ipv6** keyword added in JUNOS Release 7.2.0.

## baseline line interface sonet

---

**Description** Sets a statistics baseline for SONET/SDH statistics at the line layer. The router implements the baseline by reading and storing the MIB statistics at the time the baseline is set and then subtracting this baseline whenever baseline-relative statistics are retrieved. There is no **no** version.

**Syntax** baseline line interface sonet *interfaceSpecifier*

- *interfaceSpecifier*—Particular interface; format varies according to interface type; see *Interface Types and Specifiers* in *About This Guide*

**Mode** Privileged Exec

**Release Information** Command introduced before JUNOS Release 7.1.0.

## baseline local pool

---

**Description** Sets a statistics baseline for the router local address pool statistics. The router implements the baseline by reading and storing the statistics at the time the baseline is set and then subtracting this baseline whenever baseline-relative statistics are retrieved. There is no **no** version.

**Syntax** baseline local pool

**Mode** Privileged Exec

**Release Information** Command introduced before JUNOS Release 7.1.0.

## baseline log

---

**Description** Sets a baseline for logging events. Only log messages timestamped after the baseline will appear when you enter the **show log data delta** command. To use the current system time, do not enter any options. There is no **no** version.

**Syntax** `baseline log [ last-reset | time [ utc ] month day year ]`

- *last-reset*—Causes the router to display log messages generated since the last time the router was reset
- *time*—Time and date after which the router displays messages that are timestamped. To set the time, use the following syntax:  
*Hour:Minute[:Second]*—Current time in 24-hour format; seconds are optional
- *utc*—Indicates that the time entered is UTC (GMT) time; if you do not include this keyword, the router considers the time entered to be local time
- *month*—Name of the month in English
- *day*—Number of the day in the range 1–31
- *year*—Four-digit number of the year

**Mode** Privileged Exec

**Release Information** Command introduced before JUNOS Release 7.1.0.

## baseline mpls interface

---

**Description** Sets a statistics baseline for the specified MPLS major interface or MPLS shim interface. By default, the interface counters are baselined at zero. There is no **no** version.

**Syntax** `baseline mpls interface interfaceName`

- *interfaceName*—Name of interface; up to 15 alphanumeric characters

**Mode** Privileged Exec

**Release Information** Command introduced in JUNOS Release 7.1.0.

**Related Topics**

- Setting Baselines for Layer 2 Services over MPLS Statistics

## baseline mpls label

---

- Description** Sets a statistics baseline for the specified MPLS in label. Statistics for an in label must be enabled with the **mpls statistics label** command before they can be baselined. By default, the in-label counters are baselined at zero. There is no **no** version.
- Syntax** `baseline mpls label { interface interfaceName atm vpi vci | labelValue }`
- *interfaceName*—Name of interface for label in interface label space on an ATM AAL5 interface; up to 15 alphanumeric characters
  - *vpi*—Virtual path identifier for a label, a value in the range 0–255
  - *vci*—Virtual circuit identifier for a label, a value in the range 33–65535
  - *labelValue*—Integer identifying a label in the platform label space, a value in the range 16–1048575
- Mode** Privileged Exec
- Release Information** Command introduced in JUNOS Release 7.1.0.

## baseline mpls next-hop

---

- Description** Sets a statistics baseline for the specified MPLS next hop. Statistics for a next hop must be enabled with the **mpls statistics next-hop** command before they can be baselined. By default, the next-hop counters are baselined at zero. There is no **no** version.
- Syntax** `baseline mpls next-hop nextHopIndex`
- *nextHopIndex*—Number identifying a next hop; displayed by the **show mpls forwarding** command
- Mode** Privileged Exec
- Release Information** Command introduced in JUNOS Release 7.1.0.

## baseline mpls tunnel

---

- Description** Sets a statistics baseline for the specified MPLS tunnel. Statistics for a tunnel must be enabled with the **mpls statistics policy** command before they can be baselined. By default, the next-hop counters are baselined at zero. There is no **no** version.
- Syntax** `baseline mpls tunnel tunnelName`
- *tunnelName*—Name identifying a tunnel; displayed by the **show mpls tunnels** command
- Mode** Privileged Exec
- Release Information** Command introduced in JUNOS Release 7.1.0.

## baseline path interface sonet

---

**Description** Sets a statistics baseline for SONET/SDH statistics at the path layer. The router implements the baseline by reading and storing the MIB statistics at the time the baseline is set and then subtracting this baseline whenever baseline-relative statistics are retrieved. There is no **no** version.

**Syntax** baseline path interface sonet *interfaceSpecifier*

- *interfaceSpecifier*—Particular interface; format varies according to interface type; see *Interface Types and Specifiers* in *About This Guide*

**Mode** Privileged Exec

**Release Information** Command introduced before JUNOS Release 7.1.0.

## baseline ppp interface

---

**Description** Sets a statistics baseline for PPP interfaces. The router implements the baseline by reading and storing the statistics at the time the baseline is set and then subtracting this baseline whenever baseline-relative statistics are retrieved. There is no **no** version.

**Syntax** baseline ppp interface { atm | mlppp | pos | serial } *interfaceSpecifier*

- atm—Specifies an ATM interface
- mlppp—Specifies an MLPPP interface
- pos—Specifies a POS interface
- serial—Specifies a serial interface
- *interfaceSpecifier*—Particular interface; format varies according to interface type; see *Interface Types and Specifiers* in *About This Guide*

**Mode** Privileged Exec

**Release Information** Command introduced before JUNOS Release 7.1.0.

## baseline pppoe interface

---

**Description** Sets a statistics baseline for PPPoE interfaces, subinterfaces, and/or circuits. The router implements the baseline by reading and storing the statistics at the time the baseline is set and then subtracting this baseline whenever baseline-relative statistics are retrieved. There is no **no** version.

**Syntax** `baseline pppoe interface interfaceType interfaceSpecifier`

- *interfaceType*—One of the following interface types listed in *Interface Types and Specifiers* in *About This Guide*:
  - atm
  - fastEthernet
  - gigabitEthernet
  - lag
  - serial—PPPoE is not currently supported on serial interfaces
  - tenGigabitEthernet
- *interfaceSpecifier*—Particular interface; format varies according to interface type; see *Interface Types and Specifiers* in *About This Guide*

**Mode** Privileged Exec

**Release Information** Command introduced before JUNOS Release 7.1.0.

## baseline radius

---

**Description** Sets a statistics baseline for RADIUS statistics. The router implements the baseline by reading and storing the statistics at the time the baseline is set and then subtracting this baseline whenever baseline-relative statistics are retrieved. There is no **no** version.

**Syntax** `baseline radius`

**Mode** Privileged Exec

**Release Information** Command introduced before JUNOS Release 7.1.0.



## baseline radius dynamic-request

---

**Description** Sets a statistics baseline for RADIUS dynamic-request statistics. The router implements the baseline by reading and storing the statistics at the time the baseline is set and then subtracting this baseline whenever baseline-relative statistics are retrieved. There is no **no** version.

**Syntax** baseline radius dynamic-request

**Mode** Privileged Exec

**Release Information** Command introduced before JUNOS Release 7.1.0.

### Related Topics

- Monitoring Packet Mirroring Overview

## baseline radius relay

---

**Description** Sets a baseline for RADIUS relay statistics. The router implements the baseline by reading and storing the statistics at the time the baseline is set and then subtracting this baseline whenever baseline-relative statistics are retrieved. There is no **no** version.

**Syntax** baseline radius relay

**Mode** Privileged Exec

**Release Information** Command introduced before JUNOS Release 7.1.0.

## baseline section interface sonet

---

**Description** Sets a statistics baseline for SONET/SDH statistics at the section layer. The router implements the baseline by reading and storing the MIB statistics at the time the baseline is set and then subtracting this baseline whenever baseline-relative statistics are retrieved. There is no **no** version.

**Syntax** baseline section interface sonet *interfaceSpecifier*

- *interfaceSpecifier*—Particular interface; format varies according to interface type; see *Interface Types and Specifiers* in *About This Guide*

**Mode** Privileged Exec

**Release Information** Command introduced before JUNOS Release 7.1.0.

## baseline show-delta-counts

---

|                            |                                                                                                                                                           |
|----------------------------|-----------------------------------------------------------------------------------------------------------------------------------------------------------|
| <b>Description</b>         | Configures the router to always display the statistics relative to the most recent appropriate baseline. The <b>no</b> version removes the configuration. |
| <b>Syntax</b>              | [ no ] baseline show-delta-counts                                                                                                                         |
| <b>Mode</b>                | Global Configuration                                                                                                                                      |
| <b>Release Information</b> | Command introduced before JUNOS Release 7.1.0.                                                                                                            |

## baseline snmp

---

|                            |                                                                                                                                                                                                                                                                      |
|----------------------------|----------------------------------------------------------------------------------------------------------------------------------------------------------------------------------------------------------------------------------------------------------------------|
| <b>Description</b>         | Sets a baseline for SNMP statistics. The router implements the baseline by reading and storing the statistics at the time the baseline is set and then subtracting this baseline whenever baseline-relative statistics are retrieved. There is no <b>no</b> version. |
| <b>Syntax</b>              | baseline snmp                                                                                                                                                                                                                                                        |
| <b>Mode</b>                | Privileged Exec                                                                                                                                                                                                                                                      |
| <b>Release Information</b> | Command introduced before JUNOS Release 7.1.0.                                                                                                                                                                                                                       |

## baseline ssc

---

|                            |                                                                                                                                                                                                                                                                         |
|----------------------------|-------------------------------------------------------------------------------------------------------------------------------------------------------------------------------------------------------------------------------------------------------------------------|
| <b>Description</b>         | Sets a baseline for the SRC statistics. The router implements the baseline by reading and storing the statistics at the time the baseline is set and then subtracting this baseline whenever baseline-relative statistics are retrieved. There is no <b>no</b> version. |
| <b>Syntax</b>              | baseline ssc                                                                                                                                                                                                                                                            |
| <b>Mode</b>                | Privileged Exec                                                                                                                                                                                                                                                         |
| <b>Release Information</b> | Command introduced in JUNOS Release 7.1.0.                                                                                                                                                                                                                              |

## baseline suspicious-control-flow-detection counts

---

|                            |                                                                                                      |
|----------------------------|------------------------------------------------------------------------------------------------------|
| <b>Description</b>         | Sets a baseline for statistics for suspicious control flow detection. There is no <b>no</b> version. |
| <b>Syntax</b>              | baseline suspicious-control-flow-detection counts                                                    |
| <b>Mode</b>                | Privileged Exec, User Exec                                                                           |
| <b>Release Information</b> | Command introduced in JUNOS Release 7.3.0.                                                           |

## baseline tacacs

---

**Description** Sets a baseline for TACACS + statistics. The router implements the baseline by reading and storing the statistics at the time the baseline is set and then subtracting this baseline whenever baseline-relative statistics are retrieved. There is no **no** version.

**Syntax** baseline tacacs

**Mode** Privileged Exec

**Release Information** Command introduced before JUNOS Release 7.1.0.

## baseline tcp

---

**Description** Sets a baseline for all TCP statistics or for only IPv4 or IPv6 TCP statistics. The router implements the baseline by reading and storing the statistics at the time the baseline is set and then subtracting this baseline whenever baseline-relative statistics are retrieved. There is no **no** version.

**Syntax** baseline [ ip | ipv6 ] tcp [ vrf *vrfName* ] [ *localAddress localPort remoteAddress remotePort* ]

- ip—Implements a baseline for only IPv4 statistics
- ipv6—Implement a baseline for only IPv6 statistics
- *vrfName*—Name of the VRF; string of 1–32 alphanumeric characters
- *localAddress*—Local IP or IPv6 address on the router
- *localPort*—Local TCP port number on the router
- *remoteAddress*—IP or IPv6 address of remote router
- *remotePort*—TCP port number on remote router

**Mode** Privileged Exec

**Release Information** Command introduced in JUNOS Release 7.2.0.  
**ip** keyword made optional in JUNOS Release 7.2.0.  
**ipv6** keyword added in JUNOS Release 7.2.0.

## bert

**Description** Enables bit error rate tests using the specified pattern on T3 interfaces on channelized and unchannelized T3 modules. The **no** version stops the test that is running.



**NOTE:** The BERT patterns supported can vary depending on the line module and I/O module assembly you are using.

**Syntax** `bert pattern pattern interval time [ unframed ]`  
`no bert`

- *pattern*—One of the following test patterns:
  - 0s—Repetitive test pattern of all zeros, 00000...
  - 1s—Repetitive test pattern of all ones, 11111...
  - 2^9—Pseudorandom test pattern, 511 bits in length
  - 2^11—Pseudorandom test pattern, 2047 bits in length
  - 2^15—Pseudorandom test pattern, 32,767 bits in length
  - 2^20-O153—Pseudorandom test pattern, 1,048,575 bits in length
  - 2^20-QRSS—Pseudorandom QRSS test pattern, 1,048,575 bits in length
  - 2^23—Pseudorandom test pattern, 8,388,607 bits in length
  - alt-0-1—Repetitive alternating test pattern of zeros and ones, 01010101...
- *time*—Duration of the test in the range 1–1440 minutes
- unframed—(available for E1 and T1 interfaces only) if specified, the test bit pattern occupies all bits on the link, overwriting the framing bits; if not specified, the test bit pattern occupies only the payload bits

**Mode** Controller Configuration

**Release Information** Command introduced before JUNOS Release 7.1.0.

## bfd adapt

**Description** Enables all BFD sessions to adapt timer intervals on all virtual routers on the router. The **no** version disables subsequent BFD sessions from adapting timer intervals without resetting any already adapted intervals.

**Syntax** `[ no ] bfd adapt`

**Mode** Global Configuration

**Release Information** Command introduced in JUNOS Release 7.3.0.

## bgp advertise-best-external-to-internal

---

**Description** Causes the BGP selection process to select two best routes to every destination. BGP advertises to external peers the best route selected from the complete set of routes known to that destination. BGP advertises to internal peers the best route from the set of routes received from external and confederation peers. The **no** version restores the default condition, wherein BGP selects only one best route for each destination from the complete set of routes; if the best route was received from an internal peer, BGP does not advertise any route to that destination to the internal peers.

**Syntax** [ no ] bgp advertise-best-external-to-internal

**Mode** Router Configuration

**Release Information** Command introduced before JUNOS Release 7.1.0.

## bgp advertise-inactive

---

**Description** Enables the advertisement of inactive BGP received routes—routes that are considered by BGP to be “best routes” and therefore are present in the IP forwarding table, but that are *not* being used for forwarding. The **no** version restores the default state of normal route advertisement, whereby BGP advertises received routes only if they are in the IP forwarding table and are being used to forward traffic, or if synchronization is enabled.

**Syntax** [ no ] bgp advertise-inactive

**Mode** Router Configuration

**Release Information** Command introduced before JUNOS Release 7.1.0.

## bgp always-compare-med

---

**Description** Enables the comparison of the MED for paths from neighbors in different ASs. The **no** version disables the feature.

**Syntax** [ no ] bgp always-compare-med

**Mode** Router Configuration

**Release Information** Command introduced before JUNOS Release 7.1.0.

## bgp bestpath med confed

---

**Description** Specifies that BGP considers the MED when comparing routes originated from different sub-ASs within the confederation to which this BGP speaker belongs. The **no** version restores the default state, where the MED attribute is not considered.

**Syntax** [ no ] bgp bestpath med confed

**Mode** Router Configuration

**Release Information** Command introduced before JUNOS Release 7.1.0.

## bgp bestpath missing-as-worst

---

**Description** Specifies that a route with a MED is always considered to be better than a route without a MED by causing the missing MED attribute to have a value of infinity. The **no** version restores the default state, where the missing MED attribute is considered to have a value of zero.

**Syntax** [ no ] bgp bestpath missing-as-worst

**Mode** Router Configuration

**Release Information** Command introduced before JUNOS Release 7.1.0.

## bgp client-to-client reflection

---

**Description** Restores route reflection from a BGP route reflector to clients. The **no** version disables client-to-client reflection. By default, BGP reflects routes received from any route reflector client to all other route reflector clients. This command can be used to disable or restore this behavior.

**Syntax** [ no ] bgp client-to-client reflection

**Mode** Router Configuration

**Release Information** Command introduced before JUNOS Release 7.1.0.

## bgp cluster-id

---

**Description** Configures a cluster ID if the BGP cluster has more than one route reflector. The **no** version causes BGP to use the router ID as the cluster ID.

**Syntax** `bgp cluster-id { clusterId | ipAddress }`  
`no bgp cluster-id [ clusterId | ipAddress ]`

- *clusterId*—Number in the range 0–4294967295; the cluster ID of this router acting as a route reflector
- *ipAddress*—Cluster ID of this router acting as a route reflector specified as an IP address

**Mode** Router Configuration

**Release Information** Command introduced before JUNOS Release 7.1.0.

## bgp confederation identifier

---

**Description** Configures a BGP confederation identifier. The **no** version removes a BGP confederation identifier.

**Syntax** `bgp confederation identifier autonomousSystem`  
`no bgp confederation identifier [ autonomousSystem ]`

- *autonomousSystem*—Number in the range 1–4294967295; the confederation identifier

**Mode** Router Configuration

**Release Information** Command introduced before JUNOS Release 7.1.0.

## bgp confederation peers

---

**Description** Specifies the sub-ASs that belong to a confederation by listing individual AS numbers or by reference to an AS-path access list (the filter list). If the remote AS of a peer appears in the list of sub-AS numbers or in the filter list, then the peer is considered to be in the same confederation. The **no** version removes individually specified sub-ASs, all sub-ASs specified by the filter list, or all sub-ASs from the confederation.

**Syntax** `bgp confederation peers { autonomousSystem [ autonomousSystem ]* | filter-list filterListName }`  
`no bgp confederation peers [ autonomousSystem [ autonomousSystem ]* | filter-list filterListName ]`

- *autonomousSystem*—AS number in the range 1– 4294967295
- \*—Indicates that one or more parameters can be repeated multiple times in a list in the command line
- *filterListName*—Name of an AS-path access list; a string of up to 32 characters

**Mode** Router Configuration

**Release Information** Command introduced before JUNOS Release 7.1.0.



## bgp dampening

---

**Description** Enables BGP route dampening. The router assesses a penalty of 1000 each time a route flaps and adds this to any previously accumulated penalty value. Penalties are cumulative. The **no** version disables route flap dampening.

**Syntax** [ no ] bgp dampening [ *halfLife* [ *reuse suppress maxSuppressTime*  
[ *halfLifeUnreachable* ] ] ] [ route-map *mapTag* ]

- *halfLife*—Half-life period in minutes in the range 1–45; default value is 15. When a BGP route has been assigned a penalty, the penalty is decreased by half after the half-life period.
- *reuse*—Reuse limit in the range 1–20000; default value is 750. As the penalty for a flapping route decreases and falls below this reuse limit, the route is unsuppressed. That is, the route is added back to the BGP table and used for forwarding.
- *suppress*—Suppress limit in the range 1–20000; default value is 2000. A route is suppressed when its penalty exceeds this limit.
- *maxSuppressTime*—Maximum suppression time in minutes in the range 1–255. This value is the maximum amount of time a route can be suppressed. The default value is four times the half-life value.
- *halfLifeUnreachable*—Alternate half-life period in minutes for unreachable routes; a number in the range 1–45. If this value is not specified, the same half-life period is used for both reachable and unreachable routes.
- *route-map*—Specifies that dampening can be applied to routes according to the route map behavior. If the route map *permits* a route, the route is subject to dampening. If the route map *denies* a route, the route is not subject to dampening. The route map can contain a *no dampening* clause that determines dampening characteristics.
- *mapTag*—Name of the route map; a string of up to 32 alphanumeric characters.

**Mode** Address Family Configuration, Router Configuration

**Release Information** Command introduced before JUNOS Release 7.1.0.

## bgp default ipv4-unicast

---

**Description** Causes all neighbors subsequently created with the **neighbor remote-as** or **neighbor peer-group** commands to be automatically activated in the IPv4 unicast address family. The **no** version disables the IPv4 unicast address family on all neighbors.

**Syntax** [ no ] bgp default ipv4-unicast

**Mode** Address Family Configuration, Router Configuration

**Release Information** Command introduced before JUNOS Release 7.1.0.

## bgp default local-preference

---

**Description** Changes the default local preference value. Generally, the default value of 100 allows you to easily define a particular path as less preferable than paths with no local preference attribute. The preference is sent to all routers in the local AS. The preferred path is the one with the highest preference value. The **no** version restores the default setting.

**Syntax** `bgp default local-preference value`  
`no bgp default local-preference [ value ]`

- *value*—Local preference number in the range 0–4294967295

**Mode** Router Configuration

**Release Information** Command introduced before JUNOS Release 7.1.0.

## bgp default route-target filter

---

**Description** Controls whether incoming BGP routes are filtered according to membership in route-target communities. Automatic filtering is enabled by default. The **no** version disables automatic filtering.

**Syntax** `[ no ] bgp default route-target filter`

**Mode** Router Configuration

**Release Information** Command introduced before JUNOS Release 7.1.0.

## bgp enforce-first-as

---

**Description** Forces BGP to compare the configured remote AS number of an external peer with the first AS in the AS path of routes received from the peer. If the AS numbers do not match, BGP sends the peer an error message. The **no** version restores the default condition, which does not perform the AS comparison.

**Syntax** `[ no ] bgp enforce-first-as`

**Mode** Router Configuration

**Release Information** Command introduced before JUNOS Release 7.1.0.

## bgp fast-external-fallover

---

**Description** Automatically brings down a BGP session to any adjacent external peer immediately after the link fails (as opposed to waiting for the TCP connection to fail or the hold timer to expire). The **no** version disables automatic session termination.

**Syntax** [ no ] bgp fast-external-fallover

**Mode** Router Configuration

**Release Information** Command introduced before JUNOS Release 7.1.0.

## bgp graceful-restart

---

**Description** Enables the BGP graceful restart capability globally, which enables BGP to maintain its forwarding state during a peer restart, avoiding network-wide route flaps and interruptions in traffic forwarding. Graceful restart is enabled by default. The **default** version restores the default condition, wherein graceful restart is enabled. The **no** version disables the graceful restart capability.



**NOTE:** The E-series router currently supports graceful restart only as a receiving peer, not as a restarting peer.

**Syntax** [ no | default ] bgp graceful-restart

**Mode** Router Configuration

**Release Information** Command introduced before JUNOS Release 7.1.0.

## bgp graceful-restart path-selection-defer-time-limit

---

**Description** Sets the maximum time period after a peer session restart during which the best-path selection process is deferred. The period is measured from when the session is detected in a down state. The **no** version restores the default value, 360 seconds.

**Syntax** bgp graceful-restart path-selection-defer-time-limit *seconds*  
no bgp graceful-restart path-selection-defer-time-limit [ *seconds* ]

- *seconds*—Integer in the range 1–3600; default value is 600 seconds

**Mode** Router Configuration

**Release Information** Command introduced before JUNOS Release 7.1.0.

## bgp graceful-restart restart-time

---

**Description** Sets the time period advertised to all peers during which a restart is expected to be complete on this BGP speaker. If the speaker does not reestablish peering sessions within this period, the peers flush all routes from this speaker that they marked as stale when the speaker restarted and the sessions went down. The **no** version restores the default value, 120 seconds.

**Syntax** `bgp graceful-restart restart-time seconds`  
`no bgp graceful-restart restart-time [ seconds ]`

- *seconds*—Integer in the range 1–3600; default value is 120 seconds

**Mode** Router Configuration

**Release Information** Command introduced before JUNOS Release 7.1.0.

## bgp graceful-restart stalepaths-time

---

**Description** Sets the time period after a peer session restart for all peers during which BGP waits for an End-of-RIB marker from a peer before flushing all stale routes from that peer. The period is measured from when the session is detected in a down state. The **no** version restores the default value, 360 seconds.

**Syntax** `bgp graceful-restart stalepaths-time seconds`  
`no bgp graceful-restart stalepaths-time [ seconds ]`

- *seconds*—Integer in the range 1–3600; default value is 360 seconds

**Mode** Router Configuration

**Release Information** Command introduced before JUNOS Release 7.1.0.

## bgp log-neighbor-changes

---

**Description** Causes BGP to log a message of severity notice to the `bgpNeighborChanges` log whenever a peer enters or leaves the Established state for any reason. No other messages are logged to the `bgpNeighborChanges` log. The **no** version disables this log.

**Syntax** `[ no ] bgp log-neighbor-changes`

**Mode** Router Configuration

**Release Information** Command introduced before JUNOS Release 7.1.0.

## bgp maxas-limit

---

**Description** Causes BGP to check the length of AS paths received in update messages and to not forward routes whose AS paths are greater than the specified length. The **no** version halts checking of the AS path length.

**Syntax** `bgp maxas-limit limit`  
`no bgp maxas-limit [ limit ]`

- *limit*—Maximum acceptable length of a received AS path; number in the range 1–1000

**Mode** Router Configuration

**Release Information** Command introduced before JUNOS Release 7.1.0.

## bgp redistribute-internal

---

**Description** Authorizes redistribution of internal BGP routes (in addition to external BGP routes) into protocols that have BGP route redistribution enabled. This command is not required for IBGP routes within a VRF, for which redistribution is always enabled. The **no** version restores the default, redistributing only external BGP routes.

**Syntax** `[ no ] bgp redistribute-internal`

**Mode** Router Configuration

**Release Information** Command introduced before JUNOS Release 7.1.0.

## bgp router-id

---

**Description** Sets the BGP identifier. The **no** version restores the router ID as the identifier.

**Syntax** `bgp router-id ipAddress`  
`no bgp router-id [ ipAddress ]`

- *ipAddress*—IP address to be used as the BGP identifier; ignored if present in the **no** version

**Mode** Router Configuration

**Release Information** Command introduced before JUNOS Release 7.1.0.

## bgp shutdown

---

|                            |                                                                     |
|----------------------------|---------------------------------------------------------------------|
| <b>Description</b>         | Administratively disables BGP. The <b>no</b> version reenables BGP. |
| <b>Syntax</b>              | [ no ] bgp shutdown                                                 |
| <b>Mode</b>                | Router Configuration                                                |
| <b>Release Information</b> | Command introduced before JUNOS Release 7.1.0.                      |

## bgp wait-on-end-of-rib

---

|                            |                                                                                                                                                                                                                                                                                                    |
|----------------------------|----------------------------------------------------------------------------------------------------------------------------------------------------------------------------------------------------------------------------------------------------------------------------------------------------|
| <b>Description</b>         | Specifies how long BGP waits to receive an End-of-RIB marker sent by route-target address family peers to signal the peer has finished advertising route-target membership information. Applies to all peers in the route-target address family. The <b>no</b> version restores the default value. |
| <b>Syntax</b>              | <pre>bgp wait-on-end-of-rib seconds no bgp wait-on-end-of-rib</pre> <ul style="list-style-type: none"><li>■ <i>seconds</i>—Number of seconds BGP wait for End-of-RIB marker, in the range 1–3600; default is 60 seconds</li></ul>                                                                  |
| <b>Mode</b>                | Address Family Configuration, Router Configuration                                                                                                                                                                                                                                                 |
| <b>Release Information</b> | Command introduced in JUNOS Release 8.2.0.                                                                                                                                                                                                                                                         |

## boolean-test

---

**Description** Defines Boolean test values for the trigger that you are configuring, including comparison settings, a Boolean value, a startup condition, and binding an event to the boolean-test trigger. The **no** version deletes the Boolean-test values for this trigger or removes either the startup condition or event binding.

**Syntax** boolean-test { comparison *comparisonType* | event *eventOwner* *eventName* | startup | value *booleanValue* }

no boolean-test [ comparison | event | startup | value ]

- *comparisonType*—One of the following types of Boolean comparison to perform: (equal, greater, greaterOrEqual, less, lessOrEqual, unequal)
- *eventOwner*—Name of event owner that partially specifies event to trigger the Boolean test; string of up to 32 alphanumeric characters
- *eventName*—Name of event that partially specifies event to trigger the Boolean test; string of up to 32 alphanumeric characters
- startup—Specifies not to perform the Boolean comparison when this trigger first becomes active
- *booleanValue*—Value in the range -2147483648–2147483647 to use for the Boolean test

**Mode** SNMP Trigger Configuration

**Release Information** Command introduced before JUNOS Release 7.1.0.

## boot backup

---

**Description** Sets the release and the configuration to be used the next (and every subsequent) time the boot logic chooses backup mode. The **no** version removes the setting.

**Syntax** boot backup *relFilename* { *cnfFilename* | *scrFilename* | factory-defaults }

no boot backup

- *relFilename*—System software file
- *cnfFilename*—Name of an existing configuration file (.cnf)
- *scrFilename*—Name of an existing script file (.scr)
- factory-defaults—Specifies that the router reverts to factory default configuration when rebooted

**Mode** Global Configuration

**Release Information** Command introduced before JUNOS Release 7.1.0.

## boot config

**Description** Specifies how the router obtains its startup configuration. The **no** version clears a previous request to reboot in a specified manner; the next reboot uses the configuration saved in nonvolatile storage.



**CAUTION:** All **boot config** commands except for **boot config running-configuration** and **boot config startup-configuration** erase the existing running configuration when you reboot the router. Before executing this command, you might want to save the current configuration to a .cnf file using the **copy running-configuration** command.

**Syntax** `boot config { cnfFilename [ once ] | scrFilename | running-configuration | startup-configuration | factory-defaults }`  
`no boot config`

- *cnfFilename*—Name of an existing startup configuration file (.cnf) to be used on all subsequent reboots
- *once*—Restores a configuration from the specified configuration file only on the next reboot. Subsequent reboots revert to the running-configuration settings.
- *scrFilename*—Name of an existing script file (.scr)
- *running-configuration*—Specifies that the running configuration is to be used for reboot; only available if the router is in Automatic Commit mode
- *startup-configuration*—Specifies that the running configuration is to be used for reboot; only available if the router is in Manual Commit mode
- *factory-defaults*—Specifies that the factory default configuration is to be used for the next reboot. Subsequent reboots revert to the running-configuration settings.

**Mode** Global Configuration

**Release Information** Command introduced before JUNOS Release 7.1.0.

## boot force-backup

**Description** Forces the router to use the backup software release file or router configuration file on the next boot. The **no** version sets the router to use the default release or configuration file on the next boot.



**NOTE:** After the router has used the backup settings, the **no boot force-backup** command is the only way to get the router to use the default settings again.

**Syntax** `[ no ] boot force-backup`

**Mode** Global Configuration

**Release Information** Command introduced before JUNOS Release 7.1.0.



## boot hotfix

---

**Description** Arms the specified hotfix as a startup hotfix that is automatically activated during system initialization when the SRP module is reloaded. The **no** version disarms the specified armed hotfix or all armed hotfixes.



**NOTE:** See also the **no boot hotfix all-releases** command.

---

**Syntax** `boot hotfix hfixFilename`  
`no boot hotfix { hfixFilename | all-releases }`

- *hfixFileName*—Name of a hotfix software file (.hfx) on the local file system
- all-releases—Disarms all hotfixes currently armed for the armed release

**Mode** Global Configuration

**Release Information** Command introduced in JUNOS Release 7.2.0.

## boot revert-tolerance

---

**Description** Sets the reversion tolerances that the boot logic uses to determine whether the router should use the normal or backup settings. Issuing this command when high availability is enabled results in the system cold-restarting the router and using the backup settings if the tolerance settings are met. The **no** version restores the default reversion tolerance settings. The default settings are 3 crashes in 30 minutes.

**Syntax** `boot revert-tolerance count time`  
`no boot revert-tolerance`

- *count*—Number of times the operational SRP software crashes; in the range 0–4294967295; default value is 3
- *time*—Time in the range 0–4294967295 seconds in which the set number (*count*) of crashes occurs; the default setting is 1800

**Mode** Global Configuration

**Release Information** Command introduced before JUNOS Release 7.1.0.

## boot revert-tolerance never

---

**Description** Sets the boot logic to never revert to the backup release or configuration. There is no **no** version.

**Syntax** `boot revert-tolerance never`

**Mode** Global Configuration

**Release Information** Command introduced before JUNOS Release 7.1.0.

## boot subsystem

---

**Description** Configures the selected subsystem to use the specified release the next time the subsystem is booted. The **no** version disables the subsystem. The **backup** option enables you to specify a backup release for the module in the specified slot in case the module reboots more times than allowed within the period specified by the **boot revert-tolerance** command.

**Syntax** `boot [ backup ] subsystem subsysName relFileName`  
`no boot [ backup ] subsystem [ subsysName ]`

- *backup*—Configures a backup setting
- *subsysName*—Name of the subsystem to be configured
- *relFileName*—Name of system software file to use

**Mode** Global Configuration

**Release Information** Command introduced before JUNOS Release 7.1.0.

## boot system

---

**Description** Specifies the software release (.rel) file to use on reboot. There is no **no** version.



**NOTE:** In a dual SRP module configuration, when this information is synchronized to the standby SRP module, the standby SRP module is reloaded to boot the specified release. The high availability feature requires the release to be the same on the active and the standby SRP modules. This means that arming the system to boot with a different release causes the standby module to reload and prevent high availability from becoming active or to disable high availability if it is active or pending.

**Syntax** `boot system relFileName`

- *relFileName*—Name of the software release file (.rel) that contains the software release

**Mode** Global Configuration

**Release Information** Command introduced before JUNOS Release 7.1.0.

## bridge1483 dos-protection-group

---

**Description** Attaches a bridge 1483 denial of service (DoS) protection group to an interface. The **no** version removes the attachment of the DoS protection group from the interface.

**Syntax** bridge1483 dos-protection-group *groupName*  
no bridge1483 dos-protection-group

- *groupName*—Name of the DoS protection group; string of up to 31 alphanumeric characters

**Mode** Interface Configuration

**Release Information** Command introduced in JUNOS Release 8.1.0.

## bridge1483 mtu

---

**Description** Sets the maximum allowable size, in bytes, of the maximum transmission unit (MTU) for bridged Ethernet interfaces. The **no** version restores the default MTU size for bridged Ethernet interfaces, 1518 bytes.

**Syntax** bridge1483 mtu *mtuSize*  
no bridge1483 mtu

- *mtuSize*—Maximum allowable size of the MTU, in the range 64–9180 bytes; default value is 1518

**Mode** Profile Configuration, Subinterface Configuration

**Release Information** Command introduced in JUNOS Release 7.3.0.

## bridge1483 service-profile

---

**Description** Assigns the specified IP service profile to the interface profile from which a dynamic bridged Ethernet interface is created. The IP service profile must be defined in the default virtual router. The **no** version removes the IP service profile assignment from the interface profile.

**Syntax** [ no ] bridge1483 service-profile *profileName*

- *profileName*—Name of the IP service profile; maximum of 32 alphanumeric characters

**Mode** Profile Configuration

**Release Information** Command introduced in JUNOS Release 9.0.0.

## bridge

---

**Description** Creates a bridge group to use for transparent bridging. A bridge group is a named collection of network interfaces (ports) on an E-series router that forms a broadcast domain. Each bridge group has its own set of forwarding tables and filters and, as such, functions as a logical bridging device. The **no** version removes the bridge group configuration from the router.

To configure an existing bridge group as a VPLS instance, you must use the **bridge vpls transport-virtual-router** command.



**NOTE:** Do not assign the bridge group the same name as an existing virtual router configured on the router.

---

**Syntax** [ no ] bridge *bridgeGroupName*

- *bridgeGroupName*—Name of the bridge group; string of up to 32 alphanumeric characters

**Mode** Global Configuration

**Release Information** Command introduced before JUNOS Release 7.1.0.

## bridge acquire

---

**Description** Configures a bridge group or VPLS instance to acquire dynamically learned MAC addresses. Issuing this command enables the router to forward any frames it receives for nodes (stations) whose addresses it has learned dynamically. The **no** version prevents the router from acquiring dynamically learned MAC addresses, and limits forwarding only to those nodes that have a statically configured address entry in the forwarding table.

To configure the maximum number of MAC addresses that the router can learn, use the **bridge learn** command (for a bridge group or VPLS instance) or the **bridge-group learn** command (for a network interface associated with a bridge group or VPLS instance).

**Syntax** [ no ] bridge { *bridgeGroupName* | *vplsName* } acquire

- *bridgeGroupName*—Name of a bridge group specified with the **bridge** command
- *vplsName*—Name of a VPLS instance created with the **bridge vpls transport-virtual-router** command

**Mode** Global Configuration

**Release Information** Command introduced before JUNOS Release 7.1.0.  
*vplsName* variable added in JUNOS Release 7.1.0.

## bridge address

---

**Description** Enables a bridge group or VPLS instance to filter (forward or discard) frames based on their MAC address. Use this command to filter frames by a specific MAC address and to add a static (nonlearned) entry to the forwarding table. The **no** version removes the static MAC address entry from the forwarding table.



**NOTE:** For a VPLS instance, you cannot create a static (nonlearned) MAC address entry to forward to the VPLS virtual core interface.

**Syntax** `bridge { bridgeGroupName | vplsName } address macAddress  
{ forward interfaceType interfaceSpecifier | discard }`  
`no bridge { bridgeGroupName | vplsName } address macAddress`

- *bridgeGroupName*—Name of a bridge group specified with the **bridge** command
- *vplsName*—Name of a VPLS instance created with the **bridge vpls transport-virtual-router** command
- *macAddress*—Unique 48-bit (6-byte) number that is programmed into each LAN network interface card (NIC) at the time of manufacture; also known as a hardware address or physical address. The MAC address format is a dotted triple of four-digit hexadecimal numbers; for example, 0090.1a40.4c7c
- *forward*—Forwards frames destined for the specified MAC address out the specified network interface
- *interfaceType*—One of the following interface types listed in *Interface Types and Specifiers* in *About This Guide*:
  - atm
  - fastEthernet
  - gigabitEthernet
  - tenGigabitEthernet
- *interfaceSpecifier*—Particular interface; format varies according to interface type; see *Interface Types and Specifiers* in *About This Guide*
- *discard*—Discards (drops) frames sent from or destined for the specified MAC address without further processing

**Mode** Global Configuration

**Release Information** Command introduced before JUNOS Release 7.1.0.  
*vplsName* variable added in JUNOS Release 7.1.0.

## bridge aging-time

---

**Description** Sets the aging time of a dynamic (learned) entry in the forwarding table of a bridge group or VPLS instance. The aging time is the length of time, in seconds, that an entry can remain in the forwarding table. An entry expires from the forwarding table when it reaches the specified aging time. The **no** version restores the default value, 300 seconds.

**Syntax** `bridge { bridgeGroupName | vplsName } aging-time seconds`  
`no bridge { bridgeGroupName | vplsName } aging-time`

- *bridgeGroupName*—Name of a bridge group specified with the **bridge** command
- *vplsName*—Name of a VPLS instance created with the **bridge vpls transport-virtual-router** command
- *seconds*—Aging time in the range 10–1000000 seconds

**Mode** Global Configuration

**Release Information** Command introduced before JUNOS Release 7.1.0.  
*vplsName* variable added in JUNOS Release 7.1.0.

## bridge crb

---

**Description** Enables concurrent routing and bridging (CRB) for all bridge groups configured on the router except those bridge groups configured as VPLS instances. When CRB is enabled, the router can route a protocol among a group of interfaces in one bridge group and concurrently bridge the same protocol among a separate group of interfaces in a different bridge group on the router. The **no** version disables CRB on all bridge groups and restores the default bridging capability.

The command takes effect for all bridge groups on the router not configured as VPLS instances; you cannot enable CRB for some bridge groups but not for others.

**Syntax** `[ no ] bridge crb`

**Mode** Global Configuration

**Release Information** Command introduced before JUNOS Release 7.1.0.

## bridge-group

---

**Description** Assigns a network interface to a bridge group or VPLS instance. You can also use this command to configure the type of interface, enable SNMP link-status processing for the interface, and set the maximum number of dynamic MAC addresses that the interface can learn. The **no** version removes the network interface from the bridge group or VPLS instance and restores the default values for the interface type (subscriber client interface), SNMP link-status processing (disabled), or number of maximum learned MAC addresses (0 addresses).

**Syntax** `bridge-group { bridgeGroupName | vplsName }  
[ subscriber-trunk | snmp-trap link-status | learn addressCount ]`  
`no bridge-group { bridgeGroupName | vplsName } [ subscriber-trunk | snmp-trap  
link-status | learn ]`

- *bridgeGroupName*—Name of the bridge group to which the interface belongs, as specified with the **bridge** command
- *vplsName*—Name of the VPLS instance to which the interface belongs, as specified with the **bridge vpls transport-virtual-router** command
- `subscriber-trunk`—Creates a trunk (server) interface in the bridge group or VPLS instance; if you omit this keyword, the router creates a subscriber (client) interface by default
- `snmp-trap link-status`—Enables SNMP link-status processing only for the specified interface in the bridge group or VPLS instance
- *addressCount*—Maximum number of MAC addresses that the interface in the bridge group or VPLS instance can learn, up to the maximum number that the router supports, in the range 0–64000

**Mode** Interface Configuration, Subinterface Configuration

**Release Information** Command introduced before JUNOS Release 7.1.0.  
*vplsName* variable added in JUNOS Release 7.1.0.

## bridge learn

---

**Description** Sets the maximum number of dynamic MAC addresses that a bridge group or VPLS instance can learn. The **no** version restores the default value, 0 (zero) learned addresses. The default value implies that there is no maximum number of learned entries for an individual bridge group or VPLS instance; that is, a bridge group or VPLS instance can learn an unlimited number of MAC addresses, up to the maximum number that the router supports.

To enable or disable the ability of a bridge group or VPLS instance to learn dynamic MAC addresses, use the **bridge acquire** command.



**NOTE:** For information about the maximum number of learned MAC address entries combined for all bridge groups and VPLS instances supported per chassis, see *JUNOS Release Notes, Appendix A, System Maximums*.

---

**Syntax** `bridge { bridgeGroupName | vplsName } learn addressCount`  
`no bridge { bridgeGroupName | vplsName } learn`

- *bridgeGroupName*—Name of a bridge group specified with the **bridge** command
- *vplsName*—Name of a VPLS instance created with the **bridge vpls transport-virtual-router** command
- *addressCount*—Maximum number of MAC addresses that the bridge group can learn, in the range 0–64000

**Mode** Global Configuration

**Release Information** Command introduced before JUNOS Release 7.1.0.  
*vplsName* variable added in JUNOS Release 7.1.0.



## bridge route

---

**Description** Enables routing of IP, MPLS, or PPPoE packets in a specified bridge group when concurrent routing and bridging (CRB) is enabled for all bridge groups on the router. The command uses the routing table entries to determine the path on which to send the packet toward its final destination. The **no** version disables routing of the specified protocol in the specified bridge group.

If you issue this command for a protocol that is not currently configured in the interface stack for that bridge group, the bridge group discards (drops) those packets.



**NOTE:** The **bridge route** command is available for a bridge group only after you issue the **bridge crb** command to enable CRB for all bridge groups on the router.

**NOTE:** The **bridge route** command is not valid for bridge groups configured as VPLS instances. If you attempt to issue the **bridge route** command for a VPLS instance, the router displays an error message and rejects the command.

**Syntax** [ no ] bridge *bridgeGroupName* route { ip | mpls | pppoe }

- *bridgeGroupName*—Name of a bridge group specified with the **bridge** command
- ip—Specifies that the bridge group routes IP packets
- mpls—Specifies that the bridge group routes MPLS packets
- pppoe—Specifies that the bridge group routes PPPoE packets

**Mode** Global Configuration

**Release Information** Command introduced before JUNOS Release 7.1.0.

## bridge snmp-trap link-status

---

**Description** Enables SNMP link-status processing for all network interfaces associated with a bridge group or VPLS instance. The **no** version disables SNMP link-status processing for all interfaces in the bridge group or VPLS instance.

**Syntax** [ no ] bridge { *bridgeGroupName* | *vplsName* } snmp-trap link-status

- *bridgeGroupName*—Name of a bridge group specified with the **bridge** command
- *vplsName*—Name of a VPLS instance created with the **bridge vpls transport-virtual-router** command

**Mode** Global Configuration

**Release Information** Command introduced before JUNOS Release 7.1.0.  
*vplsName* variable added in JUNOS Release 7.1.0.

## bridge subscriber-policy

---

**Description** Associates the subscriber (client) interfaces that belong to a bridge group or to a VPLS instance with a nondefault subscriber policy. The **no** version removes the association with the subscriber policy.

You cannot associate a nondefault subscriber policy with trunk (server) interfaces that belong to a bridge group or to a VPLS instance. You also cannot associate a nondefault subscriber policy with the VPLS virtual core interface, which acts as a trunk interface. The VPLS virtual core interface represents all of the MPLS tunnels from the router to the remote VPLS edge (VE) devices.

**Syntax** `bridge { bridgeGroupName | vplsName } subscriber-policy subscriberPolicyName`  
`no bridge { bridgeGroupName | vplsName } subscriber-policy [ subscriberPolicyName ]`

- *bridgeGroupName*—Name of a bridge group specified with the **bridge** command
- *vplsName*—Name of a VPLS instance created with the **bridge vpls transport-virtual-router** command
- *subscriberPolicyName*—Name of the subscriber policy specified with the **subscriber-policy** command

**Mode** Global Configuration

**Release Information** Command introduced before JUNOS Release 7.1.0.  
*vplsName* variable added in JUNOS Release 7.1.0.

## bridge vpls rd

---

**Description** Specifies the unique two-part route distinguisher for a VPLS instance that uses BGP as the signaling protocol. Because you cannot change or remove the route distinguisher for a VPLS instance after you set it, issuing the **no** version fails, and causes the router to display an error message.

The following rules apply when you configure the route distinguisher for a VPLS instance:

- After you set the route distinguisher for a VPLS instance, you cannot change it for that VPLS instance. To change the route distinguisher, you must either remove the transport virtual router configuration from the VPLS instance or delete the VPLS instance from the router. You can then reconfigure the VPLS instance with a new route distinguisher.
- Multiple VPLS instances that use the same transport virtual router cannot have the same route distinguisher. Conversely, multiple VPLS instances that use different transport virtual routers can have the same route distinguisher.

The **bridge vpls rd** command is not valid for a VPLS instance that uses LDP as the signaling protocol. To configure a VPLS instance with LDP signaling, use the **mpls ldp vpls vpls-id** command and the **mpls ldp vpls neighbor** command.



**NOTE:** The **bridge vpls rd** command is available for a VPLS instance only after you issue the **bridge vpls transport-virtual-router** command, which creates the VPLS instance and configures the transport virtual router.

---

**Syntax** `bridge vplsName vpls rd routeDistinguisher`  
`no bridge vplsName vpls rd`

- *vplsName*—Name of a VPLS instance created with the **bridge vpls transport-virtual-router** command
- *routeDistinguisher*—Unique two-part identifier in the format *number1:number2*, where:
  - *number1*—Autonomous system (AS) number or an IP address
  - *number2*—Unique integer; 32 bits if *number1* is an AS number; 16 bits if *number1* is an IP address

**Mode** Global Configuration

**Release Information** Command introduced in JUNOS Release 7.1.0.

## bridge vpls route-target

**Description** Creates or adds to a list of VPN extended communities that the router uses to determine which routes are imported by a VPLS instance that uses BGP as the signaling protocol. The **no** version removes a route target from the specified list.

A route is imported into the BGP address family for a specified VPLS instance when both of the following conditions are met:

- An update message with a route-target export list advertises a route.
- That list contains at least one route target that matches a route target in the route-target import list associated with a VPLS instance.

The **bridge vpls route-target** command is not valid for a VPLS instance that uses LDP as the signaling protocol. To configure a VPLS instance with LDP signaling, use the **mpls ldp vpls vpls-id** command and the **mpls ldp vpls neighbor** command.



**NOTE:** The **bridge vpls route-target** command is available for a VPLS instance only after you issue the **bridge vpls transport-virtual-router** command, which creates the VPLS instance and configures the transport virtual router.

**Syntax** [ no ] bridge *vplsName* vpls route-target { import | export | both } *extendedCommunity*

- *vplsName*—Name of a VPLS instance created with the **bridge vpls transport-virtual-router** command
- import—Adds the route target to the specified VPLS instance's import list; the VPLS instance accepts only routes that have at least one route target that matches a route target in the import list
- export—Adds the route target to the specified VPLS instance's export list; all routes advertised from this VPLS instance are associated with the export list
- both—Adds the route target to both the import list and export list of the specified VPLS instance. This is the recommended setting for a VPLS instance
- *extendedCommunity*—Two-part number in the format *number1:number2* that identifies an extended community of VPNs, where:
  - *number1*—Autonomous system (AS) number or an IP address
  - *number2*—Unique integer; 32 bits if *number1* is an AS number; 16 bits if *number1* is an IP address

**Mode** Global Configuration

**Release Information** Command introduced in JUNOS Release 7.1.0.

## bridge vpls site-name site-id

---

**Description** Configures a customer site name and a unique site identifier that belongs to the specified VPLS instance that uses BGP as the signaling protocol. In a VPLS configuration, each customer site is represented by a customer edge (CE) device located at the edge of the customer's network. The router (VPLS edge device) communicates with the customer site by means of a bridge network interface connection to the CE device. The **no** version removes the site name and site identifier from the VPLS instance.

The **bridge vpls site-name site-id** command is not valid for a VPLS instance that uses LDP as the signaling protocol. To configure a VPLS instance with LDP signaling, use the **mpls ldp vpls vpls-id** command and the **mpls ldp vpls neighbor** command.



**NOTE:** The **bridge vpls site-name site-id** command is available for a VPLS instance only after you issue the **bridge vpls transport-virtual-router** command, which creates the VPLS instance and configures the transport virtual router.

---

**Syntax** `bridge vplsName vpls site-name siteName site-id siteId`  
`no bridge vplsName vpls site-name`

- *vplsName*—Name of a VPLS instance created with the **bridge vpls transport-virtual-router** command
- *siteName*—Name of the site; string of up to 128 alphanumeric characters
- *siteId*—Numerical identifier for the site; must be an unsigned 16-bit integer greater than zero that is unique across the VPLS domain

**Mode** Global Configuration

**Release Information** Command introduced in JUNOS Release 7.1.0.

## bridge vpls site-range

---

**Description** Configures the maximum number of customer sites that can participate in the specified VPLS domain that uses BGP as the signaling protocol. In a VPLS configuration, each customer site is represented by a customer edge (CE) device located at the edge of the customer's network. The router (VPLS edge device) communicates with the customer site by means of a bridge network interface connection to the CE device. The **no** version restores the default site range, 1.

The **bridge vpls site-range** command is not valid for a VPLS instance that uses LDP as the signaling protocol. To configure a VPLS instance with LDP signaling, use the **mpls ldp vpls vpls-id** command and the **mpls ldp vpls neighbor** command.



**NOTE:** The **bridge vpls site-range** command is available for a VPLS instance only after you issue the **bridge vpls transport-virtual-router** command, which creates the VPLS instance and configures the transport virtual router.

---

**Syntax** `bridge vplsName vpls site-range siteRange`  
`no bridge vplsName vpls site-range`

- *vplsName*—Name of a VPLS instance created with the **bridge vpls transport-virtual-router** command
- *siteRange*—Maximum number of sites that can participate in the VPLS domain, in the range 1–65534; default value is 1

**Mode** Global Configuration

**Release Information** Command introduced in JUNOS Release 7.1.0.

## bridge vpls transport-virtual-router

---

**Description** Configures the transport virtual router for a VPLS instance that uses either BGP or LDP as the signaling protocol. Issuing this command creates a new VPLS instance on the router or causes an existing bridge group to become a VPLS instance. The **no** version removes the VPLS instance from the router and clears any attributes configured for the deleted VPLS instance.

A VPLS instance is a single instance of the virtual private LAN service (VPLS). VPLS employs a layer 2 virtual private network (VPN) to connect multiple individual LANs across a service provider's MPLS network. The multiple LANs function as a single virtual LAN.

The transport virtual router specifies the name of the virtual router on which the BGP or LDP instance that signals reachability for this VPLS instance is configured.

To create a new VPLS instance or configure an existing bridge group as a VPLS instance, you must issue the **bridge vpls transport-virtual-router** command before you issue any other commands to configure VPLS attributes; otherwise, the VPLS configuration fails.

**Syntax** `bridge vplsName vpls transport-virtual-router virtualRouterName`  
`no bridge vplsName vpls transport-virtual-router`

- *vplsName*—Name of the new VPLS instance, or name of an existing bridge group specified with the **bridge** command that you want to configure as a VPLS instance; string of up to 32 alphanumeric characters
- *virtualRouterName*—Name of the virtual router on which the BGP or LDP instance that signals reachability for this VPLS instance is configured

**Mode** Global Configuration

**Release Information** Command introduced in JUNOS Release 7.1.0.

## broadcast

---

**Description** Modifies the subscriber policy for the broadcast protocol to define whether the subscriber (client) interfaces that belongs to a bridge group or to a VPLS instance forward (permit) or filter (deny) broadcast packets. The **no** version restores the default value, deny broadcast packets.

You cannot change the default subscriber policy values for trunk (server) interfaces that belongs to a bridge group or to a VPLS interface. You also cannot change the default subscriber policy values for a VPLS virtual core interface, which acts as a trunk interface. The VPLS virtual core interface represents all of the MPLS tunnels from the router to the remote VPLS edge (VE) device.

**Syntax** broadcast { permit | deny }  
no broadcast

- permit—Specifies that the subscriber interface associated with the bridge group or VPLS instance forwards broadcast packets
- deny—Specifies that the subscriber interface associated with the bridge group or VPLS instance filters broadcast packets

**Mode** Subscriber Policy Configuration

**Release Information** Command introduced before JUNOS Release 7.1.0.

## buffer-weight

---

**Description** Sets the buffer weight of the queue. The **no** version returns the queue to its default buffer weight.

**Syntax** buffer-weight *bufferWeight*  
no buffer-weight

- *bufferWeight*—Range 1–63; default value is 8

**Mode** Queue Profile Configuration

**Release Information** Command introduced before JUNOS Release 7.1.0.

**Related Topics**

- [Configuring Queue Profiles to Manage Buffers and Thresholds](#)



## bulkstats

---

**Description** This command has only a **no** version. See the **no bulkstats** command for a complete description and syntax.

## bulkstats collector

---

**Description** Creates and configures a collector of bulk statistical data to collect MIB-2 ifTable MIB objects. You can configure up to six collectors. The **no** version restores the default value for specified options; if no options are specified, the **no** version deletes the collector.

**Syntax** `bulkstats collector collectorIndex [ collect-mode { auto-xfer | on-file-full | manual-xfer } | description descrip | interval intrvl | max-size maxSize | primary-receiver primRecvIndex | secondary-receiver secRecvIndex | single-interval ]`  
`no bulkstats collector collectorIndex [ collect-mode | description | interval | max-size | primary-receiver | secondary-receiver | single-interval ]*`

- *collectorIndex*—Number in the range 1–65535 that identifies the particular data collector
- *collect-mode*—Specifies one of the following collection modes:
  - *auto-xfer*—Agent automatically transfers file when interval expires
  - *on-file-full*—Agent automatically transfers file when it is full
  - *manual-xfer*—Router or user-initiated transfers; default collection mode
- *descrip*—Descriptive information to insert into the bulkstats file
- *intrvl*—Time period in the range 300– 86400 seconds for which the collector transfers data from the router to the receivers; default interval is 360 seconds
- *maxSize*—Maximum size of the file in the range 10240–20971520 bytes; default file size is 2,621,440 bytes
- *primRecvIndex*—Number in the range 1–65535 that identifies the primary receiver to which the router transfers the data; by default the primary receiver is cleared
- *secRecvIndex*—Number in the range 1–65535 that identifies the secondary (backup) receiver to which the router transfers the data; by default the secondary receiver is cleared
- *single-interval*—Specifies that the collector retrieves the bulk statistics data only once; by default, the collector receives the data periodically
- *\**—Indicates that one or more parameters can be repeated multiple times in a list in the command line

**Mode** Global Configuration

**Release Information** Command introduced before JUNOS Release 7.1.0.

## bulkstats file-format endOfLine-LF

---

**Description** Removes the carriage return (CR) and leaves only a line feed (LF) at the end of each line in the bulkstats file. The **no** version returns the end of line format to the default, CR and LF.

**Syntax** [ no ] bulkstats file-format endOfLine-LF

**Mode** Global Configuration

**Release Information** Command introduced before JUNOS Release 7.1.0.

## bulkstats interfaces description-format common

---

**Description** Enables the conventional industry method of encoding the SNMP ifDescr object that the bulkstats application reports. The **no** version returns the encoding method to a proprietary encoding scheme.

**Syntax** [ no ] bulkstats interfaces description-format common

**Mode** Global Configuration

**Release Information** Command introduced before JUNOS Release 7.1.0.

## bulkstats interfaces rfc1213

---

**Description** Enables RFC 1213 interface numbering mode on bulkstats. The **no** version disables RFC 1213 interface numbering mode on bulkstats.

**Syntax** [ no ] bulkstats interfaces rfc1213

**Mode** Global Configuration

**Release Information** Command introduced before JUNOS Release 7.1.0.

## bulkstats interface-type

---

**Description** Configures the interface type on which you want to collect statistics. The **no** version deletes the interface type from bulkstats collection.

**Syntax** [ no ] bulkstats interface-type *interfaceType* [ *interfaceSpecifier* ]\*  
[ collector *collectorIndex* ]

- *interfaceType*—One of the following interface types for which you can collect statistics: ATM, ATM 1483, Ethernet, Frame Relay, Frame Relay subinterface, Cisco HDLC, IP, MPLS minor, MPLS major, MPLS shim, PPP, VLAN subinterface
- *interfaceSpecifier*—Particular interface; format varies according to interface type; see *Interface Types and Specifiers* in *About This Guide*
- \*—Indicates that one or more parameters can be repeated multiple times in a list in the command line
- *collectorIndex*—Number in the range 1–65535 that identifies the particular data collector. Always specify this option if you defined more than one collector.

**Mode** Global Configuration

**Release Information** Command introduced before JUNOS Release 7.1.0.  
**mplsL2shim**, **mplsMajor**, and **mplsMinor** keywords added in JUNOS Release 8.2.0.

## bulkstats receiver remote-name

---

|                            |                                                                                                                                                                                                                                                                                                                                                                                                                                                                                                                                                                                                                                                                                                                                                                                                                                                                                                                                                                                                                       |
|----------------------------|-----------------------------------------------------------------------------------------------------------------------------------------------------------------------------------------------------------------------------------------------------------------------------------------------------------------------------------------------------------------------------------------------------------------------------------------------------------------------------------------------------------------------------------------------------------------------------------------------------------------------------------------------------------------------------------------------------------------------------------------------------------------------------------------------------------------------------------------------------------------------------------------------------------------------------------------------------------------------------------------------------------------------|
| <b>Description</b>         | Configures the bulk statistics receiver parameters. The <b>no</b> version deletes the receiver.                                                                                                                                                                                                                                                                                                                                                                                                                                                                                                                                                                                                                                                                                                                                                                                                                                                                                                                       |
| <b>Syntax</b>              | <pre>bulkstats receiver <i>receiverIndex</i> remote-name <i>remoteName.sts</i> [ <i>receiverAttrib</i> [ <i>receiverAttrib</i> ]* ]</pre> <pre>no bulkstats receiver <i>receiverIndex</i> [ remote-name <i>remoteName</i> ]</pre> <ul style="list-style-type: none"> <li>■ <i>receiverIndex</i>—Number in the range 1–65535 that identifies the receiver of the data</li> <li>■ <i>remoteName</i>—Composed of the remote host, path, filename, and formatters; include a .sts filename extension</li> <li>■ <i>receiverAttrib</i>—One of the following dynamic attributes <ul style="list-style-type: none"> <li>■ <i>sysName</i>—Inserts the router name into the stored remote filename</li> <li>■ <i>sysUpTime</i>—Inserts the router up time into the stored remote filename</li> <li>■ <i>collectorSequence</i>—Inserts a sequence number into the stored remote filename</li> </ul> </li> <li>■ *—Indicates that one or more parameters can be repeated multiple times in a list in the command line</li> </ul> |
| <b>Mode</b>                | Global Configuration                                                                                                                                                                                                                                                                                                                                                                                                                                                                                                                                                                                                                                                                                                                                                                                                                                                                                                                                                                                                  |
| <b>Release Information</b> | Command introduced before JUNOS Release 7.1.0.                                                                                                                                                                                                                                                                                                                                                                                                                                                                                                                                                                                                                                                                                                                                                                                                                                                                                                                                                                        |

## bulkstats schema

---

|                            |                                                                                                                                                                                                                                                                                                                                               |
|----------------------------|-----------------------------------------------------------------------------------------------------------------------------------------------------------------------------------------------------------------------------------------------------------------------------------------------------------------------------------------------|
| <b>Description</b>         | Configures the schema for collecting bulk statistics. The <b>no</b> version removes the schema.                                                                                                                                                                                                                                               |
| <b>Syntax</b>              | <pre>bulkstats schema <i>schemaIndex</i> [ collector <i>collectorIndex</i> ]</pre> <pre>no bulkstats schema <i>schemaIndex</i></pre> <ul style="list-style-type: none"> <li>■ <i>schemaIndex</i>—Identifier for the schema in the range 1–65535</li> <li>■ <i>collectorIndex</i>—Identifier for the collector in the range 1–65535</li> </ul> |
| <b>Mode</b>                | Global Configuration                                                                                                                                                                                                                                                                                                                          |
| <b>Release Information</b> | Command introduced before JUNOS Release 7.1.0.                                                                                                                                                                                                                                                                                                |

## bulkstats schema subtree

---

**Description** Configures the schema for collecting if-stack, if-stats, or router data. The **no** version removes the schema.

**Syntax** bulkstats schema *schemaIndex* subtree  
{ if-stack | if-stats { subtree-list [ *ifstatsList* [ *ifstatsList* ]\* ] |  
if-create-delete-time-stats interfaceType *interfaceType* } | igmp | system }  
  
bulkstats schema *schemaIndex* subtree  
{ if-stack | if-stats | igmp [ subtree-list *igmpList* [ *igmpList* ]\* ] | system }  
  
no bulkstats schema *schemaIndex*

- *schemaIndex*—Identifier for the schema in the range 1–65535
- if-stack—Retrieves ifStackTable
- if-stats—Retrieves ifTable/ifXTable counters
- *ifstatsList*—Type of statistics and **time-offset** keyword, which includes the offset from the master interval at which the record was collected in each bulkstats interface record
- if-create-delete-time-stats—Retrieves interface final statistics (interface statistics that may be lost during higher create or delete frequency)
- *interfaceType*—One of the following interface types for which you can collect statistics: ATM 1483, IP, MPLS minor, MPLS major, MPLS shim, PPP
- igmp—Retrieves IGMP statistics
- *igmpList*—Type of statistics and **time-offset** keyword, which includes the offset from the master interval at which the record was collected in each bulkstats interface record
- system—Retrieves sysUpTime and nvsUtilPct global statistics; retrieves slotDescr, the cpuUtilPct, and memUtilPct per-slot statistics
- \*—Indicates that one or more parameters can be repeated multiple times in a list in the command line

**Mode** Global Configuration

**Release Information** Command introduced before JUNOS Release 7.1.0.  
**mplsL2shim**, **mplsMajor**, and **mplsMinor** keywords added in JUNOS Release 8.2.0.

## bulkstats schema subtree policy

---

**Description** Configures the schema to collect statistics on a specific policy, a type of policy, or based on color-coded tags applied by a policy. The **no** version removes the schema.

**Syntax** `bulkstats schema schemaIndex subtree policy [ policy-name policyName ]  
[ policy-type policyType ] [ policy-subtreelist policyList [ policyList ]* ]`  
`no bulkstats schema schemaIndex`

- *schemaIndex*—Identifier for the schema in the range 1–65535
- *policyName*—Name of policy for which you want to collect statistics
- *policyType*—Select one of the following types:
  - `input`—Collect data on input policies
  - `localInput`—Collect data on local input policies
  - `output`—Collect data on output policies
- *policyList* —Retrieves statistics based on color-coded tags applied by a policy
- `*`—Indicates that one or more parameters can be repeated multiple times in a list in the command line

**Mode** Global Configuration

**Release Information** Command introduced before JUNOS Release 7.1.0.

## bulkstats traps

---

**Description** Configures the bulkstats traps. The **no** version disables the trap.

**Syntax** `bulkstats traps { nearly-full [ threshold ] | full }`  
`no bulkstats traps { nearly-full | full }`

- `nearly-full`—Specifies a percentage less than 100 percent
- *threshold*—Percentage less than 100 percent; if not specified, defaults to 99 percent
- `full`—100 percent

**Mode** Global Configuration

**Release Information** Command introduced before JUNOS Release 7.1.0.

## bulkstats virtual-router-group

---

**Description** Configures the bulkstats for virtual router groups. The **no** version prevents bulkstats from being reported for virtual router groups.

**Syntax** [ no ] bulkstats virtual-router-group collector *collectorindex VRnames*

- *virtual-router-group*—Specifies the name or unique index number that contains from 1 to the maximum number of routers supported in the system
- *collectorIndex*—Number that identifies the particular data collector, in the range 1–65535
- *VRnames*—List of virtual router names

**Mode** Global Configuration

**Release Information** Command introduced in JUNOS Release 7.1.0.

## bundled-group-id

---

**Description** Assigns a bundled group identifier when no endpoint discriminator is available for bundled sessions using an L2TP destination host profile. When multiple tunnel-service modules are installed in a router that is deployed as an LNS and the tunnel sessions carry MLPPP, the router can use the bundled group identifier when selecting a tunnel-service module for bundled sessions. The **no** version restores the default value, no assigned bundled group identifier.



**NOTE:** We recommend that you assign a bundled group identifier for bundled sessions only when you are certain that endpoint discriminators are unavailable to identify bundle membership.

**Syntax** [ no ] bundled-group-id *bundledGroupID*

- *bundledGroupID*—Identifier for a bundled group in the range 0–4294967295

**Mode** L2TP Destination Profile Host Configuration

**Release Information** Command introduced before JUNOS Release 7.1.0.

## **bundled-group-id-overrides-mlppp-ed**

---

**Description** Specifies that the router uses the bundled group identifier you assigned using the **bundled-group-id** command when selecting a tunnel-service module instead of any endpoint discriminator. The **no** version removes the override.



**NOTE:** We strongly recommend that you use this command only with the support of JTAC.

---

**Syntax** [ no ] bundled-group-id-overrides-mlppp-ed

**Mode** L2TP Destination Profile Host Configuration

**Release Information** Command introduced before JUNOS Release 7.1.0.



## cache entries

---

**Description** Sets the number of entries in the aggregation cache. The **no** version sets the number of entries to the default value.

**Syntax** cache entries *entryNumber*  
no cache entries

- *entryNumber*—Number of entries in the aggregation cache in the range 1024—524288; default value is 4096

**Mode** Flow Cache Configuration

**Release Information** Command introduced in JUNOS Release 8.1.0.

## cache timeout

---

**Description** Sets the active and inactive aging timers. The **no** version resets the default values.

**Syntax** cache timeout { active *activeTimer* | inactive *inactiveTimer* }  
no cache timeout

- *activeTimer*—Active aging timer in the range 1—60
- *inactiveTimer*—Inactive aging timer in the range 10—600

**Mode** Flow Cache Configuration

**Release Information** Command introduced in JUNOS Release 8.1.0.

## cablelength

---

**Description** Specifies the length of the cable, which determines power requirements. The **no** version uses the default value, 0 feet.

**Syntax** cablelength *length*  
no cablelength

- *length*—Cable length in the range 0—450 feet

**Mode** Controller Configuration

**Release Information** Command introduced before JUNOS Release 7.1.0.

**cbr**

---

**Description** In ATM VC Configuration mode, configures the constant bit rate (CBR) service category on an ATM PVC. You must specify the peak cell rate (PCR) value. The **cbr** command is valid only for data PVCs; you cannot use this command for control (ILMI or signaling) PVCs. The **no** version restores the default service category, unspecified bit rate (UBR) without a PCR.

In ATM VC Class Configuration mode, configures the CBR service category as part of a VC class definition that you assign to an ATM data PVC. The **no** version restores the default service category, UBR without a PCR, in the VC class.

**Syntax** `cbr pcr`  
`no cbr`

- *pcr*—Peak cell rate, in Kbps, in the range 1–149760 (for OC3 ATM modules) or 1–599040 (for OC12 ATM modules)

**Mode** ATM VC Configuration, ATM VC Class Configuration

**Release Information** Command introduced in JUNOS Release 7.1.0.  
 ATM VC Class Configuration mode added in JUNOS Release 7.3.0.

**channelized**

---

**Description** Configures a port on the CT3/T3-F0 line module and associated I/O module to support channelized T3 operation. The **no** version configures the port for unchannelized operation.

**Syntax** `[ no ] channelized`

**Mode** Controller Configuration

**Release Information** Command introduced before JUNOS Release 7.1.0.

## check-disk

---

**Description** Finds and repairs structural inconsistencies and damage in the DOS file system in unmounted flash cards on the primary SRP module. There is no **no** version.

**Syntax** check-disk [ repair ] [ disk0 | disk1 ]

- disk0—Specifies flash card in slot 0 of the SRP module; default value is disk0; available only in Boot mode, because disk0 cannot be in an unmounted state in a router outside of Boot mode
- disk1—Specifies flash card in slot 1 of the SRP module; supported only on the E120 router and the E320 router

**Mode** Boot, Privileged Exec

**Release Information** Command introduced before JUNOS Release 7.1.0.  
**disk0** and **disk1** keywords added in JUNOS Release 7.2.0.  
Privileged Exec mode added in JUNOS Release 8.0.0.

## check-vpn-next-hops

---

**Description** Enables a BGP speaker to take the reachability of the next hop on received VPNv4 or VPNv6 routes into account when it determines the best route to a prefix. Checking the reachability is disabled by default. The **no** version explicitly disables reachability checking.

**Syntax** [ no ] check-vpn-next-hops

**Mode** Address Family Configuration

**Release Information** Command introduced before JUNOS Release 7.1.0.

## classifier-group

---

**Description** Creates a classifier group for a policy list and assigns precedence to the specific CLACL in the group. This command accesses Classifier Group Configuration mode, in which you create policy rule configurations related to the specified CLACL. If a parent group was not created by the **parent-group** command, the **parent-group** keyword creates a parent group in a rate-limit hierarchy for IP, IPv6, L2TP, and MPLS. All packets matching the classifier are sent to the parent group for further processing, except for packets dropped by the classifier using the filter rule. More than one classifier group can have the same parent group, which enables you to create hierarchies. The **no** version removes the classifier group and its rules from the policy list.

**Syntax** `classifier-group { * | classifierName } [ precedence precValue ] [ parent-group parentGroupName ] [ external parent-group externalParentGroupName parameter parameterName ]`  
`no classifier-group { * | classifierName }`

- *\**—Specifies that the router selects all packets from the interface associated with the policy list for this classifier group
- *classifierName*—Name of a specific CLACL used to classify packets in this policy list
- *precValue*—Precedence value for the CLACL, in the range 0–65535; a value of 100 is assigned if no value is specified
- *parentGroupName*—Name of the parent group; if the parent group does not exist, naming the parent group creates an empty parent group



**NOTE:** Secure policy lists, which are used for packet mirroring operations, do not support named classifier groups. You must use **classifier-group \***. Also, secure policy lists do not support the **precedence** keyword.

- *externalParentGroupName*—External parent group name
- *parameterName*—Parameter name

**Mode** Policy List Configuration

**Release Information** Command introduced before JUNOS Release 7.1.0.  
**parent-group** keyword and *parentGroupName* variable added in JUNOS Release 7.2.0.  
**external parent-group** keyword and *externalParentGroupName* variable added in JUNOS Release 8.0.0.

### Related Topics

- Creating a Classifier Group for a Policy List
- Configuring CLI-Based Mirroring

## class-int

---

**Description** When issued from Interface Configuration mode, assigns a previously configured VC class to an ATM major interface. When issued from Subinterface Configuration mode, assigns a previously configured VC class to a static ATM 1483 subinterface. Issuing this command applies the set of attributes in the specified VC class to the ATM data PVCs statically or dynamically created on the ATM major interface or ATM 1483 subinterface. The **no** version removes the VC class association with the interface or subinterface, and causes the router to set the PVC attributes to their systemwide default values, or to the values set in the associated VC class with the next highest order of precedence.

**Syntax** `class-int vcClassName`  
`no class-int [ vcClassName ]`

- *vcClassName*—Name of the VC class configured with the **vc-class atm** command

**Mode** Interface Configuration, Subinterface Configuration

**Release Information** Command introduced in JUNOS Release 7.3.0.

## class-vc

---

**Description** Assigns a previously configured VC class to an individual ATM data PVC. The **class-vc** command is valid only for data PVCs created with the **pvc** command; it has no effect for data PVCs created with the **atm pvc** command, or for control (ILMI or signaling) PVCs. Issuing this command applies the set of attributes in the specified VC class to the ATM data PVC. The **no** version removes the VC class association with the ATM PVC.

**Syntax** `class-vc vcClassName`  
`no class-vc [ vcClassName ]`

- *vcClassName*—Name of the VC class configured with the **vc-class atm** command

**Mode** ATM VC Configuration

**Release Information** Command introduced in JUNOS Release 7.3.0.

## cleanup-timeout-factor

---

|                            |                                                                                                                                                                                   |
|----------------------------|-----------------------------------------------------------------------------------------------------------------------------------------------------------------------------------|
| <b>Description</b>         | Specifies the number of refresh messages that can be lost before the PATH or RESV state is ended. The <b>no</b> version restores the default value, 3.                            |
| <b>Syntax</b>              | cleanup-timeout-factor <i>lostRefreshes</i><br>no cleanup-timeout-factor <ul style="list-style-type: none"> <li>■ <i>lostRefreshes</i>—Number of lost refresh messages</li> </ul> |
| <b>Mode</b>                | RSVP Profile Configuration                                                                                                                                                        |
| <b>Release Information</b> | Command introduced before JUNOS Release 7.1.0.                                                                                                                                    |

## clear access-list

---

|                            |                                                                                                                                                                                       |
|----------------------------|---------------------------------------------------------------------------------------------------------------------------------------------------------------------------------------|
| <b>Description</b>         | Clears counters for entries in IP access lists. There is no <b>no</b> version.                                                                                                        |
| <b>Syntax</b>              | clear access-list [ <i>accessListName</i> ] <ul style="list-style-type: none"> <li>■ <i>accessListName</i>—Name of the access list; string of 1–32 alphanumeric characters</li> </ul> |
| <b>Mode</b>                | Privileged Exec                                                                                                                                                                       |
| <b>Release Information</b> | Command introduced before JUNOS Release 7.1.0.                                                                                                                                        |

## clear arp

---

|                            |                                                                                                                                                                                                                                                                                                                                                                                                                                                                                                                                                                                                                                                                                          |
|----------------------------|------------------------------------------------------------------------------------------------------------------------------------------------------------------------------------------------------------------------------------------------------------------------------------------------------------------------------------------------------------------------------------------------------------------------------------------------------------------------------------------------------------------------------------------------------------------------------------------------------------------------------------------------------------------------------------------|
| <b>Description</b>         | Clears entries from the ARP cache. There is no <b>no</b> version.                                                                                                                                                                                                                                                                                                                                                                                                                                                                                                                                                                                                                        |
| <b>Syntax</b>              | clear [ ip ] arp [ vrf <i>vrfName</i> ] { <i>ipAddress</i> <i>interfaceType</i> <i>interfaceSpecifier</i>   * } <ul style="list-style-type: none"> <li>■ <i>vrfName</i>—Name of the VRF; string of 1–32 alphanumeric characters</li> <li>■ <i>ipAddress</i>—IP address in 32-bit dotted-decimal format of the entry to be cleared</li> <li>■ <i>interfaceType</i>—Interface type; see <i>Interface Types and Specifiers</i> in <i>About This Guide</i></li> <li>■ <i>interfaceSpecifier</i>—Particular interface; format varies according to interface type; see <i>Interface Types and Specifiers</i> in <i>About This Guide</i></li> <li>■ *—Clears all dynamic ARP entries</li> </ul> |
| <b>Mode</b>                | Privileged Exec                                                                                                                                                                                                                                                                                                                                                                                                                                                                                                                                                                                                                                                                          |
| <b>Release Information</b> | Command introduced before JUNOS Release 7.1.0.                                                                                                                                                                                                                                                                                                                                                                                                                                                                                                                                                                                                                                           |

## clear bfd adapted-intervals

---

**Description** Resets adapted timer intervals for all BFD sessions on the router. There is no **no** version.

**Syntax** clear bfd adapted-intervals

**Mode** Global Configuration

**Release Information** Command introduced in JUNOS Release 7.3.0.

## clear bfd session

---

**Description** Restarts all BFD sessions or a specified BFD session. There is no **no** version.

**Syntax** clear bfd session [ address *ipAddress* | discriminator *discriminatorID* ]

- *ipAddress*—IP address of the destination to which the session has been established
- *discriminatorID*—Unique system-wide identifier for the BFD session; integer in the range 1–4294967295

**Mode** Privileged Exec, User Exec

**Release Information** Command introduced before JUNOS Release 7.1.0.

## clear bgp ipv6

---

**Description** Resets the IPv6 BGP session. If the **soft** option is not used, brings down the underlying TCP connection and then brings it back up again, causing both peers to resend their complete BGP routing table. If the **soft out** option is used, the BGP speaker reapplies outbound policy and resends all routes to the specified peer(s). If the **soft in** option is used, the BGP speaker reapplies inbound policy to the routes received from the specified peers. This is possible only if soft reconfiguration inbound has been enabled for the peer or the peer supports the route-refresh capability. There is no **no** version.

**Syntax** `clear bgp ipv6 [ unicast | multicast | vpnv6 | route-target signaling ]  
[ ipAddress | ipv6Address | peer-group peerGroupName | * ] [ vrf vrfName ]  
[ soft [ in | out ] ]`

- **unicast**—Clears the unicast routing table; the default option
- **multicast**—Clears the multicast routing table
- **vpnv6**—Clears the VPNv6 unicast routing and forwarding table
- **route-target signaling**—Clears the route-target membership information
- *ipAddress*—IP address of identified BGP neighbor to clear
- *ipv6Address*—IPv6 address of identified BGP neighbor to clear
- *peerGroupName*—Name of a BGP peer group to clear
- **\***—Clears all connections
- *vrfName*—Name of a virtual routing and forwarding instance to clear
- **soft**—Specifies soft reconfiguration
  - **in**—Triggers inbound soft reconfiguration
  - **out**—Triggers outbound soft reconfiguration

**Mode** Privileged Exec

**Release Information** Command introduced before JUNOS Release 7.1.0.  
*ipv6Address* variable added in JUNOS Release 8.0.0.  
**route-target signaling** keywords added in JUNOS Release 8.2.0.



## clear bgp ipv6 dampening

---

**Description** Clears IPv6-specific BGP route flap dampening information and reinstates the suppressed routes. If the *ipv6Prefix* option is not used, clears the entire IPv6 BGP routing table. The **dampening** keyword and the **flap-statistics** keyword both have the same effect. There is no **no** version.

**Syntax** To clear IPv6-specific information for only the route-target address family:

```
clear bgp ipv6 route-target signaling
{ dampening | flap-statistics } [rtMemNlri]
```

To clear IPv6-specific information for any case other than for the route-target address family:

```
clear bgp ipv6 [vrf vrfName] [unicast | multicast | vpnv6]
{ dampening | flap-statistics } [ipv6Prefix]
```

- route-target signaling—Clears the route-target membership information
- *rtMemNlri*—Prefix representing the route-target membership NLRI (RT-MEM-NLRI), in the format *asNumber:extendedCommunity/prefixLength* (for example, 320:320:524/36) where:
  - *asNumber*—AS number for origin of route target information, in the range 1–4294967295
  - *extendedCommunity*—Two-part number in the format *number1:number2* that identifies an extended community of VPNs, in the format *number1:number2*, where:
    - *number1*—Autonomous system (AS) number, in the range 1–4294967295, or an IP address
    - *number2*—Unique integer, in the range 1–4294967295; 32 bits if *number1* is a 16-bit AS number; 16 bits if *number1* is an IP address or a 32-bit AS number
  - *prefixLength*—Number that specifies the length of the route prefix, in the range 32–96
- *vrfName*—Name of a virtual routing and forwarding instance to clear
- unicast—Clears the unicast routing table; the default option
- multicast—Clears the multicast routing table
- vpnv6—Clears the VPNv6 unicast routing and forwarding table
- *ipv6Prefix*—IPv6 network for which to clear dampening information

**Mode** Privileged Exec

**Release Information** Command introduced before JUNOS Release 7.1.0.  
**route-target signaling** keywords and *rtMemNlri* variable added in JUNOS Release 8.2.0.

## clear bgp ipv6 dynamic-peers

---

**Description** Removes all IPv6-specific dynamic peers in the specified scope. There is no **no** version.

**Syntax** clear bgp ipv6 [ *ipAddress* | *ipv6Address* | peer-group *peerGroupName* | \* ]  
[ *vrf vrfName* ] dynamic-peers

- *ipAddress*—IP address of identified BGP neighbor to clear
- *ipv6Address*—IPv6 address of identified BGP neighbor to clear
- *peerGroupName*—Name of a BGP peer group to clear
- \*—Clears all connections
- *vrfName*—Name of a virtual routing and forwarding instance to clear

**Mode** Privileged Exec

**Release Information** Command introduced before JUNOS Release 7.1.0.  
*ipv6Address* variable added in JUNOS Release 8.0.0.

## clear bgp ipv6 redistribution

---

**Description** Clears all IPv6 routes that have been redistributed into BGP. There is no **no** version.

**Syntax** clear bgp ipv6 [ unicast | multicast ] redistribution

- unicast—Clears the unicast routing table; the default option
- multicast—Clears the multicast routing table

**Mode** Privileged Exec

**Release Information** Command introduced before JUNOS Release 7.1.0.

## clear bgp ipv6 wait-end-of-rib

---

**Description** Resets the IPv6 BGP session and brings down the underlying TCP connection and then brings it back up again, causing both peers to resend their complete BGP routing table. Clears the specified peer from the set of peers for which BGP is waiting to receive an End-of-RIB marker after a peer restart. Hard clearing a peer has the same effect for that peer. There is no **no** version.

**Syntax** clear bgp ipv6 [ unicast | multicast | vpnv6 | route-target signaling ] [ vrf *vrfName* ] [ *ipAddress* | *ipv6Address* | peer-group *peerGroupName* | \* ] wait-end-of-rib

- unicast—Clears the unicast routing table; the default option
- multicast—Clears the multicast routing table
- vpnv6 —Clears the VPNv6 unicast routing and forwarding table
- route-target signaling—Clears the route-target membership information
- *vrfName*—Name of a virtual routing and forwarding instance to clear
- *ipAddress*—IP address of identified BGP neighbor to clear
- *ipv6Address*—IPv6 address of identified BGP neighbor to clear
- *peerGroupName*—Name of a BGP peer group to clear
- \*—Clears all connections

**Mode** Privileged Exec

**Release Information** Command introduced before JUNOS Release 7.1.0.  
*ipv6Address* variable added in JUNOS Release 8.0.0.  
**route-target signaling** keywords added in JUNOS Release 8.2.0.

## clear bridge

---

**Description** Removes all dynamic (learned) MAC address entries from the forwarding table for the specified bridge group or VPLS instance . There is no **no** version.

**Syntax** clear bridge { *bridgeGroupName* | *vplsName* }

- *bridgeGroupName*—Name of a bridge group specified with the **bridge** command
- *vplsName*—Name of a VPLS instance created with the **bridge vpls transport-virtual-router** command

**Mode** Privileged Exec

**Release Information** Command introduced before JUNOS Release 7.1.0.  
*vplsName* variable added in JUNOS Release 7.1.0.

## clear bridge address

---

- Description** Removes a specific dynamic (learned) MAC address entry from the forwarding table for the specified bridge group or VPLS instance. There is no **no** version.
- Syntax** `clear bridge { bridgeGroupName | vplsName } address macAddress`
- *bridgeGroupName*—Name of a bridge group specified with the **bridge** command
  - *vplsName*—Name of a VPLS instance created with the **bridge vpls transport-virtual-router** command
  - *macAddress*—Unique 48-bit (6-byte) number that is programmed into each LAN network interface card (NIC) at the time of manufacture; also known as a hardware address or physical address. The MAC address format is a dotted triple of four-digit hexadecimal numbers; for example, 0090.1a40.4c7c
- Mode** Privileged Exec
- Release Information** Command introduced in JUNOS Release 7.1.0.  
*vplsName* variable added in JUNOS Release 7.1.0.

## clear bridge interface

---

- Description** Removes from the forwarding table all dynamic (learned) MAC address entries for a specified network interface that belongs to a bridge group or to a VPLS instance . There is no **no** version.



**NOTE:** Using the **clear bridge interface** command for a VPLS instance affects the specified network interface associated with the VPLS instance, but has no effect on the VPLS virtual core interface, which represents all of the MPLS tunnels from the router to the remote VPLS edge (VE) devices. To remove all MAC addresses from the forwarding table for the VPLS virtual core interface, use the **clear bridge interface vpls** command.

- Syntax** `clear bridge interface interfaceType interfaceSpecifier`
- *interfaceType*—One of the following interface types listed in *Interface Types and Specifiers* in *About This Guide*:
    - atm
    - fastEthernet
    - gigabitEthernet
    - tenGigabitEthernet
  - *interfaceSpecifier*—Particular interface; format varies according to interface type; see *Interface Types and Specifiers* in *About This Guide*
- Mode** Privileged Exec
- Release Information** Command introduced before JUNOS Release 7.1.0.

## clear bridge interface vpls

---

**Description** Removes from the forwarding table for a VPLS instance all dynamic (learned) MAC address entries on the VPLS virtual core interface, which represents all of the MPLS tunnels from the router to the remote VPLS edge (VE) devices. There is no **no** version.



**NOTE:** Using the **clear bridge interface vpls** command affects the VPLS virtual core interface, but has no effect on the network interfaces associated with the VPLS instance. To remove all MAC addresses from the forwarding table for a VPLS network interface, use the **clear bridge interface** command.

**Syntax** `clear bridge interface vpls vplsName`

- *vplsName*—Name of a VPLS instance created with the **bridge vpls transport-virtual-router** command

**Mode** Privileged Exec

**Release Information** Command introduced in JUNOS Release 7.1.0.

## clear egress-queue

---

**Description** Clears egress queue statistics for the all queues bound to the specified interface for queues stacked at and above the interface, or only for the specified traffic class. There is no **no** version.

**Syntax** `clear egress-queue interfaceType interfaceSpecifier [ explicit ]`  
`[ traffic-class trafficClassName ]`

- *interfaceType*—Interface type; see *Interface Types and Specifiers* in *About This Guide*
- *interfaceSpecifier*—Particular interface; format varies according to interface type; see *Interface Types and Specifiers* in *About This Guide*
- *explicit*—Clears queues only on the specified interface and not queues stacked above the interface
- *trafficClassName*—Name of a traffic class for which egress queue statistics are cleared

**Mode** Privileged Exec

**Release Information** Command introduced before JUNOS Release 7.1.0.

## clear fabric-queue

---

**Description** Clears statistics for all fabric queues or for the specified traffic-class, egress-slot, or both. There is no **no** version.

**Syntax** clear fabric-queue [ traffic-class *trafficClassName* ] [ egress-slot *egressSlot* ]

- *trafficClassName*—Name of a traffic class for which fabric-queue statistics will be cleared
- *egressSlot*—Number of an egress slot for which fabric-queue statistics will be cleared

**Mode** Privileged Exec

**Release Information** Command introduced before JUNOS Release 7.1.0.

## clear ip bgp

---

**Description** If the **soft** option is not used, brings down the underlying TCP connection and then brings it back up again, causing both peers to resend their complete BGP routing table. If the **soft out** option is used, the BGP speaker reapplies outbound policy and resends all routes to the specified peers. If the **soft in** option is used, the BGP speaker reapplies inbound policy to the routes received from the specified peers. This is possible only if soft reconfiguration inbound has been enabled for the peer or the peer supports the route-refresh capability. There is no **no** version.

**Syntax** `clear ip bgp [ ipAddress | ipv6Address | peer-group peerGroupName | * ] [ vrf vrfName ] [ ipv4 unicast | ipv4 multicast | vpnv4 unicast | l2vpn | route-target signaling ] [ soft [ in [ prefix-filter ] | out ] ]`

- *ipAddress*—IP address of identified BGP neighbor to clear
- *ipv6Address*—IPv6 address of identified BGP neighbor to clear
- *peerGroupName*—Name of a BGP peer group to clear
- \*—Clears all connections
- *vrfName*—Name of a virtual routing and forwarding instance to clear
- *ipv4* unicast—Clears the IPv4 unicast routing table; the default option
- *ipv4* multicast—Clears the IPv4 multicast routing table
- *vpn*v4 unicast—Clears the VPNv4 unicast routing and forwarding table
- *l2vpn*—Clears the L2VPN reachability information
- route-target signaling—Clears the route-target membership information
- soft—Specifies soft reconfiguration
  - in—Triggers inbound soft reconfiguration
  - *prefix-filter*—Pushes out prefix list and Cisco-proprietary prefix list outbound route filters and triggers inbound soft reconfiguration
  - out—Triggers outbound soft reconfiguration

**Mode** Privileged Exec

**Release Information** Command introduced before JUNOS Release 7.1.0.  
**l2vpn** keyword added in JUNOS Release 7.1.0.  
*ipv6Address* variable added in JUNOS Release 8.0.0.  
**route-target signaling** keywords added in JUNOS Release 8.2.0.

### Related Topics

- Clearing BGP Reachability Information for the L2VPN Address Family

## clear ip bgp dampening

---

- Description** Clears IP route flap dampening information and reinstates the suppressed routes. The **dampening** keyword and the **flap-statistics** keyword both have the same effect. There is no **no** version.
- Syntax** To clear IP-specific information for only the route-target address family:  
 clear ip bgp route-target signaling { dampening | flap-statistics } [ *rtMemNlri* ]
- To clear IP-specific information for any case other than for the route-target address family:  
 clear ip bgp  
 [ *vrf vrfName* ] [ ipv4 unicast | ipv4 multicast | vpnv4 unicast |  
 l2vpn { all | vpls *vplsName* | vpws *vpwsName* } ]  
 { dampening | flap-statistics } [ *ipAddress* [ *addressMask* ] ]
- route-target signaling—Clears the route-target membership information
  - *rtMemNlri*—Prefix representing the route-target membership NLRI (RT-MEM-NLRI), in the format *asNumber:extendedCommunity/prefixLength* (for example, 320:320:524/36) where:
    - *asNumber*—AS number for origin of route target information, in the range 1–4294967295
    - *extendedCommunity*—Two-part number in the format *number1:number2* that identifies an extended community of VPNs, in the format *number1:number2*, where:
      - *number1*—Autonomous system (AS) number, in the range 1–4294967295, or an IP address
      - *number2*—Unique integer, in the range 1–4294967295; 32 bits if *number1* is a 16-bit AS number; 16 bits if *number1* is an IP address or a 32-bit AS number
    - *prefixLength*—Number that specifies the length of the route prefix, in the range 32–96
  - *vrfName*—Name of a virtual routing and forwarding instance to clear
  - ipv4 unicast—Clears the IPv4 unicast routing table; the default option
  - ipv4 multicast—Clears the IPv4 multicast routing table
  - vpnv4 unicast—Clears the VPNv4 unicast routing and forwarding table
  - l2vpn all—Clears the L2VPN reachability information for all VPLS instances in the L2VPN address family
  - l2vpn vpls *vplsName*—Clears the L2VPN reachability information for the VPLS instance with the name *vplsName*



- *l2vpn vpws vpwsName*—Clears the L2VPN reachability information for the L2VPN (VPWS) instance with the name *vpwsName*
- *ipAddress*—IP address of the BGP neighbor to clear
- *addressMask*—Address mask to be applied to the network IP address

**Mode** Privileged Exec

**Release Information** Command introduced before JUNOS Release 7.1.0.  
**l2vpn** keyword added in JUNOS Release 7.1.0.  
**vpws** keyword and *vpwsName* variable added in JUNOS Release 7.1.0.  
**all**, **vpws**, and **route-target signaling** keywords and *rtMemNlri* and *vpwsName* variables added in JUNOS Release 8.2.0.

#### Related Topics

- Clearing BGP Route Flap Dampening Information for the L2VPN Address Family
- Clearing BGP Route Flap Dampening Information for the VPWS Address Family

## clear ip bgp dynamic-peers

---

**Description** Removes all dynamic peers in the specified scope. There is no **no** version.

**Syntax** clear ip bgp [ *ipAddress* | *ipv6Address* | peer-group *peerGroupName* | \* ] [ vrf *vrfName* ] dynamic-peers

- *ipAddress*—IP address of identified BGP neighbor to clear
- *ipv6Address*—IPv6 address of identified BGP neighbor to clear
- *peerGroupName*—Name of a BGP peer group to clear
- \*—Clears all connections
- *vrfName*—Name of a virtual routing and forwarding instance to clear

**Mode** Privileged Exec

**Release Information** Command introduced before JUNOS Release 7.1.0.  
*ipv6Address* variable added in JUNOS Release 8.0.0.

## clear ip bgp redistribution

---

**Description** Reapplies policy to routes that have been redistributed into BGP. There is no **no** version.

**Syntax** clear ip bgp [ ipv4 { unicast | multicast } ] redistribution

- ipv4 unicast—Reapplies policy to redistributed IPv4 unicast routes
- ipv4 multicast—Reapplies policy to redistributed IPv4 multicast routes

**Mode** Privileged Exec, User Exec

**Release Information** Command introduced before JUNOS Release 7.1.0.

## clear ip bgp wait-end-of-rib

---

**Description** Brings down the underlying TCP connection and then brings it back up again, causing both peers to resend their complete BGP routing table, but clears the specified peer from the set of peers for which BGP is waiting to receive an End-of-RIB marker after a peer restart. Hard clearing a peer has the same effect for that peer. There is no **no** version.

**Syntax** clear ip bgp [ *ipAddress* | *ipv6Address* | peer-group *peerGroupName* | \* ] [ vrf *vrfName* ] [ ipv4 unicast | ipv4 multicast | vpnv4 unicast | l2vpn | route-target signaling ] wait-end-of-rib

- *ipAddress*—IP address of identified BGP neighbor to clear
- *ipv6Address*—IPv6 address of identified BGP neighbor to clear
- *peerGroupName*—Name of a BGP peer group to clear
- \*—Clears all connections
- *vrfName*—Name of a virtual routing and forwarding instance to clear
- ipv4 unicast—Clears the IPv4 unicast routing table; the default option
- ipv4 multicast—Clears the IPv4 multicast routing table
- vpnv4 unicast—Clears the VPNv4 unicast routing and forwarding table
- l2vpn—Clears the L2VPN reachability information
- route-target signaling—Clears the route-target membership information

**Mode** Privileged Exec

**Release Information** Command introduced before JUNOS Release 7.1.0.  
**l2vpn** keyword added in JUNOS Release 7.1.0.  
*ipv6Address* variable added in JUNOS Release 8.0.0.  
**route-target signaling** keywords added in JUNOS Release 8.2.0.

### Related Topics

- Clearing the Wait for the End-of-RIB Marker for the L2VPN Address Family

## clear ip demux

---

**Description** Clears all dynamically created demultiplexer table entries associated with route-map processing of the **set ip source-prefix** command. There is no **no** version.

**Syntax** clear ip demux

**Mode** Interface Configuration

**Release Information** Command introduced before JUNOS Release 7.1.0.

## clear ip dhcp-local binding

---

**Description** Clears the specified IP DHCP address binding. There is no **no** version.



**NOTE:** This command is deprecated and might be removed completely in a future release. The function provided by this command has been replaced by the **dhcp delete-binding** command.

**Syntax** clear ip dhcp-local binding *ipAddress*

- *ipAddress*—DHCP IP address binding to clear

**Mode** Privileged Exec

**Release Information** Command introduced before JUNOS Release 7.1.0.

## clear ip dvmrp routes

---

**Description** Clears DVMRP routes from the routing table. There is no **no** version.

**Syntax** clear ip dvmrp routes [ *ipAddress* [ *addressMask* ] ]

- *ipAddress*—IP address for which longest match is cleared
- *addressMask*—Address mask to be applied to the IP address

**Mode** Privileged Exec

**Release Information** Command introduced before JUNOS Release 7.1.0.

## clear ip flow stats

---

**Description** Clears all entries from all flow caches on the router. There is no **no** version.



**CAUTION:** Using this command may temporarily disrupt flow data collection.

**Syntax** clear ip flow stats

**Mode** Privileged Exec

**Release Information** Command introduced before JUNOS Release 7.1.0.

## clear ip interface

---

**Description** Clears the counters on the specified IP interface. The default is all interface types and all interfaces. There is no **no** version.

**Syntax** `clear ip interface [ vrf vrfName ] interfaceType interfaceSpecifier`

- *vrfName*—Name of the VRF; string of 1–32 alphanumeric characters
- *interfaceType*—Interface type; see *Interface Types and Specifiers* in *About This Guide*
- *interfaceSpecifier*—Particular interface; format varies according to interface type; see *Interface Types and Specifiers* in *About This Guide*

**Mode** Privileged Exec

**Release Information** Command introduced before JUNOS Release 7.1.0.

## clear ip isis redistribution

---

**Description** Clears all the routes that have previously been redistributed into IS-IS and redistributes them using the current policy configuration. There is no **no** version.

**Syntax** `clear ip isis redistribution`

**Mode** Privileged Exec

**Release Information** Command introduced before JUNOS Release 7.1.0.

## clear ip mobile binding

---

**Description** Clears the binding table in a virtual router or a specified binding determined by the mobile node home address or network access identifier (NAI). There is no **no** version.

**Syntax** `clear ip mobile binding { nai { user@realm | @realm | @ } | ipAddress | all }`

- *user@realm*—Name of the user for the mobile node specification when the **nai** keyword is specified, in the format *user@realm*, where *realm* is the domain name
- *@realm*—Name of the user for the mobile node specification when the **nai** keyword is specified, in the format *@realm*, where *realm* is the domain name
- *@*—Name of the user for the mobile node specification when the **nai** keyword is specified, in the format *@*
- *ipAddress*—IP address of the home agent
- *all*—Clears all the bindings in the binding table

**Mode** Privileged Exec

**Release Information** Command introduced in JUNOS Release 9.0.0.

## clear ip mroute

---

|                            |                                                                                                                                                                                                                                                                                                                                                                                               |
|----------------------------|-----------------------------------------------------------------------------------------------------------------------------------------------------------------------------------------------------------------------------------------------------------------------------------------------------------------------------------------------------------------------------------------------|
| <b>Description</b>         | Clears all or the specified multicast forwarding entries. There is no <b>no</b> version.                                                                                                                                                                                                                                                                                                      |
| <b>Syntax</b>              | <pre>clear ip mroute { *   grpAddress [ sourceAddress ] }</pre> <ul style="list-style-type: none"><li>■ <i>*</i>—Clears all IP multicast forwarding entries</li><li>■ <i>grpAddress</i>—Address of the multicast group for which forwarding entries should be cleared</li><li>■ <i>sourceAddress</i>—Address of the multicast source for which forwarding entries should be cleared</li></ul> |
| <b>Mode</b>                | Privileged Exec, User Exec                                                                                                                                                                                                                                                                                                                                                                    |
| <b>Release Information</b> | Command introduced before JUNOS Release 7.1.0.                                                                                                                                                                                                                                                                                                                                                |

## clear ip nat translation

---

|                    |                                                                                                                                                                                                                                                                                                                                                                                                                                                                                                                                                                                                                                                                                                                                                                                                                                                                                                                                                                                                                                                                                                                                                                                                                                                                                                                                                                                                                                                                                                                                                                                                                                                                                                                                                                                |
|--------------------|--------------------------------------------------------------------------------------------------------------------------------------------------------------------------------------------------------------------------------------------------------------------------------------------------------------------------------------------------------------------------------------------------------------------------------------------------------------------------------------------------------------------------------------------------------------------------------------------------------------------------------------------------------------------------------------------------------------------------------------------------------------------------------------------------------------------------------------------------------------------------------------------------------------------------------------------------------------------------------------------------------------------------------------------------------------------------------------------------------------------------------------------------------------------------------------------------------------------------------------------------------------------------------------------------------------------------------------------------------------------------------------------------------------------------------------------------------------------------------------------------------------------------------------------------------------------------------------------------------------------------------------------------------------------------------------------------------------------------------------------------------------------------------|
| <b>Description</b> | Clears all or the specified NAT table entries. There is no <b>no</b> version.                                                                                                                                                                                                                                                                                                                                                                                                                                                                                                                                                                                                                                                                                                                                                                                                                                                                                                                                                                                                                                                                                                                                                                                                                                                                                                                                                                                                                                                                                                                                                                                                                                                                                                  |
| <b>Syntax</b>      | <pre>clear ip nat translation *</pre> <pre>clear ip nat translation inside insideGlobalIpAddress insideLocalIpAddress</pre> <pre>clear ip nat translation outside outsideLocalIpAddress outsideGlobalIpAddress</pre> <pre>clear ip nat translation { icmp   tcp   udp }</pre> <pre>inside insideGlobalIpAddress insideGlobalPort insideLocalIpAddress insideLocalPort</pre> <pre>clear ip nat translation { gre   icmp   tcp   udp }</pre> <pre>inside insideGlobalIpAddress * insideLocalIpAddress *</pre> <pre>clear ip nat translation { icmp   tcp   udp }</pre> <pre>inside insideGlobalIpAddress insideGlobalPort insideLocalIpAddress insideLocalPort</pre> <pre>outside outsideLocalIpAddress outsideLocalPort outsideGlobalIpAddress</pre> <pre>outsideGlobalPort</pre> <ul style="list-style-type: none"><li>■ <i>*</i>—Clears all translations when used in the <b>clear ip nat translation</b> version of this command</li><li>■ <i>*</i>—Matches any global or local port to remove inside source extended GRE, ICMP, TCP, or UDP translations for the specified global IP address and local IP address when used in the <b>clear ip nat translation { gre   icmp   tcp   udp } inside insideGlobalIpAddress * insideLocalIpAddress *</b> version of this command</li><li>■ <i>inside</i>—Specifies an inside address</li><li>■ <i>insideGlobalIpAddress</i>—Inside global IP address</li><li>■ <i>insideLocalIpAddress</i>—Inside local IP address</li><li>■ <i>outside</i>—Specifies an outside address</li><li>■ <i>outsideLocalIpAddress</i>—Outside local IP address</li><li>■ <i>outsideGlobalIpAddress</i>—Outside global IP address</li><li>■ <i>tcp</i>—Specifies a TCP port translation</li><li>■ <i>udp</i>—Specifies a UDP port translation</li></ul> |

- `icmp`—Specifies an ICMP port translation
- `gre`—Specifies a GRE translation
- `insideGlobalPort`—Inside global port number
- `insideLocalPort`—Inside local port number
- `outsideGlobalPort`—Outside global port number
- `outsideLocalPort`—Outside local port number

**Mode** Privileged Exec

**Release Information** Command introduced before JUNOS Release 7.1.0.  
`gre` keyword added in JUNOS Release 7.3.0.

## clear ip ospf database

---

**Description** Deletes all entries from the OSPF link-state database and resets all adjacencies. There is no **no** version.

**Syntax** `clear ip ospf database`

**Mode** Privileged Exec

**Release Information** Command introduced in JUNOS Release 7.1.0.

## clear ip ospf neighbor

---

**Description** Clears or resets adjacency with a specified neighbor session. There is no **no** version.



**NOTE:** When OSPF is configured and running over an NBMA network, do not issue the **clear ip ospf neighbor** command simultaneously on both ends of the OSPF link. Doing so brings the OSPF link down completely. In this event, you must do one of the following on both sides of the link to bring the link back up:

- Reconfigure the OSPF neighbors on the NBMA interface with the **neighbor** command.
- Issue the **clear ip ospf database** command to clear and reset the OSPF adjacencies.
- Issue the **shutdown** command followed by the **no shutdown** command on the interface.

**Syntax** `clear ip ospf neighbor [ neighborAddress ]`

- *neighborAddress*—IP address of identified neighbor to clear or reset

**Mode** Privileged Exec

**Release Information** Command introduced in JUNOS Release 7.1.0.

## clear ip ospf redistribution

---

**Description** Clears and readvertises all of the routes that have been previously redistributed into OSPF. Exercise caution when using this command as it purges all external LSAs and reoriginates. There is no **no** version.

**Syntax** clear ip ospf redistribution

**Mode** Privileged Exec

**Release Information** Command introduced before JUNOS Release 7.1.0.

## clear ip pim auto-rp

---

**Description** Clears the group-to-RP router mappings the router learned via autoRP. There is no **no** version.

**Syntax** clear ip pim auto-rp [ *ipAddress* ]

- *ipAddress*—IP address of the router designated as an RP router

**Mode** Privileged Exec, User Exec

**Release Information** Command introduced before JUNOS Release 7.1.0.

## clear ip pim interface count

---

**Description** Clears the counters for multicast packet statistics on all interfaces or the specified interface. There is no **no** version.

**Syntax** clear ip pim interface [ *interfaceType interfaceSpecifier* ] count

- *interfaceType*—Interface type; see *Interface Types and Specifiers* in *About This Guide*
- *interfaceSpecifier*—Particular interface; format varies according to interface type; see *Interface Types and Specifiers* in *About This Guide*

**Mode** Privileged Exec, User Exec

**Release Information** Command introduced before JUNOS Release 7.1.0.

## clear ip pim remote-neighbor count

**Description** Clears the counters for remote neighbor statistics on all interfaces or the specified interface. There is no **no** version.



**NOTE:** This command is typically used when you configure PIM remote neighbors to run multicast services over BGP/MPLS VPNs. That functionality is no longer supported.

**Syntax** clear ip pim remote-neighbor [ *ipAddress* ] count

- *ipAddress*—IP address of the interface

**Mode** Privileged Exec, User Exec

**Release Information** Command introduced before JUNOS Release 7.1.0.

## clear ip prefix-list

**Description** Clears all hit counts in the prefix lists, the specified prefix list, or the specified entry from the specified prefix list. There is no **no** version.

**Syntax** clear ip prefix-list [ *listName* [ *network/length* ] ]

- *listName*—Name of the prefix list; string of up to 32 characters
- *network*—Base address of the network route to be filtered; for example, 192.168.32.0 or 10.10.0.0
- *length*—Length of the network prefix; number of bits masking base address to produce address to be matched

**Mode** Privileged Exec, User Exec

**Release Information** Command introduced before JUNOS Release 7.1.0.

## clear ip prefix-tree

**Description** Clears all prefix trees, the specified prefix tree, or the specified entry from the specified prefix tree. There is no **no** version.

**Syntax** clear ip prefix-tree [ *treeName* [ *network/length* ] ]

- *treeName*—Name of the prefix list; string of up to 32 characters
- *network*—Base address of the network route to be filtered; for example, 192.168.32.0 or 10.10.0.0
- *length*—Length of the network prefix; number of bits masking base address to produce address to be matched

**Mode** Privileged Exec, User Exec

**Release Information** Command introduced before JUNOS Release 7.1.0.



## clear ip rip dynamic-interfaces

---

**Description** Clears all existing dynamic, unnumbered interfaces that were created since issuing the **ip rip copy-to-dynamic** command. There is no **no** version.

**Syntax** clear ip rip dynamic-interfaces

**Mode** Privileged Exec, User Exec

**Release Information** Command introduced before JUNOS Release 7.1.0.

## clear ip rip redistribution

---

**Description** Clears all the routes that have previously been redistributed into RIP. There is no **no** version.

**Syntax** clear ip rip redistribution

**Mode** Privileged Exec, User Exec

**Release Information** Command introduced before JUNOS Release 7.1.0.

## clear ip routes

---

**Description** Clears a specified route or all dynamic routes from the routing table of a specified VRF or all VRFs. There is no **no** version.

**Syntax** clear ip routes [ vrf *vrfName* ] { \* | *ipAddress ipMask* }

- *vrfName*—Name of the VRF context from which routes are to be cleared
- \*—Clears all dynamic routes
- *ipAddress*—IP address prefix for routes that are cleared; in 32-bit dotted-decimal format
- *ipMask*—Mask of the IP address prefix for routes that are cleared; in 32-bit dotted-decimal format

**Mode** Privileged Exec

**Release Information** Command introduced before JUNOS Release 7.1.0.

## clear ip routes download

---

- Description** Synchronizes downloaded access routes and the routes installed in the routing table. This command has no effect if a download operation is in progress. There is no **no** version.
- Syntax** For a specific VRF  
`clear ip routes download [ vrf vrfName ] { ipAddress ipMask | * }`
- For all virtual routers  
`clear ip routes download { all | reload }`
- *vrfName*—Name of the VRF; string of 1–32 alphanumeric characters; the current virtual router is used by default
  - *ipAddress*—IP address prefix to clear
  - *ipMask*—Network mask of the IP address prefix to clear
  - \*—Clears all dynamic routes that are installed in the routing table of the current virtual router or specified VRF
  - all—Clears all downloaded routes that are installed in the routing tables of all virtual routers and VRFs.
  - reload—Performs a route download operation, then clears all downloaded routes from the routing tables in all virtual routers and VRFs.
- Mode** Privileged Exec
- Release Information** Command introduced in JUNOS Release 8.1.0.

## clear ip tunnel-routes

---

- Description** Clears and then refreshes a specified route or all dynamic routes from the tunnel routing table of the virtual router or a specified VRF. There is no **no** version.
- Syntax** `clear ip tunnel-routes [ vrf vrfName ] { * | ipAddress ipMask }`
- *vrfName*—Name of the VRF context from which routes are to be cleared
  - \*—Clears all dynamic routes
  - *ipAddress*—IP address prefix for routes that are cleared; in 32-bit dotted-decimal format
  - *ipMask*—Mask of the IP address prefix for routes that are cleared; in 32-bit dotted-decimal or /N format
- Mode** Privileged Exec
- Release Information** Command introduced in JUNOS Release 7.1.0.

## clear ipv6 access-list

---

**Description** Clears counters for entries in IP access lists. There is no **no** version.

**Syntax** clear ipv6 access-list [ *accessListName* ]

- *accessListName*—Name of the access list; a string of up to 32 characters

**Mode** Privileged Exec

**Release Information** Command introduced before JUNOS Release 7.1.0.

## clear ipv6 bfd session

---

**Description** Restarts all IPv6 BFD sessions or a specified BFD session. There is no **no** version.

**Syntax** clear ipv6 bfd session [ address *ipv6Address* ]

- *ipAddress*—IP address of the destination to which the session has been established

**Mode** Privileged Exec, User Exec

**Release Information** Command introduced in JUNOS Release 7.1.0.

## clear ipv6 interface

---

**Description** Clears the counters on the specified IPv6 interface. The default is all interface types and all interfaces. There is no **no** version.

**Syntax** clear ipv6 interface *interfaceType interfaceSpecifier*

- *interfaceType*—Interface type; see *Interface Types and Specifiers* in *About This Guide*
- *interfaceSpecifier*—Particular interface; format varies according to interface type; see *Interface Types and Specifiers* in *About This Guide*

**Mode** Privileged Exec

**Release Information** Command introduced before JUNOS Release 7.1.0.

## clear ipv6 mroute

---

**Description** Clears all or the specified IPv6 multicast forwarding entries. There is no **no** version.

**Syntax** `clear ipv6 mroute { * | grpAddress [ sourceAddress ] }`

- `*`—Clears all IPv6 multicast forwarding entries
- *grpAddress*—Address of the multicast group for which forwarding entries should be cleared
- *sourceAddress*—Address of the multicast source for which forwarding entries should be cleared

**Mode** Privileged Exec, User Exec

**Release Information** Command introduced before JUNOS Release 7.1.0.

## clear ipv6 neighbors

---

**Description** Clears all IPv6 dynamic neighbors. The **include-statics** keyword clears both dynamic neighbors and static neighbors. The **statics-only** keyword clears only IPv6 static neighbors. There is no **no** version.

**Syntax** `clear ipv6 neighbors [ include-statics | statics-only ]`

- `include-statics`—Clears both dynamic and static neighbors
- `statics-only`—Clears only static neighbors

**Mode** Privileged Exec

**Release Information** Command introduced before JUNOS Release 7.1.0.

## clear ipv6 ospf counters

---

**Description** Clears all OSPF IPv6 statistical counters for the virtual router. There is no **no** version.

**Syntax** `clear ipv6 ospf [ processId ] counters`

- *processId*—Number in the range 1–65535 that identifies the OSPF process

**Mode** Privileged Exec

**Release Information** Command introduced before JUNOS Release 7.1.0.

## clear ipv6 ospf process

---

**Description** Clears the OSPF IPv6 process on the virtual router. There is no **no** version.

**Syntax** clear ipv6 ospf [ *processId* ] process

- *processId*—Number in the range 1–65535 that identifies the OSPF process

**Mode** Privileged Exec

**Release Information** Command introduced before JUNOS Release 7.1.0.

## clear ipv6 ospf redistribution

---

**Description** Clears and readvertise all of the routes that have been previously redistributed into OSPF. Exercise caution when using this command as it purges all external LSAs and reoriginates. There is no **no** version.

**Syntax** clear ipv6 ospf redistribution

**Mode** Privileged Exec

**Release Information** Command introduced before JUNOS Release 7.1.0.

## clear ipv6 pim interface

---

**Description** Clears the counters for multicast packet statistics on all IPv6 interfaces or the specified IPv6 interface. There is no **no** version.

**Syntax** clear ipv6 pim interface [ *interfaceType interfaceSpecifier* ] count

- *interfaceType*—Interface type; see *Interface Types and Specifiers* in *About This Guide*
- *interfaceSpecifier*—Particular interface; format varies according to interface type; see *Interface Types and Specifiers* in *About This Guide*

**Mode** Privileged Exec, User Exec

**Release Information** Command introduced before JUNOS Release 7.1.0.

## clear ipv6 pim remote-neighbor

---

**Description** Clears the counters for remote neighbor statistics on all IPv6 interfaces or the specified IPv6 interface. There is no **no** version.

**Syntax** clear ipv6 pim remote-neighbor [ *ipv6Address* ] count

- *ipv6Address*—IPv6 address of the interface

**Mode** Privileged Exec, User Exec

**Release Information** Command introduced before JUNOS Release 7.1.0.

## clear ipv6 prefix-list

---

**Description** Clears all hit counts in all IPv6 prefix lists, the specified prefix list, or the specified entry from the specified prefix list. There is no **no** version.

**Syntax** clear ipv6 prefix-list [ *listName* [ *network/length* ] ]

- *listName*—Name of the IPv6 prefix list; string of up to 32 characters
- *network*—Base address of the network route to be filtered; for example, ::ffff:a:b:c:d
- *length*—Length of the network prefix; number of bits masking base address to produce address to be matched

**Mode** Privileged Exec, User Exec

**Release Information** Command introduced before JUNOS Release 7.1.0.

## clear ipv6 routes

---

**Description** Clears IPv6 routes. To clear the routes for a specific IPv6 network, specify the IPv6 prefix. To clear all dynamic IPv6 routes, use the \* (asterisk) option. There is no **no** version.

**Syntax** clear ipv6 routes [ *ipv6Prefix* | \* ]

- *ipv6Prefix*—IPv6 network for which to clear route information
- \*—Clears all dynamic IPv6 routes

**Mode** Privileged Exec

**Release Information** Command introduced before JUNOS Release 7.1.0.

## clear ipv6 tunnel-routes

---

**Description** Clears and then refreshes IPv6 routes from the tunnel routing table. To clear the routes for a specific IPv6 network, specify the IPv6 prefix. To clear all dynamic IPv6 routes, use the \* (asterisk) option. There is no **no** version.

**Syntax** clear ipv6 tunnel-routes [ *ipv6Prefix* | \* ]

- *ipv6Prefix*—IPv6 network for which to clear route information
- \*—Clears all dynamic IPv6 routes

**Mode** Privileged Exec

**Release Information** Command introduced in JUNOS Release 7.1.0.

## clear isis adjacency

---

**Description** Clears all entries from the adjacency database, or clears only adjacencies with a specified neighbor. There is no **no** version.

**Syntax** clear isis adjacency [ *systemId* | *hostname* ]

- *systemId*—System ID of an IS-IS neighbor
- *hostname*—Hostname of an IS-IS neighbor

**Mode** Privileged Exec

**Release Information** Command introduced before JUNOS Release 7.1.0.

## clear isis database

---

**Description** Clears all entries from the IS-IS link-state database, or clears only entries associated with a specified neighbor. There is no **no** version.

**Syntax** clear isis database [ *systemId* | *hostname* ]

- *systemId*—System ID of an IS-IS neighbor
- *hostname*—Hostname of an IS-IS neighbor

**Mode** Privileged Exec

**Release Information** Command introduced before JUNOS Release 7.1.0.

## clear isis ipv6 redistribution

---

**Description** Clears all the IPv6 routes that have previously been redistributed into IS-IS and redistributes them using the current policy configuration. There is no **no** version.

**Syntax** clear isis ipv6 redistribution

**Mode** Privileged Exec

**Release Information** Command introduced in JUNOS Release 8.2.0.

## clear l2c discovery-table

---

**Description** Clears all entries or a specified entry from the topology discovery table. There is no **no** version.

**Syntax** clear l2c discovery-table { neighbor *neighborName* | end-user-id *userId* | neighbor *neighborName* end-user-id *userId* }

- *neighborName*—Name of the neighbor you want to reset
- *userId*—User ID you want to reset

**Mode** Privileged Exec

**Release Information** Command introduced in JUNOS Release 7.2.0.

## clear l2c neighbor

---

**Description** Resets the specified GSMP neighbor session. There is no **no** version.

**Syntax** clear l2c neighbor *neighborName*

- *neighborName*—Name of the neighbor you want to reset

**Mode** Privileged Exec

**Release Information** Command introduced before JUNOS Release 7.1.0.

## clear line

---

**Description** Removes all services on any line on the system and closes any files opened as a result of services on that line. There is no **no** version.

**Syntax** clear line { *absoluteLine* | *cliType* *relativeLine* }

- *absoluteLine*—Absolute number of the line to which the user is connected; see the line number field in the **show users** command output
- *cliType*—One of the following types of lines:
  - console
  - vty
- *relativeLine*—Relative number for a line; see the line name field in the **show users** command output

**Mode** User Exec

**Release Information** Command introduced before JUNOS Release 7.1.0.



## clear mirror log

---

**Description** Clears all log entries for packet mirroring operations. By default, you must have CLI user access level 13 or above to use this command; an administrator can modify the user access level requirement. There is no **no** version.

**Syntax** clear mirror log

**Mode** Privileged Exec, User Exec

**Release Information** Command introduced before JUNOS Release 7.1.0.

**Related Topics**

- Monitoring Packet Mirroring Overview
- Logging Packet Mirroring Information

## clear mpls dynamic-interfaces on-major-interfaces

---

**Description** Removes and re-creates both dynamic IPv4 interfaces and dynamic IPv6 interfaces that are on top of all MPLS major interfaces or on top of the specified MPLS major interface. There is no **no** version.

**Syntax** clear mpls dynamic-interfaces [ ip | ipv6 ] on-major-interfaces  
[ *interfaceType interfaceSpecifier* ]

- ip—Specifies that only IPv4 dynamic interfaces are removed and re-created
- ipv6—Specifies that only IPv6 dynamic interfaces are removed and re-created
- *interfaceType*—Interface type; see *Interface Types and Specifiers* in *About This Guide*
- *interfaceSpecifier*—Particular interface; format varies according to interface type; see *Interface Types and Specifiers* in *About This Guide*

**Mode** Privileged Exec

**Release Information** Command introduced in JUNOS Release 7.2.0.

## clear mpls ldp

---

**Description** Removes and reestablishes existing LDP LSPs, thereby forcing the reapplication of policies on the reestablished topology-driven LDP LSPs. You can clear all LDP LSPs or limit the clearance to only LSPs to a specified prefix or neighbor. There is no **no** version.

**Syntax** `clear mpls ldp [ prefix destAddr [ maskLen | mask ] | neighbor [ neighborAddress ] ]`

- *destAddr*—IP address of the prefix to be cleared
- *maskLen*—Length of the prefix to be cleared; number in the range 0–32
- *mask*—Mask for the prefix to be cleared
- *neighborAddress*—IP address of a neighbor 32-bit dotted-decimal format of the entry to be cleared

**Mode** Privileged Exec

**Release Information** Command introduced before JUNOS Release 7.1.0.

## clear redundancy history

---

**Description** Clears the high availability switchover history for the router. There is no **no** version.

**Syntax** `clear redundancy history`

**Mode** Privileged Exec

**Release Information** Command introduced before JUNOS Release 7.1.0.

## clear rsvp authentication

---

**Description** Clears the security association and resets the sequence number on the receiving peer for the specified sending peer. There is no **no** version.

**Syntax** `clear { ip | mpls } rsvp authentication [ ipAddress ]`

- *ip*—Specifies keyword for compatibility with non-E-series implementations
- *mpls*—Indicates JUNOS MPLS implementation
- *ipAddress*—IP address of sending peer

**Mode** Privileged Exec

**Release Information** Command introduced before JUNOS Release 7.1.0.

## clear suspicious-control-flow-detection

---

**Description** Clears one or more suspicious flows. If you do not specify a slot, interface, or IP address, clears all suspicious flows. If you specify a slot, clears all specified suspicious flows on that slot. If you specify an interface and protocol, clears flows that are identified down to the Ethernet mac address level. There is no **no** version.

**Syntax** clear suspicious-control-flow-detection  
[ interface *interfaceSpecifier* protocol *protocolValue* address *ethernetAddress* slot *slotNumber* ]

- *interfaceSpecifier*—Particular interface; format varies according to interface type; see *Interface Types and Specifiers* in *About This Guide*
- *protocolValue*—Name of the protocol to be cleared
- *ethernetAddress*—Ethernet address to be cleared
- *slotNumber*—Number of the slot to be cleared

**Mode** Privileged Exec, User Exec

**Release Information** Command introduced in JUNOS Release 7.3.0.

## client-name

---

**Description** From Domain Map Tunnel Configuration or Tunnel Group Tunnel Configuration mode, sets a hostname for a tunnel that the LAC uses when communicating with the LNS about the tunnel. The **no** version removes the hostname from the tunnel.



**NOTE:** In Domain Map Tunnel Configuration mode, this command is replacing the **hostname** command. The **hostname** command may be removed completely from Domain Map Tunnel Configuration mode in a future release.

**Syntax** client-name *clientname*  
no client-name

- *clientname*—String of up to 64 characters (no spaces)

**Mode** Domain Map Tunnel Configuration, Tunnel Group Tunnel Configuration

**Release Information** Command introduced before JUNOS Release 7.1.0.

## clns configuration-time

---

|                            |                                                                                                                                                                                                                                                                   |
|----------------------------|-------------------------------------------------------------------------------------------------------------------------------------------------------------------------------------------------------------------------------------------------------------------|
| <b>Description</b>         | Specifies the rate at which ES hellos and IS hellos are sent. The <b>no</b> version restores the default value, 10 seconds.                                                                                                                                       |
| <b>Syntax</b>              | clns configuration-time <i>configTime</i><br>no clns configuration-time <ul style="list-style-type: none"> <li>■ <i>configTime</i>—Number in the range 1–65535; rate in seconds at which ES and IS hello packets are sent; default value is 10 seconds</li> </ul> |
| <b>Mode</b>                | Global Configuration                                                                                                                                                                                                                                              |
| <b>Release Information</b> | Command introduced before JUNOS Release 7.1.0.                                                                                                                                                                                                                    |

## clns holding-time

---

|                            |                                                                                                                                                                                                                                                            |
|----------------------------|------------------------------------------------------------------------------------------------------------------------------------------------------------------------------------------------------------------------------------------------------------|
| <b>Description</b>         | Allows the sender of an ES hello or IS hello to specify the length of time you consider the information in the hello packets to be valid. The <b>no</b> version restores the default value, 30 seconds.                                                    |
| <b>Syntax</b>              | clns holding-time <i>holdTime</i><br>no clns holding-time <ul style="list-style-type: none"> <li>■ <i>holdTime</i>—Number in the range 1–65535; length of time in seconds during which the information in the hello packets is considered valid</li> </ul> |
| <b>Mode</b>                | Global Configuration                                                                                                                                                                                                                                       |
| <b>Release Information</b> | Command introduced before JUNOS Release 7.1.0.                                                                                                                                                                                                             |

## clns host

---

|                            |                                                                                                                                                                                                                                                                                                                                                                                                                                                           |
|----------------------------|-----------------------------------------------------------------------------------------------------------------------------------------------------------------------------------------------------------------------------------------------------------------------------------------------------------------------------------------------------------------------------------------------------------------------------------------------------------|
| <b>Description</b>         | Defines a name-to-NSAP mapping that can then be used with commands requiring NSAPs. Enables dynamic resolution of hostnames to system IDs (within the NSAP address). The hostname mapping is sent in the LSPs within the dynamic hostname TLV tuple. Display the TLV by issuing the <b>show isis database detail</b> command. Use the <b>show hosts</b> command to display the mapping. The <b>no</b> version restores the default of no mapping defined. |
| <b>Syntax</b>              | clns host <i>name nsap</i><br>no clns host <i>name</i> <ul style="list-style-type: none"> <li>■ <i>name</i>—Name for the NSAP; first character can be either a letter or a number. If a number is used, the operations you can perform are limited.</li> <li>■ <i>nsap</i>—NSAP to which that name maps</li> </ul>                                                                                                                                        |
| <b>Mode</b>                | Global Configuration                                                                                                                                                                                                                                                                                                                                                                                                                                      |
| <b>Release Information</b> | Command introduced before JUNOS Release 7.1.0.                                                                                                                                                                                                                                                                                                                                                                                                            |

## clock set

---

**Description** Allows you to manually set the system clock. There is no **no** version.

**Syntax** clock set *time* { *month day* | *day month* } *year*

- *time*—Current time (in 24-hour format – *HH:MM:SS*)
- *month*—Name of the month (January, February, ...)
- *day*—Day of the month (1–31)
- *year*—Year (2000, 2001, ...)

**Mode** Privileged Exec

**Release Information** Command introduced before JUNOS Release 7.1.0.

## clock source

---

**Description** Determines how an interfaces obtains clocking signals. The **no** version restores the default value, **line**.

**Syntax** clock source { *line* | *internal* { *module* | *chassis* } }

no clock source

- *line*—Interface clocks data from a clock recovered from the line's receive data stream; the default.
- *internal*—Internal clock source transmits data from its internal clock. You must specify one of the following for internal clocking:
  - *module*—Internal clock is from the line module itself
  - *chassis*—Internal clock is from the configured system clock

**Mode** Controller Configuration, Interface Configuration (POS only)

**Release Information** Command introduced before JUNOS Release 7.1.0.

## clock summer-time date

---

**Description** Sets the router to automatically switch to summer time (Daylight Saving Time—DST). It should start on the first specific date listed in the command and end on the second specific date in the command. The **no** version configures the software so that it does not automatically switch to summer time.

**Syntax** `clock summer-time name date { startDay startMonth | startMonth startDay } startYear startTime { stopDay stopMonth | stopMonth stopDay } stopYear stopTime [ dstOffset ]`  
`no clock summer-time`

- *name*—Name of the time zone (for example, PDT) to be displayed when daylight saving (summer) time is in effect
- *date*—Indicates that summer time should start on the first specific date listed in the command and end on the second specific date in the command
- *startDay*—DST start day (1–31)
- *startMonth*—DST start month (January, February, ...)
- *startYear*—DST start year (2000, 2001, ...)
- *startTime*—DST start time (24-hour format) in hours and minutes (hh:mm)
- *stopDay*—DST stop day
- *stopMonth*—DST stop month
- *stopYear*—DST stop year
- *stopTime*—DST stop time (24-hour format)
- *dstOffset*—Number of minutes to add during summer time in the range 1–1440; default = 60

**Mode** Global Configuration

**Release Information** Command introduced before JUNOS Release 7.1.0.

## clock summer-time recurring

---

**Description** Sets the router to automatically switch to summer time (Daylight Saving Time) on the specified dates every year. The **no** version configures the software not to automatically switch to summer time.

**Syntax** clock summer-time *name* recurring [ { *startWeekNumber* | *startWeekEnum* } *startDay* *startMonth* *startTime* { *stopWeekNumber* | *stopWeekEnum* } *stopDay* *stopMonth* *stopTime* [ *dstOffset* ] ]  
no clock summer-time

- *name*—Name of the time zone (for example, EDT for Eastern Daylight Savings Time) to be displayed when daylight saving (summer) time is in effect
- *recurring*—Indicates that summer time should start and end on the specified days every year
- *startWeekNumber*—DST start week of the month (1–5)
- *startWeekEnum*—First week in month (first); or last week in month (last)
- *startDay*—DST start day of the week (Sunday, Monday, ...)
- *startMonth*—DST start month (January, February, ...)
- *startTime*—DST start time (24-hour format) in hours and minutes (hh:mm)
- *stopWeekNumber*—DST stop week of the month (1–5)
- *stopWeekEnum*—First week in month (first); or last week in month (last)
- *stopDay*—DST stop day of the week
- *stopMonth*—DST stop month
- *stopTime*—DST stop time in hours and minutes (hh:mm)
- *dstOffset*—Number of minutes to add during summer time in the range 1–1440; default = 60

**Mode** Global Configuration

**Release Information** Command introduced before JUNOS Release 7.1.0.

## clock timezone

---

**Description** Sets the time zone for display. The **no** version sets the time zone to UTC.

**Syntax** clock timezone *name* *hours* [ *minutes* ]  
no clock timezone

- *name*—Name of the time zone to be displayed when Standard time is in effect, such as EST or PST.
- *hours*—Hours offset from UTC (-23, -22 ... 23)
- *minutes*—Minutes offset from UTC (0–59)

**Mode** Global Configuration

**Release Information** Command introduced before JUNOS Release 7.1.0.

## color

---

**Description** Defines a policy rule that assigns a color to packets defined in the current classifier control list. The **no** version removes the rule from the policy list; the **suspend** version temporarily suspends the policy rule; the **no suspend** version resumes application of a suspended rule.



**NOTE:** This command replaces the Policy List Configuration mode version of the **color** command, which may be removed completely in a future release.

**Syntax** [ no ] [ suspend ] color { green | yellow | red }

- green—Assigns green color to packets; highest precedence
- yellow—Assigns yellow color to packets; intermediate precedence
- red—Assigns red color to packets; lowest precedence

**Mode** Classifier Group Configuration

**Release Information** Command introduced before JUNOS Release 7.1.0.

### Related Topics

- Hierarchical Rate Limits Overview
- Policy Rule Precedence

## color-aware

---

**Description** Configures rate-limit profile to operate in color-aware mode. (Supported only on hierarchical rate limits.) Color-aware rate limits can change the algorithm used depending on the color of the incoming packet, which might have been set in the previous rate limit, in a policy action, or in an earlier policy. The **no** version restores the default value, which is not color-aware.

**Syntax** [ no ] color-aware

**Mode** Rate Limit Profile Configuration

**Release Information** Command introduced in JUNOS Release 7.2.0.

### Related Topics

- Creating a Two-Rate Rate-Limit Profile



## color-mark-profile

---

**Description** Translates the packet color (independent of its type) to a type-dependent mark (for ToS or EXP), which is applied to a packet after it has exited a rate-limit hierarchy. If translation is not configured for a color, then packets of that color are not changed. The **no** version deletes the color-mark profile.

**Syntax** [ no ] [ ip | ipv6 | mpls ] color-mark-profile *profileName*

- *profileName*—Name of the rate-limit profile to be used in a policy (up to 40 alphanumeric characters)

**Mode** Color Mark Profile Configuration, Global Configuration

**Release Information** Command introduced in JUNOS Release 7.2.0.

**Related Topics**

- Hierarchical Rate Limits Overview
- Policy Rule Precedence

## committed-action

---

**Description** Sets the action for packets conforming to the committed rate and committed burst size and conforming to the exceed rate and exceed burst size for a rate-limit profile. The **no** version restores the value to the default value, drop.

**Syntax** For IP and IPv6 rate-limit profiles:  
`[ no ] committed-action { drop | transmit | mark markVal }`

For L2TP rate-limit profiles:  
`[ no ] committed-action { drop | transmit }`

For MPLS rate-limit profiles:  
`[ no ] committed-action { drop | transmit | mark-exp expValue }`

For hierarchical rate-limit profiles:  
`[ no ] committed-action { drop | transmit [ conditional | unconditional | final ] }`

- drop—Drops the packet
- transmit—Transmits the packet; for hierarchical rate limits:
  - conditional—Packets must pass the next rate limit
  - unconditional—Packets take resources, but are not affected by the rest of the hierarchy
  - final—Packets exit the hierarchy at rate limit
- *markVal*—Value in the range 0–255
- *expValue*—EXP bit value in the range 0–7

**Mode** Rate Limit Profile Configuration

**Release Information** Command introduced before JUNOS Release 7.1.0.  
**conditional**, **unconditional**, and **final** keywords added in JUNOS Release 7.2.0.

### Related Topics

- Creating a Two-Rate Rate-Limit Profile

## committed-burst

---

|                            |                                                                                                                                                                                                                                                                                  |
|----------------------------|----------------------------------------------------------------------------------------------------------------------------------------------------------------------------------------------------------------------------------------------------------------------------------|
| <b>Description</b>         | Sets the committed burst for a rate limit profile. The <b>no</b> version restores the default value, 100 ms; if 100ms is less than 8K, then 8K (8192).                                                                                                                           |
| <b>Syntax</b>              | <code>committed-burst { size   millisecond <i>milliseconds</i> }</code><br><code>no committed-burst</code> <ul style="list-style-type: none"><li>■ <i>size</i>—Size in bytes in the range 1–4294967295</li><li>■ <i>milliseconds</i>—Milliseconds in the range 1–10000</li></ul> |
| <b>Mode</b>                | Rate Limit Profile Configuration                                                                                                                                                                                                                                                 |
| <b>Release Information</b> | Command introduced before JUNOS Release 7.1.0.<br><i>milliseconds</i> variable added in JUNOS Release 8.1.0.                                                                                                                                                                     |
| <b>Related Topics</b>      | <ul style="list-style-type: none"><li>■ Creating a Two-Rate Rate-Limit Profile</li></ul>                                                                                                                                                                                         |

## committed-drop-threshold

---

|                            |                                                                                                                                                                                                                                           |
|----------------------------|-------------------------------------------------------------------------------------------------------------------------------------------------------------------------------------------------------------------------------------------|
| <b>Description</b>         | Configures the threshold above which committed-drop-events are logged. The <b>no</b> version removes the threshold.                                                                                                                       |
| <b>Syntax</b>              | <code>committed-drop-threshold <i>committedDropThreshold</i></code><br><code>no committed-drop-threshold</code> <ul style="list-style-type: none"><li>■ <i>committedDropThreshold</i>—Bits per second in the range 0–1073741824</li></ul> |
| <b>Mode</b>                | Statistics Profile Configuration                                                                                                                                                                                                          |
| <b>Release Information</b> | Command introduced before JUNOS Release 7.1.0.                                                                                                                                                                                            |
| <b>Related Topics</b>      | <ul style="list-style-type: none"><li>■ Configuring Event Statistics</li></ul>                                                                                                                                                            |

## committed-length

---

**Description** Sets minimum and maximum constraints for the queue's committed lengths. The **no** version removes constraints on the queue's committed length.

**Syntax** committed-length *minimumCommittedLength* [ *maximumCommittedLength* ]  
no committed-length

- *minimumCommittedLength*—Range 0–1073741824
- *maximumCommittedLength*—Range 0–1073741824

**Mode** Queue Profile Configuration

**Release Information** Command introduced before JUNOS Release 7.1.0.

**Related Topics**

- Configuring Queue Profiles to Manage Buffers and Thresholds

## committed-rate

---

**Description** Sets the committed rate for a rate-limit profile as a specified value or as a percentage of a reference rate defined in the specified policy parameter. The **no** version restores the default value, 0.

**Syntax** committed-rate { *rate* | *parameterName* percentage *percentValue* }  
no committed-rate

- *rate*—Rate in bits per second in the range 0–4294967295
- *parameterName*—Name of policy parameter up to 40 characters
- *percentValue*—Percentage in the range 0–100

**Mode** Rate Limit Profile Configuration

**Release Information** Command introduced before JUNOS Release 7.1.0.  
*parameterName* and *percentValue* variables added in JUNOS Release 8.1.0.

**Related Topics**

- Creating a Two-Rate Rate-Limit Profile
- Setting the Committed Rate for a Rate-Limit Profile

## committed-threshold

---

**Description** Specifies the committed queue thresholds and maximum drop probability. The **no** version removes committed threshold.

**Syntax** committed-threshold { percent *MinThresholdPercent* *MaxThresholdPercent* | *MinThresholdBytes* *MaxThresholdBytes* } *MaxDropProbability*  
no committed-threshold

- percent—Specifies committed queue thresholds as percentages
- *MinThresholdPercent*—Minimum queue threshold as a percentage of queue length
- *MaxThresholdPercent*—Maximum queue threshold as a percentage of queue length
- *MinThresholdBytes*—Minimum queue threshold in bytes
- *MaxThresholdBytes*—Maximum queue threshold in bytes
- *MaxDropProbability*—Maximum drop probability

**Mode** Drop Profile Configuration

**Release Information** Command introduced before JUNOS Release 7.1.0.

### Related Topics

- Configuring RED
- Configuring WRED

## common-name

---

**Description** Specifies a common name used to generate certificate requests. The **no** version removes the common name.

**Syntax** [ no ] common-name *commonName*

- *commonName*—Name of up to 60 characters

**Mode** IPSec Identity Configuration

**Release Information** Command introduced before JUNOS Release 7.1.0.

## configure

---

**Description** Enters Global Configuration mode. There is no **no** version.



**NOTE:** This command is not allowed for a short time after a warm restart (warm switchover) occurs. This behavior allows some applications time to complete their warm-restart initialization. However, if the warm-restart does not complete in 5 minutes, the warm-start is cancelled and configuration access is restored.

**Syntax** `configure [ terminal | file [ fileName ] [ verbose | show-progress [ dotPeriod ] ] ]`

- `terminal`—Enables manual configuration from a terminal
- `file`—Configures the router from a script file
- `fileName`—Script file to execute
- `verbose`—Echoes each command as the script is executed
- `show-progress`—Displays a `.` during script execution
- `dotPeriod`—Number of commands executed before a `.` is displayed; default value is 100

**Mode** Privileged Exec

**Release Information** Command introduced before JUNOS Release 7.1.0.

## confirmations explicit

---

**Description** Requires the user to enter **y**, **ye**, or **yes** to confirm a prompt, and to enter **n** or **no** to deny a prompt. The **no** version restores the default state, which permits pressing `<Enter>` or `<y>` to confirm a prompt and entering any other characters to deny a prompt.

**Syntax** `[ no ] confirmations explicit`

**Mode** Global Configuration

**Release Information** Command introduced before JUNOS Release 7.1.0.

## conformed-action

---

**Description** Sets the action for packets not conforming to the committed rate and committed burst size, but conforming to the peak rate and peak burst size for a rate-limit profile. The **no** version restores the value to the default value, drop.

**Syntax** For IP and IPv6 rate-limit profiles:  
[ no ] conformed-action { drop | transmit | mark *markVal* }  
For L2TP rate-limit profiles:  
[ no ] conformed-action { drop | transmit }  
For MPLS rate-limit profiles:  
[ no ] conformed-action { drop | transmit | mark-exp *expValue* }  
For hierarchical rate-limit profiles:  
[ no ] conformed-action { drop | transmit [ conditional | unconditional | final ] }  
■ drop—Drops the packet  
■ transmit—Transmits the packet; for hierarchical rate limits:  
■ conditional—Packets must pass the next rate limit  
■ unconditional—Packets take resources, but are not affected by the rest of the hierarchy  
■ final—Packets exit the hierarchy at rate limit  
■ *markVal*—Value in the range 0–255  
■ *expValue*—EXP bit value in the range 0–7

**Mode** Rate Limit Profile Configuration

**Release Information** Command introduced before JUNOS Release 7.1.0.

### Related Topics

- Creating a Two-Rate Rate-Limit Profile

## conformed-drop-threshold

---

**Description** Configures the threshold above which conformed-drop-events are logged. The **no** version removes the threshold.

**Syntax** conformed-drop-threshold *conformedDropThreshold*  
no conformed-drop-threshold  
■ *conformedDropThreshold*—Bits per second in the range 0–1073741824

**Mode** Statistics Profile Configuration

**Release Information** Command introduced before JUNOS Release 7.1.0.  
**conditional**, **unconditional**, and **final** keywords added in JUNOS Release 7.2.0.

### Related Topics

- Configuring Event Statistics

## conformed-fraction

---

**Description** Sets the percentage of the total queue that can be occupied before dropping conformed packets. The **no** version returns the conformed fraction to its default setting.

**Syntax** conformed-fraction *conformedFraction*  
no conformed-fraction

- *conformedFraction*—Percentage in the range 0–100; default value is 50

**Mode** Queue Profile Configuration

**Release Information** Command introduced before JUNOS Release 7.1.0.

**Related Topics**

- Configuring Queue Profiles to Manage Buffers and Thresholds

## conformed-length

---

**Description** Sets minimum and maximum constraints for the queue's conformed lengths. The **no** version removes constraints on the queue's conformed length.

**Syntax** conformed-length *minimumConformedLength* [ *maximumConformedLength* ]  
no conformed-length

- *minimumConformedLength*—Number in the range 0–1073741824
- *maximumConformedLength*—Number in the range 0–1073741824

**Mode** Queue Profile Configuration

**Release Information** Command introduced before JUNOS Release 7.1.0.

**Related Topics**

- Configuring Queue Profiles to Manage Buffers and Thresholds



## conformed-threshold

---

**Description** Specifies the conformed queue thresholds and maximum drop probability. The **no** version removes conformed threshold.

**Syntax** `conformed-threshold { percent MinThresholdPercent MaxThresholdPercent | MinThresholdBytes MaxThresholdBytes } MaxDropProbability`  
`no conformed-threshold`

- *percent*—Specifies conformed queue thresholds as percentages
- *MinThresholdPercent*—Minimum queue threshold as a percentage of queue length
- *MaxThresholdPercent*—Maximum queue threshold as a percentage of queue length
- *MinThresholdBytes*—Minimum queue threshold in bytes
- *MaxThresholdBytes*—Maximum queue threshold in bytes
- *MaxDropProbability*—Maximum drop probability

**Mode** Drop Profile Configuration

**Release Information** Command introduced before JUNOS Release 7.1.0.

**Related Topics**

- Configuring RED
- Configuring WRED

## control-plane

---

**Description** Enters Control Plane Configuration mode. There is no **no** version.

**Syntax** `control-plane`

**Mode** Global Configuration

**Release Information** Command introduced in JUNOS Release 8.0.0.

**Related Topics**

- Rate-Limiting SRP Traffic Flows

## controlled-interface-type

---

**Description** Assigns controlled-interface types to a QoS parameter definition. Controlled-interface types specify the types of logical interfaces whose queues and nodes can be controlled by instances of the parameter definition. You can specify up to four controlled-interface types for each parameter definition. The **no** version removes the controlled-interface type from the parameter definition.

**Syntax** `controlled-interface-type controlledInterfaceType`  
`no controlled-interface-type { controlledInterfaceType | all }`

- *controlledInterfaceType*—One of the following controlled-interface types: atm, atm-vc, atm-vp, bridge, ethernet, fr-vc, ip, ip-tunnel, ipv6, l2tp-session, l2tp-tunnel, lsp, serial, svlan, server-port, vlan
- all—Removes all controlled-interface types

**Mode** QoS Parameter Definition

**Release Information** Command introduced in JUNOS Release 7.1.0.

**Related Topics**

- [Configuring a Basic Parameter Definition for QoS Administrators](#)

## controller e3

---

**Description** Accesses Controller Configuration mode so that you can configure an E3 controller. There is no **no** version.

**Syntax** `controller e3 interfaceSpecifier`

- *interfaceSpecifier*—Particular interface; format varies according to interface type; see *Interface Types and Specifiers* in *About This Guide*

**Mode** Global Configuration

**Release Information** Command introduced before JUNOS Release 7.1.0.

## controller sonet

---

**Description** Selects an interface on which you want to configure SONET or SDH. There is no **no** version.

**Syntax** `controller sonet interfaceSpecifier`

- *interfaceSpecifier*—Particular interface; format varies according to interface type; see *Interface Types and Specifiers* in *About This Guide*

**Mode** Global Configuration

**Release Information** Command introduced before JUNOS Release 7.1.0.

## controller t3

---

**Description** Accesses Controller Configuration mode so that you can configure a T3 controller. There is no **no** version.

**Syntax** controller t3 *interfaceSpecifier*

- *interfaceSpecifier*—Particular interface; format varies according to interface type; see *Interface Types and Specifiers* in *About This Guide*

**Mode** Global Configuration

**Release Information** Command introduced before JUNOS Release 7.1.0.

## convergence-factor

---

**Description** Specifies the convergence factor for all simple shared shapers on the router. The convergence factor determines how quickly the dynamic shaping rate converges with the calculated dynamic shaping rate, and is expressed as a percentage of the available bandwidth. The **no** version removes the specified convergence factor from all simple shared shapers on the router.

**Syntax** convergence-factor *convergenceFactor*  
no convergence-factor

- *convergenceFactor*—Percentage value in the range 0–99; default value is 50

**Mode** QoS Shared Shaper Control Configuration

**Release Information** Command introduced in JUNOS Release 8.0.0.

**Related Topics**

- Configuring Simple Shared Shaper Algorithm Variables

## copy

**Description** Copies a local or network file. There is no **no** version.



**NOTE:** You cannot change the extension of a file, for example, from .mac to .scr. You can copy software release (.rel) files only *to* the router (download); you cannot copy them *from* the router (upload). See *Copying and Redirecting Files* in *JUNOS System Basics Configuration Guide, Chapter 5, Managing the System*, for detailed information on file type usage with the **copy** command.

**Syntax** `copy [ sourcePath ]sourceFilename [ destinationPath ]destinationFilename [ force ]`

- *sourcePath*—Path to the source in the format:  
`hostName: | deviceName: | /incoming/subdirectory/ | /outgoing/subdirectory/`
  - *hostName:*—Name of the network host
  - *deviceName:*—Name of the device specifying a flash card slot
    - *disk0*—Specifies flash card slot 0 on the primary SRP module; if no device is specified for the primary SRP module, then *disk0* is used
    - *disk1*—Specifies flash card slot 1 on the primary SRP module; source and destination file types must be .dmp; supported only on the E120 and E320 routers
    - *standby*—Specifies flash card slot 0 on the standby SRP module for backward compatibility
    - *standby-disk0*—Specifies flash card slot 0 on the standby SRP module
    - *standby-disk1*—Specifies flash card slot 1 on the standby SRP module; source and destination file types must be .dmp; supported only on the E120 and E320 routers
  - *incoming*—Specifies the router's incoming FTP directory
  - *subdirectory*—Name of a subdirectory on the router's FTP server. If the subdirectory does not exist, the router creates it.
  - *outgoing*—Specifies the router's outgoing FTP directory
- *sourceFilename*—Name of the the source file
- *destinationPath*—Path to the destination in the format:  
`networkPath | /incoming/subdirectory | /outgoing/subdirectory`
  - *networkPath*—Path to the network host
  - *incoming*—Specifies the incoming router's FTP directory
  - *subdirectory*—Name of a subdirectory on the ERX router's FTP server. If the subdirectory does not exist, the router creates it.
  - *outgoing*—Specifies the router's outgoing FTP directory

- *destinationFilename*—Name of the destination file
- *force*—Forces a copy, even when the destination file already exists; if a file is marked by the file system as in use because it is required for the current operation or configuration, the **force** keyword cannot force a copy of that file

**Mode** Privileged Exec

**Release Information** Command introduced before JUNOS Release 7.1.0.  
*hostName* and *deviceName* variables added in JUNOS Release 7.2.0.

## copy running-configuration

---

**Description** Saves the configuration currently running on the router to a local or remote (network) router configuration file (.cnf). Available only if the router is in Automatic Commit mode. There is no **no** version.

**Syntax** copy running-configuration *destination* [ *force* ]

- *destination*—Destination filename (\*.cnf)
- *force*—Creates a copy even if the destination file already exists

**Mode** Privileged Exec

**Release Information** Command introduced before JUNOS Release 7.1.0.

## copy running-configuration startup-configuration

---

**Description** Saves all outstanding (unsaved) configuration changes to nonvolatile storage; an exact alias of the **write memory** command. Available if the router is in either Automatic Commit mode or Manual Commit mode. If you issue this command from Automatic Commit mode, the CLI notifies you that the command is not necessary, but allows you to proceed. This command is prevented during the high availability initialization state. If the command is issued during this state, the CLI notifies you of the state and requests that you try again later. There is no **no** version.

**Syntax** copy running-configuration startup-configuration

**Mode** Privileged Exec

**Release Information** Command introduced before JUNOS Release 7.1.0.

## copy startup-configuration

---

**Description** Copies the previously saved startup configuration to a local or remote (network) router configuration (\*.cnf) file. Available only if the router is in Manual Commit mode. If you have made but not saved any configuration changes, those changes are not in the startup configuration. There is no **no** version.

**Syntax** copy startup-configuration *destination* [ force ]

- *destination*—Destination filename (\*.cnf)
- force—Creates a copy even if the destination file already exists

**Mode** Privileged Exec

**Release Information** Command introduced before JUNOS Release 7.1.0.

## cost

---

**Description** Specifies a cost metric for an OSPF remote-neighbor interface. Used in the calculation of the SPF routing table. The **no** version restores the default value.

**Syntax** cost *intfCost*  
no cost

- *intfCost*—Link-state metric cost; a number in the range 1–65535; default value is 10 if there is no route to the remote neighbor; otherwise, the default is calculated based on the bandwidth of the physical interface used to reach the remote neighbor and the OSPF auto-cost reference bandwidth

**Mode** Remote Neighbor Configuration

**Release Information** Command introduced before JUNOS Release 7.1.0.

## country

---

**Description** Specifies a country name used to generate certificate requests. The **no** version removes the country name.

**Syntax** [ no ] country *countryCode*

- *countryCode*—Two-character country name

**Mode** IPSec Identity Configuration

**Release Information** Command introduced before JUNOS Release 7.1.0.

## crc

---

**Description** Sets the size of the cyclic redundancy check. CRC is an error-checking technique that uses a calculated numeric value to detect errors in transmitted data. 16 and 32 indicate the number of check digits per frame that are used to calculate the FCS. Both the sender and receiver must use the same setting. The default value is 16. The **no** version restores the value to the default.

**Syntax** `crc { 16 | 32 | none }`

`no crc`

- 16—Specifies CRC-16, which transmits streams of 8-bit characters and generates 16-bit check bits per frame
- 32—Specifies CRC-32, which transmits longer streams at faster rates and therefore provides better ongoing error detection
- none—Disables CRC checking

**Mode** Interface Configuration

**Release Information** Command introduced before JUNOS Release 7.1.0.

## crl

---

**Description** Controls how the router checks certificate revocation lists (CRLs) when determining whether to accept a peer's certificates. The **no** version restores the default setting.

**Syntax** `crl { ignored | optional | required }`

`no crl`

- ignored—Specifies that the router will not try to find or use CRLs
- optional—Specifies that the router will try to find a CRL. If a CRL is found, the peer certificate must not appear in the CRL. If no CRL is found, the peer can still authenticate; this is the default.
- required—Specifies that the router must find a valid CRL; the CRL must be current, and the peer certificate must not appear in the CRL

**Mode** IPSec CA Identity Configuration

**Release Information** Command introduced before JUNOS Release 7.1.0.

## crypto key dss

---

**Description** Controls SSH server daemon and creation/deletion of SSH server host key. This command is not displayed by the **show config** command. There is no **no** version.

**Syntax** crypto key { generate | zeroize } dss

- generate—Creates the SSH server host key and enables the daemon
- zeroize—Deletes the SSH server host key and stops the SSH daemon if it is running. Issuing this command terminates any active client sessions. The next time the router boots after this command is issued, the SSH server daemon is not started.

**Mode** Global Configuration

**Release Information** Command introduced before JUNOS Release 7.1.0.



## data-character-bits

---

**Description** Sets the number of data bits available for characters for all sessions on the specified vty lines. There is no **no** version.

**Syntax** data-character bits { 7 | 8 }

- 7—Specifies 7 data bits per character; this setting supports only characters in the standard ASCII set
- 8—Specifies 8 data bits per character; default setting, supports the full set of 8-bit international characters

**Mode** Line Configuration

**Release Information** Command introduced before JUNOS Release 7.1.0.

## dead-interval

---

**Description** Sets the time period that the OSPF router waits without seeing hello packets from a remote neighbor before declaring the neighbor to be down. The **no** version restores the default value.

**Syntax** dead-interval *deadInterval*  
no dead-interval

- *deadInterval*—Number in the range 1–65535 seconds; default value is 40 seconds

**Mode** Remote Neighbor Configuration

**Release Information** Command introduced before JUNOS Release 7.1.0.

## deadtime

---

**Description** Configures the amount of time (in minutes) that a server is marked as unavailable if a request times out for the configured retry count. If a server fails to answer a request, it is marked “unavailable” by the router. The router does not send requests to the server for the configured time. The **no** version restores the default value, 0, turning off the deadtime mechanism.

**Syntax** deadtime *recovery*  
no deadtime

- *recovery*—Amount of time that a server is marked as unavailable in the range 0–30 (minutes); default value is 0

**Mode** RADIUS Configuration

**Release Information** Command introduced before JUNOS Release 7.1.0.

## debounce-time

---

|                            |                                                                                                                                                 |
|----------------------------|-------------------------------------------------------------------------------------------------------------------------------------------------|
| <b>Description</b>         | Sets the interval to wait before bringing up a RIP interface that was brought down. The <b>no</b> version restores the default value, 10.       |
| <b>Syntax</b>              | debounce-time <i>interval</i><br>no debounce-time <ul style="list-style-type: none"> <li>■ <i>interval</i>—Seconds in the range 0–60</li> </ul> |
| <b>Mode</b>                | Address Family Configuration, Router Configuration                                                                                              |
| <b>Release Information</b> | Command introduced before JUNOS Release 7.1.0.                                                                                                  |

## debug ip bgp

---

|                    |                                                                                                                                                                                                                                                                                                                                                                                                                                                                                                                                                                                                                                                                                                                                                                                                                                                                                                                                                                                                                                                                                                                                                                                                                                                                                                                                            |
|--------------------|--------------------------------------------------------------------------------------------------------------------------------------------------------------------------------------------------------------------------------------------------------------------------------------------------------------------------------------------------------------------------------------------------------------------------------------------------------------------------------------------------------------------------------------------------------------------------------------------------------------------------------------------------------------------------------------------------------------------------------------------------------------------------------------------------------------------------------------------------------------------------------------------------------------------------------------------------------------------------------------------------------------------------------------------------------------------------------------------------------------------------------------------------------------------------------------------------------------------------------------------------------------------------------------------------------------------------------------------|
| <b>Description</b> | Shows information about the selected variable. The <b>no</b> version disables the display.                                                                                                                                                                                                                                                                                                                                                                                                                                                                                                                                                                                                                                                                                                                                                                                                                                                                                                                                                                                                                                                                                                                                                                                                                                                 |
| <b>Syntax</b>      | <pre>debug ip bgp [ in   out ] [ peerAddress [ peerAddressMask ] ] [ bgpLog ] [ router routerName ] [ filtering-router filteringRouterName ] [ accessClassName ] [ route-map mapName ] [ severity { severityValue   severityNumber } ] [ verbosity verbosityLevel ] [ secondary ]  no debug ip bgp [ in   out ] [ peerAddress [ peerAddressMask ] ] [ bgpLog ] [ router routerName ] [ filtering-router filteringRouterName ] [ accessClassName ] [ route-map mapName ]</pre> <ul style="list-style-type: none"> <li>■ <i>in</i>—Displays information for inbound events</li> <li>■ <i>out</i>—Displays information for outbound events</li> <li>■ <i>peerAddress</i>—IP address of BGP peer for which information is displayed</li> <li>■ <i>peerAddressMask</i>—Network mask of BGP peer for which information is displayed</li> <li>■ <i>bgpLog</i>—BGP log of interest; one of the following options:           <ul style="list-style-type: none"> <li>■ <i>dampening</i>—BGP dampening event; route is suppressed or no longer suppressed by route-flap dampening</li> <li>■ <i>events</i>—BGP finite state machine events and transitions</li> <li>■ <i>keepalives</i>—BGP keepalive message events</li> <li>■ <i>next-hops</i>—BGP next hop events</li> <li>■ <i>updates</i>—BGP routing table update events</li> </ul> </li> </ul> |

- *routerName*—Name of the virtual router that owns the BGP router for which information is being displayed
- *filteringRouterName*—Name of the virtual router that owns the access class and route map parameters
- *accessClassName*—Name of an access list to filter output
- *mapName*—Name of a route map to filter output
- *severity*—Specifies the minimum severity of the log messages displayed for the selected category; described either by a descriptive term—*severityValue*—or by a corresponding number—*severityNumber*—in the range 0–7; the lower the number, the higher the priority:
  - *emergency or 0*—System unusable
  - *alert or 1*—Immediate action needed
  - *critical or 2*—Critical condition exists
  - *error or 3*—Error condition
  - *warning or 4*—Warning condition
  - *notice or 5*—Normal but significant condition
  - *info or 6*—Informational message
  - *debug or 7*—Debug message
- *verbosityLevel*—Verbosity of the log category's messages; can be any of the following:
  - *low*—Terse
  - *medium*—Moderate detail
  - *high*—Verbose
- *secondary*—Indicates that the specified filter conditions for the log are imposed in addition to any that were previously specified; if omitted, the specified filter conditions replace any that were previously specified

**Mode** Privileged Exec

**Release Information** Command introduced before JUNOS Release 7.1.0.

## debug ip mbgp

---

**Description** Shows information about the selected variable. The **no** version disables the display.

**Syntax**

```
debug ip mbgp [in | out] [peerAddress [peerAddressMask]] [bgpLog]
[router routerName] [filtering-router filteringRouterName] [accessClassName]
[route-map mapName] [severity { severityValue | severityNumber }]
[verbosity verbosityLevel] [secondary]

no debug ip mbgp [in | out] [peerAddress [peerAddressMask]] [bgpLog]
[router routerName] [filtering-router filteringRouterName] [accessClassName]
[route-map mapName]
```

- *in*—Displays information for inbound events
- *out*—Displays information for outbound events
- *peerAddress*—IP address of BGP peer for which information is displayed
- *peerAddressMask*—Network mask of BGP peer for which information is displayed
- *bgpLog*—BGP log of interest; one of the following options:
  - *dampening*—BGP dampening event; route is suppressed or no longer suppressed by route-flap dampening
  - *events*—BGP finite state machine events and transitions
  - *keepalives*—BGP keepalive message events
  - *next-hops*—BGP next hop events
  - *updates*—BGP routing table update events
- *routerName*—Name of the virtual router that owns the BGP router for which information is being displayed
- *filteringRouterName*—Name of the virtual router that owns the access class and route map parameters
- *accessClassName*—Name of an access list to filter output
- *mapName* —Name of a route map to filter output
- *severity*—Specifies the minimum severity of the log messages displayed for the selected category. See the **debug ip bgp** command.
- *verbosityLevel*—Verbosity of the log category's messages. See the **debug ip bgp** command.
- *secondary*—Indicates that the specified filter conditions for the log are imposed in addition to any that were previously specified; if omitted, the specified filter conditions replace any that were previously specified

**Mode** Privileged Exec

**Release Information** Command introduced before JUNOS Release 7.1.0.

## debug ip ospf

---

**Description** Shows information about the selected variable. The **no** version disables the display.

**Syntax** `debug ip ospf ospfLog [ severity { severityValue | severityNumber } ]`  
`[ verbosity verbosityLevel ]`

`no debug ip ospf ospfLog`

- *ospfLog*—OSPF log of interest; one of the following options:
  - *adj*—OSPF adjacency events
  - *elect-dr*—OSPF designated router election
  - *events*—OSPF general events
  - *lsa*—OSPF link-state advertisements events
  - *neighbor*—OSPF neighbor state machine
  - *packets-rcvd*—OSPF packets received
  - *packets-sent*—OSPF packets sent
  - *route*—OSPF route events
  - *spf*—All OSPF shortest path first calculation events
  - *spf-ext*—OSPF shortest path first external route calculation events
  - *spf-inter*—OSPF shortest path first interarea route calculation events
  - *spf-intra*—OSPF shortest path first intra-area route calculation events
- *severity*—Specifies the minimum severity of the log messages displayed for the selected category. See the **debug ip bgp** command.
- *verbosityLevel*—Verbosity of the log category's messages. See the **debug ip bgp** command.

**Mode** Privileged Exec

**Release Information** Command introduced before JUNOS Release 7.1.0.

## debug ip pim

---

**Description** Shows information about the selected variable. The **no** version disables the display.

**Syntax** The syntax differs for PIM Dense Mode and PIM Sparse Mode.

PIM Dense Mode:

```
debug ip pim { pimLog [severity { severityValue | severityNumber }]
[verbosity verbosityLevel] | switchState groupAddress sourceAddress |
dense-mode { on | off } }
```

PIM Sparse Mode:

```
debug ip pim { pimLog [severity { severityValue | severityNumber }]
[verbosity verbosityLevel] | switchState groupAddress sourceAddress |
sparse-mode { on | off | sg-state [group groupAddress
[source sourceAddress] | rp rpAddress] [count] } }
```

no debug ip pim *pimLog*

- *pimLog*—PIM log of interest; one of the following options:
  - *autoRp-rcvd*—Auto-RP packets received
  - *autoRP-sent*—Auto-RP packets sent
  - *engineering*—PIM engineering
  - *hellos-rcvd*—PIM hello messages received
  - *hellos-sent*—PIM hello messages sent
  - *packets*—PIM packets received and sent
  - *packets-rcvd*—PIM packets received
  - *packets-sent*—PIM packets sent
- *severity*—Specifies the minimum severity of the log messages displayed for the selected category. See the **debug ip bgp** command.
- *verbosityLevel*—Verbosity of the log category's messages. See the **debug ip bgp** command.
- *switchState*—Switches from one type of tree to another
  - *rpt-switch*—Switch from a shortest-path tree to a shared path tree
  - *spt-switch*—Switch from a shared-path tree to a shortest path tree
- *groupAddress*—IP address of the multicast group
- *sourceAddress*—IP address of the multicast source
- *on*—Turns on the specified PIM mode on all virtual routers

- off—Turns off the specified PIM mode on all virtual routers
- sg-state—Displays information about the relationship between a source, multicast group, and RP router
- rp—Displays information about the relationships between sources, groups, and the specified RP router
- *rpAddress*—Address of the RP router
- count—Displays one of the following
  - (with no optional keywords) number of relationships between a source, multicast group, and RP router
  - (with the **group** keyword) number of sources associated with the multicast group for PIM sparse mode
  - (with the **source** and **group** keywords) number of source-group pairs for PIM sparse mode
  - (with the **rp** keyword) number of source-group pairs associated with the RP router for PIM sparse mode

**Mode** Privileged Exec

**Release Information** Command introduced before JUNOS Release 7.1.0.

## debug ip rip

---

**Description** Shows information about the selected variable. The **no** version disables the display.

**Syntax** debug ip rip *ripLog* [ severity { *severityValue* | *severityNumber* } ]  
[ verbosity *verbosityLevel* ]

no debug ip rip *ripLog*

- *ripLog*—RIP log of interest; one of the following options:
  - events—General RIP events, such as removing RIP from an interface or creating the RIP process
  - route—Events associated with two RIP routers exchanging routes
- severity—Specifies the minimum severity of the log messages displayed for the selected category. See the **debug ip bgp** command.
- *verbosityLevel*—Verbosity of the log category's messages. See the **debug ip bgp** command.

**Mode** Privileged Exec

**Release Information** Command introduced before JUNOS Release 7.1.0.

## debug ipv6 ospf

---

**Description** Shows information about the selected variable. The **no** version disables the display.

**Syntax** `debug ipv6 ospf ospfLog [ severity { severityValue | severityNumber } ]`  
`[ verbosity verbosityLevel ]`

`no debug ipv6 ospf ospfLog`

- *ospfLog*—OSPF log of interest; one of the following options:
  - *adj*—OSPF adjacency events
  - *elect-dr*—OSPF designated router election
  - *events*—OSPF general events
  - *lsa*—OSPF link-state advertisements events
  - *neighbor*—OSPF neighbor state machine
  - *packets-rcvd*—OSPF packets received
  - *packets-sent*—OSPF packets sent
  - *route*—OSPF route events
  - *spf*—All OSPF shortest path first calculation events
  - *spf-ext*—OSPF shortest path first external route calculation events
  - *spf-inter*—OSPF shortest path first interarea route calculation events
  - *spf-intra*—OSPF shortest path first intra-area route calculation events
- *severity*—Specifies the minimum severity of the log messages displayed for the selected category. See the **debug ip bgp** command.
- *verbosityLevel*—Verbosity of the log category's messages. See the **debug ip bgp** command.

**Mode** Privileged Exec

**Release Information** Command introduced before JUNOS Release 7.1.0.



## debug ipv6 pim

---

**Description** Shows information about the selected variable. The **no** version disables the display.

**Syntax** debug ipv6 pim  
{ *pimLog* [ *severity* { *severityValue* | *severityNumber* } ] [ *verbosity* *verbosityLevel* ] |  
*switchState* *groupAddress* *sourceAddress* |  
dense-mode { on | off } |  
sparse-mode { on | off | sg-state [ *group* *groupAddress*  
[ *source* *sourceAddress* ] | *rp* *rpAddress* ] [ *count* ] } }  
no debug ipv6 pim *pimLog*

- *pimLog*—PIM log of interest; one of the following options:
  - autoRp-rcvd—Auto-RP packets received
  - autoRP-sent—Auto-RP packets sent
  - engineering—PIM engineering
  - hellos-rcvd—PIM hello messages received
  - hellos-sent—PIM hello messages sent
  - packets—PIM packets received and sent
  - packets-rcvd—PIM packets received
  - packets-sent—PIM packets sent
- *severity*—Specifies the minimum severity of the log messages displayed for the selected category. See the **debug ip bgp** command.
- *verbosityLevel*—Verbosity of the log category's messages. See the **debug ip bgp** command.
- *switchState*—Switches from one type of tree to another
  - rpt-switch—Switch from a shortest-path tree to a shared path tree
  - spt-switch—Switch from a shared-path tree to a shortest path tree
- *groupAddress*—IPv6 address of the multicast group
- *sourceAddress*—IPv6 address of the multicast source
- on—Turns on the specified PIM mode on all virtual routers
- off—Turns off the specified PIM mode on all virtual routers
- sg-state—Displays information about the relationship between a source, multicast group, and RP router

- **rp**—Displays information about the relationships between sources, groups, and the specified RP router
- **rpAddress**—Address of the RP router
- **count**—Displays one of the following
  - (with no optional keywords) number of relationships between a source, multicast group, and RP router
  - (with the **group** keyword) number of sources associated with the multicast group for PIM sparse mode
  - (with the **source** and **group** keywords) number of source-group pairs for PIM sparse mode
  - (with the **rp** keyword) number of source-group pairs associated with the RP router for PIM sparse mode

**Mode** Privileged Exec

**Release Information** Command introduced before JUNOS Release 7.1.0.

## debug isis

---

**Description** Displays debug-related information about selected IS-IS log parameters. This command manipulates the same log as the Global Configuration **log** commands. The **no** version disables debugging display.

**Syntax** `debug isis isisLog [ severity { severityValue | severityNumber } ]  
[ verbosity verbosityLevel ]`

`no debug isis isisLog`

- **isisLog**—IS-IS log of interest; one of the following options:
  - **adj-packets**—IS-IS adjacency-related packets, such as hello packets sent and IS-IS received adjacencies going up and down
  - **mpls traffic-eng advertisements**—MPLS traffic-engineering agent advertisements
  - **mpls traffic-eng agents**—MPLS traffic-engineering agents
  - **snp-packets**—IS-IS CSNPs/PSNPs
  - **spf-events**—Shortest path first events
  - **spf-statistics**—SPF timing and statistic data
  - **spf-triggers**—SPF triggering events
  - **update-packets**—Update-related packets
- **severity**—Specifies the minimum severity of the log messages displayed for the selected category. See the **debug ip bgp** command.
- **verbosityLevel**—Verbosity of the log category's messages. See the **debug ip bgp** command.

**Mode** Privileged Exec

**Release Information** Command introduced before JUNOS Release 7.1.0.

## default-fields peer

---

**Description** Specifies the fields that will appear by default in the output of subsequently issued **show ip bgp summary** and **show bgp ipv6 summary** commands. The **no** version removes the fields from the output.

**Syntax** [ no ] default-fields peer *fieldOptions*

- *fieldOptions*—Field(s) to be displayed, in the format  
all | [ dynamic | intro | last-reset-reason | messages-received | messages-sent |  
more-in-queue | peer-type | prefixes-received | remote-as | rib-version |  
send-queue-length | state | times-up | up-down-time | updates-received |  
updates-sent ]\*
- all—All available information; not recommended, because this information for each network does not fit on a single line and is difficult to read
- dynamic—Nature of peer, dynamic or not
- intro—Introductory information about the state of various BGP attributes; this information is displayed only if you specify this keyword
- last-reset-reason —Reason for most recent reset
- messages-received—Total number of messages received from the peer
- messages-sent—Total number of messages sent to the peer
- more-in-queue—Status indicating whether any messages are waiting to be sent to this peer
- peer-type—Type of BGP peer: internal, external, or confederation
- prefixes-received—Number of unique prefixes received from the peer
- remote-as—Remote AS number of the peer
- rib-version—Last RIB version queued to be sent to this peer
- send-queue-length—Number of messages queued to be sent to this peer
- state—State of the BGP session
- times-up—Number of times the session has been established
- up-down-time—How long the session has been up or down
- updates-received—Number of update messages received from the peer
- updates-sent—Number of update messages sent to the peer
- \*—Indicates that one or more parameters can be repeated multiple times in a list in the command line

**Mode** Router Configuration

**Release Information** Command introduced before JUNOS Release 7.1.0.

## default-fields route

---

**Description** Specifies the fields that will appear by default in the output of any subsequently issued **show ip bgp** or **show bgp ipv6** command that displays routes (except for the **show ip bgp summary** or **show bgp ipv6 summary** commands). The **no** version removes the fields from the output.

**Syntax** [ no ] default-fields route *fieldOptions*

- *fieldOptions*—Field(s) to be displayed, in the format  
all | [ afi | aggregator | as-path | atomic-aggregate | best | clusters |  
communities | extended-communities | imported | intro | in-label | loc-pref |  
med | next-hop | next-hop-cost | origin | originator-id | out-label | peer |  
peer-type | rd | safi | stale | unknown-types | weight ]\*
- all—All available information; not recommended, because this information for each network does not fit on a single line and is difficult to read
- afi—Address family identifier
- aggregator—AS number and IP address of aggregator
- as-path—AS path through which this route has been advertised
- atomic-aggregate—Whether the atomic aggregate attribute is present
- best—Whether this is the best route for the prefix
- clusters—List of cluster IDs through which the route has been advertised
- communities—Community number associated with the route
- extended-communities—Extended community
- imported—Whether the route was imported
- intro—Introductory information about the state of various BGP attributes; this information is displayed only if you specify this keyword
- in-label—MPLS label for the route; the label received with incoming MPLS frames
- loc-pref—Local preference for the route
- med—Multiexit discriminator for the route
- next-hop—IP address of the next router that is used when forwarding a packet to the destination network
- next-hop-cost—Whether the indirect next hop of the route is unreachable, if not, displays IGP cost to the indirect next hop
- out-label—MPLS label for the route; the label with outgoing MPLS frames
- peer—IP address of BGP peer from which route was learned
- peer-type—Type of BGP peer: internal, external, or confederation
- origin—Origin of the route
- originator-id—Router ID of the router in the local AS that originated the route

- rd—Route distinguisher
- safi—Subsequent address family identifier
- stale—Route that has gone stale due to peer restart
- unknown-types—Attribute codes for unknown path attributes
- weight—Weight of the route
- \*—Indicates that one or more parameters can be repeated multiple times in a list in the command line

**Mode** Router Configuration

**Release Information** Command introduced before JUNOS Release 7.1.0.

## default-information originate

---

**Description** Enables BGP to advertise a default route (0.0.0.0/0) if the default route exists in the IP routing table. If the default route does not exist, you must configure it using the **ip route** command.

When you issue this command in the route-target address family, BGP advertises the Default-RT-MEM-NLRI route (0:0:0/0)

For IS-IS, OSPF, and RIP, configures a default route for the distribution of default information into the respective routing domain. IS-IS creates the default route (0.0.0.0/0) if it does not exist in the IP routing table. OSPF and RIP do not create the default route unless you use the **always** option.

For all protocols, the **no** version disables advertisement of the default route. The syntax varies with the protocol.

**Syntax** For BGP:  
 default-information originate [ route-map *mapTag* ]  
 no default-information originate [ route-map [ *mapTag* ] ]

For IS-IS:  
 [ no ] default-information originate [ route-map *mapTag* ]

For RIP:  
 [ no ] default-information originate [ route-map *mapTag* ]  
 default-information originate always

For OSPF:  
 [ no ] default-information originate [ always | metric *metricValue* | metric-type 1 | metric-type 2 | route-map *mapTag* ]\*

- *mapTag*—Name of route map used to import the default route; string of up to 32 characters
- *always*—Creates the default route, so that it is always advertised
- *metricValue*—Sets the metric for the default route; in the range 0–4294967295
- *metric-type 1*—Sets the default route’s metric type to OSPF external type 1
- *metric-type 2*—Sets the default route’s metric type to OSPF external type 2
- *\**—Indicates that one or more parameters can be repeated multiple times in a list in the command line

**Mode** Address Family Configuration, Router Configuration

**Release Information** Command introduced before JUNOS Release 7.1.0.

## default-metric

---

**Description** Configures RIP to use this metric on redistributed routes on all subsequently created interfaces. The **no** version restores the default value, 0.

**Syntax** [ **no** ] **default-metric** *metricValue* [ *interfaceType interfaceSpecifier* ]

- *metricValue*—Metric to apply to routes; in the range 1–16
- *interfaceType*—Interface type; see *Interface Types and Specifiers* in *About This Guide*
- *interfaceSpecifier*—Particular interface; format varies according to interface type; see *Interface Types and Specifiers* in *About This Guide*

**Mode** Address Family Configuration, Router Configuration

**Release Information** Command introduced before JUNOS Release 7.1.0.

## default-router

---

**Description** Specifies the IP address of the router that the subscriber’s computer will use for traffic destined for locations beyond the local subnet. The default router must be on the same subnet as the local server pool addresses configured with the **network** command. The **no** version removes the association between the address pool and the router.

**Syntax** **default-router** *ipAddressPrimary* [ *ipAddressSecondary* ]  
**no default-router**

- *ipAddressPrimary*—IP address of preferred router
- *ipAddressSecondary*—IP address of secondary router

**Mode** DHCP Local Pool Configuration

**Release Information** Command introduced before JUNOS Release 7.1.0.

## default-upper-type mlppp

---

**Description** Specifies that L2TP creates an MLPPP interface for the current LNS session when full LCP proxy data is not available. The **no** version deletes the MLPPP specification.

**Syntax** default-upper-type mlppp  
no default-upper-type

**Mode** L2TP Destination Profile Host Configuration

**Release Information** Command introduced before JUNOS Release 7.1.0.

## delete

---

**Description** Deletes a directory or file in nonvolatile storage. There is no **no** version.



**NOTE:** See *Deleting Files* in *JUNOS System Basics Configuration Guide, Chapter 5, Managing the System*, for detailed information on file type usage with the **delete** command.

**Syntax** delete { *filename* | directory *directoryName* [ force ] }

- *filename*—Name of the local file you are deleting (for example, system1.cnf)
- *directoryName*—Path of a directory
- force—Forces deletion of directory even when it is not empty; however, if a file in that directory is marked by the file system as in use because it is required for the current operation or configuration, the **force** keyword cannot force a deletion of the directory

**Mode** Boot, Privileged Exec, User Exec

**Release Information** Command introduced before JUNOS Release 7.1.0.

## delta-sampling

---

|                            |                                                                                                                                                                                                                                                                                                                                                                                                                                                                                                                                                                                                                                                                                                                                                                        |
|----------------------------|------------------------------------------------------------------------------------------------------------------------------------------------------------------------------------------------------------------------------------------------------------------------------------------------------------------------------------------------------------------------------------------------------------------------------------------------------------------------------------------------------------------------------------------------------------------------------------------------------------------------------------------------------------------------------------------------------------------------------------------------------------------------|
| <b>Description</b>         | Specifies delta sampling for the trigger you are configuring. The <b>no</b> version returns the trigger to the default sampling method—absolute-value sampling.                                                                                                                                                                                                                                                                                                                                                                                                                                                                                                                                                                                                        |
| <b>Syntax</b>              | delta-sampling [ discontinuity-id <i>mibId</i>   discontinuity-id-type { timeStamp   timeTicks } ]<br>no delta-sampling [ discontinuity-id ] <ul style="list-style-type: none"> <li>■ discontinuity-id—Specifies a discontinuity MIB ID for the sample. The discontinuity MIB ID monitors the sample for any discontinuity errors during the sample frequency. If a discontinuity error occurs, the router removes the sampling for that interval.</li> <li>■ <i>mibId</i>—Object ID of the discontinuity MIB attribute that you want to use for this trigger</li> <li>■ discontinuity-id-type—Specifies a discontinuity ID type (either timeStamp or timeTicks). The discontinuity ID type indicates the time value that you expect for a specific sample.</li> </ul> |
| <b>Mode</b>                | SNMP Trigger Configuration                                                                                                                                                                                                                                                                                                                                                                                                                                                                                                                                                                                                                                                                                                                                             |
| <b>Release Information</b> | Command introduced before JUNOS Release 7.1.0.                                                                                                                                                                                                                                                                                                                                                                                                                                                                                                                                                                                                                                                                                                                         |

## deny

---

|                            |                                                                                                                                                  |
|----------------------------|--------------------------------------------------------------------------------------------------------------------------------------------------|
| <b>Description</b>         | Specifies the domain name(s) that are to be denied access to AAA authentication. The <b>no</b> version negates the command.                      |
| <b>Syntax</b>              | [ no ] deny <i>domainName</i> <ul style="list-style-type: none"> <li>■ <i>domainName</i>—Name of the domain; maximum of 64 characters</li> </ul> |
| <b>Mode</b>                | AAA Profile Configuration                                                                                                                        |
| <b>Release Information</b> | Command introduced before JUNOS Release 7.1.0.                                                                                                   |



## description

---

**Description** In Controller Configuration mode, assigns a text description or an alias to a CT3, E3, T3, or SONET/SDH interface. Use the **show controllers e3**, **show controllers sonet**, **show controllers t1**, or **show controllers t3** command to display the description. The **no** version removes the description or alias.

In VRF Configuration mode, assigns a text description or an alias to the VRF. The **no** version removes the description or alias.



**NOTE:** In Interface Configuration mode, this command has been replaced by the **ip description** command for assigning a description to a static IP interface. This command may be removed completely from Interface Configuration mode in a future release.

---

**Syntax** description *name*  
no description

- *name*—Text string or alias of up to 256 characters (in Interface Configuration mode) or up to 80 characters (in Controller Configuration mode and VRF Configuration mode)

**Mode** Controller Configuration, Interface Configuration, VRF Configuration

**Release Information** Command introduced before JUNOS Release 7.1.0.

## dhcp delete-binding

---

**Description** Deletes the specified DHCP client bindings. There is no **no** version.



**NOTE:** This command replaces the deprecated **clear ip dhcp-local binding** and **dhcp-external delete-binding** commands, which may be removed completely in a future release.

---

**Syntax** dhcp delete-binding { all | all-local | all-external | all-relay-proxy | *bindingId* }

- all—Specifies all DHCP local server, DHCP external server, and DHCP relay proxy client bindings
- all-local—Specifies all client bindings for DHCP local server
- all-external—Specifies all client bindings for DHCP external server
- all-relay-proxy—Specifies all client bindings for DHCP relay proxy
- *bindingId*—DHCP binding ID for a specific client.

**Mode** Privileged Exec

**Release Information** Command introduced in JUNOS Release 8.1.0.

## dhcp-external delete-binding

**Description** Deletes a specific client binding or all bindings from the virtual router's DHCP binding table. There is no **no** version.



**NOTE:** This command is deprecated and might be removed completely in a future release. The function provided by this command has been replaced by the **dhcp delete-binding** command.

**Syntax** `dhcp-external delete-binding [ binding-id bindingId | all ]`

- *bindingId*—DHCP binding ID associated with the user.
- `all`—Specifies all bindings

**Mode** Privileged Exec

**Release Information** Command introduced before JUNOS Release 7.1.0.

## diag

**Description** Reboots the SRP module or line module in the specified slot on all E-series routers and performs diagnostic tests. There is no **no** version.

**Syntax** `diag slotNumber [ subsystem ] [ force ]`

- *slotNumber*—Number of the chassis slot that contains the SRP module or line module
- *subsystem*—Type of subsystem on the E120 router or the E320 router; use when the specified *slotNumber* is a slot that contains an SRP module
  - `srp`—Indicates the system controller (SC) on one or both SRP modules; specify this keyword to restart only the portion of the SC on the individual SRP module
  - `fabric`—Indicates the portion of the switch fabric on the SRP modules; specify this keyword to restart only an individual fabric slice
- `force`—Specifies that the system manually confirm conflicting conditions when the slot of the active SRP module is specified

**Mode** Privileged Exec

**Release Information** Command introduced in JUNOS Release 7.3.0.

## dir

---

**Description** Displays information about the files in nonvolatile storage, including name, size, date created, and whether they are in use. There is no **no** version.

---



**NOTE:** When high availability is enabled on the router, it is possible that files or file attributes may appear to be unsynchronized when they are not. When enabled, high availability mirrors configuration changes instantly from the active SRP module to the standby SRP module. However, although these changes are reflected immediately in memory, NVS on the standby SRP module is updated at 5-minute intervals.

---

**Syntax** dir [ *path* ] [ short ]

- *path*—Path to a specific directory
- short—Limits display to file name and creation date

**Mode** Privileged Exec, User Exec

**Release Information** Command introduced before JUNOS Release 7.1.0.

## disable

---

|                            |                                                                                                                                                                                                                                                                                                                                                                                                                                                                                                                                                                                                                                                                                                                                                                                                                             |
|----------------------------|-----------------------------------------------------------------------------------------------------------------------------------------------------------------------------------------------------------------------------------------------------------------------------------------------------------------------------------------------------------------------------------------------------------------------------------------------------------------------------------------------------------------------------------------------------------------------------------------------------------------------------------------------------------------------------------------------------------------------------------------------------------------------------------------------------------------------------|
| <b>Description</b>         | <p>When used from Privileged Exec mode, exits Privileged Exec mode and returns to User Exec mode.</p> <p>When used from Router Configuration or Interface Configuration mode in the context of a DVMRP configuration, disables DVMRP on the virtual router or interface. The <b>no</b> version reenables DVMRP on the virtual router or interface.</p> <p>When used from Router Configuration mode in the context of a RIP configuration, disables RIP on the virtual router. The <b>no</b> version enables RIP processing on the virtual router.</p>                                                                                                                                                                                                                                                                       |
| <b>Syntax</b>              | <p>To return to User Exec mode:</p> <pre>disable [ level ]</pre> <ul style="list-style-type: none"> <li>■ <i>level</i>—One of the following privilege levels; default value is 1           <ul style="list-style-type: none"> <li>■ 0—Allows the user to execute the <b>help</b>, <b>enable</b>, <b>disable</b>, and <b>exit</b> commands</li> <li>■ 1—Allows the user to execute commands in User Exec mode plus commands at level 0</li> <li>■ 5—Allows the user to execute Privileged Exec show commands plus the commands at levels 1 and 0</li> <li>■ 10—Allows the user to execute all commands except support commands, which may be provided by Juniper Networks Customer Service</li> <li>■ 15—Allows the user to execute support commands</li> </ul> </li> </ul> <p>For DVMRP, RIP:</p> <pre>[ no ] disable</pre> |
| <b>Mode</b>                | Address Family Configuration (RIP), Interface Configuration (DVMRP only), Privileged Exec, Router Configuration (DVMRP or RIP)                                                                                                                                                                                                                                                                                                                                                                                                                                                                                                                                                                                                                                                                                              |
| <b>Release Information</b> | Command introduced before JUNOS Release 7.1.0.                                                                                                                                                                                                                                                                                                                                                                                                                                                                                                                                                                                                                                                                                                                                                                              |

## disable-autosync

---

|                            |                                                                                                                                                                                                                                                                                                                                                                                                                                                                                                           |
|----------------------------|-----------------------------------------------------------------------------------------------------------------------------------------------------------------------------------------------------------------------------------------------------------------------------------------------------------------------------------------------------------------------------------------------------------------------------------------------------------------------------------------------------------|
| <b>Description</b>         | <p>Halts automatic synchronization between the primary and standby SRP modules. When high availability is enabled (that is, the high availability state is initializing, active, or pending) this command affects only changes to nonconfiguration files. With high availability enabled, configuration changes are always mirrored to the standby SRP module. The <b>no</b> version restores the default situation, in which automatic synchronization runs as a background process every 5 minutes.</p> |
| <b>Syntax</b>              | <pre>[ no ] disable-autosync</pre>                                                                                                                                                                                                                                                                                                                                                                                                                                                                        |
| <b>Mode</b>                | Global Configuration                                                                                                                                                                                                                                                                                                                                                                                                                                                                                      |
| <b>Release Information</b> | Command introduced before JUNOS Release 7.1.0.                                                                                                                                                                                                                                                                                                                                                                                                                                                            |

## disable-dynamic-redistribute

---

**Description** Halts the dynamic redistribution of routes that are initiated by changes to a route map. Supported by DVMRP, BGP, IS-IS, OSPF, and RIP. The **no** version reenables dynamic redistribution of routes.

**Syntax** [ no ] disable-dynamic-redistribute

**Mode** Address Family Configuration, Router Configuration

**Release Information** Command introduced before JUNOS Release 7.1.0.

## disable-incremental-external-spf

---

**Description** Disables incremental external SPF on the router; results in a full SPF when an event occurs to trigger an external SPF. The **no** version reenables incremental external SPF.

**Syntax** [ no ] disable-incremental-external-spf

**Mode** Router Configuration

**Release Information** Command introduced before JUNOS Release 7.1.0.

## disable proxy lcp

---

**Description** Disables the proxy LCP parameter for the remote host. The **no** version enables the proxy LCP parameter for the remote host.

**Syntax** [ no ] disable proxy lcp

**Mode** L2TP Destination Profile Host Configuration

**Release Information** Command introduced before JUNOS Release 7.1.0.

## disable-switch-on-error

---

**Description** Prevents the redundant SRP module from taking over if the primary SRP module experiences a software failure or if you push the reset button on the primary SRP module. Issue the **sync** command immediately before you issue this command. The **no** version restores the default situation, in which the redundant SRP module takes over if the primary SRP module experiences a failure.

**Syntax** [ no ] disable-switch-on-error

**Mode** Global Configuration

**Release Information** Command introduced before JUNOS Release 7.1.0.

## disconnect-cause

---

**Description** Enables an E-series LNS to generate, for the L2TP session to which the L2TP host profile applies, a PPP Disconnect Cause Code attribute value pair (AVP) and include it in all L2TP Call-Disconnect-Notify (CDN) messages that it sends to an LAC. This action provides a mechanism for the LAC to obtain information about the cause of a session disconnection. The **no** version disables generation of the PPP Disconnect Cause Code AVP, which is the default setting.

**Syntax** [ no ] disconnect-cause

**Mode** L2TP Destination Profile Host Configuration

**Release Information** Command introduced before JUNOS Release 7.1.0.

## disconnect ssh

---

**Description** Terminates an active SSH session. Use the **show ip ssh** command to determine the session identifier for the session to terminate. There is no **no** version.

**Syntax** disconnect ssh { vty *vtid* | *sessionId* }

- *vtid*—Virtual terminal identifier for VTY where the SSH session resides; use the **show users** command to determine the identifier
- *sessionId*—Integer in the range 0–4294967295 that identifies the session to be terminated

**Mode** Privileged Exec

**Release Information** Command introduced before JUNOS Release 7.1.0.

## discovery-mode

---

**Description** Enables ANCP discovery mode. This mode allows RADIUS software to obtain loop parameter information from a connected access node. If discovery mode is disabled, it does not accept topology discovery messages and stops advertising topology discovery capability. It does not affect any other neighbors. The **no** version disables ANCP discovery mode.

**Syntax** [ no ] discovery-mode

**Mode** L2C Neighbor Configuration

**Release Information** Command introduced in JUNOS Release 7.2.0.

## distance

---

- Description** Defines an administrative distance for RIP or OSPF routes. A distance of 255 prevents the route from being installed in the routing table. The **no** version either negates a command or restores the command's defaults.
- Syntax** The options available vary depending on your routing protocol context; that is, on whether you are configuring OSPF or RIP.
- For OSPF:
- ```
[ no ] distance { weight | ospf { external distExt | inter-area disInter | intra-area disIntra }  
[ external distExt | inter-area distInter | intra-area distIntra ]* }
```
- *distance*—Weight applied to OSPF routes
 - *weight*—Value assigned to OSPF routes that are added to the IP routing table; a number in the range 1–255
 - *ospf*—OSPF routes
 - *distExt*—Distance for external type 5 and type 7 routes; a number in the range 1–255
 - *disInter*—Distance for interarea routes; a number in the range 1–255
 - *disIntra*—Distance for intra-area routes; a number in the range 1–255
 - *—Indicates that one or more parameters can be repeated multiple times in a list in the command line
- For RIP:
- ```
[no] distance weight
```
- *weight*—Administrative distance assigned to RIP routes added to the IP routing table in the range 0–255; default value is 120
- Mode** Address Family Configuration (RIP), Router Configuration (OSPF or RIP)
- Release Information** Command introduced before JUNOS Release 7.1.0.

## distance bgp

---

**Description** Sets the administrative distances for BGP routes. A distance of 255 prevents the route from being installed in the routing table. The **no** version restores the default values.

**Syntax** `distance bgp externalDistance internalDistance localDistance`  
`no distance bgp [ externalDistance [ internalDistance [ localDistance ] ] ]`

- *externalDistance*—Administrative distance for routes external to the AS in the range 1–255; default value is 20
- *internalDistance*—Administrative distance for routes internal to the AS in the range 1–255; default value is 200
- *localDistance*—Administrative distance for local (redistributed) routes in the range 1–255; default value is 200

**Mode** Address Family Configuration, Router Configuration

**Release Information** Command introduced before JUNOS Release 7.1.0.

## distance ip

---

**Description** Sets the administrative distance for IS-IS routes that are inserted into the IP routing table. A distance of 255 prevents the route from being installed in the routing table. The **no** version restores the default value, 115.

**Syntax** `[ no ] distance weight ip`

- *weight*—Administrative distance assigned to IS-IS routes added to the IP routing table in the range 1–255

**Mode** Router Configuration

**Release Information** Command introduced before JUNOS Release 7.1.0.

## distribute-domain-wide

---

**Description** Increases the granularity of routing information within an IS-IS domain by allowing routes to be distributed from level 2 to level 1. This results in more accurate routing between level 1 areas. The **no** version disables command.

**Syntax** `[ no ] distribute-domain-wide`

**Mode** Router Configuration

**Release Information** Command introduced before JUNOS Release 7.1.0.



## distribute-list

---

**Description** Specifies the distribute list, an access list applied to incoming or outgoing RIP route updates. In Remote Neighbor Configuration mode, applies only to a RIP remote-neighbor interface. The **no** version removes the distribute list. An IP access list acts as a filter; refer to the **access-list** command for details.

**Syntax** In Router Configuration mode:  
[ no ] distribute-list *accessListName* { in | out } [ *interfaceType interfaceSpecifier* ]  
  
In Remote Neighbor Configuration mode:  
[ no ] distribute-list *accessListName* { in | out }  

- *accessListName*—Name of the access list; string of up to 32 alphanumeric characters
- in—Applies the access list to incoming route updates
- out—Applies the access list to outgoing route updates
- *interfaceType*—Interface type; see *Interface Types and Specifiers* in *About This Guide*
- *interfaceSpecifier*—Particular interface; format varies according to interface type; see *Interface Types and Specifiers* in *About This Guide*

**Mode** Address Family Configuration, Remote Neighbor Configuration, Router Configuration

**Release Information** Command introduced before JUNOS Release 7.1.0.

## dns-server

---

**Description** Assigns a DNS server to an address pool. The **no** version removes the association between the address pool and the DNS server.

**Syntax** dns-server *ipAddressPrimary* [ *ipAddressSecondary* ]  
no dns-server  

- *ipAddressPrimary*—IP address of preferred DNS server
- *ipAddressSecondary*—IP address of secondary DNS server

**Mode** DHCP Local Pool Configuration

**Release Information** Command introduced before JUNOS Release 7.1.0.

**do**


---

|                            |                                                                                                                                                                         |
|----------------------------|-------------------------------------------------------------------------------------------------------------------------------------------------------------------------|
| <b>Description</b>         | Allows you to issue an Exec mode command from any configuration command mode. This command functions the same as the <b>run</b> command. There is no <b>no</b> version. |
| <b>Syntax</b>              | do <i>execCommand</i> <ul style="list-style-type: none"> <li>■ <i>execCommand</i>—CLI command that you can issue from User Exec or Privileged Exec mode</li> </ul>      |
| <b>Mode</b>                | All configuration command modes                                                                                                                                         |
| <b>Release Information</b> | Command introduced before JUNOS Release 7.1.0.                                                                                                                          |

**domain**


---

|                            |                                                                                                                                                           |
|----------------------------|-----------------------------------------------------------------------------------------------------------------------------------------------------------|
| <b>Description</b>         | Specifies the domain to an automatically generated username in an IP service profile. The <b>no</b> version removes the domain.                           |
| <b>Syntax</b>              | domain <i>domainName</i><br>no domain <ul style="list-style-type: none"> <li>■ <i>domainName</i> —Name of the domain; maximum of 32 characters</li> </ul> |
| <b>Mode</b>                | IP Service Profile Configuration                                                                                                                          |
| <b>Release Information</b> | Command introduced before JUNOS Release 7.1.0.                                                                                                            |

**domain-authentication**


---

|                            |                                                                                                                                                                                                                                                                                  |
|----------------------------|----------------------------------------------------------------------------------------------------------------------------------------------------------------------------------------------------------------------------------------------------------------------------------|
| <b>Description</b>         | Enables or disables simple text authentication or HMAC MD5 authentication of IS-IS level 2 CSNP packets or PSNP packets. The <b>no</b> version restores the default behavior, in which authentication of IS-IS level 2 CSNPs and PSNPs is disabled.                              |
| <b>Syntax</b>              | [ no ] domain-authentication { csnp   psnp } <ul style="list-style-type: none"> <li>■ csnp—Enables authentication of IS-IS level 2 complete sequence number PDUs (CSNPs)</li> <li>■ psnp—Enables authentication of IS-IS level 2 partial sequence number PDUs (PSNPs)</li> </ul> |
| <b>Mode</b>                | Router Configuration                                                                                                                                                                                                                                                             |
| <b>Release Information</b> | Command introduced before JUNOS Release 7.1.0.                                                                                                                                                                                                                                   |

## domain-authentication-key

---

**Description** Assigns a password for authentication of IS-IS level 2 LSPs, CSNPs, and PSNPs. The **no** version deletes the password.



**NOTE:** Issuing this command enables simple authentication of level 2 LSPs only. To enable authentication of level 2 CSNPs or PSNPs, use the **domain-authentication** command.

---

**Syntax** domain-authentication-key [ 0 | 8 ] *authKey*  
no domain-authentication-key

- 0—indicates the *authKey* is entered in unencrypted form (plaintext); this is the default option
- 8—indicates the *authKey* is entered in encrypted form (ciphertext)
- *authKey*—password; string of up to 8 characters

**Mode** Router Configuration

**Release Information** Command introduced before JUNOS Release 7.1.0.

## domain-id

---

**Description** Sets the OSPF domain ID for an OSPF VRF on a PE. The **no** version restores the default value.

**Syntax** domain-id *domainIdAddress* | *domainId*  
no domain-id

- *domainIdAddress*—OSPF domain ID in IP address format; default value is the IP address of the OSPF router configured in the VRF
- *domainId*—OSPF domain ID as an integer value in the range 0–4294967295; default value is 0

**Mode** Router Configuration

**Release Information** Command introduced before JUNOS Release 7.1.0.

## domain-message-digest-key

**Description** Specifies an HMAC MD5 key that the router uses to create a secure, encrypted message digest of each IS-IS level 2 packet (LSPs, CSNPs, and PSNPs). The digest is inserted into the packet from which it is created. Using this algorithm for domain routers protects against unauthorized routers injecting false routing information into your network. You can specify when the router will start (default is the current time) and stop (default is never) accepting packets that include a digest made with this key. You can specify when the router will start (default is the current time plus 2 minutes) and stop (default is never) generating packets that include a digest made with this key. The **no** version deletes the key specified by the *keyId*.



**NOTE:** Issuing this command enables MD5 authentication of level 2 LSPs only. To enable authentication of level 2 CSNPs or PSNPs, use the **domain-authentication** command.

**Syntax** domain-message-digest-key *keyId* hmac-md5 [ 0 | 8 ] *key*  
 [ start-accept *startAcceptTime* [ { *startAcceptMonth* *startAcceptDay* | *startAcceptDay* *startAcceptMonth* } *startAcceptYear* ] ]  
 [ start-generate *startGenTime* [ { *startGenMonth* *startGenDay* | *startGenDay* *startGenMonth* } *startGenYear* ] ]  
 [ stop-accept { never | *stopAcceptTime* [ { *stopAcceptMonth* *stopAcceptDay* | *stopAcceptDay* *stopAcceptMonth* } *stopAcceptYear* ] ] ]  
 [ stop-generate { never | *stopGenTime* [ { *stopGenMonth* *stopGenDay* | *stopGenDay* *stopGenMonth* } *stopGenYear* ] ] ]  
 no domain-message-digest-key *keyId*

- *keyId*—Integer from 1 to 255 that is a unique identifier for the secret key, sent with the message digest in the packet.
- 0—Indicates the *key* is entered in unencrypted form (plaintext); this is the default option
- 8—Indicates the *key* is entered in encrypted form (ciphertext)
- *key*—String of up to 20 alphanumeric characters; secret key used by the HMAC MD5 algorithm to generate the message digest.
- *startAcceptTime*, *startAcceptMonth*, *startAcceptDay*, *startAcceptYear* – time, month, day, year that the router will start accepting packets created with this password. Use military time format *HH:MM[:SS]*.
- *startGenTime*, *startGenMonth*, *startGenDay*, *startGenYear*—Time, month, day, year that the router will start inserting this password into packets. Use military time format *HH:MM[:SS]*.
- never—Specifies that the router never stops accepting or generating packets; overrides previously specified stop times.

- *stopAcceptTime*, *stopAcceptMonth*, *stopAcceptDay*, *stopAcceptYear*—Time, month, day, year that the router will stop accepting packets created with this password. Use military time format *HH:MM[:SS]*.
- *stopGenTime*, *stopGenMonth*, *stopGenDay*, *stopGenYear*—Time, month, day, year that the router will stop inserting this password into packets. Use military time format *HH:MM[:SS]*.

**Mode** Router Configuration

**Release Information** Command introduced before JUNOS Release 7.1.0.

## domain-name

---

**Description** From DHCP Local Pool Configuration mode, specifies a domain name that can be returned to the subscriber of an address pool if requested. The **no** version removes the association between the address pool and the domain name.

From IPSec Identity mode, specifies the domain name that the router uses in IKE authentication messages and to generate certificate requests. The **no** version removes the domain name.

**Syntax** From DHCP Local Pool Configuration mode:

domain-name *domainName*

no domain-name

- *domainName*—Name of the domain

From IPSec Identity Configuration mode:

[ no ] domain-name *domainName*

- *domainName*—Name used in certificate requests and in IKE authentication messages; up to 60 characters

**Mode** DHCP Local Pool Configuration, IPSec Identity Configuration

**Release Information** Command introduced before JUNOS Release 7.1.0.

## domain-suffix

---

**Description** Appends a domain suffix to user-provided usernames on this profile. The **no** version restores the default value, no domain suffix, and usernames are passed transparently to AAA.

**Syntax** domain-suffix *domainSuffix*

no domain-suffix

- *domainSuffix*—Domain suffix that you want to append to user-provided usernames.

**Mode** IPSec Tunnel Profile Configuration

**Release Information** Command introduced in JUNOS Release 7.3.0.

## domain-tag

---

|                            |                                                                                                                                                                                |
|----------------------------|--------------------------------------------------------------------------------------------------------------------------------------------------------------------------------|
| <b>Description</b>         | Sets the VPN route tag for an OSPF VRF on a PE to prevent routing loops back into the VPN. The <b>no</b> version restores the default value.                                   |
| <b>Syntax</b>              | domain-tag <i>routeTag</i><br>no domain-tag <ul style="list-style-type: none"> <li>■ <i>routeTag</i>—Number identifying the VPN route tag in the range 0–4294967295</li> </ul> |
| <b>Mode</b>                | Router Configuration                                                                                                                                                           |
| <b>Release Information</b> | Command introduced before JUNOS Release 7.1.0.                                                                                                                                 |

## dont-install-routes

---

|                            |                                                                                                                                                                                                                                                                      |
|----------------------------|----------------------------------------------------------------------------------------------------------------------------------------------------------------------------------------------------------------------------------------------------------------------|
| <b>Description</b>         | Prevents OSPF routes that point directly to the OSPF remote neighbor from being installed in the IP routing table of the VR or VRF in which OSPF is running. The <b>no</b> version restores the default behavior, which installs the routes in the IP routing table. |
| <b>Syntax</b>              | [ no ] dont-install-routes                                                                                                                                                                                                                                           |
| <b>Mode</b>                | Remote Neighbor Configuration                                                                                                                                                                                                                                        |
| <b>Release Information</b> | Command introduced before JUNOS Release 7.1.0.                                                                                                                                                                                                                       |

## dos-protection-group

---

|                            |                                                                                                                                                                                                |
|----------------------------|------------------------------------------------------------------------------------------------------------------------------------------------------------------------------------------------|
| <b>Description</b>         | Creates a denial of service (DoS) protection group and enters DoS Protection Group Configuration mode. The <b>no</b> version removes the DoS protection group.                                 |
| <b>Syntax</b>              | [ no ] dos-protection-group <i>groupName</i> <ul style="list-style-type: none"> <li>■ <i>groupName</i>—Name of the DoS protection group; string of up to 31 alphanumeric characters</li> </ul> |
| <b>Mode</b>                | Global Configuration                                                                                                                                                                           |
| <b>Release Information</b> | Command introduced in JUNOS Release 8.1.0.                                                                                                                                                     |

## drop-profile

---

**Description** Creates a drop profile. The **no** version removes the drop profile.

**Syntax** [ no ] drop-profile *dropProfileName*

- *dropProfileName*—Name for the drop profile

**Mode** Global Configuration

**Release Information** Command introduced before JUNOS Release 7.1.0.

**Related Topics**

- Configuring RED
- Configuring WRED

## ds3-scramble

---

**Description** Enables scrambling of the ATM cell payload on a T3 interface. DS3 scrambling assists clock recovery on the receiving end of the interface. The **no** version disables cell scrambling.

**Syntax** [ no ] ds3-scramble

**Mode** Controller Configuration

**Release Information** Command introduced before JUNOS Release 7.1.0.

## dsr-detect

---

**Description** Requires that a DSR signal be detected on the line for a user to log into the console. DSR is carried on pin 6 of the SRP module's RS-232 (DB-9) connector. The DSR input must be connected to the DSR output of a modem or the DTR output of another DTE device, such as a terminal server, that supports this signal. If a session is in progress and the DSR signal is lost, the user is logged out automatically. The **no** version restores the default of no DSR required.

**Syntax** [ no ] dsr-detect

**Mode** Privileged Exec

**Release Information** Command introduced before JUNOS Release 7.1.0.

## dsu bandwidth

---

**Description** Sets the speed for the fractional T3 lines. The **no** version clears the bandwidth. If you issue this command, be sure to issue the **dsu mode** and **scramble** commands. Similarly, if you issue the **no** version, be sure to issue the **no dsu mode** and **no scramble** commands; otherwise, the interface may drop packets unexpectedly.

**Syntax** dsu bandwidth *bandwidthValue*  
no dsu bandwidth

- *bandwidthValue*—Value of the fractional bandwidth in the range 22–44210 Kbps. The router offers a set of speeds in increments that depend on the DSU mode you specify. The actual speed of the fractional T3 lines will be the value closest to the fractional bandwidth you specify.

**Mode** Controller Configuration

**Release Information** Command introduced before JUNOS Release 7.1.0.

## dsu mode

---

**Description** Sets the DSU mode for the lines. The **no** version clears the dsu mode. If you issue this command, be sure to issue the **dsu bandwidth** and **scramble** commands. Similarly, if you issue the **no** version, be sure to issue the **no dsu bandwidth** and **no scramble** commands; otherwise, the interface may drop packets unexpectedly.

**Syntax** dsu mode { 0 | 2 }  
no dsu mode

- 0—Sets digital Link mode
- 2—Sets Larscom mode

**Mode** Controller Configuration

**Release Information** Command introduced before JUNOS Release 7.1.0.



## duplex

---

**Description** Specifies the duplex mode for an Ethernet interface. This command works with the **speed** command; if you set or accept the automatically negotiate setting for either duplex mode or speed, the router negotiates both parameters with the remote device. The **no** version specifies the default value, automatically negotiate or full duplex (FE-8 SFP I/O module only). This command is not available for the Ethernet interface on the SRP module.

**Syntax** duplex *duplexMode*  
no duplex

- *duplexMode*—One of the following duplex options
  - automatically negotiate—Specifies that the router negotiates duplex mode with the remote device; not valid for the FE-8 SFP I/O module
  - full—Specifies that the router uses full duplex on a Fast Ethernet or Gigabit Ethernet interface
  - half—Specifies that the router uses half duplex on a Fast Ethernet interface; this value is not valid for Gigabit Ethernet interfaces

**Mode** Interface Configuration

**Release Information** Command introduced before JUNOS Release 7.1.0.

## dvmrp destination profile

---

**Description** Configures a destination profile for dynamic DVMRP tunnels and enters IP Tunnel Destination Profile Configuration mode. There is no **no** version.

**Syntax** dvmrp destination profile *profileName* { [ any-virtual-router ] | [ virtual-router *virtualRouterName* ] }  
no dvmrp destination profile *profileName*

- *profileName*—Name of the destination profile
- any-virtual-router—Specifies a default destination profile for all virtual routers; only one default destination profile can be defined in the system
- *virtualRouterName*—Name of the transport virtual router

**Mode** Global Configuration

**Release Information** Command introduced in JUNOS Release 8.2.0.

## e3-scramble

---

**Description** Enables scrambling of the ATM cell payload on an E3 interface. E3 scrambling assists clock recovery on the receiving end of the interface. The **no** version disables scrambling.

**Syntax** [ no ] e3-scramble

**Mode** Controller Configuration

**Release Information** Command introduced before JUNOS Release 7.1.0.

## enable

---

**Description** From User Exec mode, enters Privileged Exec mode at the specified privilege level. There is no **no** version for this use.

From SNMP Event Configuration or SNMP Trigger Configuration modes, enables the configuration for the event or trigger, respectively. The **no** version disables the event or trigger.

**Syntax** To access Privileged Exec mode:

enable [ *level* ]

To enable event or trigger configuration:

[ no ] enable

- *level*—level at which you want to access the Privileged Exec mode; default value is 10; commands generally fall into one of the following security/privilege levels:
  - 0—allows the user to execute the **help**, **enable**, **disable**, and **exit** commands
  - 1—Allows the user to execute commands in User Exec mode plus commands at level 0
  - 5—Allows the user to execute Privileged Exec **show** commands plus the commands at levels 1 and 0
  - 10—Allows the user to execute all commands except support commands, which may be provided by Juniper Networks Customer Service, or the ability to assign privileges to commands
  - 15—Allows the user to execute support commands and assign privileges to commands

**Mode** SNMP Event Configuration, SNMP Trigger Configuration, User Exec

**Release Information** Command introduced before JUNOS Release 7.1.0.

## enabled

---

**Description** Enables the aggregation cache to start accumulating information from the flow cache. The **no** version stops the information flow from the flow cache.

**Syntax** [ no ] enabled

**Mode** Flow Cache Configuration

**Release Information** Command introduced in JUNOS Release 8.1.0.

## enable ipsec-transport

---

**Description** In IP Tunnel Destination Profile Configuration mode, specifies that the router accepts only dynamic IP tunnels protected by an IPSec transport connection. The **no** version disables IPSec transport mode.

In L2TP Destination Profile Host Configuration mode, specifies that the router accepts only L2TP tunnels protected by an IPSec transport connection. The **no** version disables IPSec transport mode.

**Syntax** [ no ] enable ipsec-transport

**Mode** IP Tunnel Destination Profile Configuration, L2TP Destination Profile Host Configuration

**Release Information** Command introduced before JUNOS Release 7.1.0.  
IP Tunnel Destination Profile Configuration mode added in JUNOS Release 8.2.0.

## enable password

**Description** Sets a password to control access to certain types of commands. The **no** version removes the password requirement.



**NOTE:** On the E-series router, all passwords are stored as encrypted passwords.

**Syntax** `enable password [ level securityLevel ] [ passwordType ] passwordText`

`no enable password [ level securityLevel ]`

- *securityLevel*—Security level for which you want to set the password; default value is 5; commands generally fall into one of the following security/privilege levels:
  - 0—Allows the user to execute the **help**, **enable**, **disable**, and **exit** commands
  - 1—Allows the user to execute commands in User Exec mode plus commands at level 0
  - 5—Allows the user to execute Privileged Exec **show** commands plus the commands at levels 1 and 0; this is the default level
  - 10—Allows the user to execute all commands except support commands, which may be provided by Juniper Networks Customer Service
  - 15—Allows the user to execute privilege setting and support commands
- *passwordType*:
  - 0—Specifies that an unencrypted password follows; this is the default
  - 7—Specifies that an encrypted password follows
- *passwordText*—Password, either encrypted or unencrypted, depending on the password type

**Mode** Global Configuration

**Release Information** Command introduced before JUNOS Release 7.1.0.

## enable proxy authenticate

**Description** Configures proxy authenticate for a remote host. The **no** version removes proxy authenticate configuration from the remote host.

**Syntax** `[ no ] enable proxy authenticate`

**Mode** L2TP Destination Profile Host Configuration

**Release Information** Command introduced before JUNOS Release 7.1.0.

## enable secret

---

**Description** Sets a secret to control access to certain types of commands. The **no** version removes the secret requirement.

---



**NOTE:** On the E-series router, all secrets are stored as encrypted secrets.

---

**Syntax** `enable secret [ level securityLevel ] [ secretType ] secretText`

`no enable secret [ securityLevel ]`

- *securityLevel*—Security level for which you want to set the secret; default value is 5
  - 0—Allows the user to execute the **help**, **enable**, **disable**, and **exit** commands
  - 1—Allows the user to execute commands in User Exec mode plus commands at level 0
  - 5—Allows the user to execute Privileged Exec **show** commands plus the commands at levels 1 and 0; this is the default level
  - 10—Allows the user to execute all commands except support commands, which may be provided by Juniper Networks Customer Service
  - 15—Allows the user to execute support commands
- *secretType*—One of the following:
  - 0—Indicates that the secret is unencrypted; this is the default
  - 7—Indicates that the secret is encrypted
- *secretText*—Secret, either encrypted or unencrypted, depending on the secret type

**Mode** Global Configuration

**Release Information** Command introduced before JUNOS Release 7.1.0.

## encapsulation

---

**Description** In ATM VC Configuration mode, configures the encapsulation method on an ATM PVC. The encapsulation method represents the format of the data units that traverse the PVC. The **encapsulation** command is valid only for data PVCs; you cannot use this command for control (ILMI or signaling) PVCs. The **no** version restores the default encapsulation method, **aal5snap**.

In ATM VC Class Configuration mode, configures the encapsulation method as part of a VC class definition that you assign to an ATM data PVC. The **no** version restores the default encapsulation method, **aal5snap**, in the VC class.

**Syntax** `encapsulation encapsulationType`  
`no encapsulation`

- *encapsulationType*—One of the following encapsulation methods for data PVCs:
  - **aal0**—Causes the router to receive raw ATM cells on this PVC and forward the cells without performing AAL5 packet reassembly
  - **aal5all**—Configures ATM over MPLS passthrough connections; the router passes through all ATM AAL5 traffic without interpreting it
  - **aal5autoconfig**—Enables autodetection of the 1483 encapsulation (LLC/SNAP or VC multiplexed)
  - **aal5mux ip**—Configures a VC-based multiplexed circuit used for IP only
  - **aal5snap**—Configures an LLC encapsulated circuit; an LLC/SNAP header precedes the protocol datagram

**Mode** ATM VC Configuration, ATM VC Class Configuration

**Release Information** Command introduced in JUNOS Release 7.1.0.  
 ATM VC Class Configuration mode added in JUNOS Release 7.3.0.

## encapsulation bridge1483

---

**Description** Configures bridged Ethernet as the encapsulation method on an interface and optionally assigns a MAC address to the interface. The **no** version removes bridged Ethernet as the encapsulation method on the interface.

**Syntax** `encapsulation bridge1483 [ mac-address macAddress ]`  
`no encapsulation bridge1483`

- *macAddress*—User-configured MAC address for the interface. The MAC address format is a dotted triple of four-digit hexadecimal numbers; for example, 0090.1a40.4c7c. Multicast MAC address cannot be configured on bridged Ethernet interfaces.

**Mode** Subinterface Configuration

**Release Information** Command introduced before JUNOS Release 7.1.0.

## encapsulation frame-relay ietf

---

|                            |                                                                                                               |
|----------------------------|---------------------------------------------------------------------------------------------------------------|
| <b>Description</b>         | Enables Frame Relay encapsulation. The <b>no</b> version removes Frame Relay configuration from an interface. |
| <b>Syntax</b>              | encapsulation frame-relay ietf<br>no encapsulation frame-relay                                                |
| <b>Mode</b>                | Interface Configuration                                                                                       |
| <b>Release Information</b> | Command introduced before JUNOS Release 7.1.0.                                                                |
| <b>Related Topics</b>      | <ul style="list-style-type: none"><li>■ Configuring Frame Relay Layer 2 Services</li></ul>                    |

## encapsulation hdlc

---

|                            |                                                                                              |
|----------------------------|----------------------------------------------------------------------------------------------|
| <b>Description</b>         | Enables Cisco HDLC encapsulation. The <b>no</b> version disables Cisco HDLC on an interface. |
| <b>Syntax</b>              | [ no ] encapsulation hdlc                                                                    |
| <b>Mode</b>                | Interface Configuration, Subinterface Configuration                                          |
| <b>Release Information</b> | Command introduced before JUNOS Release 7.1.0.                                               |

## encapsulation mlframe-relay ietf

---

|                            |                                                                                                                                   |
|----------------------------|-----------------------------------------------------------------------------------------------------------------------------------|
| <b>Description</b>         | Enables Multilink Frame Relay encapsulation. The <b>no</b> version removes Multilink Frame Relay configuration from an interface. |
| <b>Syntax</b>              | encapsulation mlframe-relay ietf<br>no encapsulation mlframe-relay                                                                |
| <b>Mode</b>                | Interface Configuration                                                                                                           |
| <b>Release Information</b> | Command introduced before JUNOS Release 7.1.0.                                                                                    |

## encapsulation mlppp

---

|                            |                                                                                                                                                                                                                         |
|----------------------------|-------------------------------------------------------------------------------------------------------------------------------------------------------------------------------------------------------------------------|
| <b>Description</b>         | Configures MLPPP as the encapsulation method on an individual interface. Creates an MLPPP link interface, which can be configured as a member of an MLPPP bundle. The <b>no</b> version disables MLPPP on an interface. |
| <b>Syntax</b>              | [ no ] encapsulation mlppp                                                                                                                                                                                              |
| <b>Mode</b>                | Interface Configuration, Subinterface Configuration                                                                                                                                                                     |
| <b>Release Information</b> | Command introduced before JUNOS Release 7.1.0.                                                                                                                                                                          |

## encapsulation ppp

---

**Description** Configures PPP as the encapsulation method for the interface. The **no** version disables PPP on an interface.

**Syntax** [ no ] encapsulation ppp

**Mode** Interface Configuration, Subinterface Configuration

**Release Information** Command introduced before JUNOS Release 7.1.0.

## encapsulation pppoe

---

**Description** Configures PPPoE as the encapsulation method for the interface. The **no** version removes PPPoE encapsulation from the interface.

**Syntax** [ no ] encapsulation pppoe

**Mode** Interface Configuration, Subinterface Configuration

**Release Information** Command introduced before JUNOS Release 7.1.0.

## encapsulation vlan

---

**Description** Configures VLAN as the encapsulation method for the interface. The **no** version removes VLAN encapsulation from the interface.

**Syntax** [ no ] encapsulation vlan

**Mode** Interface Configuration, Subinterface Configuration

**Release Information** Command introduced before JUNOS Release 7.1.0.

### Related Topics

- Configuring Ethernet/VLAN Layer 2 Services
- Configuring Local Cross-Connects Between Ethernet/VLAN Interfaces
- Configuring S-VLAN Tunnels for Layer 2 Services



## encryption

---

**Description** Sets the encryption algorithm to use in the IKE policy. The **no** version restores the default, 3DES.

**Syntax** encryption { des | 3des }  
no encryption

- des—Specifies 56-bit DES-CBC as the encryption algorithm
- 3des—Specifies 168-bit 3DES-CBC as the encryption algorithm

**Mode** IKE Policy Configuration

**Release Information** Command introduced before JUNOS Release 7.1.0.

## end

---

**Description** Exits Global Configuration mode or any of the Configuration submodes and returns to the User Exec mode. There is no **no** version.

**Syntax** end

**Mode** Global Configuration

**Release Information** Command introduced before JUNOS Release 7.1.0.

## enrollment retry-limit

---

**Description** Specifies the number of minutes during which the router continues to send a certificate request to the CA. The **no** version restores the default.

**Syntax** enrollment retry-limit *minutes*  
no enrollment retry-limit

- *minutes*—Number of minutes, from 0 (infinite time period) to 480; default value is 60

**Mode** IPSec CA Identity Configuration

**Release Information** Command introduced before JUNOS Release 7.1.0.

## enrollment retry-period

---

|                            |                                                                                                                                                                                                         |
|----------------------------|---------------------------------------------------------------------------------------------------------------------------------------------------------------------------------------------------------|
| <b>Description</b>         | Specifies the number of minutes that the router waits after receiving no response before resending a certificate request to the CA. The <b>no</b> version restores the default.                         |
| <b>Syntax</b>              | enrollment retry-period <i>minutes</i><br>no enrollment retry-period <ul style="list-style-type: none"> <li>■ <i>minutes</i>—Number of minutes in the range 0–60 minutes; default value is 1</li> </ul> |
| <b>Mode</b>                | IPSec CA Identity Configuration                                                                                                                                                                         |
| <b>Release Information</b> | Command introduced before JUNOS Release 7.1.0.                                                                                                                                                          |

## enrollment url

---

|                            |                                                                                                                                                                                                                                                                                                                   |
|----------------------------|-------------------------------------------------------------------------------------------------------------------------------------------------------------------------------------------------------------------------------------------------------------------------------------------------------------------|
| <b>Description</b>         | Specifies the URL of the simple certificate enrollment protocol (SCEP) server to which the router sends CA certificate requests (using the <b>ipsec ca authenticate</b> command) and public certificate requests (using the <b>ipsec ca enroll</b> command). The <b>no</b> version deletes the URL specification. |
| <b>Syntax</b>              | enrollment url <i>url</i><br>no enrollment url <ul style="list-style-type: none"> <li>■ <i>url</i>—URL of SCEP server; in the format <code>http://server_ipaddress</code>; a maximum of 200 characters</li> </ul>                                                                                                 |
| <b>Mode</b>                | IPSec CA Identity Configuration                                                                                                                                                                                                                                                                                   |
| <b>Release Information</b> | Command introduced before JUNOS Release 7.1.0.                                                                                                                                                                                                                                                                    |

## equipment loopback

---

|                            |                                                                                                                                                                                                                                                                                                                                                                                          |
|----------------------------|------------------------------------------------------------------------------------------------------------------------------------------------------------------------------------------------------------------------------------------------------------------------------------------------------------------------------------------------------------------------------------------|
| <b>Description</b>         | Enables or disables the router's ability to be placed in loopback by a remote device connected on a CT3 or T3 interface. The <b>no</b> version disables the router's ability to be placed in loopback by the remote device.                                                                                                                                                              |
| <b>Syntax</b>              | equipment { customer   network } loopback<br>no equipment <ul style="list-style-type: none"> <li>■ <i>customer</i>—Enables the router to enter into loopback when it receives an appropriate signal from the remote interface</li> <li>■ <i>network</i>—Disables the router's ability to enter into loopback when it receives an appropriate signal from the remote interface</li> </ul> |
| <b>Mode</b>                | Controller Configuration                                                                                                                                                                                                                                                                                                                                                                 |
| <b>Release Information</b> | Command introduced before JUNOS Release 7.1.0.                                                                                                                                                                                                                                                                                                                                           |

## erase secrets

---

**Description** Removes all CLI passwords or secrets. Execute before pressing the NMI button on the SRP module. There is no **no** version.



**NOTE:** If you enter the **service unattended password-recovery** command, the behavior of the **erase secrets** command changes. The **erase secrets** command will not take any parameters and will not be available through a vty session until you enter **no service unattended password-recovery**.

**Syntax** `erase secrets seconds`

- *seconds*—Number of seconds in the range 1–60 to allow for the operation

**Mode** User Exec

**Release Information** Command introduced before JUNOS Release 7.1.0.

## ethernet description

---

**Description** Adds a text description to a non-SRP Fast Ethernet or Gigabit Ethernet interface. The **no** version removes the description from the interface.

**Syntax** `ethernet description name`  
`no ethernet description`

- *name*—String of up to 64 characters

**Mode** Interface Configuration

**Release Information** Command introduced before JUNOS Release 7.1.0.

## ethernet dos-protection-group

---

**Description** Attaches an Ethernet denial of service (DoS) protection group to an interface. The **no** version removes the attachment of the DoS protection group from the interface.

**Syntax** `ethernet dos-protection-group groupName`  
`no ethernet dos-protection-group`

- *groupName*—Name of the DoS protection group; string of up to 31 alphanumeric characters

**Mode** Interface Configuration

**Release Information** Command introduced in JUNOS Release 8.1.0.

## event

---

|                            |                                                                                                                                                                                                                                                                                                                       |
|----------------------------|-----------------------------------------------------------------------------------------------------------------------------------------------------------------------------------------------------------------------------------------------------------------------------------------------------------------------|
| <b>Description</b>         | Creates an event and launches the event configuration mode in the SNMP server event manager. The <b>no</b> version removes the event.                                                                                                                                                                                 |
| <b>Syntax</b>              | <pre>[ no ] event <i>eventOwner</i> <i>eventName</i></pre> <ul style="list-style-type: none"> <li>■ <i>eventOwner</i>—Owner associated with this event; string of up to 32 alphanumeric characters</li> <li>■ <i>eventName</i>—Name associated with this event; string of up to 32 alphanumeric characters</li> </ul> |
| <b>Mode</b>                | SNMP Event Manager Configuration                                                                                                                                                                                                                                                                                      |
| <b>Release Information</b> | Command introduced before JUNOS Release 7.1.0.                                                                                                                                                                                                                                                                        |

## exceeded-action

---

|                            |                                                                                                                                                                                                                                                                                                                                                                                                                                                                                                                                                                                                                                                                                                                                                                                                                                                                                                                                                                       |
|----------------------------|-----------------------------------------------------------------------------------------------------------------------------------------------------------------------------------------------------------------------------------------------------------------------------------------------------------------------------------------------------------------------------------------------------------------------------------------------------------------------------------------------------------------------------------------------------------------------------------------------------------------------------------------------------------------------------------------------------------------------------------------------------------------------------------------------------------------------------------------------------------------------------------------------------------------------------------------------------------------------|
| <b>Description</b>         | Sets the action for packets not conforming to the committed rate and committed burst size, and not conforming to the peak rate and peak burst size. The <b>no</b> version restores the default, drop.                                                                                                                                                                                                                                                                                                                                                                                                                                                                                                                                                                                                                                                                                                                                                                 |
| <b>Syntax</b>              | <p>For IP and IPv6 rate-limit profiles:</p> <pre>[ no ] exceeded-action { drop   transmit   mark <i>markVal</i> }</pre> <p>For L2TP rate-limit profiles:</p> <pre>[ no ] exceeded-action { drop   transmit }</pre> <p>For MPLS rate-limit profiles:</p> <pre>[ no ] exceeded-action { drop   transmit   mark-exp <i>expValue</i> }</pre> <p>For hierarchical rate-limit profiles:</p> <pre>[ no ] exceeded-action { drop   transmit [ conditional   final ] }</pre> <ul style="list-style-type: none"> <li>■ drop—Drops the packet</li> <li>■ transmit—Transmits the packet; for hierarchical rate limits: <ul style="list-style-type: none"> <li>■ conditional—Packets must pass the next rate limit</li> <li>■ final—Packets exit the hierarchy at rate limit</li> </ul> </li> <li>■ <i>markVal</i>—Marks value in the range 0–255; mark actions are not supported on hierarchical rate limits</li> <li>■ <i>expValue</i>—EXP bit value in the range 0–7</li> </ul> |
| <b>Mode</b>                | Rate Limit Profile Configuration                                                                                                                                                                                                                                                                                                                                                                                                                                                                                                                                                                                                                                                                                                                                                                                                                                                                                                                                      |
| <b>Release Information</b> | Command introduced before JUNOS Release 7.1.0.<br><b>conditional</b> and <b>final</b> keywords added in JUNOS Release 7.2.0.                                                                                                                                                                                                                                                                                                                                                                                                                                                                                                                                                                                                                                                                                                                                                                                                                                          |
| <b>Related Topics</b>      | <ul style="list-style-type: none"> <li>■ Creating a Two-Rate Rate-Limit Profile</li> </ul>                                                                                                                                                                                                                                                                                                                                                                                                                                                                                                                                                                                                                                                                                                                                                                                                                                                                            |

## exceeded-drop-threshold

---

**Description** Configures the threshold above which exceeded-drop-events are logged. The **no** version removes the threshold.

**Syntax** exceeded-drop-threshold *exceededDropThreshold*  
no exceeded-drop-threshold

- *exceededDropThreshold*—Bits per second in the range 0–1073741824

**Mode** Statistics Profile Configuration

**Release Information** Command introduced before JUNOS Release 7.1.0.

**Related Topics**

- Configuring Event Statistics

## exceeded-fraction

---

**Description** Sets the percentage of the total queue length that can be occupied before dropping exceeded packets. The **no** version returns the exceeded fraction to its default setting.

**Syntax** exceeded-fraction *exceededFraction*  
no exceeded-fraction

- *exceededFraction*—Percentage range 0–100; default value is 25

**Mode** Queue Profile Configuration

**Release Information** Command introduced before JUNOS Release 7.1.0.

**Related Topics**

- Configuring Queue Profiles to Manage Buffers and Thresholds

## exceeded-length

---

**Description** Sets minimum and maximum constraints for the queue's exceeded lengths. The **no** version removes constraints on the queue's exceeded length.

**Syntax** `exceeded-length minimumExceededLength [ maximumExceededLength ]`  
`no exceeded-length`

- *minimumExceededLength*—Range 0–1073741824
- *maximumExceededLength*—Range 0–1073741824

**Mode** Queue Profile Configuration

**Release Information** Command introduced before JUNOS Release 7.1.0.

**Related Topics**

- Configuring Queue Profiles to Manage Buffers and Thresholds

## exceeded-threshold

---

**Description** Specifies the exceeded queue thresholds and maximum drop probability. The **no** version removes exceeded threshold.

**Syntax** `exceeded-threshold { percent MinThresholdPercent MaxThresholdPercent | MinThresholdBytes MaxThresholdBytes } MaxDropProbability`  
`no exceeded-threshold`

- *percent*—Specifies *exceeded* queue thresholds as percentages
- *MinThresholdPercent*—Minimum queue threshold as a percentage of queue length
- *MaxThresholdPercent*—Maximum queue threshold as a percentage of queue length
- *MinThresholdBytes*—Minimum queue threshold in bytes
- *MaxThresholdBytes*—Maximum queue threshold in bytes
- *MaxDropProbability*—Maximum drop probability

**Mode** Drop Profile Configuration

**Release Information** Command introduced before JUNOS Release 7.1.0.

**Related Topics**

- Configuring RED
- Configuring WRED

## exception dump

---

**Description** Specifies the location from and to which the router should transfer a core dump file. Core dumps are enabled and stored in local NVS by default. The **no** version disables the command.

**Syntax** exception dump { except-srp | srp-only } { local | *ipAddress* [ *directoryName* ] }  
no exception dump

- *except-srp*—Generates core dump for all non-SRP modules
- *srp-only*—Generates core dump for only the SRP modules
- *local*—Nonvolatile storage memory
- *ipAddress*—IP address of the server to which the router will transfer the core dump file
- *directoryName*—Name of the directory on the server to which the router will transfer the core dump file

**Mode** Global Configuration

**Release Information** Command introduced before JUNOS Release 7.1.0.

## exception gateway

---

**Description** Specifies the gateway through which the router sends the core dump file to the remote FTP server. The **no** version returns the value to its default (null).

**Syntax** exception gateway *ipAddress*  
no exception gateway

- *ipAddress*—IP address of the gateway

**Mode** Global Configuration

**Release Information** Command introduced before JUNOS Release 7.1.0.

## exception http-redirect

---

**Description** Creates the exception rule within an IP policy classifier group to allow the application to perform an application-dependent action on the content of the packet. HTTP redirect is the only application that is available as a destination of the **exception** rule. This command is not supported for the ES2 10G LM or the ES2 10G Uplink LM. The **no** version removes the exception rule.

**Syntax** [ no ] exception http-redirect

**Mode** Classifier Group Configuration

**Release Information** Command introduced in JUNOS Release 7.2.0.

**Related Topics**

- Assigning Values to the ATM CLP Bit

## exception monitor

---

**Description** Enables the core dump monitor and specifies the location to which the router transfers core dump files. The **no** version disables the core dump monitor.

**Syntax** exception monitor *ipAddress* [ *directoryName* ]  
no exception monitor

- *ipAddress*—IP address of the server to which you want the router to transfer core dump files
- *directoryName*—Name of the directory on the server to which you want the router to transfer core dump files

**Mode** Global Configuration

**Release Information** Command introduced before JUNOS Release 7.1.0.

## exception monitor interval

---

**Description** Specifies the interval at which you want the router to check NVS for core dump files. The **no** version disables the core dump monitor.

**Syntax** exception monitor interval *interval*  
no exception monitor interval

- *interval*—Number of minutes between NVS checks; in the range 1–1440

**Mode** Global Configuration

**Release Information** Command introduced before JUNOS Release 7.1.0.



## exception protocol ftp

---

- Description** Specifies the username and password for FTP access to a host where you transferred a core dump file. The **no** version restores the defaults.
- Syntax** exception protocol ftp [ [ *algorithmType* ] *userName* [ [ *algorithmType* ] *password* ] ]  
no exception protocol
- *algorithmType*—Type of user name or password
    - 0—Indicates the *password* is unencrypted; the default
    - 8—Indicates the *password* is encrypted
  - *userName*—Username required to access the FTP server; the default username is anonymous
  - *password*—Password required to access the FTP server; default value is no password
- Mode** Global Configuration
- Release Information** Command introduced before JUNOS Release 7.1.0.

## exception source

---

- Description** Specifies the IP address and mask of the router interface over which you want to send the core dump file to the remote FTP server. The **no** version returns the value to its default (null).
- Syntax** exception source *ipAddress ipAddressMask*  
no exception source
- *ipAddress*—IP address of the interface
  - *ipAddressMask*—Optionally add the IP address mask of the interface
- Mode** Global Configuration
- Release Information** Command introduced before JUNOS Release 7.1.0.

## excess-burst

---

|                            |                                                                                                                                                                                                                                                                             |
|----------------------------|-----------------------------------------------------------------------------------------------------------------------------------------------------------------------------------------------------------------------------------------------------------------------------|
| <b>Description</b>         | Sets amount of bandwidth allocated to accommodate a packet in progress when the rate is in excess of the burst. The <b>no</b> version restores the default value, 0.                                                                                                        |
| <b>Syntax</b>              | excess-burst { <i>size</i>   millisecond <i>milliseconds</i> }<br>no excess-burst <ul style="list-style-type: none"> <li>■ <i>size</i>—Amount of bandwidth allocated; in the range 0–4294967295</li> <li>■ <i>milliseconds</i>—Milliseconds in the range 1–10000</li> </ul> |
| <b>Mode</b>                | Rate Limit Profile Configuration                                                                                                                                                                                                                                            |
| <b>Release Information</b> | Command introduced before JUNOS Release 7.1.0.                                                                                                                                                                                                                              |
| <b>Related Topics</b>      | <ul style="list-style-type: none"> <li>■ Creating a Two-Rate Rate-Limit Profile</li> </ul>                                                                                                                                                                                  |

## exclude-subsystem

---

|                            |                                                                                                                                                                                                            |
|----------------------------|------------------------------------------------------------------------------------------------------------------------------------------------------------------------------------------------------------|
| <b>Description</b>         | Excludes subsystem files from being copied when you copy a software release to the router. The <b>no</b> version removes the exclusion for a specified subsystem file or all subsystem files.              |
| <b>Syntax</b>              | exclude-subsystem <i>subsystemName</i><br>no exclude-subsystem [ <i>subsystemName</i> ] <ul style="list-style-type: none"> <li>■ <i>subsystemName</i>—Name of the subsystem file to be excluded</li> </ul> |
| <b>Mode</b>                | Global Configuration                                                                                                                                                                                       |
| <b>Release Information</b> | Command introduced before JUNOS Release 7.1.0.                                                                                                                                                             |

## exec-banner

---

|                            |                                                                                                                                                                                                                                                                                                                                                                            |
|----------------------------|----------------------------------------------------------------------------------------------------------------------------------------------------------------------------------------------------------------------------------------------------------------------------------------------------------------------------------------------------------------------------|
| <b>Description</b>         | Controls display of an exec banner (configured with the <b>banner</b> command) on a particular line after user authentication (if any) and before the first prompt of a CLI session. The <b>no</b> version disables the exec banner and the motd banner on the line. The <b>default</b> version restores the default setting, in which the banner is enabled on all lines. |
| <b>Syntax</b>              | [ no   default ] exec-banner                                                                                                                                                                                                                                                                                                                                               |
| <b>Mode</b>                | Line Configuration                                                                                                                                                                                                                                                                                                                                                         |
| <b>Release Information</b> | Command introduced before JUNOS Release 7.1.0.                                                                                                                                                                                                                                                                                                                             |

## exec-timeout

---

**Description** Sets the time interval that the console or vty line waits for expected user input. The **no** version restores the default value, which is no time limit.

**Syntax** `exec-timeout minutes [ seconds ]`  
`no exec-timeout`

- *minutes*—Number of minutes for the time limit; in the range from 0 to 35791
- *seconds*—Number of seconds in addition to the minutes for the time limit; in the range from 0 to 2147483

**Mode** Line Configuration

**Release Information** Command introduced before JUNOS Release 7.1.0.

## existence-test

---

**Description** Defines existence test values for the trigger that you are configuring, including binding an event to the existence-test trigger, specifying a startup condition, and defining an existence-test type. The **no** version deletes the existence-test values for this trigger or removes either the startup condition or event binding.

**Syntax** `existence-test { event eventOwner eventName |  
startup { absent | present } | test-type { absent | changed | present } }`  
`no existence-test [ event | startup | test-type ]`

- *eventOwner*—Name of event owner that partially specifies event to trigger the existence test; string of up to 32 alphanumeric characters
- *eventName*—Name of event that partially specifies event to trigger the existence test; string of up to 32 alphanumeric characters
- *startup*—Specifies startup existence condition that you predict the sample to follow; absent or present; you can specify both conditions in the same command
- *test-type*—Specifies type of existence test to perform; absent, changed, or present; you can specify one, two, or all three conditions in the same command

**Mode** SNMP Trigger Configuration

**Release Information** Command introduced before JUNOS Release 7.1.0.

## exit

---

|                            |                                                                                                                             |
|----------------------------|-----------------------------------------------------------------------------------------------------------------------------|
| <b>Description</b>         | Exits the current command mode. In User Exec and Privileged Exec modes, logs out of the CLI. There is no <b>no</b> version. |
| <b>Syntax</b>              | exit                                                                                                                        |
| <b>Mode</b>                | All modes                                                                                                                   |
| <b>Release Information</b> | Command introduced before JUNOS Release 7.1.0.                                                                              |

## exit-address-family

---

|                            |                                                                                                                       |
|----------------------------|-----------------------------------------------------------------------------------------------------------------------|
| <b>Description</b>         | Exits from Address Family Configuration mode and returns to Router Configuration mode. There is no <b>no</b> version. |
| <b>Syntax</b>              | exit-address-family                                                                                                   |
| <b>Mode</b>                | Address Family Configuration                                                                                          |
| <b>Release Information</b> | Command introduced before JUNOS Release 7.1.0.                                                                        |

### Related Topics

- [Configuring BGP Signaling](#)

## exit-remote-neighbor

---

|                            |                                                                                                                        |
|----------------------------|------------------------------------------------------------------------------------------------------------------------|
| <b>Description</b>         | Exits from Remote Neighbor Configuration mode and returns to Router Configuration mode. There is no <b>no</b> version. |
| <b>Syntax</b>              | exit-remote-neighbor                                                                                                   |
| <b>Mode</b>                | Remote Neighbor Configuration                                                                                          |
| <b>Release Information</b> | Command introduced before JUNOS Release 7.1.0.                                                                         |

## exp-mask

---

|                            |                                                                                                                                       |
|----------------------------|---------------------------------------------------------------------------------------------------------------------------------------|
| <b>Description</b>         | Sets the EXP mask to be applied with the mark values. The <b>no</b> version restores the default mask of 7.                           |
| <b>Syntax</b>              | [ no ] exp-mask <i>maskValue</i> <ul style="list-style-type: none"> <li>■ <i>maskValue</i>—EXP mask value in the range 0–7</li> </ul> |
| <b>Mode</b>                | Rate Limit Profile Configuration                                                                                                      |
| <b>Release Information</b> | Command introduced before JUNOS Release 7.1.0.                                                                                        |

### Related Topics

- [Creating a Two-Rate Rate-Limit Profile](#)

## export destination

---

**Description** Configures an export destination for the aggregation cache. The **no** version removes the destination.

**Syntax** [ no ] export destination { *hostName* | *ipAddress* } udp-port

- *hostName*—Name of the destination host
- *ipAddress*—Address of IP interface
- udp-port—Specifies UDP port as the destination

**Mode** Flow Cache Configuration

**Release Information** Command introduced in JUNOS Release 8.1.0.

## export map

---

**Description** Associates a route map with a VRF to modify or filter routes exported by the VRF to the global BGP VPN RIB in the parent VR. Both IPv4 and IPv6 routes are exported unless you issue the appropriate keyword to restrict exportation. The **no** version restores the default behavior, which is to export all routes without applying a route map.

**Syntax** export map [ ipv4 | ipv6 ] *routeMap* [ filter ]  
no export map [ ipv4 | ipv6 ]

- ipv4—Specifies that only IPv4 routes are exported to the global BGP VPN RIB
- ipv6—Specifies that only IPv6 routes are exported to the global BGP VPN RIB
- *routeMap*—Name of a route map; string of up to 32 alphanumeric characters
- filter—Prevents routes that do not match the route map from being exported; if absent, such routes are exported but their attributes are not modified by the route map

**Mode** VRF Configuration

**Release Information** Command introduced before JUNOS Release 7.1.0.

## export source

---

**Description** Sets the source IP address for datagrams containing information from the cache. The **no** version removes the setting of the IP address.

**Syntax** [ no ] export source interface *interface*  
■ *interface*—Name of the interface

**Mode** Flow Cache Configuration

**Release Information** Command introduced in JUNOS Release 8.1.0.

## extended-authentication

---

**Description** Specifies the extended user authentication protocol for use during the extended user authentication protocol exchange. The **re-authenticate** keyword enables the reauthentication option (a second authentication procedure). The **skip-peer-config** keyword disables the router from configuring peer IP characteristics. The **no** version restores the default protocol, pap.

**Syntax** `extended-authentication { none | pap | chap } [ re-authenticate ] [ skip-peer-config ]`  
`no extended-authentication`

- `none`—Specifies that no extended authentication is performed
- `pap`—Specifies the use of PAP protocol for extended authentication
- `chap`—Specifies the use of CHAP protocol for extended authentication
- `re-authenticate`—Enables reauthentication when IKE SA rekeying occurs
- `skip-peer-config`—Disables configuration of peer IP characteristics

**Mode** IPSec Tunnel Profile Configuration

**Release Information** Command introduced in JUNOS Release 7.3.0.

## external-paths

---

**Description** Configures the maximum number of received external BGP best paths allowed for route-target signaling. The **no** version restores the default value, 1.

**Syntax** `external-paths limit`  
`no external-paths`

- `limit`—Number of paths, in the range 1–255

**Mode** Address Family Configuration, Router Configuration

**Release Information** Command introduced in JUNOS Release 8.2.0.

## fabric-strict-priority

---

**Description** Specifies strict priority scheduling for queues in the traffic class in the fabric. The **no** version deletes the strict priority setting.

**Syntax** `[ no ] fabric-strict-priority`

**Mode** Traffic Class Configuration

**Release Information** Command introduced before JUNOS Release 7.1.0.

## **fabric-weight**

---

**Description** Specifies the relative weight for queues in the traffic class in the fabric. The **no** version sets the fabric weight to the default value.

**Syntax** fabric-weight *weight*  
no fabric-weight

- *weight*—Range 1–63; default value is 8

**Mode** Traffic Class Configuration

**Release Information** Command introduced before JUNOS Release 7.1.0.

## **fabric weights**

---

**Description** Defines the multicast-to-unicast traffic ratio for the ERX-1440, ERX-310, E120, or E320 router switch fabric. The **no** version returns the switch fabric to its default multicast:unicast ratio (15:2).

**Syntax** fabric weights multicast *multicastValue* unicast *unicastValue*  
no fabric weights

- *multicastValue*—Ratio value of multicast bandwidth in the range 1–15
- *unicastValue*—Ratio value of unicast bandwidth in the range 1–15

**Mode** Global Configuration

**Release Information** Command introduced in JUNOS Release 7.2.0.

## failover-resync

---

|                            |                                                                                                                                                                                                                                                                                                                                                                                                                                                                                                                                                                                                                                                                                                                                                                                                  |
|----------------------------|--------------------------------------------------------------------------------------------------------------------------------------------------------------------------------------------------------------------------------------------------------------------------------------------------------------------------------------------------------------------------------------------------------------------------------------------------------------------------------------------------------------------------------------------------------------------------------------------------------------------------------------------------------------------------------------------------------------------------------------------------------------------------------------------------|
| <b>Description</b>         | Configures the L2TP peer resynchronization method that an L2TP failed endpoint uses to resynchronize with its peer non-failed endpoint. This command configures peer resynchronization for a host profile or a domain map tunnel, and overrides a global peer resynchronization method that is specified in Global Configuration mode. The <b>no</b> version restores the default setting, not-configured.                                                                                                                                                                                                                                                                                                                                                                                       |
| <b>Syntax</b>              | <pre>failover-resync { failover-protocol   failover-protocol-fallback-to-silent-failover   silent-failover   disable   not-configured } no failover-resync</pre> <ul style="list-style-type: none"> <li>■ failover-protocol—Specifies the L2TP failover protocol method</li> <li>■ failover-protocol-fallback-to-silent-failover—Specifies the L2TP failover protocol method; however, if the peer does not support this method, the silent failover method is used</li> <li>■ silent-failover—Specifies the silent failover method</li> <li>■ disable—Disables peer resynchronization</li> <li>■ not-configured—Specifies that peer resynchronization is not configured for L2TP host profiles and AAA domain map tunnels. L2TP uses the global failover method; the default setting</li> </ul> |
| <b>Mode</b>                | Domain Map Tunnel Configuration, L2TP Destination Profile Host Configuration                                                                                                                                                                                                                                                                                                                                                                                                                                                                                                                                                                                                                                                                                                                     |
| <b>Release Information</b> | Command introduced in JUNOS Release 7.3.0.                                                                                                                                                                                                                                                                                                                                                                                                                                                                                                                                                                                                                                                                                                                                                       |

## filter

---

|                    |                                                                                                                                                                                                                                                                                                                                                                               |
|--------------------|-------------------------------------------------------------------------------------------------------------------------------------------------------------------------------------------------------------------------------------------------------------------------------------------------------------------------------------------------------------------------------|
| <b>Description</b> | Defines a policy rule that drops all packets conforming to the current classifier control list and can be used while the policy list is referenced by interfaces. The <b>no</b> version removes the filter rule from the policy list; the <b>suspend</b> version temporarily suspends the policy rule; the <b>no suspend</b> version resumes application of a suspended rule. |
|--------------------|-------------------------------------------------------------------------------------------------------------------------------------------------------------------------------------------------------------------------------------------------------------------------------------------------------------------------------------------------------------------------------|



**NOTE:** This command replaces the Policy List Configuration version of the **filter** command, which may be removed completely in a future release.

---

|                            |                                                                            |
|----------------------------|----------------------------------------------------------------------------|
| <b>Syntax</b>              | [ no ] [ suspend ] filter                                                  |
| <b>Mode</b>                | Classifier Group Configuration                                             |
| <b>Release Information</b> | Command introduced before JUNOS Release 7.1.0.                             |
| <b>Related Topics</b>      | <ul style="list-style-type: none"> <li>■ Policy Rule Precedence</li> </ul> |



## flash-disk compare

---

**Description** Performs a checksum validation that compares the contents of the NVS file system on the primary SRP module with the contents of the NVS file system on the redundant SRP module, and detects any differences. The command validates only those files that are synchronized between the primary and redundant SRP modules; it does not validate log files, core dump files, and other files that are excluded from the system synchronization process. There is no **no** version.

**Syntax** flash-disk compare { all | configuration }

- all—Compares all files in NVS; this option can take several minutes to complete
- configuration—Compares only configuration files; this option takes less time to complete because it compares only a subset of the files in the NVS file system

**Mode** Privileged Exec

**Release Information** Command introduced before JUNOS Release 7.1.0.

## flash-disk duplicate

---

**Description** Copies the contents of NVS on the primary SRP module to another NVS card. There is no **no** version.

**Syntax** flash-disk duplicate

**Mode** Boot

**Release Information** Command introduced before JUNOS Release 7.1.0.

## flash-disk initialize

---

**Description** Performs a low-level format of unmounted flash cards. There is no **no** version.

**Syntax** flash-disk initialize [ no-format ] [ disk0 | disk1 ]

- no-format—Erases all files but does not format the flash card
- disk0—Specifies flash card in slot 0 of the SRP module; default value is disk0; available only in Boot mode, because disk0 cannot be in an unmounted state in a router outside of Boot mode
- disk1—Specifies flash card in slot 1 of the SRP module; supported only on the E120 router and the E320 router

**Mode** Boot, Privileged Exec

**Release Information** Command introduced before JUNOS Release 7.1.0.  
**disk0** and **disk1** keywords added in JUNOS Release 7.2.0.  
Privileged Exec mode added in JUNOS Release 8.0.0.

## flash-disk scan

---

**Description** Scans the flash card on the primary SRP module to detect corrupt sectors, deletes files and directories that contain corrupt sectors, and fixes nonfatal errors. There is no **no** version.

**Syntax** flash-disk scan [ repair ] [ disk0 | disk1 ]

- repair—Repairs nonfatal errors detected on flash disk
- disk0—Specifies flash card in slot 0 of the SRP module; default value is disk0; available only in Boot mode, because disk0 cannot be in an unmounted state in a router outside of Boot mode
- disk1—Specifies flash card in slot 1 of the SRP module; supported only on the E120 router and the E320 router

**Mode** Boot, Privileged Exec

**Release Information** Command introduced before JUNOS Release 7.1.0.  
**disk0** and **disk1** keywords added in JUNOS Release 7.2.0.  
Privileged Exec mode added in JUNOS Release 8.0.0.

## forward

---

**Description** Defines a rule to forward all packets that match the specified classifier control list. If you do not specify a classifier control list using the **classifier-group** keyword, the router will select all packets from the interface in the direction of the attached policy list. The **no** version removes the rule from the policy list; the **suspend** version temporarily suspends the forward rule; the **no suspend** version resumes application of a suspended rule.

See the **forward interface** and **forward next-hop** commands for descriptions of the Classifier Group Configuration mode versions of this command.

**Syntax** [ no ] [ suspend ] forward  
[ interface *interfaceType* *interfaceSpecifier* [ next-hop *nextHop* [ ignore-default-route ] ]  
[ order *orderValue* ] ] [ next-hop *nextHop* [ virtual-router *vrName* ]  
[ ignore-default-route ] [ order *orderValue* ] ] |  
[ order *orderValue* ] | classifier-group *claclName* ] [ precedence *precValue* ]

- *interfaceType*—Interface type; see *Interface Types and Specifiers* in *About This Guide* (IP policy lists only)
- *interfaceSpecifier*—Particular interface; format varies according to interface type; see *Interface Types and Specifiers* in *About This Guide* (IP policy lists only)
- *nextHop*—Next-hop IP address (IP policy lists only)
- ignore-default-route—Ignores the default route as a consideration for the next hop (IP policy lists only)
- *vrName*—Name of the virtual router (IP policy lists only)
- *orderValue*—Order of this forward rule within the single classifier; in the range 1–32767; default value is 100 (IP policy lists only)
- *claclName*—Classifier control list used to classify packets for this policy
- *precValue*—Precedence of this rule in relation to other rules within this set: in the range 0–32768; default value is 100

**Mode** Policy List Configuration

**Release Information** Command introduced before JUNOS Release 7.1.0.

### Related Topics

- Assigning Values to the ATM CLP Bit

## forward interface

---

**Description** Defines a rule to forward all packets that match the current classifier control list. The **no** version removes the rule from the policy list; the **suspend** version temporarily suspends the forward rule; the **no suspend** version resumes application of a suspended rule.



**NOTE:** The **forward interface** command replaces the **next-interface** command, which may be removed completely in a future release.

---

**Syntax** [ no ] [ suspend ] forward [ interface *interfaceType* *interfaceSpecifier* [ next-hop *nextHop* [ ignore-default-route ] ] [ order *orderValue* ] ]

- *interfaceType*—Interface type; see *Interface Types and Specifiers* in *About This Guide*
- *interfaceSpecifier*—Particular interface; format varies according to interface type; see *Interface Types and Specifiers* in *About This Guide*
- *nextHop*—Next-hop IP address
- ignore-default-route—Ignores the default route as a consideration for the next hop
- *orderValue*—Order of this forward rule within the single classifier; in the range 1–32767; default value is 100

**Mode** Classifier Group Configuration

**Release Information** Command introduced before JUNOS Release 7.1.0.

### Related Topics

- Assigning Values to the ATM CLP Bit

## forward next-hop

---

**Description** Defines a rule to forward all packets that match the current classifier control list. The **no** version removes the rule from the policy list; the **suspend** version temporarily suspends the forward rule; the **no suspend** version resumes application of a suspended rule.



**NOTE:** The **forward next-hop** command replaces the **next-hop** command, which may be removed completely in a future release.

**Syntax** [ no ] [ suspend ] forward next-hop *nextHop* [ virtual-router *vrName* ]  
[ ignore-default-route ] [ order *orderValue* ]

- *nextHop*—Next-hop IP address
- *vrName*—Name of the virtual router
- ignore-default-route—Ignores the default route as a consideration for the next hop
- *orderValue*—Order of this forward rule within the single classifier; in the range 1–32767; default value is 100

**Mode** Classifier Group Configuration

**Release Information** Command introduced before JUNOS Release 7.1.0.

**Related Topics**

- Assigning Values to the ATM CLP Bit

## forwarding-rate-threshold

---

**Description** Configures the threshold above which forwarded-rate-exceeded events are logged. The **no** version removes the threshold.

**Syntax** forwarding-rate-threshold *forwardingRateThreshold*  
no forwarding-rate-threshold

- *forwardingRateThreshold*—Bits per second in the range 0–1073741824

**Mode** Statistics Profile Configuration

**Release Information** Command introduced before JUNOS Release 7.1.0.

**Related Topics**

- Configuring Event Statistics

## forwarding-table route-holddown

---

**Description** Sets the number of seconds allowed after a routing table change for the accumulation of additional updates and subsequent distribution of the set of routing table changes to the line modules. The **no** version sets the hold-down time to the default value (3 seconds).

**Syntax** forwarding-table route-holddown *timerValue*  
no forwarding-table route-holddown

- *timerValue*—Number of seconds allowed for the accumulation and subsequent distribution of routing table updates to the line modules; a range of 0-30 seconds, where 0 specifies an update following each routing table change

**Mode** Global Configuration

**Release Information** Command introduced before JUNOS Release 7.1.0.

## frame-relay class

---

**Description** Associates a map class with a subinterface. The **no** version removes the association between the map class and the subinterface.

**Syntax** [ no ] frame-relay class *mapName*

- *mapName*—Name of the map class; use up to 64 characters

**Mode** Subinterface Configuration

**Release Information** Command introduced before JUNOS Release 7.1.0.

## frame-relay classifier-list

---

**Description** Creates or modifies a Frame Relay classifier control list. The **no** version removes the classifier control list.

**Syntax** frame-relay classifier-list *classifierName* [ traffic-class *trafficClassName* ]  
[ color { green | yellow | red } ] [ user-packet-class *userPacketClassValue* ]  
[ de-bit *deValue* ]  
  
no frame-relay classifier-list *classifierName* [ *classifierNumber* ]

- *classifierName*—Name of the classifier control list entry
- *trafficClassName*—Name of the traffic class to match
- green—Matches packet color to green, indicating a low drop preference
- yellow—Matches packet color to yellow, indicating a medium drop preference
- red—Matches packet color to red, indicating a high drop preference
- *userPacketClassValue*—User packet value to match in the range 0–15
- *deValue*—Value of the DE bit to match; 0 or 1

**Mode** Global Configuration

**Release Information** Command introduced before JUNOS Release 7.1.0.

### Related Topics

- Creating or Modifying Classifier Control Lists for Frame-Relay Policy Lists

## frame-relay description

---

**Description** Assigns a text description or an alias to a Frame Relay interface or subinterface. Use the **show frame-relay interface** or **show frame-relay subinterface** command to display the text description. The **no** version removes the description or alias.

**Syntax** frame-relay description *name*  
  
no frame-relay description

- *name*—Text string or alias of up to 80 characters for the Frame Relay interface or subinterface

**Mode** Interface Configuration, Subinterface Configuration

**Release Information** Command introduced before JUNOS Release 7.1.0.

## frame-relay dos-protection-group

---

**Description** Attaches a Frame Relay denial of service (DoS) protection group to an interface. The **no** version removes the attachment of the DoS protection group from the interface.

**Syntax** frame-relay dos-protection-group *groupName*  
no frame-relay dos-protection-group

- *groupName*—Name of the DoS protection group; string of up to 31 alphanumeric characters

**Mode** Interface Configuration

**Release Information** Command introduced in JUNOS Release 8.1.0.

## frame-relay fragment

---

**Description** Configures fragmentation and reassembly for the map class created with the **map-class frame-relay** command. The **no** version stops fragmentation and/or reassembly on the subinterface.

**Syntax** frame-relay fragment [ [ *fragmentSize* ] [ fragmentation-only ] | reassembly-only ]  
no frame-relay fragment

- *fragmentSize*—Maximum payload size of a fragment in bytes; a number in the range 16–8188; default value is 52
- fragmentation-only—Specifies fragmentation only
- reassembly-only—Specifies reassembly only

**Mode** Map Class Configuration

**Release Information** Command introduced before JUNOS Release 7.1.0.



## frame-relay interface-dlci ietf

---

**Description** Assigns a data-link connection identifier to a specified Frame Relay subinterface on the router or access server. The DLCI number identifies a virtual circuit. The **no** version removes this assignment.

**Syntax** frame-relay interface-dlci *dlci* ietf  
no frame-relay interface-dlci *dlci*

- *dlci*—DLCI number to be used on the specified subinterface to identify a virtual circuit in the range 16–1007

**Mode** Subinterface Configuration

**Release Information** Command introduced before JUNOS Release 7.1.0.

**Related Topics**  
Configuring Frame Relay Layer 2 Services

## frame-relay intf-type

---

**Description** Configures a Frame Relay interface type. The **no** version restores the default value, DTE.

**Syntax** frame-relay intf-type *type*  
no frame-relay intf-type

- *type*—One of the following interface types:
  - dce—Router is connected to user DTE equipment
  - dte—Router is connected to a Frame Relay network; the default
  - nni—Router connects two Frame Relay networks

**Mode** Interface Configuration

**Release Information** Command introduced before JUNOS Release 7.1.0.

**Related Topics**  
Configuring Frame Relay Layer 2 Services

## frame-relay keepalive

---

**Description** Enables the LMI mechanism for serial lines using Frame Relay encapsulation. The **no** version disables this capability. The keepalive command is similar to the **frame-relay lmi-t391dte** command.

**Syntax** frame-relay keepalive [ *seconds* ]  
no frame-relay keepalive

- *seconds*—Number in the range 5–30; default value is 10 seconds; defines the keepalive interval; the interval must be set, and the value on the DTE should be less than the value set on the DCE

**Mode** Interface Configuration

**Release Information** Command introduced before JUNOS Release 7.1.0.

## frame-relay lmi-n391dte

---

**Description** Sets the full-status polling counter (N391) on a DTE interface. The **no** version restores the default value, assuming an LMI has been configured.

**Syntax** frame-relay lmi-n391dte *keepExchanges*  
no frame-relay lmi-n391dte

- *keepExchanges*—Number in the range 1– 255; default value is 6; number of keep exchanges to be done before requesting a full-status message. If you specify a value of 1, you receive full-status messages only.

**Mode** Interface Configuration

**Release Information** Command introduced before JUNOS Release 7.1.0.

## frame-relay lmi-n392dce

---

**Description** Sets the error threshold counter (N392) on a DCE interface. The **no** version removes current setting and sets the default.

**Syntax** frame-relay lmi-n392dce *threshold*  
no frame-relay lmi-n392dce

- *threshold*—Positive number in the range 1– 10; number of errors that will place the interface in an operationally down state; default value is 2 errors

**Mode** Interface Configuration

**Release Information** Command introduced before JUNOS Release 7.1.0.

## frame-relay lmi-n392dte

---

**Description** Sets the error threshold counter (N392) on a DTE interface. The **no** version removes current setting and sets the default.

**Syntax** frame-relay lmi-n392dte *threshold*  
no frame-relay lmi-n392dte

- *threshold*—Positive number in the range 1–10; number of errors that will place the interface in an operationally down state; default value is 3 errors

**Mode** Interface Configuration

**Release Information** Command introduced before JUNOS Release 7.1.0.

## frame-relay lmi-n393dce

---

**Description** Sets the monitored events count (N393) on a DCE interface. The **no** version removes current setting and sets the default.

**Syntax** frame-relay lmi-n393dce *events*  
no frame-relay lmi-n393dce

- *events*—Number in the range 1–10 events; specifies the diagnostic window used to verify link integrity; default value is 2 events (The detection of N393 errors within the window of N393 samples places the interface in an operationally down state.)

**Mode** Interface Configuration

**Release Information** Command introduced before JUNOS Release 7.1.0.

## frame-relay lmi-n393dte

---

**Description** Sets the monitored event count (N393) on a DTE interface. The **no** version removes current setting and sets the default.

**Syntax** frame-relay lmi-n393dte *events*  
no frame-relay lmi-n393dte

- *events*—Number in the range 1–10 events; default value is 4 events; specifies the diagnostic window used to verify link integrity (the detection of N392 errors within the window of N393 samples places the interface in an operationally down state)

**Mode** Interface Configuration

**Release Information** Command introduced before JUNOS Release 7.1.0.

## frame-relay lmi-t391dte

---

- Description** Sets the link integrity verification polling timer (T391) on a DTE interface. The **no** version removes the current setting and sets the default.
- Syntax** frame-relay lmi-t391dte *seconds*  
no frame-relay lmi-t391dte
- *seconds*—Number in the range 5–30 seconds; specifies the interval in seconds between status inquiries issued by the DTE; default value is 10 seconds
- Mode** Interface Configuration
- Release Information** Command introduced before JUNOS Release 7.1.0.

## frame-relay lmi-t392dce

---

- Description** Sets the polling verification timer (T392) on a DCE interface. The **no** version removes current setting and sets the default.
- Syntax** frame-relay lmi-t392dce *seconds*  
no frame-relay lmi-t392dce
- *seconds*—Number in the range 5–30 seconds; specifies the expected interval in seconds between status inquiries issued by the DTE equipment; default value is 15 seconds
- Mode** Interface Configuration
- Release Information** Command introduced before JUNOS Release 7.1.0.

## frame-relay lmi-type

---

**Description** Selects the LMI type. The **no** version restores the default value.

**Syntax** frame-relay lmi-type *type*  
no frame-relay lmi-type

- *type*—One of the following types:
  - ansi—ANSI T1.617 Annex D
  - cisco—Original Group of Four specification developed by DEC, Northern Telecom, Stratacom, and Cisco
  - q933a—ITU-T Q.933 Annex A
  - none—No management interface is used

**Mode** Interface Configuration

**Release Information** Command introduced before JUNOS Release 7.1.0.

### Related Topics

Configuring Frame Relay Layer 2 Services

## frame-relay policy

---

**Description** Assigns a policy list to the ingress or egress of a Frame Relay interface. If you enter this command when the policy list does not exist, the router will create a policy list with a filter rule as the default. You must specify the **input** or **output** keyword to assign the policy list to the ingress or egress of the interface. The **no** version removes the association between a policy list and an interface.

**Syntax** frame-relay policy { input | output } *policyName*  
[ statistics { enabled [ baseline { enabled | disabled } ] [ preserve | merge ] | disabled [ merge ] } | merge ]

no frame-relay policy { input | output } [ *policyName* ]

- input—Applies policy to data arriving at this interface
- output—Applies policy to data leaving this interface
- *policyName*—Name of the policy; a maximum of 40 characters
- statistics—Enables or disable collection of policy routing statistics
  - enabled—Enables collection of policy routing statistics
  - baseline enabled—Enables baselining of policy routing statistics
  - baseline disabled—Disables baselining of policy routing statistics
  - preserve—Preserves existing statistics for any classifier-list that is the same for both the new and old policy attachments when you attach a new policy to an interface

- disabled—Disables collection of policy routing statistics
- merge—Enables merging of multiple policies to form a single policy

**Mode** Interface Configuration

**Release Information** Command introduced before JUNOS Release 7.1.0.  
**merge** keyword added in JUNOS Release 7.2.0.

**Related Topics**

- Setting a Statistics Baseline

## frame-relay policy-list

---

**Description** Creates or modifies a Frame Relay policy list and accesses Policy List Configuration mode. If you execute a **frame-relay policy-list** command and type **exit**, the router creates a policy list with a filter rule as the default. Attaching this policy list to an interface filters all packets on that interface. The **no** version removes a policy list.

**Syntax** [ no ] frame-relay policy-list *policyName*

- *policyName*—Name of the policy list

**Mode** Global Configuration

**Release Information** Command introduced before JUNOS Release 7.1.0.

**Related Topics**

- Creating Policy Lists for Frame Relay

## framing

---

**Description** Specifies the framing mode used by E3 or T3 interfaces. Available modes vary by the type of interface. The **no** version restores the default for that interface.

**Syntax** framing *framingType*  
no framing

- *framingType*—One of the following framing types:
  - E3 Frame
    - g751—Default; G.751 compliant frame
    - g832—G.832 compliant frame
  - T3
    - c-bit—Default; specifies c-bit parity framing
    - m23—Specifies M23 multiplexer framing

**Mode** Controller Configuration

**Release Information** Command introduced before JUNOS Release 7.1.0.

## frequency

---

**Description** In RTR Configuration mode, sets the time interval between RTR operations. In SNMP Event Manager Configuration mode, sets the frequency (in seconds) at which you want MIB sampling to occur. The **no** version restores the default value.

**Syntax** frequency *frequencyValue*  
no frequency

- *frequencyValue*—Number of seconds between RTR operations or MIB sampling operations, depending on the configuration mode; with RTR operations, for both types (echo and pathEcho), the default value is 60 seconds; with MIB sampling, the default value is 600 seconds.

**Mode** RTR Configuration, SNMP Event Manager Configuration

**Release Information** Command introduced before JUNOS Release 7.1.0.

## ftp-server enable

---

**Description** Enables the FTP server and monitors the FTP port for attempts to connect to the FTP server. The **no** version terminates the current FTP sessions and disables the FTP server.

**Syntax** [ no ] ftp-server enable

**Mode** Global Configuration

**Release Information** Command introduced before JUNOS Release 7.1.0.

## full-spf-always

---

**Description** Enables full SPF calculations for ISIS network changes. The **no** version restores partial route calculation (PRC) mode for SPF calculations.

**Syntax** [ no ] full-spf-always

**Mode** Router Configuration

**Release Information** Command introduced before JUNOS Release 7.1.0.

## global export map

---

**Description** Associates a route map with a VRF to modify and filter routes exported by the VRF to the global BGP non-VPN RIB in the parent VR. Both IPv4 and IPv6 routes are exported unless you issue the appropriate keyword to restrict exportation. The **no** version disables the exporting of routes to the global BGP non-VPN RIB.

**Syntax** `global export map [ ipv4 | ipv6 ] routeMap`  
`no global export map [ ipv4 | ipv6 ]`

- `ipv4`—Specifies that only IPv4 routes are exported to the global BGP non-VPN RIB
- `ipv6`—Specifies that only IPv6 routes are exported to the global BGP non-VPN RIB
- `routeMap`—Name of a route map; string of up to 32 alphanumeric characters

**Mode** VRF Configuration

**Release Information** Command introduced before JUNOS Release 7.1.0.

## global import map

---

**Description** Associates a route map with a VRF to modify and filter routes imported by the VRF from the global BGP non-VPN RIB in the parent VR. Both IPv4 and IPv6 routes are imported unless you issue the appropriate keyword to restrict importation. The **no** version disables the importing of routes from the global BGP non-VPN RIB to the VRF RIB.

**Syntax** `global import map [ ipv4 | ipv6 ] routeMap max-routes maxNumber`  
`no global import map [ ipv4 | ipv6 ]`

- `ipv4`—Specifies that only IPv4 routes are imported from the global BGP non-VPN RIB
- `ipv6`—Specifies that only IPv6 routes are imported from the global BGP non-VPN RIB
- `routeMap`—Name of a route map; string of up to 32 alphanumeric characters
- `maxNumber`—Maximum number of routes that can be imported; integer in the range 1–4294967295

**Mode** VRF Configuration

**Release Information** Command introduced in JUNOS Release 7.1.0.



## graceful-restart

---

**Description** Configures hitless restart capability for OSPFv2. If high availability is active, the OSPF instance can perform a hitless restart when switching or failing over to the secondary SRP module. The **no** version disables OSPF graceful restart capability on the router.

**Syntax** [ no ] graceful-restart

**Mode** Router Configuration

**Release Information** Command introduced before JUNOS Release 7.1.0.

## graceful-restart helper

---

**Description** Configures the router to function as an OSPFv2 or OSPFv3 graceful restart helper router. The **no** version disables OSPF graceful restart helper mode capability on the router.

**Syntax** [ no ] graceful-restart helper

**Mode** Router Configuration

**Release Information** Command introduced before JUNOS Release 7.1.0.

## graceful-restart helper-abort-topology-change

---

**Description** Configures the OSPFv2 or OSPFv3 helper router to cease help to a restarting router under the specified conditions. However, the router continues to act as helper for subsequent graceful restart requests. The **no** version turns off the graceful restart helper capability.

**Syntax** graceful-restart helper-abort-topology-change { any | non-externals }  
no graceful-restart helper-abort-topology-change

- any—Abandons the helper role when any LSA changes during the restart
- non-externals—Abandons the helper role only when any nonexternal LSA changes during the restart

**Mode** Router Configuration

**Release Information** Command introduced before JUNOS Release 7.1.0.

## graceful-restart notify-time

---

**Description** Specifies the estimated time for the OSPFv2 router to send purged grace LSAs over all interfaces. The **no** version returns the notify duration timer to its default value, 15 seconds.

**Syntax** [ no ] graceful-restart notify-time *notifyTime*

- *notifyTime*—Number of seconds during which the router can send purged grace LSAs over all interfaces; in the range 1–1800

**Mode** Router Configuration

**Release Information** Command introduced before JUNOS Release 7.1.0.

## graceful-restart restart-time

---

**Description** Specifies the estimated time for the restarting OSPFv2 router to reacquire OSPF neighbors that were fully functional prior to the restart. When this timer expires, the restarting router exits the restart procedure, originates any LSAs that were suppressed during the restart, removes any self-originated LSAs that it received from helping neighbors, runs SPF, and updates any routes in the routing table. The **no** version returns the restart duration timer to its default value, 180 seconds.

**Syntax** [ no ] graceful-restart restart-time *restartTime*

- *restartTime*—Number of seconds during which the restarting router can reacquire OSPF neighbors that were fully functional prior to the restart; in the range 1–1800

**Mode** Router Configuration

**Release Information** Command introduced before JUNOS Release 7.1.0.

## grace-period

---

**Description** Configures the grace period for address leases allocated from the current DHCP local address pool. When the address lease expires, the address enters the grace period, when the address continues to be unavailable to other clients and can only be reassigned to the original client. This command applies only to expired releases—to optionally apply the grace period to addresses that are *explicitly released* by a client, you must enable the **use-release-grace-period** command. The **no** version restores the default, in which no grace period is associated with the local address pool.

**Syntax** `grace-period days [ hours [ minutes [ seconds ] ] ]`  
`no grace-period`

- *days*—Number of days in the grace period; in the range 0–32767
- *hours*—Number of hours in the grace period; in the range 0–23
- *minutes*—Number of minutes in the grace period; in the range 0–59
- *seconds*—Number of seconds in the grace period; in the range 0–59

**Mode** DHCP Local Pool Configuration

**Release Information** Command introduced in JUNOS Release 8.0.0.

## gre destination profile

---

**Description** Configures a destination profile for dynamic GRE tunnels and enters IP Tunnel Destination Profile Configuration mode. The **no** version deletes the destination profile.

**Syntax** `gre destination profile profileName { [ any-virtual-router ] | [ virtual-router virtualRouterName ] }`  
`no gre destination profile profileName`

- *profileName*—Name of the destination profile
- *any-virtual-router*—Specifies a default destination profile for all virtual routers; only one default destination profile can be defined in the system
- *virtualRouterName*—Name of the transport virtual router

**Mode** Global Configuration

**Release Information** Command introduced in JUNOS Release 8.2.0.

## green-mark

---

**Description** Applies ToS mark value to green packets, which can be from policy actions, earlier policies, or rate-limit hierarchies. The **no** version deletes the ToS mark value.

**Syntax** [ no ] green-mark *colorMarkValue*

- *colorMarkValue*—Value of the ToS mark to be applied: in the range 0–255

**Mode** Color Mark Profile Configuration

**Release Information** Command introduced in JUNOS Release 7.2.0.

**Related Topics**

- Hierarchical Rate Limits Overview
- Policy Rule Precedence

## gre-tunnel classifier-list

---

**Description** Creates or modifies a GRE tunnel classifier control list. The **no** version deletes the classifier control list.

**Syntax** gre-tunnel classifier-list *classifierName*  
 [ traffic-class *className* ] [ color { green | yellow | red } ]  
 [ user-packet-class *userPacketClassValue* ]  
 [ precedence *precNum* | dsfield *dsfieldNum* | tos *tosNum* ]  
 no gre-tunnel classifier-list *classifierName* [ *classifierNumber* ]

- *classifierName*—Name of a classifier list entry
- *className*—Name of a traffic class; the router supports up to eight traffic classes
- green—Matches packet color to green, indicating a low drop preference
- yellow—Matches packet color to yellow, indicating a medium drop preference
- red—Matches packet color to red, indicating a high drop preference
- *userPacketClassValue*—Value of the user packet class in the range 0–15
- *precNum*—Upper three bits of the ToS byte; in the range 0–7
- *dsfieldNum*—Upper six bits of the ToS byte; in the range 0–63
- *tosNum*—Whole eight bits of the ToS byte; in the range 0–255
- *classifierNumber*—Index of the classifier control list entry to be deleted; an integer in the range 1–10000

**Mode** Global Configuration

**Release Information** Command introduced before JUNOS Release 7.1.0.

**Related Topics**

- Creating or Modifying Classifier Control Lists for GRE Tunnel Policy Lists

## gre-tunnel policy

---

**Description** Assigns a GRE tunnel policy list to an interface. If you enter the **gre-tunnel policy** command and the policy list does not exist, the router creates a policy list with no rules, the default. Attaching this policy list to an interface filters all packets on that interface. You must specify the **input** or **output** keyword to assign the policy list to the ingress or egress of the interface. The **no** version removes the association between a policy list and an interface.

**Syntax** `gre-tunnel policy { input | output } policyName`  
`[ statistics { enabled | disabled | preserve } | merge ]`  
`no gre-tunnel policy { input | output } [ policyName ]`

- **input**—Applies policy to data arriving at this interface
- **output**—Applies policy to data leaving this interface
- ***policyName***—Name of the policy; a maximum of 40 characters
- **statistics**—Enables or disables collection of policy routing statistics
  - **enabled**—Enables collection of policy routing statistics
  - **disabled**—Disables collection of policy routing statistics
  - **preserve**—Preserves existing statistics for any classifier-list that is the same for both the new and old policy attachments when you attach a new policy to an interface
- **merge**—Enables merging of multiple policies to form a single policy

**Mode** Interface Configuration

**Release Information** Command introduced before JUNOS Release 7.1.0.  
**merge** keyword added in JUNOS Release 7.2.0.

**Related Topics**

- Setting a Statistics Baseline

## gre-tunnel policy-list

---

**Description** Creates the specified policy list and accesses Policy List Configuration mode. If you enter the **gre-tunnel policy-list** command and the policy list does not exist, the router creates a policy list with no rules, the default. Attaching this policy list to an interface filters all packets on that interface. The **no** version deletes the policy list.

**Syntax** `[ no ] gre-tunnel policy-list policyName`

- ***policyName***—Name of a policy list; string of up to 40 alphanumeric characters

**Mode** Global Configuration

**Release Information** Command introduced before JUNOS Release 7.1.0.

**Related Topics**

- Creating Policy Lists for GRE Tunnels

## group

---

**Description** From QoS Profile Configuration mode, specifies that a group scheduler node be configured for each interface of the given interface type. The **no** version removes this rule from the QoS profile.

From IKE Policy Configuration mode, assigns a Diffie-Hellman group to the IKE policy. The **no** version restores the default, 1024-bit Diffie-Hellman group.

**Syntax** To specify a group scheduler node for QoS:  
 [ no ] *typeOfInterface* group *groupName* scheduler-profile *schedulerProfileName*

- *typeOfInterface*—Interface types for group scheduler nodes to be configured: atm, ethernet, serial, server-port
- *groupName*—Name of the traffic class group
- *schedulerProfileName*—Name of the scheduler profile

To specify a Diffie-Hellman group:

group { 1 | 2 | 5 }

no group

- 1—Specifies the 768-bit group
- 2—Specifies the 1024-bit group
- 5—Specifies the 1536-bit group

**Mode** IKE Policy Configuration, QoS Profile Configuration

**Release Information** Command introduced before JUNOS Release 7.1.0.

### Related Topics

- Configuring a QoS Profile
- Configuring Shadow Nodes
- Configuring QoS for an L2TP Session
- Configuring QoS for Tunnel-Server Ports for L2TP LNS Sessions

## halt

---

**Description** Stops operation on both SRP modules or on the specified SRP module. When the high availability state is active or pending, this command ensures that the router configuration, up to when you issued the **halt** command, is mirrored to the standby SRP module. There is no **no** version.



**CAUTION:** To prevent corruption of NVS, issue this command before you remove or power down an SRP module.

---

**Syntax** The syntax of the command depends on whether you enter it from Boot mode or Privileged Exec mode.

From Boot mode:

**halt**

From Privileged Exec mode:

**halt** [ **force** | **primary-srp** [ **force** ] | **standby-srp** [ **force** ] ]

- **force**—Prompts the user to confirm that the router should stop operation if the SRP modules are in certain states, such as writing configuration data to NVS, that could lead to loss of configuration data or corruption of NVS.



**CAUTION:** When the high availability state is active or pending, issuing the **force** keyword does not guarantee that the configuration has been mirrored; recent configuration changes may be lost if you issue the **force** keyword.

---

- **primary-srp**—Stops operation on primary SRP module only
- **standby-srp**—Stops operation on standby SRP module only

**Mode** Boot, Privileged Exec

**Release Information** Command introduced before JUNOS Release 7.1.0.

## hash

---

**Description** Sets the hash algorithm in an IKE policy. The **no** version restores the default, SHA-1.

**Syntax** **hash** { **sha** | **md5** }  
**no hash**

- **sha**—Specifies SHA-1 (HMAC variant) as the hash algorithm
- **md5**—Specifies MD5 (HMAC variant) as the hash algorithm

**Mode** IKE Policy Configuration

**Release Information** Command introduced before JUNOS Release 7.1.0.

## hdlc dos-protection-group

---

**Description** Attaches an HDLC denial of service (DoS) protection group to an interface. The **no** version removes the attachment of the DoS protection group from the interface.

**Syntax** `hdlc dos-protection-group groupName`  
`no hdlc dos-protection-group`

- *groupName*—Name of the DoS protection group; string of up to 31 alphanumeric characters

**Mode** Interface Configuration

**Release Information** Command introduced in JUNOS Release 8.1.0.

## hdlc down-when-looped

---

**Description** Enables loopback detection on a Cisco HDLC interface. Loopback detection is disabled by default. The **no** version disables loopback detection.

**Syntax** `[ no ] hdlc down-when-looped`

**Mode** Interface Configuration, Subinterface Configuration

**Release Information** Command introduced before JUNOS Release 7.1.0.

## hdlc keepalive

---

**Description** Specifies a keepalive value. The keepalive mechanism tracks the health of the connection. The **no** version turns off the keepalive feature.

**Syntax** `hdlc keepalive [ seconds ]`  
`no hdlc keepalive`

- *seconds*—Keepalive timeout period in the range 0–6553 seconds; default value is 10. A value of zero (0) turns off the keepalive feature.

**Mode** Interface Configuration, Subinterface Configuration

**Release Information** Command introduced before JUNOS Release 7.1.0.

## hdlc shutdown

---

**Description** Stops or restarts a Cisco HDLC session. The **no** version restarts a Cisco HDLC session.

**Syntax** `[ no ] hdlc shutdown`

**Mode** Interface Configuration, Subinterface Configuration

**Release Information** Command introduced before JUNOS Release 7.1.0.



## hello hold-time

---

**Description** Configures the MPLS hold time, the period that a sending LSR maintains a record of link hello messages from the receiving LSR without receipt of another link hello from that LSR. The **no** version restores the default value, 15 seconds.

**Syntax** hello hold-time *seconds*  
no hello hold-time

- *seconds*—Number of seconds, in the range 1–65535

**Mode** LDP Profile Configuration

**Release Information** Command introduced before JUNOS Release 7.1.0.

## hello interval

---

**Description** Specifies the interval between link-hello packets sent by LDP. The **no** version restores the default interval, 5 seconds.

**Syntax** hello interval *seconds*  
no hello interval

- *seconds*—Number of seconds, in the range 1–65535

**Mode** LDP Profile Configuration

**Release Information** Command introduced in JUNOS Release 8.1.0.

## hello-interval

---

**Description** Specifies the interval between hello packets that the router sends on the OSPF remote-neighbor interface. The **no** version restores the default value.

**Syntax** hello-interval *helloInterval*  
no hello-interval

- *helloInterval*—Number in the range 1–65535 seconds; default value is 10 seconds

**Mode** Remote Neighbor Configuration

**Release Information** Command introduced before JUNOS Release 7.1.0.

## help

---

**Description** Displays basic information about the Help system. There is no **no** version.

**Syntax** help

**Mode** All modes

**Release Information** Command introduced before JUNOS Release 7.1.0.

## hops-of-statistics-kept

---

**Description** Sets the number of hops to keep statistics for an entry. The **no** version restores the default value.

**Syntax** hops-of-statistics-kept [ *hopsKeptValue* ]

no hops-of-statistics-kept

- *hopsKeptValue*—Number of hops for which statistics are collected for a particular *pathEcho* type; default value is 16 for a *pathEcho* entry and 1 for an *echo* entry; if you omit this option, all hops found are recorded



**NOTE:** The E-series router supports only the *pathEcho* and *echo* types.

---

**Mode** RTR Configuration

**Release Information** Command introduced before JUNOS Release 7.1.0.

## host

---

**Description** Adds or modifies an entry to the host table. The **no** version removes the specified host.

**Syntax** `host hostname ipAddress [ ftp [ [ userAlgorithmType ] userName  
[ [ passwordAlgorithmType ] password ] ] ] [ tftp ]`

`no host hostname`

- *hostname*—Hostname to add or modify; up to 20 characters
- *ipAddress*—IPv4 or IPv6 address of the host
- *ftp*—Specifies that the host is an FTP server; the default protocol if neither *ftp* nor *tftp* is specified
- *userAlgorithmType*—Type of username
  - 0—Indicates that the *userName* is unencrypted; the default
  - 8—Indicates that the *userName* is an encrypted password
- *userName*—Username used to access an FTP server (but not an NFS server); defaults to **anonymous**
- *passwordAlgorithmType*—Type of password
  - 0—Indicates that the *password* is unencrypted; the default
  - 8—Indicates that the *password* is an encrypted password
- *password*—Password used to access an FTP server (but not an NFS server); defaults to **null**
- *tftp*—Specifies that the host is a TFTP server

**Mode** Global Configuration

**Release Information** Command introduced before JUNOS Release 7.1.0.

## hostname

---

**Description** Sets the name for the router; this hostname subsequently appears in the router CLI prompt. The **no** version removes the hostname from the router.



**NOTE:** In Domain Map Tunnel Configuration mode, this command has been replaced by the **clear suspicious-control-flow-detection** command and may be removed completely from Domain Map Tunnel Configuration mode in a future release.

**Syntax** `hostname hostname`  
`no hostname`

- *hostname*—String of up to 63 characters (no spaces)

**Mode** Global Configuration

**Release Information** Command introduced before JUNOS Release 7.1.0.

## hotfix activate

---

**Description** Activates the specified hotfix present on the local flash card. The **no** version deactivates the specified hotfix or all currently active hotfixes. Deactivating a hotfix restores the router to the state that existed before the hotfix was activated.

**Syntax** `hotfix activate hfixFilename`  
`no hotfix activate { hfixFilename | all }`

- *hfixFileName*—Name of a hotfix software file (.hfx) on the local file system
- `all`—Specifies that all currently active hotfixes are deactivated

**Mode** Privileged Exec

**Release Information** Command introduced in JUNOS Release 7.2.0.

## id

---

|                            |                                                                                                                                                           |
|----------------------------|-----------------------------------------------------------------------------------------------------------------------------------------------------------|
| <b>Description</b>         | Specifies the ANCP neighbor ID in the L2C Neighbor (config-l2c-neighbor) Configuration mode. The <b>no</b> version removes the neighbor ID.               |
| <b>Syntax</b>              | [ no ] id <i>neighborId</i> <ul style="list-style-type: none"><li>■ <i>neighborId</i>—ANCP neighbor ID (MAC address) in the form XXXX.XXXX.XXXX</li></ul> |
| <b>Mode</b>                | L2C Neighbor Configuration                                                                                                                                |
| <b>Release Information</b> | Command introduced before JUNOS Release 7.1.0.                                                                                                            |

## identification

---

|                            |                                                                                                                                                                                   |
|----------------------------|-----------------------------------------------------------------------------------------------------------------------------------------------------------------------------------|
| <b>Description</b>         | From Domain Map Tunnel Configuration or Tunnel Group Tunnel mode, specifies the assignment ID of an L2TP tunnel. The <b>no</b> version removes the assignment ID from the tunnel. |
| <b>Syntax</b>              | identification <i>serverId</i><br>no identification <ul style="list-style-type: none"><li>■ <i>serverId</i>—L2TP tunnel assignment ID up to 32 characters</li></ul>               |
| <b>Mode</b>                | Domain Map Tunnel Configuration, Tunnel Group Tunnel                                                                                                                              |
| <b>Release Information</b> | Command introduced before JUNOS Release 7.1.0.                                                                                                                                    |

## idle-character

---

|                            |                                                                                                                                                                                                                  |
|----------------------------|------------------------------------------------------------------------------------------------------------------------------------------------------------------------------------------------------------------|
| <b>Description</b>         | Configures the HDLC idle character that is transmitted between HDLC packets. The <b>no</b> version restores the default value.                                                                                   |
| <b>Syntax</b>              | idle-character { flags   marks }<br>no idle-character <ul style="list-style-type: none"><li>■ flags—Sets the idle character to 0x7E; the default value</li><li>■ marks—Sets the idle character to 0xFF</li></ul> |
| <b>Mode</b>                | Interface Configuration                                                                                                                                                                                          |
| <b>Release Information</b> | Command introduced before JUNOS Release 7.1.0.                                                                                                                                                                   |

## igmp disable

---

|                            |                                                                                              |
|----------------------------|----------------------------------------------------------------------------------------------|
| <b>Description</b>         | Disables IGMP on a virtual router. The <b>no</b> version reenables IGMP on a virtual router. |
| <b>Syntax</b>              | [ no ] igmp disable                                                                          |
| <b>Mode</b>                | Router Configuration                                                                         |
| <b>Release Information</b> | Command introduced before JUNOS Release 7.1.0.                                               |

## igmp promiscuous

---

|                            |                                                                                                                                                                                                                          |
|----------------------------|--------------------------------------------------------------------------------------------------------------------------------------------------------------------------------------------------------------------------|
| <b>Description</b>         | Allows all IGMP interfaces on the router to accept IGMP reports from hosts on any subnet. The <b>no</b> version allows IGMP interfaces on the router to accept IGMP reports only from hosts on their associated subnets. |
| <b>Syntax</b>              | [ no ] igmp promiscuous                                                                                                                                                                                                  |
| <b>Mode</b>                | Router Configuration                                                                                                                                                                                                     |
| <b>Release Information</b> | Command introduced before JUNOS Release 7.1.0.                                                                                                                                                                           |

## ignore-lsp-errors

---

|                            |                                                                                                                                                                                                |
|----------------------------|------------------------------------------------------------------------------------------------------------------------------------------------------------------------------------------------|
| <b>Description</b>         | Allows the router to ignore IS-IS link-state packets that are received with internal checksum errors rather than purging the link-state packets. The <b>no</b> version disables this function. |
| <b>Syntax</b>              | [ no ] ignore-lsp-errors                                                                                                                                                                       |
| <b>Mode</b>                | Router Configuration                                                                                                                                                                           |
| <b>Release Information</b> | Command introduced before JUNOS Release 7.1.0.                                                                                                                                                 |

## ike crl

---

**Description** Controls how the router handles certificate revocation lists (CRLs) during negotiation of IKE phase 1 signature authentication. The **no** version returns the CRL setting to the default, optional.



**NOTE:** This command has been replaced by the **ipsec crl** command and may be removed completely in a future release.

**Syntax** ike crl { ignored | optional | required }  
no ike crl

- ignored—Allows negotiations to succeed even if a CRL is invalid or the peer's certificate appears in the CRL; this is the most lenient setting
- optional—If the router finds a valid CRL, it uses it; this is the default
- required—Requires a valid CRL; either the certificates belonging to the E-series router or the peer must not appear in the CRL; this is the strictest setting

**Mode** Global Configuration

**Release Information** Command introduced before JUNOS Release 7.1.0.

## ike local-identity

---

**Description** Sets the local IKE identity used for IKE security association (SA) negotiations. The **no** version removes the local IKE identity.

**Syntax** ike local-identity { ip address *ipAddress* | username *userName* | domain-name *domainName* }  
no ike local-identity

- *ipAddress*—IP address in 32-bit dotted decimal format (for example, 192.56.32.2)
- *userName*—Username used as the IKE local identity for IKE SA negotiations
- *domainName*—Domain name used as the IKE local identity for IKE SA negotiations (string of 1–32 characters)

**Mode** IPSec Tunnel Profile Configuration

**Release Information** Command introduced in JUNOS Release 7.3.0.

## ike peer-identity distinguished-name

---

**Description** Enables this profile to accept logins from users that present an ASN.1-encoded distinguished name as an IKE identity type and the user-provided IKE identity matches each distinguished name field in this profile. The **no** version removes the peer IKE identity.

**Syntax** ike peer-identity distinguished-name *dnString*  
 no ike peer-identity ip address distinguished-name

- *dnString*—String of 1–32 characters used as the distinguished name

**Mode** IPSec Tunnel Profile Configuration

**Release Information** Command introduced in JUNOS Release 7.3.0.

## ike peer-identity domain-name

---

**Description** Enables this profile to accept logins from users that present a userFQDN or FQDN as an IKE identity type and the domain name portion of the IKE identity matches the domain name setting for this profile. The **no** version removes the peer IKE identity.

**Syntax** ike peer-identity domain-name *domainName*  
 no ike peer-identity ip address domain-name

- *domainName*—String of 1–32 characters used as the domain name

**Mode** IPSec Tunnel Profile Configuration

**Release Information** Command introduced in JUNOS Release 7.3.0.

## ike peer-identity ip address

---

**Description** Enables this profile to accept logins from users that present an IP address as an IKE identity type and the IP address resides within the specified network. The **no** version removes the peer IKE identity.

**Syntax** ike peer-identity ip address *ipAddress* [ *ipMask* ]  
 no ike peer-identity ip address ip address

- *ipAddress*—IP address in 32-bit dotted decimal format (for example, 192.56.32.2)
- *ipMask*—Mask for associated IP subnet in dotted decimal or prefix length notation

**Mode** IPSec Tunnel Profile Configuration

**Release Information** Command introduced in JUNOS Release 7.3.0.



## ike peer-identity username

---

**Description** Enables this profile to accept logins from users that present a userFQDN as an IKE identity type and the username portion of the IKE identity matches the username setting for this profile. The **no** version removes the peer IKE identity.

**Syntax** ike peer-identity username *userName*  
no ike peer-identity ip address username

- *userName*—String of 1–32 characters used as the user name

**Mode** IPSec Tunnel Profile Configuration

**Release Information** Command introduced in JUNOS Release 7.3.0.

## import map

---

**Description** Associates a route map with a VRF to modify and filter routes imported by the VRF from the global BGP VPN RIB. Both IPv4 and IPv6 routes are imported unless you issue the appropriate keyword to restrict importation. The **no** version enables all routes whose route targets match the import route targets of the VRF to be imported without applying a route map.

**Syntax** import map [ ipv4 | ipv6 ] *routeMap*  
no import map [ ipv4 | ipv6 ]

- *ipv4*—Specifies that only IPv4 routes are imported from the global BGP VPN RIB
- *ipv6*—Specifies that only IPv6 routes are imported from the global BGP VPN RIB
- *routeMap*—Name of a route map; string of up to 32 alphanumeric characters

**Mode** VRF Configuration

**Release Information** Command introduced before JUNOS Release 7.1.0.

## inarp

---

**Description** In ATM VC Configuration mode, enables Inverse ARP (InARP) on an ATM PVC that resides on an ATM 1483 NBMA subinterface. Optionally, you can specify the InARP refresh rate. The **inarp** command is valid only for data PVCs configured with **aal5snap** encapsulation; you cannot use this command for data PVCs with other encapsulation types or for control (ILMI or signaling) PVCs. The **no** version restores the default behavior, which disables InARP.

In ATM VC Class Configuration mode, enables InARP as part of a VC class definition that you assign to an ATM data PVC. The **no** version restores the default behavior, which disables InARP, in the VC class.

**Syntax** inarp [ *frequency* ]  
no inarp

- *frequency*—InARP refresh rate in minutes, in the range 1–60; default value is 15

**Mode** ATM VC Configuration, ATM VC Class Configuration

**Release Information** Command introduced in JUNOS Release 7.1.0.  
ATM VC Class Configuration mode added in JUNOS Release 7.3.0.

## include circuit-identifier

---

**Description** Specifies that the circuit identifier is included when the router automatically generates a username for an IP service profile. The **no** version disables inclusion of the circuit identifier.

**Syntax** include circuit-identifier *circuitType* [ prepend-circuit-type ]  
no include circuit-identifier

- *circuitType*—Type of circuit; atm or vlan
- prepend-circuit-type—Specifies that the circuit type is included in the username

**Mode** IP Service Profile Configuration

**Release Information** Command introduced before JUNOS Release 7.1.0.

## include dhcp-option 82

---

**Description** Specifies that the agent-circuit-id suboption or the agent-remote-id suboption of the DHCP relay agent information option (option 82) is included when the router automatically generates a username for an IP service profile. The **no** version disables inclusion of the suboption.

**Syntax** [ no ] include dhcp-option 82 { agent-circuit-id | agent-remote-id }

**Mode** IP Service Profile Configuration

**Release Information** Command introduced in JUNOS Release 7.3.0.

## include hostname

---

**Description** Specifies that the router's hostname is included when the router automatically generates a username for an IP service profile. The **no** version disables inclusion of the hostname.

**Syntax** [ no ] include hostname

**Mode** IP Service Profile Configuration

**Release Information** Command introduced in JUNOS Release 7.3.0.

## include ip-address

---

**Description** Specifies that the IP address is included when the router automatically generates a username for an IP service profile. The **no** version disables inclusion of the IP address.

**Syntax** [ no ] include ip-address

**Mode** IP Service Profile Configuration

**Release Information** Command introduced before JUNOS Release 7.1.0.

## include mac-address

---

**Description** Specifies that the MAC address is included when the router automatically generates a username for an IP service profile. The **no** version disables inclusion of the MAC address.

**Syntax** [ no ] include mac-address

**Mode** IP Service Profile Configuration

**Release Information** Command introduced before JUNOS Release 7.1.0.

## include virtual-router-name

---

**Description** Specifies that the virtual router name is included when the router automatically generates a username for an IP service profile. The **no** version disables inclusion of the virtual router name.

**Syntax** [ no ] include virtual-router-name

**Mode** IP Service Profile Configuration

**Release Information** Command introduced before JUNOS Release 7.1.0.

## index

---

|                            |                                                                                                                                                                                                                                                                                                                                                                                                                                                                                                                                                                                                                                                                                   |
|----------------------------|-----------------------------------------------------------------------------------------------------------------------------------------------------------------------------------------------------------------------------------------------------------------------------------------------------------------------------------------------------------------------------------------------------------------------------------------------------------------------------------------------------------------------------------------------------------------------------------------------------------------------------------------------------------------------------------|
| <b>Description</b>         | Sets a next hop at a particular index in the MPLS explicit path. The <b>no</b> version removes the next hop from the index.                                                                                                                                                                                                                                                                                                                                                                                                                                                                                                                                                       |
| <b>Syntax</b>              | <p>index <i>indexNumber</i> next-address <i>ipAddress</i> [ [ mask ] <i>ipMask</i> ] [ loose ]</p> <p>no index <i>indexNumber</i></p> <ul style="list-style-type: none"> <li>■ <i>indexNumber</i>—Number of a node in an ordered set of abstract nodes; in the range 1–255</li> <li>■ <i>ipAddress</i>—Address of the next hop</li> <li>■ <i>ipMask</i>—[ not currently used] mask for the next adjacent address</li> <li>■ loose—Node is not necessarily directly connected (adjacent) to the previous node in the path. If loose is not configured, the configuration defaults to strict. Strict indicates that the node is directly connected to the previous node.</li> </ul> |
| <b>Mode</b>                | Explicit Path Configuration                                                                                                                                                                                                                                                                                                                                                                                                                                                                                                                                                                                                                                                       |
| <b>Release Information</b> | Command introduced before JUNOS Release 7.1.0.                                                                                                                                                                                                                                                                                                                                                                                                                                                                                                                                                                                                                                    |

## instance-interface-type

---

|                            |                                                                                                                                                                                                                                                                                                                                                                                                                                                                          |
|----------------------------|--------------------------------------------------------------------------------------------------------------------------------------------------------------------------------------------------------------------------------------------------------------------------------------------------------------------------------------------------------------------------------------------------------------------------------------------------------------------------|
| <b>Description</b>         | Assigns an instance-interface type to a QoS parameter definition. Instance-interface types indicate the interfaces for which QoS clients can assign QoS parameter instances. You can specify up to eight instance-interface types for each parameter definition. The <b>no</b> version removes the specified instance-interface type from the parameter definition.                                                                                                      |
| <b>Syntax</b>              | <p>instance-interface-type <i>instanceInterfaceType</i></p> <p>no instance-interface-type { <i>instanceInterfaceType</i>   all }</p> <ul style="list-style-type: none"> <li>■ <i>instanceInterfaceType</i>—One of the following instance-interface types: atm, atm-vc, atm-vp, bridge, ethernet, fr-vc, ip, ip-tunnel, ipv6, lag, l2tp-session, l2tp-tunnel, lsp, pppoe, serial, server-port, svlan, vlan</li> <li>■ all—Removes all instance-interface types</li> </ul> |
| <b>Mode</b>                | QoS Parameter Definition                                                                                                                                                                                                                                                                                                                                                                                                                                                 |
| <b>Release Information</b> | Command introduced in JUNOS Release 7.1.0.<br><b>lag</b> keyword added in JUNOS Release 8.1.0.                                                                                                                                                                                                                                                                                                                                                                           |
| <b>Related Topics</b>      | <ul style="list-style-type: none"> <li>■ Configuring a Basic Parameter Definition for QoS Administrators</li> </ul>                                                                                                                                                                                                                                                                                                                                                      |

## interface

---

**Description** Configures an interface. The **no** version removes the subinterface or the logical interface.



**NOTE:** See the individual **interface** command entries for the syntax for each type of interface.

**Syntax** [ no ] interface *interfaceType* *interfaceSpecifier* [ *extension* ]

- *interfaceType*—Interface type; see *Interface Types and Specifiers* in *About This Guide*
- *interfaceSpecifier*—Particular interface; format varies according to interface type; see *Interface Types and Specifiers* in *About This Guide*
- *extension*—Option that depends on the type of interface

**Mode** Global Configuration

**Release Information** Command introduced before JUNOS Release 7.1.0.

## interface atm

---

**Description** Configures an ATM interface or subinterface type. The **no** version removes the interface or subinterface.



**NOTE:** On the OC3-2 GE APS I/O module, you can configure only OC3/STM1 ATM interfaces in ports 0 and 1. Port 2 is reserved for a Gigabit Ethernet interface.

**Syntax** [ no ] interface atm *interfaceSpecifier* [ multipoint | point-to-point ]

- *interfaceSpecifier*—Particular interface; format varies according to interface type; see *Interface Types and Specifiers* in *About This Guide*
- multipoint—Specifies an NBMA subinterface
- point-to-point—Specifies an ATM interface or subinterface; default

**Mode** Global Configuration, Interface Configuration

**Release Information** Command introduced before JUNOS Release 7.1.0.

### Related Topics

- Configuring an MPLS Pseudowire with VCC Cell Relay Encapsulation
- Configuring Local ATM Cross-Connects with AAL5 Encapsulation
- Configuring MPLS LSPs

## interface-event-disable

---

**Description** Specifies that RIP does not purge the routing table on a RIP interface that has been brought down. The **no** version restores the default condition, wherein RIP does purge the routing table on an interface after a down event.

**Syntax** [ no ] interface-event-disable

**Mode** Address Family Configuration, Router Configuration

**Release Information** Command introduced before JUNOS Release 7.1.0.

## interface fastEthernet

---

**Description** Specifies a Fast Ethernet interface or subinterface or creates a subinterface over a Fast Ethernet interface. The **no** version removes the interface or subinterface.

**Syntax** [ no ] interface fastEthernet *interfaceSpecifier*

- *interfaceSpecifier*—Particular interface; format varies according to interface type; see *Interface Types and Specifiers* in *About This Guide*

**Mode** Global Configuration

**Release Information** Command introduced before JUNOS Release 7.1.0.

### Related Topics

- Configuring Customer-Facing Interfaces in the L2VPN Instance
- Configuring Ethernet/VLAN Layer 2 Services
- Configuring Local Cross-Connects Between Ethernet/VLAN Interfaces
- Configuring S-VLAN Tunnels for Layer 2 Services

## interface gigabitEthernet

---

**Description** Specifies or creates a Gigabit Ethernet interface or a subinterface over a Gigabit Ethernet interface. The **no** version removes the interface or subinterface.



**NOTE:** On the GE I/O module, you can configure only the primary port, 0. The router automatically uses the redundant port, 0R, if the primary port fails.

On the GE-2 APS I/O module, you can configure only the primary ports, 0 and 1. The router automatically uses the corresponding redundant port, 0R or 1R, if the primary port fails.

On the OC3-2 GE APS I/O module, you can configure only a Gigabit Ethernet interface in port 2. Ports 0 and 1 are reserved for OC3/STM1 ATM interfaces.

On the ES-2 GE-4 IOA, you can configure all four ports.

---

**Syntax** [ no ] interface gigabitEthernet *interfaceSpecifier*

- *interfaceSpecifier*—Particular interface; format varies according to interface type; see *Interface Types and Specifiers* in *About This Guide*

**Mode** Global Configuration

**Release Information** Command introduced before JUNOS Release 7.1.0.

### Related Topics

- Configuring the QoS Shaping Mode for Ethernet Interfaces on the ES2 4G LM
- Creating a QoS Interface Hierarchy for Bulk-Configured VLAN Subinterfaces with RADIUS
- Configuring a Parameter Definition to Shape Ethernet Traffic Using Cell Mode

## interface ip

---

**Description** Defines a shared IP interface. The **no** version removes the IP interface.

**Syntax** [ no ] interface ip *interfaceName*

- *interfaceName*—String of up to 15 characters

**Mode** Global Configuration

**Release Information** Command introduced before JUNOS Release 7.1.0.

## interface ipv6

---

**Description** Defines a shared IPv6 interface. The **no** version removes the IPv6 interface.

**Syntax** [ no ] interface ipv6 *interfaceName*

- *interfaceName*—String of up to 15 characters

**Mode** Global Configuration

**Release Information** Command introduced before JUNOS Release 7.1.0.

## interface lag

---

**Description** Creates an IEEE 802.3ad link aggregation group (LAG) interface, also known as a LAG bundle, or a subinterface in a LAG bundle. Link aggregation enables you to group multiple Ethernet physical interfaces configured on the same module and with the same characteristics into a single logical interface. The individual Ethernet interfaces are referred to as member links of the LAG bundle. The **no** version removes the LAG bundle or subinterface.

**Syntax** [ no ] interface lag *interfaceSpecifier*

- *interfaceSpecifier*—LAG interface specifier; see *Interface Types and Specifiers* in *About This Guide*

**Mode** Global Configuration

**Release Information** Command introduced before JUNOS Release 7.1.0.

### Related Topics

- Configuring the Scheduler Hierarchy for Hashed Load Balancing in 802.3ad Link Aggregation Groups
- Configuring the Scheduler Hierarchy for Subscriber Load Balancing in 802.3ad Link Aggregation Groups
- Configuring Load Rebalancing Parameters for 802.3ad Link Aggregation Groups



## interface loopback

---

**Description** Defines a loopback interface, which provides a stable address for protocols (for example, BGP, Telnet, or LDP) to use so that they can avoid any impact if a physical interface goes down. The loopback interface sends packets back to the router or access server for local processing. Any packets routed from the loopback interface, but not destined to the loopback interface, are dropped. The **no** version deletes the loopback interface.



**NOTE:** Do not confuse loopback with the null 0 interface. Traffic routed to null 0 is discarded on the line module.

---

**Syntax** [ no ] interface loopback *interfaceSpecifier*

- *interfaceSpecifier*—Particular interface; format varies according to interface type; see *Interface Types and Specifiers* in *About This Guide*

**Mode** Global Configuration

**Release Information** Command introduced before JUNOS Release 7.1.0.

### Related Topics

- Configuring an MPLS Pseudowire with VCC Cell Relay Encapsulation
- Configuring Local ATM Cross-Connects with AAL5 Encapsulation
- Configuring Local Cross-Connects Between Ethernet/VLAN Interfaces
- Configuring the Loopback Interface and Router ID for BGP

## interface mlframe-relay

---

**Description** Defines an MLFR bundle or a subinterface in a bundle. The **no** version removes the bundle or subinterface.

**Syntax** [ no ] interface mlframe-relay *interfaceSpecifier*

- *interfaceSpecifier*—Particular interface; format varies according to interface type; see *Interface Types and Specifiers* in *About This Guide*

**Mode** Global Configuration

**Release Information** Command introduced before JUNOS Release 7.1.0.

## interface mlppp

---

|                            |                                                                                                                                                                                                                                                                      |
|----------------------------|----------------------------------------------------------------------------------------------------------------------------------------------------------------------------------------------------------------------------------------------------------------------|
| <b>Description</b>         | Creates an MLPPP network interface, also known as the MLPPP bundle. The <b>no</b> version deletes the MLPPP bundle.                                                                                                                                                  |
| <b>Syntax</b>              | [ no ] interface mlppp <i>interfaceSpecifier</i> <ul style="list-style-type: none"> <li>■ <i>interfaceSpecifier</i>—Particular interface; format varies according to interface type; see <i>Interface Types and Specifiers</i> in <i>About This Guide</i></li> </ul> |
| <b>Mode</b>                | Interface Configuration, Subinterface Configuration                                                                                                                                                                                                                  |
| <b>Release Information</b> | Command introduced before JUNOS Release 7.1.0.                                                                                                                                                                                                                       |

## interface null

---

|                            |                                                                                                                                                                                                                                   |
|----------------------------|-----------------------------------------------------------------------------------------------------------------------------------------------------------------------------------------------------------------------------------|
| <b>Description</b>         | Selects the null interface, which does not forward traffic. The null interface acts as a data sink. Though you can access the null interface, you cannot configure any values for it or delete it. There is no <b>no</b> version. |
| <b>Syntax</b>              | interface null 0                                                                                                                                                                                                                  |
| <b>Mode</b>                | Global Configuration                                                                                                                                                                                                              |
| <b>Release Information</b> | Command introduced before JUNOS Release 7.1.0.                                                                                                                                                                                    |

## interface pos

---

|                            |                                                                                                                                                                                                                                                                    |
|----------------------------|--------------------------------------------------------------------------------------------------------------------------------------------------------------------------------------------------------------------------------------------------------------------|
| <b>Description</b>         | Configures a Packet over SONET interface. The <b>no</b> version removes the interface.                                                                                                                                                                             |
| <b>Syntax</b>              | [ no ] interface pos <i>interfaceSpecifier</i> <ul style="list-style-type: none"> <li>■ <i>interfaceSpecifier</i>—Particular interface; format varies according to interface type; see <i>Interface Types and Specifiers</i> in <i>About This Guide</i></li> </ul> |
| <b>Mode</b>                | Global Configuration                                                                                                                                                                                                                                               |
| <b>Release Information</b> | Command introduced before JUNOS Release 7.1.0.                                                                                                                                                                                                                     |
| <b>Related Topics</b>      | <ul style="list-style-type: none"> <li>■ Configuring HDLC Layer 2 Services</li> </ul>                                                                                                                                                                              |

## interface serial

---

**Description** Specifies the location of the serial interface on CT3 and COCX-F3 modules. The **no** version disables the interface.

**Syntax** [ no ] interface serial *interfaceSpecifier*

- *interfaceSpecifier*—Particular interface; format varies according to interface type; see *Interface Types and Specifiers* in *About This Guide*

**Mode** Global Configuration

**Release Information** Command introduced before JUNOS Release 7.1.0.

### Related Topics

Configuring Frame Relay Layer 2 Services

### Related Topics

- Configuring HDLC Layer 2 Services

## interface tenGigabitEthernet

---

**Description** Specifies or creates a 10-Gigabit Ethernet interface or a subinterface over a 10-Gigabit Ethernet interface. The **no** version removes the interface or subinterface.

**Syntax** [ no ] interface tenGigabitEthernet *interfaceSpecifier*

- *interfaceSpecifier*—Particular interface; format varies according to interface type; see *Interface Types and Specifiers* in *About This Guide*

**Mode** Global Configuration

**Release Information** Command introduced in JUNOS Release 7.1.0.

## interface tunnel

---

**Description** Creates a tunnel interface for use by DVMRP, GRE, IPSec, or MPLS. You can specify that the tunnel be established in the routing space of a virtual router other than the current VR. If you specify another VR, all tunnel commands apply to the tunnel in that VR. If you do not specify another VR, tunnel commands apply to the current VR. For DVMRP and GRE tunnels, you can specify that the tunnel be protected with IPSec in transport mode. The **no** version removes the tunnel interface.

**Syntax** [ no ] interface tunnel *interfaceSpecifier* [ transport-virtual-router *vrName* ]  
[ ipsec-transport ]

- *interfaceSpecifier*—Particular interface; format varies according to interface type; see *Interface Types and Specifiers* in *About This Guide*
- *vrName*—Name of virtual router (other than the current VR) in which the tunnel will be established
- ipsec-transport—Indicates that the tunnel is protected with IPSec in transport mode; used for GRE or DVMRP tunnels only

**Mode** Global Configuration

**Release Information** Command introduced before JUNOS Release 7.1.0.

## invert data

---

**Description** Enables data stream inversion. Data stream inversion must be turned on by network personnel at the other end of the line. The **no** version disables data stream inversion.

**Syntax** [ no ] invert data

**Mode** Interface Configuration

**Release Information** Command introduced before JUNOS Release 7.1.0.

## ip

---

**Description** Modifies the subscriber policy for IP to define whether the subscriber (client) interfaces that belong to a bridge group or to a VPLS instance forward (permit) or filter (deny) IP packets. The **no** version restores the default value, permit IP packets.

You cannot change the default subscriber policy values for trunk (server) interfaces that belong to a bridge group or to a VPLS instance. You also cannot change the default subscriber policy values for a VPLS virtual core interface, which acts as a trunk interface. The VPLS virtual core interface represents all of the MPLS tunnels from the router to the remote VPLS edge (VE) devices.

**Syntax** ip { permit | deny }  
no ip

- permit—Specifies that the subscriber interface associated with the bridge group or VPLS instance forwards IP packets
- deny—Specifies that the subscriber interface associated with the bridge group or VPLS instance filters IP packets

**Mode** Subscriber Policy Configuration

**Release Information** Command introduced before JUNOS Release 7.1.0.

## ip access-routes

---

**Description** Enables the ability to create host access routes on a PPP interface, which is useful for the B-RAS application. It also enables an access route in a profile. The **no** version disables the feature.

**Syntax** [ no ] ip access-routes

**Mode** Interface Configuration, Profile Configuration, Subinterface Configuration

**Release Information** Command introduced before JUNOS Release 7.1.0.

## ip access-route table-map

---

**Description** Filters access routes before an access list adds them to the routing table. The **no** version deletes the table map.

**Syntax** [ no ] ip access-route table-map *mapName*

- *mapName*—Name of the table map that you want the router to use

**Mode** Global Configuration

**Release Information** Command introduced before JUNOS Release 7.1.0.

## ip address

---

**Description** Sets a primary or secondary IP address for an interface or subinterface. The **no** version removes an IP address or disables IP processing. You must specify the layer 2 encapsulation before you can set the IP address.

**Syntax** `ip address ipAddress ipMask [ secondary ]`  
`no ip address [ ipAddress ipMask [ secondary ] ]`

- *ipAddress*—IP address in 32-bit dotted decimal format (for example, 192.56.32.2)
- *ipMask*—mask for associated IP subnet in dotted decimal or prefix length notation
- *secondary*—Specifies that the configured address is a secondary IP address; if omitted, the configured address is the primary IP address

**Mode** Interface Configuration, Profile Configuration, Subinterface Configuration

**Release Information** Command introduced before JUNOS Release 7.1.0.

### Related Topics

- Configuring Local ATM Cross-Connects with AAL5 Encapsulation
- Configuring Local Cross-Connects Between Ethernet/VLAN Interfaces
- Configuring the Loopback Interface and Router ID for BGP
- Configuring MPLS LSPs

## ip-address

---

**Description** Specifies the IP address parameter for a user entry in the local user database. The **no** version deletes the IP address parameter from the user entry.

**Syntax** `ip-address ipAddress`  
`[ no ] ip-address`

- *ipAddress*—IP address in 32-bit dotted decimal format (for example, 192.56.32.2)

**Mode** Local User Configuration

**Release Information** Command introduced before JUNOS Release 7.1.0.

## ip address-pool

---

**Description** Specifies to the router where to get an IP address for the remote user. The **no** version uses the default value, **local**.

**Syntax** ip address-pool { dhcp | local | none }  
no ip address-pool

- dhcp—Enables the use of a DHCP server for address allocations
- local—Enables the use of local address pool for address allocations
- none—Does not enable an IP address pool

**Mode** Global Configuration

**Release Information** Command introduced before JUNOS Release 7.1.0.

## ip-address-pool

---

**Description** Specifies the IP address pool parameter for a user entry in the local user database. The address pool is used to assign an IP address to the subscriber. The **no** version deletes the IP address pool parameter from the user entry in the local user database.

**Syntax** ip-address-pool *poolName*  
no ip-address-pool

- *poolName*—Name of IP address pool

**Mode** Local User Configuration

**Release Information** Command introduced before JUNOS Release 7.1.0.

## ip address virtual-router

---

**Description** Limits the scope of the IKE policy rule to the specified local IP address on the specified virtual router. This limitation ensures that this policy rule is evaluated for IKE source address evaluations for only the specified IP address and virtual router. The **no** version removes IP address and virtual router limitation.

**Syntax** [ no ] ip address *ipAddress* virtual-router *vrName*  
no ip address

- *ipAddress*—IP address in 32-bit dotted decimal format (for example, 192.56.32.2) to which you want to limit this policy rule
- *vrName*—Name of virtual router to which you want to limit this policy rule

**Mode** IKE Policy Configuration

**Release Information** Command introduced in JUNOS Release 7.3.0.

## ip alwaysup

---

**Description** Forces the interface to appear as if it is up, regardless of the state of the lower layers. Use this command to reduce route topology changes when the network attached to this link is single-homed. The **no** version makes the interface appear in its current state.

**Syntax** [ no ] ip alwaysup

**Mode** Interface Configuration, Subinterface Configuration

**Release Information** Command introduced before JUNOS Release 7.1.0.

## ip analyzer

---

**Description** Configures an interface as an analyzer interface, for use in an interface mirroring configuration. The **no** version removes the analyzer interface configuration from the interface.

**Syntax** ip analyzer [ default ]  
no ip analyzer

- default—Specifies that this interface is the default analyzer interface for the virtual router

**Mode** Interface Configuration

**Release Information** Command introduced before JUNOS Release 7.1.0.

**Related Topics**

- Configuring CLI-Based Mirroring
- Configuring RADIUS-Based Mirroring



## ip as-path access-list

---

**Description** Defines a BGP-related access list. You can specify an access list filter on both inbound and outbound BGP routes. Each filter is an access list based on regular expressions. If the regular expression matches the representation of the AS path of the route as an ASCII string, then the permit or deny condition applies. The AS path does not contain the local AS number. The **no** version removes a single access list entry if **permit** or **deny** and a *pathExpression* are specified. Otherwise, the entire access list is removed.

**Syntax** `ip as-path access-list accessListName { permit | deny } pathExpression`  
`no ip as-path access-list accessListName [ { permit | deny } pathExpression ]`

- *accessListName*—Name of the access list; a string of up to 32 characters
- permit—Permits access for matching conditions
- deny—Denies access to matching conditions
- *pathExpression*—Regular expression describing the AS paths to be matched

Use a sequence of one or more elements, each of which is either an AS number or one of the following punctuation characters:

- ^ start of the path
- \$ end of the path
- { start of an AS\_SET
- } end of an AS\_SET
- ( start of an AS\_CONFED\_SET or AS\_CONFED\_SEQ
- ) end of an AS\_CONFED\_SET or AS\_CONFED\_SEQ

Use the following regular expression metacharacters to match individual elements:

- . matches any single element
- \* matches zero or more occurrences of any element
- + matches one or more occurrences of any element
- [ ] matches any elements enclosed between brackets ([ ])
- hyphen; used within brackets to specify a range of AS numbers
- ^ matches any AS number except the ones specified when used as a first item within brackets
- \_ underscore; used in implementations on routers from other vendors on either side of a path to specify a literal and disallow substring matching. Allowed but not required in our CLI.

**Mode** Global Configuration

**Release Information** Command introduced before JUNOS Release 7.1.0.

## ip atm-vc

---

- Description** Associates a protocol and address to a specific virtual circuit. The **no** version removes the association.
- Syntax** `ip ipAddress atm-vc vcd broadcast`  
`no ip ipAddress atm-vc vcd`
- *ipAddress*—IP address to be associated with the virtual circuit
  - *vcd*—Number in the range 1–2147483647; virtual circuit descriptor; an identifier for the VC in other commands
  - `broadcast`—Specifies that the circuit should participate in broadcast operations
- Mode** Map List Configuration
- Release Information** Command introduced before JUNOS Release 7.1.0.

## ip auto-configure ip-subscriber

---

- Description** Configures a primary IP interface to support creation of dynamic subscriber interfaces. The **include-primary** and **exclude-primary** keywords specify whether the primary interface can be assigned to a subscriber. The **no** version disables creation of dynamic subscriber interfaces on this primary IP interface.
- Syntax** `[ no ] ip auto-configure ip-subscriber [ include-primary | exclude-primary ]`
- `include-primary`—Specifies that the primary interface can be assigned to a subscriber; the **no** version disables the assignment of the primary interface
  - `exclude-primary`—Specifies that the primary interface cannot be assigned to a subscriber; the **no** version enables the assignment of the primary interface
- Mode** Interface Configuration, Profile Configuration, Subinterface Configuration
- Release Information** Command introduced before JUNOS Release 7.1.0.  
**include-primary** and **exclude-primary** keywords added in JUNOS Release 7.1.0.

## ip auto-detect ip-subscriber

---

- Description** Sets the router's packet detect feature, specifying that IP automatically detect packets that do not match any entries in the demultiplexer table. When an unmatched packet is detected, an event is generated that determines whether to create a dynamic subscriber interface or to configure an existing interface. The **no** version disables autodetection.
- Syntax** `[ no ] ip auto-detect ip-subscriber`
- Mode** Interface Configuration, Profile Configuration
- Release Information** Command introduced before JUNOS Release 7.1.0.

## ip bgp-community new-format

---

**Description** Specifies that communities must be displayed in *AA:NN* format, where *AA* is a number that identifies the autonomous system and *NN* is a number that identifies the community within the autonomous system. The **no** version restores the default display.

**Syntax** [ no ] ip bgp-community new-format

**Mode** Global Configuration

**Release Information** Command introduced before JUNOS Release 7.1.0.

## ip bgp-confed-as-set new-format

---

**Description** Specifies that AS-confed-sets must be displayed within square brackets, [ ], with the ASs delimited by commas. The **no** version restores the default, displaying AS-confed-sets within parentheses, ( ), with the ASs delimited by spaces.

**Syntax** [ no ] ip bgp-confed-as-set new-format

**Mode** Global Configuration

**Release Information** Command introduced before JUNOS Release 7.1.0.

## ip block-multicast-sources

---

**Description** Prevents mroute creation by blocking multicast traffic that has a scope larger than link-local (for example, global). In Profile Configuration mode, blocks multicast sources per user on dynamic IP interfaces. The **no** version restores the default behavior of creating mroutes upon receiving multicast packets.

**Syntax** [ no ] ip block-multicast-sources

**Mode** Interface Configuration, Profile Configuration

**Release Information** Command introduced before JUNOS Release 7.1.0.  
Profile Configuration mode added in JUNOS Release 8.1.0.

## ip broadcast-address

---

**Description** Defines a broadcast address for an interface. The **no** version restores the default IP broadcast address.

**Syntax** [ no ] ip broadcast-address [ *ipAddress* ]  
■ *ipAddress*—Broadcast IP address

**Mode** Interface Configuration, Subinterface Configuration

**Release Information** Command introduced before JUNOS Release 7.1.0.

## ip classifier-list

---

**Description** Creates or modifies a classifier control list. Use the **not** keyword to deny traffic for a specific protocol, source address, or destination address. Use the **any** keyword to allow traffic to any source or destination address. The **no** version removes the classifier control list.

**Syntax** `ip classifier-list classifierName [ traffic-class trafficClassName ]  
[ color { green | yellow | red } ] [ user-packet-class userPacketClassValue ]  
[ source-route-class routeClassValue ] [ destination-route-class routeClassValue ]  
[ local { true | false } ] [ not ] { protocol }  
[ not ] { sourceAddress sourceMask | host sourceHostAddress | any } [ sourceQualifier ]  
[ not ] { destinationAddress destinationMask | host destinationHostAddress | any }  
[ destinationQualifier ] [ tcpQualifier ] [ ip-flags ipFlags ]  
[ ip-frag-offset { eq 0 | eq 1 | gt 1 } ]  
[ precedence precNum | dsField dsFieldNum | tos tosNum ]`

`no ip classifier-list classifierName [ classifierNumber ]`

- *classifierName*—Name of the classifier control list entry
- *trafficClassName*—Name of the traffic class to match
- *green*—Matches packet color to green, indicating a low drop preference
- *yellow*—Matches packet color to yellow, indicating a medium drop preference
- *red*—Matches packet color to red, indicating a high drop preference
- *userPacketClassValue*—User packet value to match; in the range 0–15
- *routeClassValue*—Value of the route-class; in the range 0–255
- *local*—Specifies traffic destined for this interface
  - *true*—Matches packets that are locally destined
  - *false*—Matches packets that are not locally destined
- *not*—Matches any except the immediately following protocol or address
- *protocol*—Protocol name (IGMP, IP, TCP, or UDP) or number (in the range 0–255) to match
- *sourceAddress*—Source address to match
- *sourceMask*—Wild-card mask to apply to the source address
- *host*—Matches source or destination address as a host
- *sourceHostAddress*—Source host address to match
- *any*—Matches any source or destination address

- *sourceQualifier*—For UDP or TCP protocols, one of the following protocol-specific classifier parameters. See *JUNOS Policy Management Configuration Guide, Chapter 2, Creating Classifier Control Lists for Policies*, for details.
  - *portOperator*—One of the following Boolean operator keywords: **lt** (less than), **gt** (greater than), **eq** (equal to), **ne** (not equal), or **range** (range of port numbers)
  - *range*—Single port number or a range of port numbers
- *destinationAddress*—Destination address to match
- *destinationMask*—Wild-card mask to apply to the destination address
- *destinationHostAddress*—Destination host address to match
- *destinationQualifier*—One of the following protocol-specific classifier parameters for destination TCP or UDP ports, ICMP code and type, or IGMP type. The *portOperator* and port range are used with TCP and UDP. The *icmpType*, *icmpCode*, and *igmpType* parameters are used with ICMP and IGMP.
  - *portOperator*—one of the following Boolean operator keywords: **lt** (less than), **gt** (greater than), **eq** (equal to), or **ne** (not equal), or **range** (range of port numbers) (TCP and UDP only)
  - *range*—Single port number or a range of port numbers
  - *icmpType*—ICMP message type (ICMP only)
  - *icmpCode*—ICMP message code (ICMP only)
  - *igmpType*—IGMP message type (IGMP only)
- *tcpQualifier*—TCP flags classification parameters
- *tcpFlag*—For TCP only; a logic equation that specifies flag bit values; ! means logical NOT and & means logical AND; use any of the following flag names:
  - *ack*—0x10
  - *fin*—0x01
  - *push*—0x08
  - *rst*—0x04
  - *syn*—0x02
  - *urgent*—0x20
- *ipFlags*—Logic equation that specifies flag bit values; ! means logical NOT and & means logical AND; use any of the following flag names:
  - *dont-fragment*—0x02
  - *more-fragments*—0x01
  - *reserved*—0x04
- *ip-frag-offset*—Matches the specified IP fragmentation offset; use any of the following:
  - *eq 0*—Equals 0
  - *eq 1*—Equals 1
  - *gt 1*—Greater than 1

- *precNum*—Upper three bits of the ToS byte; in the range 0–7
- *dsFieldNum*—Upper six bits of the ToS byte; in the range 0–63
- *tosNum*—Whole eight bits of the ToS byte; in the range 0–255
- *classifierNumber*—Index of the classifier control list entry to be deleted

**Mode** Global Configuration

**Release Information** Command introduced before JUNOS Release 7.1.0.

**Related Topics**

- Creating or Modifying Classifier Control Lists for IP Policy Lists

## ip community-list

---

**Description** Creates a community list for BGP and controls access to it. The **no** version removes the community list, including all list entries.

**Syntax** Using a regular expression to specify the community:  
`[ no ] ip community-list communityLisName { permit | deny } communityExpression`

Using some other method to specify the community:

```
ip community-list communityLisName { permit | deny }
{ communityNumber | asCommunityNumber | no-export | no-advertise | local-as |
internet } [communityNumber | asCommunityNumber | no-export | no-advertise |
local-as | internet]*
```

```
no ip community-list communityLisName [{ permit | deny }
[{ communityNumber | asCommunityNumber | no-export | no-advertise | local-as |
internet }] [communityNumber | asCommunityNumber | no-export | no-advertise |
local-as | internet]*
```

- *communityLisName*—Name of a community list; a string of up to 32 characters; identifies one or more permit or deny groups of communities; used for standard community lists
- permit—Permits access for a matching condition
- deny—Denies access for a matching condition
- *communityExpression*—Regular expression that matches the community

- *communityNumber*—Community number in the range 1–4294967295
- *asCommunityNumber*—Community number in the format *AA:NN*, where *AA* is a number that identifies the autonomous system and *NN* is a number that identifies the community within the autonomous system.
- *no-export*—Specifies that BGP does not advertise this route outside a BGP confederation boundary
- *no-advertise*—Specifies that BGP does not advertise this route to any peer (internal or external)
- *local-as*—Specifies that BGP does not advertise this route to external peers; sometimes known as the *no-export-subconfed* community
- *internet*—Specifies the Internet community
- *\**—Indicates that one or more parameters can be repeated multiple times in a list in the command line

**Mode** Global Configuration

**Release Information** Command introduced before JUNOS Release 7.1.0.

## ip debounce-time

---

**Description** Defines the minimum time an IP interface must be in a given state—for example, up or down—before being reported. The **no** version removes the debounce time.

**Syntax** ip debounce-time [ vrf *vrfName* ] *period*  
no ip debounce-time [ vrf *vrfName* ]

- *vrfName*—Name of the VRF; string of 1–32 alphanumeric characters
- *period*—Interval in the range 0–60000 milliseconds

**Mode** Global Configuration, Interface Configuration

**Release Information** Command introduced before JUNOS Release 7.1.0.

## ip demux-type da-prefix

---

**Description** Specifies that a subscriber interface will demultiplex traffic using destination addresses. The **no** version restores the default situation, in which the subscriber interface demultiplexes traffic using source addresses.

**Syntax** [ no ] ip demux-type da-prefix

**Mode** Interface Configuration

**Release Information** Command introduced before JUNOS Release 7.1.0.

## ip description

---

**Description** Assigns a text description or an alias to a static IP interface or subinterface. If no IP interface currently exists, then a static IP interface is automatically created on the current layer 2 interface and the description is applied to that static IP interface. You cannot assign a profile to a layer 2 interface that has a static interface configured above it. Use the **show ip interface** command to display the text description. The **no** version removes the description or alias.



**NOTE:** This command is replacing the **description** command to assign a description to a static IP interface. The **description** command may be removed completely from Interface Configuration mode in a future release.

---

**Syntax** ip description *name*  
no ip description

- *name*—Name for the static IP interface; string of up to 256 characters

**Mode** Interface Configuration, Subinterface Configuration

**Release Information** Command introduced before JUNOS Release 7.1.0.

## ip destination-prefix

---

**Description** Configures a subscriber interface or a primary IP interface that is enabled for dynamic creation of subscriber interfaces to demultiplex traffic with the specified destination address. The **no** version removes the association between the interface and the specified destination address.

**Syntax** [ no ] ip destination-prefix *ipAddress ipAddressMask* deny

- *ipAddress*—Destination IP address that the router uses to identify packets for this interface
- *ipAddressMask*—Network mask for associated IP subnet
- deny—Filters packets matching this command

**Mode** Interface Configuration, Subinterface Configuration

**Release Information** Command introduced before JUNOS Release 7.1.0.



## ip dhcp-capture

---

**Description** Configures the E-series router to capture and log DHCP packet information for an interface. By default, DHCP packet information is not captured. The **no** version restores the default behavior.

**Syntax** ip dhcp-capture { all | receive | transmit } [ priority { low | high } ]  
no ip dhcp-capture { all | receive | transmit }

- all—Captures received and transmitted packets
- receive—Captures received packets
- transmit—Captures transmitted packets
- low—Captured packets arrive with low priority; the default priority
- high—Captured packets arrive with high priority

**Mode** Interface Configuration

**Release Information** Command introduced in JUNOS Release 7.3.0.

## ip dhcp-external auto-configure

---

**Description** Configures the E-series router to automatically create the user's DSI. This command is specific to a virtual router. The **no** version disables the autoconfigure feature.

**Syntax** [ no ] ip dhcp-external auto-configure [ agent-circuit-identifier ]

- agent-circuit-identifier—Creates dynamic subscriber interfaces built over dynamic VLANs that are based on the agent-circuit-id option (suboption 1) of the option 82 field in DHCP messages.

**Mode** Global Configuration

**Release Information** Command introduced before JUNOS Release 7.1.0.  
**agent-circuit-identifier** keyword added in JUNOS Release 7.3.0.

## ip dhcp-external disregard-giaddr-next-hop

---

**Description** Configures the DHCP external application to disregard the giaddr in packets destined for the DHCP server when the next hop for a subscriber's access route is determined. The **no** version returns to the default, in which DHCP external uses the giaddr to determine the next hop.

**Syntax** [ no ] ip dhcp-external disregard-giaddr-next-hop

**Mode** Global Configuration

**Release Information** Command introduced before JUNOS Release 7.1.0.

## ip dhcp-external server-address

---

**Description** Configures a DHCP server that is used to determine which DHCP packets are monitored. The **no** version removes the DHCP server.

**Syntax** [ no ] ip dhcp-external server-address *ipAddress*

- *ipAddress*—IP address of the external DHCP server; you can specify a maximum of four servers

**Mode** Global Configuration

**Release Information** Command introduced before JUNOS Release 7.1.0.

## ip dhcp-external server-sync

---

**Description** Creates subscriber state information based on lease renewals when the external DHCP server is unsynchronized with the E-series router. The **no** version disables this feature.

**Syntax** [ no ] ip dhcp-external server-sync

**Mode** Global Configuration

**Release Information** Command introduced before JUNOS Release 7.1.0.

## ip dhcp-local auth domain

---

**Description** Specifies a domain name for a username that is locally configured for a DHCP standalone mode client. In standalone mode, the locally configured username is presented to AAA in an authentication request. The **no** version removes the domain name.

**Syntax** [ no ] ip dhcp-local auth domain *domainName*

- *domainName*—String of 1–32 characters used as the domain name

**Mode** Global Configuration

**Release Information** Command introduced in JUNOS Release 7.1.0.

## ip dhcp-local auth include

---

- Description** Includes optional information as part of the locally configured username for a DHCP standalone mode client. In standalone mode, the username is presented to AAA in an authentication request. The **no** version removes the specified optional information.
- Syntax** [ no ] ip dhcp-local auth include { circuit-identifier | circuit-type | mac-address | option82 | virtual-router-name }
- circuit-identifier—Specifies the circuit identifier of the interface on which the DHCP client's request was received
  - circuit-type—Specifies the circuit type of the interface on which the DHCP client's request was received
  - mac-address—Specifies the DHCP client's MAC address
  - option82—Specifies the DHCP client's Option 82 value
  - virtual-router-name—Specifies the DHCP local server's virtual router name
- Mode** Global Configuration

**Release Information** Command introduced in JUNOS Release 7.1.0.

## ip dhcp-local auth password

---

- Description** Assigns a password used to authenticate a locally configured DHCP standalone mode client. In DHCP standalone mode, the password is presented to AAA in an authentication request. The **no** version removes the password.
- Syntax** [ no ] ip dhcp-local auth password *password*
- *password*—String of 1–32 characters used as the password
- Mode** Global Configuration

**Release Information** Command introduced in JUNOS Release 7.1.0.

## ip dhcp-local auth user-prefix

---

- Description** Specifies a user prefix for a username that is locally configured for a DHCP standalone mode client. In DHCP standalone mode, the username is presented to AAA in an authentication request. The **no** version removes the user prefix.
- Syntax** [ no ] ip dhcp-local auth user-prefix *userNamePrefix*
- *userNamePrefix*—String of 1–32 characters used as the prefix for a locally configured username
- Mode** Global Configuration

**Release Information** Command introduced in JUNOS Release 7.1.0.

## ip dhcp-local auto-configure agent-circuit-identifier

---

**Description** Configures the DHCP local server to support the creation of dynamic subscriber interfaces built over dynamic VLANs that are based on the agent-circuit-id option (suboption 1) of the option 82 field in DHCP messages. This command is specific to a virtual router. The **no** version disables the autoconfigure feature.

**Syntax** [ no ] ip dhcp-local auto-configure agent-circuit-identifier

**Mode** Global Configuration

**Release Information** Command introduced in JUNOS Release 7.3.0.

## ip dhcp-local cable-modem

---

**Description** Specifies the IP address of the external DHCP server to which the DHCP local server will relay DHCP messages from cable modems. The **no** version removes the cable modem configuration.



**NOTE:** This command is deprecated and might be removed completely in a future release. Use the **set dhcp vendor-option** command to configure the vendor class identifier option to match the string used by cable modems to replace the function of this command.

**Syntax** [ no ] ip dhcp-local cable-modem dhcp-server *ipAddress*

- *ipAddress*—IP address of the cable modem DHCP server

**Mode** Global Configuration

**Release Information** Command introduced before JUNOS Release 7.1.0.

## ip dhcp-local excluded-address

---

**Description** Specifies IP addresses that the DHCP local server should not supply from the default address pool because those addresses are already used by devices on the subnet. The **no** version allows the DHCP local server to supply the specified IP address.

**Syntax** [ no ] ip dhcp-local excluded-address *ipAddressStart* *ipAddressStop*

- *ipAddressStart*—Single IP address or start of the range of IP addresses that the DHCP local server should not supply
- *ipAddressStop*—End of the range of IP addresses that the DHCP local server should not supply

**Mode** Global Configuration

**Release Information** Command introduced before JUNOS Release 7.1.0.

## ip dhcp-local limit

---

- Description** Specifies the maximum number of IP addresses that the DHCP local server can supply to each VPI/VCI, VLAN, or Ethernet subnetwork, or to a particular interface or subinterface. The **no** version restores the default value.
- Syntax** ip dhcp-local limit  
{ atm | ethernet | vlan | interface *InterfaceType* *InterfaceSpecifier* } *value*  
no ip dhcp-local limit [ atm | ethernet | vlan | interface *InterfaceType* *InterfaceSpecifier* ]
- atm—Specifies the limit for VPIs and VCIs
  - ethernet—Specifies the limit for Ethernet subnets
  - vlan—Specifies the limit for VLANs
  - *interfaceType*—Interface type; see *Interface Types and Specifiers* in *About This Guide*
  - *interfaceSpecifier*—Particular interface; format varies according to interface type; see *Interface Types and Specifiers* in *About This Guide*
  - *value*—Maximum number of leases, in the range 0–48000; default is 48000
- Mode** Global Configuration
- Release Information** Command introduced before JUNOS Release 7.1.0.  
**interface** keyword and *interfaceType* and *interfaceSpecifier* variables added in JUNOS Release 7.1.0.

## ip dhcp-local pool

---

- Description** Accesses DHCP Local Pool Configuration mode. The **no** version prevents the DHCP local server from supplying IP addresses from the specified pool.
- Syntax** [ no ] ip dhcp-local pool { *poolName* | default }
- *poolName*—Name of the address pool
  - default—Specifies the default address pool
- Mode** Global Configuration
- Release Information** Command introduced before JUNOS Release 7.1.0.

## ip dhcp-local snmpTraps

---

- Description** Enables DHCP local server SNMP traps. The **no** version disables DHCP local server SNMP traps.
- Syntax** [ no ] ip dhcp-local snmpTraps
- Mode** Global Configuration
- Release Information** Command introduced before JUNOS Release 7.1.0.

## ip dhcp-local unique-client-ids

---

**Description** Configures the method that DHCP local server uses when it receives a DHCP DISCOVER or REQUEST packet from a client ID or hardware address that matches the client ID or hardware address of a currently bound client on another subnet or subinterface.

Use this command to specify that DHCP local server uses a method that considers a request from a client with a duplicate client ID or hardware address to be from a roaming client—the server then terminates the currently bound client's existing lease and assigns a new address to the requesting client.

The **no** version restores the default behavior, in which DHCP local server uses the DHCP client's subnet or subinterface to differentiate between two clients that use the same client ID or hardware address—the DHCP server processes requests in the normal manner.



**NOTE:** This command replaces the **ip dhcp-local inhibit-roaming** command, which has been removed from the CLI.

---

**Syntax** [ no ] ip dhcp-local unique-client-ids

**Mode** Global Configuration

**Release Information** Command introduced in JUNOS Release 8.0.0.

## ip dhcp-server

---

**Description** Adds the IP address of a single DHCP server to the list of DHCP servers from which the router can request addresses to allocate to remote users. A maximum of five DHCP servers can be specified. The **no** version removes the specified DHCP server or removes all DHCP servers from the list.

**Syntax** ip dhcp-server *dhcpServerAddress* [ *adminStatus* ]  
no ip dhcp-server [ *dhcpServerAddress* [ *adminStatus* ] ]

- *dhcpServerAddress*—IP address of the DHCP server that will allocate addresses for remote users
- *adminStatus*—One of the following options:
  - disable—Disables the DHCP server
  - drain—Drains the DHCP server

**Mode** Global Configuration

**Release Information** Command introduced before JUNOS Release 7.1.0.

## ip directed-broadcast

---

|                            |                                                                                                                |
|----------------------------|----------------------------------------------------------------------------------------------------------------|
| <b>Description</b>         | Enables translation of directed broadcast to physical broadcasts. The <b>no</b> version disables the function. |
| <b>Syntax</b>              | [ no ] ip directed-broadcast                                                                                   |
| <b>Mode</b>                | Interface Configuration, Profile Configuration, Subinterface Configuration                                     |
| <b>Release Information</b> | Command introduced before JUNOS Release 7.1.0.                                                                 |

## ip disable-forwarding

---

|                            |                                                                                                                                                                                                                                                                                               |
|----------------------------|-----------------------------------------------------------------------------------------------------------------------------------------------------------------------------------------------------------------------------------------------------------------------------------------------|
| <b>Description</b>         | Disables forwarding of packets on the SRP Ethernet interface to maintain router performance. The <b>no</b> version enables forwarding of packets on the SRP Ethernet interface. You see an error message if you try to set this command for interfaces other than the SRP Ethernet interface. |
| <b>Syntax</b>              | [ no ] ip disable-forwarding                                                                                                                                                                                                                                                                  |
| <b>Mode</b>                | Interface Configuration, Subinterface Configuration                                                                                                                                                                                                                                           |
| <b>Release Information</b> | Command introduced before JUNOS Release 7.1.0.                                                                                                                                                                                                                                                |

## ip domain-lookup

---

|                            |                                                                                                                                                                                                                                                                                                                                                                                                                                                                                                                                                                                                                                                      |
|----------------------------|------------------------------------------------------------------------------------------------------------------------------------------------------------------------------------------------------------------------------------------------------------------------------------------------------------------------------------------------------------------------------------------------------------------------------------------------------------------------------------------------------------------------------------------------------------------------------------------------------------------------------------------------------|
| <b>Description</b>         | Without the <b>transit-virtual-router</b> option, enables the router to query the configured DNS name servers when it needs an IP hostname-to-IP address translation. With the <b>transit-virtual-router</b> option, configures a virtual router to use the name servers you configured for another virtual router. The <b>no</b> version without the <b>transit-virtual-router</b> option restores the default situation, in which the router does not query the DNS server. The <b>no</b> version with the <b>transit-virtual-router</b> option stops a virtual router from using the same name servers you configured for another virtual router. |
| <b>Syntax</b>              | [ no ] ip domain-lookup [ transit-virtual-router <i>vrName</i> ] <ul style="list-style-type: none"><li>■ <i>vrName</i>—Name of the virtual router that has the DNS configuration you want to use for a second virtual router</li></ul>                                                                                                                                                                                                                                                                                                                                                                                                               |
| <b>Mode</b>                | Global Configuration                                                                                                                                                                                                                                                                                                                                                                                                                                                                                                                                                                                                                                 |
| <b>Release Information</b> | Command introduced before JUNOS Release 7.1.0.                                                                                                                                                                                                                                                                                                                                                                                                                                                                                                                                                                                                       |

## ip domain-name

---

**Description** Defines a default domain name for the clients that a name resolver serves. The **no** version deletes the domain name; that is, the domain name will no longer be appended to hostnames in the static host table.

**Syntax** [ no ] ip domain-name *domainName*

- *domainName*—Default domain name for your hosts

**Mode** Global Configuration

**Release Information** Command introduced before JUNOS Release 7.1.0.

## ip dos-protection-group

---

**Description** Attaches an IP denial of service (DoS) protection group to an interface. The **no** version removes the attachment of the DoS protection group from the interface.

**Syntax** ip dos-protection-group *groupName*  
no ip dos-protection-group

- *groupName*—Name of the DoS protection group; string of up to 31 alphanumeric characters

**Mode** Interface Configuration

**Release Information** Command introduced in JUNOS Release 8.1.0.

## ip dvmrp

---

**Description** Activates DVMRP on an interface. The **no** version removes DVMRP from an interface.

**Syntax** [ no ] ip dvmrp

**Mode** Interface Configuration

**Release Information** Command introduced before JUNOS Release 7.1.0.



## ip dvmrp accept-filter

---

- Description** Filters incoming DVMRP reports in accordance with a standard IP access list. The **no** version disables the filter.
- Syntax** [ no ] ip dvmrp accept-filter *listName1* [ *distance* ] neighbor-list *listName2*
- *listName1*—Name of the IP access list. If the name is 0, the interface accepts all destinations. You can specify a simple or extended access list; with an extended access list you can specify an address and a subnet mask.
  - *distance*—Number in the range 0–255; default value is 0; the distance associated with the DVMRP route when the router determines the RPF interface for the source of a multicast packet
  - *listName2*—Name of an access list containing the neighbors from which the router will accept reports. If the name is 0, the interface accepts destinations from all its neighbors.
- Mode** Interface Configuration
- Release Information** Command introduced before JUNOS Release 7.1.0.

## ip dvmrp announce-filter

---

- Description** Specifies a list of DVMRP routes that the router will advertise on an interface. The **no** version restores the default situation, in which the router advertises all known routes on the interface.
- Syntax** ip dvmrp announce-filter *listName*  
no ip dvmrp announce-filter
- *listName*—Name of the IP access list that specifies the DVMRP routes that the router will advertise on the interface. You can specify a simple or extended access list; with an extended access list you can specify an address and a subnet mask.
- Mode** Interface Configuration
- Release Information** Command introduced before JUNOS Release 7.1.0.

## ip dvmrp auto-summary

---

- Description** Summarizes routes automatically on an interface. By default, automatic summarization is enabled. The **no** version disables automatic summarization.
- Syntax** [ no ] ip dvmrp auto-summary
- Mode** Interface Configuration
- Release Information** Command introduced before JUNOS Release 7.1.0.

## ip dvmrp disable

---

**Description** Disables DVMRP on an interface without removing the DVMRP configuration. The **no** version reenables the DVMRP configuration on a disabled interface.

**Syntax** [ no ] ip dvmrp disable

**Mode** Interface Configuration

**Release Information** Command introduced before JUNOS Release 7.1.0.

## ip dvmrp metric-offset

---

**Description** Adjusts the number of hops associated with routes passing through an interface. This action indicates that the route is more efficient or less efficient than an alternative route. The **no** version restores the default values.

**Syntax** [ no ] ip dvmrp metric-offset { in | out } [ *increment* ]

- in—Increments the number of hops for a DVMRP route advertised in incoming DVMRP reports. If you do not specify a key word, this option is the default.
- out—Increments the number of hops for a DVMRP route advertised in outgoing DVMRP reports
- *increment*—Number of hops associated with this interface; default value is 1 for incoming reports and 0 for outgoing reports.

**Mode** Interface Configuration

**Release Information** Command introduced before JUNOS Release 7.1.0.

## ip dvmrp route-hog-notification

---

**Description** Sets the number of DVMRP routes that the router can record before it generates a system log warning message. The **no** version restores the default setting, 10,000 routes.

**Syntax** [ no ] ip dvmrp route-hog-notification [ *limit* ]  
*limit*—Number in the range 0–2147483647

**Mode** Global Configuration

**Release Information** Command introduced before JUNOS Release 7.1.0.

## ip dvmrp route-limit

---

**Description** Limits the number of routes that the router can advertise on each interface. The default value is 7000. The **no** version removes the limit for the number of routes that the router can advertise on each interface.

**Syntax** [ no ] ip dvmrp route-limit [ *limit* ]

- *limit*—Number of routes that the router can advertise

**Mode** Global Configuration

**Release Information** Command introduced before JUNOS Release 7.1.0.

## ip dvmrp summary-address

---

**Description** Advertises a DVMRP summary address on the interface. The **no** version stops the advertising of a summary address on an interface.

**Syntax** [ no ] ip dvmrp summary-address *ipAddress mask* [ metric *cost* ]

- *ipAddress*—Summary address
- *mask*—Subnet mask
- *cost*—Cost associated with this summary address

**Mode** Interface Configuration

**Release Information** Command introduced before JUNOS Release 7.1.0.

## ip dvmrp unicast-routing

---

**Description** Enables the exchange of DVMRP unicast routes on an interface not owned by DVMRP. The **no** version disables the exchange of DVMRP unicast routes on an interface not owned by DVMRP.

**Syntax** [ no ] ip dvmrp unicast-routing

**Mode** Interface Configuration

**Release Information** Command introduced before JUNOS Release 7.1.0.

## ip dynamic-interface-prefix

---

**Description** Specifies the prefix for the names of dynamic shared IP interfaces created for overlapping BGP/MPLS VPNs. The **no** version restores the default prefix, **dyn**.

**Syntax** ip dynamic-interface-prefix [ vrf *vrfName* ] *prefix*  
no ip dynamic-interface-prefix [ vrf *vrfName* ]

- *vrfName*—Name of the VRF in which the shared interface is created; a string of 1–32 alphanumeric characters
- *prefix*—String of 1–10 alphanumeric characters

**Mode** Global Configuration

**Release Information** Command introduced before JUNOS Release 7.1.0.

## ip explicit-path

---

**Description** Defines an explicit path by name and also enables or disables explicit path routing in implementations on routers from other vendors. See the **mpls explicit-path** command for a complete description and syntax.

## ip extcommunity-list

---

|                            |                                                                                                                                                                                                                                                                                                                                                                                                                                                                                                                                                                                                                                                                                                                                                                                                                                                                                                                                                                                                                                                                                                                                                                                                                                                                                                                                                                                                                                                       |
|----------------------------|-------------------------------------------------------------------------------------------------------------------------------------------------------------------------------------------------------------------------------------------------------------------------------------------------------------------------------------------------------------------------------------------------------------------------------------------------------------------------------------------------------------------------------------------------------------------------------------------------------------------------------------------------------------------------------------------------------------------------------------------------------------------------------------------------------------------------------------------------------------------------------------------------------------------------------------------------------------------------------------------------------------------------------------------------------------------------------------------------------------------------------------------------------------------------------------------------------------------------------------------------------------------------------------------------------------------------------------------------------------------------------------------------------------------------------------------------------|
| <b>Description</b>         | Defines an extended-community (extcommunity) list to be referenced in a route map. The <b>no</b> version deletes the extcommunity.                                                                                                                                                                                                                                                                                                                                                                                                                                                                                                                                                                                                                                                                                                                                                                                                                                                                                                                                                                                                                                                                                                                                                                                                                                                                                                                    |
| <b>Syntax</b>              | <pre>ip extcommunity-list <i>listName</i> { permit   deny }<br/>  <i>extendedCommunity</i> [ <i>extendedCommunity</i> ]*<br/><br/>no ip extcommunity-list <i>listName</i> [ { permit   deny }<br/>  <i>extendedCommunity</i> [ <i>extendedCommunity</i> ]* ]</pre> <ul style="list-style-type: none"><li>■ <i>listName</i>—Name of the extended-community list</li><li>■ permit—Permits membership in the extended community for matching conditions</li><li>■ deny—Denies membership in the extended community for matching conditions</li><li>■ <i>extendedCommunity</i>—Extended community specified in the format: {rt   soo } { <i>ASN:nn</i>   <i>ipAddress:nn</i> }<ul style="list-style-type: none"><li>■ rt—Specifies a route-target community; consists of one or more routers that can receive a set of routes advertised by BGP that carry the extended-community attribute</li><li>■ soo—Specifies a Site-of-Origin community; consists of one or more routers that injects a set of routes into BGP that carry the extended-community attribute</li><li>■ <i>ASN:nn</i>—Identifies the extended community by a 16-bit autonomous system number followed by a 32-bit integer</li><li>■ <i>ipAddress:nn</i>—Identifies the extended community identified by an IP address followed by a 16-bit integer</li></ul></li><li>■ *—Indicates that one or more parameters can be repeated multiple times in a list in the command line</li></ul> |
| <b>Mode</b>                | Global Configuration                                                                                                                                                                                                                                                                                                                                                                                                                                                                                                                                                                                                                                                                                                                                                                                                                                                                                                                                                                                                                                                                                                                                                                                                                                                                                                                                                                                                                                  |
| <b>Release Information</b> | Command introduced before JUNOS Release 7.1.0.                                                                                                                                                                                                                                                                                                                                                                                                                                                                                                                                                                                                                                                                                                                                                                                                                                                                                                                                                                                                                                                                                                                                                                                                                                                                                                                                                                                                        |

## ip fallback global

---

|                            |                                                                                                                                                                                                                                                             |
|----------------------------|-------------------------------------------------------------------------------------------------------------------------------------------------------------------------------------------------------------------------------------------------------------|
| <b>Description</b>         | Enables secondary routing table lookup for an interface in a virtual router forwarding table of the parent (global) virtual router if the initial route lookup on a VRF is unsuccessful. The <b>no</b> version discontinues secondary routing table lookup. |
| <b>Syntax</b>              | [ no ] ip fallback global                                                                                                                                                                                                                                   |
| <b>Mode</b>                | VRF Configuration                                                                                                                                                                                                                                           |
| <b>Release Information</b> | Command introduced before JUNOS Release 7.1.0.                                                                                                                                                                                                              |

## ip filter-options all

---

|                            |                                                                                                                                                                                 |
|----------------------------|---------------------------------------------------------------------------------------------------------------------------------------------------------------------------------|
| <b>Description</b>         | Enables filtering of packets with IP options on an interface. IP options filtering is disabled by default. The <b>no</b> version disables filtering of packets with IP options. |
| <b>Syntax</b>              | [ no ] ip filter-options all                                                                                                                                                    |
| <b>Mode</b>                | Interface Configuration, Profile Configuration                                                                                                                                  |
| <b>Release Information</b> | Command introduced before JUNOS Release 7.1.0.                                                                                                                                  |
| <b>Related Topics</b>      | <ul style="list-style-type: none"> <li>Enabling IP Options Filtering</li> </ul>                                                                                                 |

## ip flow-aggregation cache

---

|                            |                                                                                                                                                                                                                                                                                                                                                                                                                                            |
|----------------------------|--------------------------------------------------------------------------------------------------------------------------------------------------------------------------------------------------------------------------------------------------------------------------------------------------------------------------------------------------------------------------------------------------------------------------------------------|
| <b>Description</b>         | Creates an aggregation cache and accesses Flow Cache Configuration mode. The <b>no</b> version removes the aggregation cache and its configuration.                                                                                                                                                                                                                                                                                        |
| <b>Syntax</b>              | [ no ] ip flow-aggregation cache [ as   destination-prefix   prefix   protocol-port   source-prefix ] <ul style="list-style-type: none"> <li>as—Specifies autonomous system aggregation</li> <li>destination prefix—Specifies destination prefix aggregation</li> <li>prefix—Specifies prefix aggregation</li> <li>protocol-port—Specifies protocol port aggregation</li> <li>source-prefix—Specifies source prefix aggregation</li> </ul> |
| <b>Mode</b>                | Flow Cache Configuration, Global Configuration                                                                                                                                                                                                                                                                                                                                                                                             |
| <b>Release Information</b> | Command introduced in JUNOS Release 8.1.0.                                                                                                                                                                                                                                                                                                                                                                                                 |

## ip flow-cache entries

---

|                            |                                                                                                                                                                                                                                                                 |
|----------------------------|-----------------------------------------------------------------------------------------------------------------------------------------------------------------------------------------------------------------------------------------------------------------|
| <b>Description</b>         | Limits the number of entries in the flow cache (for all line modules in the router). The <b>no</b> version sets the number of entries back to its default value.                                                                                                |
| <b>Syntax</b>              | ip flow-cache entries <i>cacheEntries</i><br>no ip flow-cache entries <ul style="list-style-type: none"> <li><i>cacheEntries</i>—Number of cache entries allowed for all line modules in the router in the range 1024–524288; default value is 65536</li> </ul> |
| <b>Mode</b>                | Global Configuration                                                                                                                                                                                                                                            |
| <b>Release Information</b> | Command introduced before JUNOS Release 7.1.0.                                                                                                                                                                                                                  |

## ip flow-cache timeout

---

|                            |                                                                                                                                                                                                                                                                                                                                                                                                         |
|----------------------------|---------------------------------------------------------------------------------------------------------------------------------------------------------------------------------------------------------------------------------------------------------------------------------------------------------------------------------------------------------------------------------------------------------|
| <b>Description</b>         | Defines the J-Flow activity or inactivity timers. The <b>no</b> version restores the default value of each timer.                                                                                                                                                                                                                                                                                       |
| <b>Syntax</b>              | <pre>ip flow-cache timeout { active <i>activeTimer</i>   inactive <i>inactiveTimer</i> }<br/>no ip flow-cache timeout { active   inactive }</pre> <ul style="list-style-type: none"><li>■ <i>activeTimer</i>—Value of activity timer in the range 0–60 minutes; default value is 30</li><li>■ <i>inactiveTimer</i>—Value of inactivity timer in the range 10–600 seconds; default value is 15</li></ul> |
| <b>Mode</b>                | Global Configuration                                                                                                                                                                                                                                                                                                                                                                                    |
| <b>Release Information</b> | Command introduced before JUNOS Release 7.1.0.                                                                                                                                                                                                                                                                                                                                                          |

## ip flow-export

---

|                            |                                                                                                                                                                                                                                                                                                                                                                                                                                                                                                                                                                                                                                                                                                                                                                                                                                                                                                                                                                                                                                                                                                                                                                                                                                                                                  |
|----------------------------|----------------------------------------------------------------------------------------------------------------------------------------------------------------------------------------------------------------------------------------------------------------------------------------------------------------------------------------------------------------------------------------------------------------------------------------------------------------------------------------------------------------------------------------------------------------------------------------------------------------------------------------------------------------------------------------------------------------------------------------------------------------------------------------------------------------------------------------------------------------------------------------------------------------------------------------------------------------------------------------------------------------------------------------------------------------------------------------------------------------------------------------------------------------------------------------------------------------------------------------------------------------------------------|
| <b>Description</b>         | Defines J-Flow export values for the IP flow. The <b>no</b> version removes the export setting.                                                                                                                                                                                                                                                                                                                                                                                                                                                                                                                                                                                                                                                                                                                                                                                                                                                                                                                                                                                                                                                                                                                                                                                  |
| <b>Syntax</b>              | <pre>[ no ] ip flow-export { <i>hostName</i>   <i>ipAddress</i> } <i>udpPort</i> version 5 [ <i>peer-as</i>   <i>origin-as</i> ]<br/>[ no ] ip flow-export destination { <i>hostName</i>   <i>ipAddress</i> } <i>udpPort</i><br/>[ no ] ip flow-export source <i>interfaceType</i> <i>interfaceSpecifier</i><br/>[ no ] ip flow-export version 5 [ <i>peer-as</i>   <i>origin-as</i> ]</pre> <ul style="list-style-type: none"><li>■ <i>hostName</i>—Name of the remote host for outgoing export datagrams</li><li>■ <i>ipAddress</i>—IP address of the export destination host</li><li>■ <i>udpPort</i>—UDP port number</li><li>■ version 5—Specifies version 5 of the J-Flow statistical information</li><li>■ <i>peer-as</i>—Exports peer-as information</li><li>■ <i>origin-as</i>—Exports origin-as information</li><li>■ destination—Specifies destination for outgoing export datagrams</li><li>■ source—Specifies source interface for outgoing export datagrams</li><li>■ <i>interfaceType</i>—Interface type; see <i>Interface Types and Specifiers</i> in <i>About This Guide</i></li><li>■ <i>interfaceSpecifier</i>—Particular interface; format varies according to interface type; see <i>Interface Types and Specifiers</i> in <i>About This Guide</i></li></ul> |
| <b>Mode</b>                | Global Configuration                                                                                                                                                                                                                                                                                                                                                                                                                                                                                                                                                                                                                                                                                                                                                                                                                                                                                                                                                                                                                                                                                                                                                                                                                                                             |
| <b>Release Information</b> | Command introduced before JUNOS Release 7.1.0.                                                                                                                                                                                                                                                                                                                                                                                                                                                                                                                                                                                                                                                                                                                                                                                                                                                                                                                                                                                                                                                                                                                                                                                                                                   |

## ip flow-sampling-mode packet-interval

**Description** Defines the sampling interval for an interface that is running J-Flow. Even though each flow is sampled, the flow sample is not necessarily cached because of system constraints. The **no** version returns the sampling interval to the default value.



**NOTE:** For interfaces on the ES2 10G LM with either the ES2-S1 GE-8 IOA or the ES2-S2 10GE PR IOA on E120 routers and E320 routers, J-Flow adjusts the maximum sampling interval to 8,388,608 (decimal equivalent of 0x800000) and changes the sampling interval to the closest integer that is a power of two and that is less than or equal to the configured value.

**Syntax** ip flow-sampling-mode packet-interval *intervalValue*  
 no ip flow-sampling-mode packet-interval

- *intervalValue*—Sampling interval, in the range 1–4000000000 packets; default value is 4000000000

**Mode** Global Configuration

**Release Information** Command introduced before JUNOS Release 7.1.0.

## ip flow statistics

**Description** Enables J-Flow statistics. The **no** version disables J-Flow statistics.

**Syntax** [ no ] ip flow statistics

**Mode** Global Configuration

**Release Information** Command introduced before JUNOS Release 7.1.0.

## ip ftp source-address

**Description** Specifies an operational interface by IP address as the source interface in FTP packets sent via the router's FTP client. The **no** version restores the source address in the FTP packets to that on which the FTP connection is made.

**Syntax** ip ftp source-address *sourceAddress*  
 no ip ftp source-address [ *sourceAddress* ]

- *sourceAddress*—Source IP address

**Mode** Global Configuration

**Release Information** Command introduced before JUNOS Release 7.1.0.



## ip ftp source-interface

---

**Description** Identifies an interface by type and location as the source interface in FTP packets sent via the router's FTP client. The **no** version restores the source address in the FTP packets to that on which the FTP connection is made.

**Syntax** ip ftp source-interface *interfaceType interfaceSpecifier*  
no ip ftp source-interface [ *interfaceType interfaceSpecifier* ]

- *interfaceType*—Interface type; see *Interface Types and Specifiers* in *About This Guide*
- *interfaceSpecifier*—Particular interface; format varies according to interface type; see *Interface Types and Specifiers* in *About This Guide*

**Mode** Global Configuration

**Release Information** Command introduced before JUNOS Release 7.1.0.

## ip-hint

---

**Description** When enabled, the E-series router preallocates an IP address for the remote (B-RAS) user before calling authentication. The address is then passed as a hint in the authentication request to the RADIUS server. The **no** version disables the feature.

**Syntax** ip-hint { enable | disable }  
no ip-hint

- enable—Specifies the feature
- disable—Disables the feature; this is the default setting

**Mode** Domain Map Configuration

**Release Information** Command introduced before JUNOS Release 7.1.0.

## ip http

---

**Description** Creates the HTTP local server. The **no** version deletes the HTTP local server.

**Syntax** [ no ] ip http

**Mode** Global Configuration

**Release Information** Command introduced in JUNOS Release 7.2.0.

## ip http access-class

---

|                            |                                                                                                                                                                                                                                |
|----------------------------|--------------------------------------------------------------------------------------------------------------------------------------------------------------------------------------------------------------------------------|
| <b>Description</b>         | Specifies the standard IP access list that identifies the subscribers who are authorized to connect to the HTTP local server. The <b>no</b> version removes the association between the access list and the HTTP local server. |
| <b>Syntax</b>              | <pre>ip http access-class <i>listName</i> no ip http access-class</pre> <ul style="list-style-type: none"> <li>■ <i>listName</i>—Name of the access list</li> </ul>                                                            |
| <b>Mode</b>                | Global Configuration                                                                                                                                                                                                           |
| <b>Release Information</b> | Command introduced in JUNOS Release 7.2.0.                                                                                                                                                                                     |

## ip http max-connection-time

---

|                            |                                                                                                                                                                                                                                                        |
|----------------------------|--------------------------------------------------------------------------------------------------------------------------------------------------------------------------------------------------------------------------------------------------------|
| <b>Description</b>         | Specifies the maximum time that the HTTP local server maintains an inactive connection. The <b>no</b> version restores the default time.                                                                                                               |
| <b>Syntax</b>              | <pre>ip http max-connection-time <i>seconds</i> no ip http max-connection-time</pre> <ul style="list-style-type: none"> <li>■ <i>seconds</i>—Either 0 (unlimited) or the number of seconds in the range 3–7200; default value is 30 seconds</li> </ul> |
| <b>Mode</b>                | Global Configuration                                                                                                                                                                                                                                   |
| <b>Release Information</b> | Command introduced in JUNOS Release 7.2.0.                                                                                                                                                                                                             |

## ip http port

---

|                            |                                                                                                                                                                                                  |
|----------------------------|--------------------------------------------------------------------------------------------------------------------------------------------------------------------------------------------------|
| <b>Description</b>         | Specifies the port on which the HTTP local server receives connection attempts. The <b>no</b> version restores the default port number.                                                          |
| <b>Syntax</b>              | <pre>ip http port <i>portNumber</i> no ip http port</pre> <ul style="list-style-type: none"> <li>■ <i>portNumber</i>—Number of the port, in the range 0–65535; the default is port 80</li> </ul> |
| <b>Mode</b>                | Global Configuration                                                                                                                                                                             |
| <b>Release Information</b> | Command introduced in JUNOS Release 7.2.0.                                                                                                                                                       |

## ip http redirectUrl

---

**Description** Specifies the URL to which a subscriber's initial Web browser session is redirected, enabling initial provisioning and service selection for the subscriber. The **no** version removes the redirection action.

**Syntax** ip http redirectUrl *url*  
no ip http redirectUrl

- *url*—Name of the URL; 64 characters maximum

**Mode** Interface Configuration, Profile Configuration, Subinterface Configuration

**Release Information** Command introduced in JUNOS Release 7.2.0.

## ip http same-host-limit

---

**Description** Specifies the maximum number of connections that can exist between one IP address and the HTTP local server. The **no** version restores the default number of allowed connections.

**Syntax** ip http same-host-limit *maxConnections*  
no ip http same-host-limit

- *maxConnections*—Maximum number of connections allowed, in the range 0–1000; the default is 3

**Mode** Global Configuration

**Release Information** Command introduced in JUNOS Release 7.2.0.

## ip http server

---

**Description** Enables the HTTP local server. The **no** version disables the HTTP local server.

**Syntax** [ no ] ip http server

- *server*—Enables the HTTP local server

**Mode** Global Configuration

**Release Information** Command introduced in JUNOS Release 7.2.0.

## ip icmp update-source

---

**Description** Specifies a unique source address or interface for any ICMP messages that the E-series router generates. The **no** version removes the unique source specification.

**Syntax** `ip icmp update-source [ vrf vrfName ] { interfaceType interfaceSpecifier | ipAddress }`  
`no ip icmp update-source [ vrf vrfName ] [ interfaceType interfaceSpecifier | ipAddress ]`

- *vrfName*—Name of the VRF; string of 1–32 alphanumeric characters
- *interfaceType*—Interface type; see *Interface Types and Specifiers* in *About This Guide*
- *interfaceSpecifier*—Particular interface; format varies according to interface type; see *Interface Types and Specifiers* in *About This Guide*
- *ipAddress*—IP address of an E-series interface over which you want to send ICMP messages

**Mode** Global Configuration

**Release Information** Command introduced before JUNOS Release 7.1.0.

## ip igmp

---

**Description** Enables IGMP on an interface, and sets the IGMP version to IGMPv2. The **no** version disables IGMP on an interface.

**Syntax** `[ no ] ip igmp`

**Mode** Interface Configuration, Profile Configuration

**Release Information** Command introduced before JUNOS Release 7.1.0.

## ip igmp access-group

---

**Description** Restricts hosts on this subnet to joining multicast groups on the specified IP access list. The **no** version removes the association with the specified access list and allows hosts on the subnet to join any multicast group.

**Syntax** `ip igmp access-group accessListName`  
`no ip igmp access-group`

- *accessListName*—Name of the access list; a string of up to 32 characters

**Mode** Interface Configuration, Profile Configuration

**Release Information** Command introduced before JUNOS Release 7.1.0.

## ip igmp access-source-group

---

**Description** Restricts hosts on this subnet to membership in those source-groups (also known as “channels”) permitted by the specified IP access list. The **no** version removes any access list restriction.

**Syntax** ip igmp access-source-group *accessListName*  
no ip igmp access-source-group

- *accessListName*—Name of the access list; a string of up to 32 characters

**Mode** Interface Configuration, Profile Configuration

**Release Information** Command introduced before JUNOS Release 7.1.0.

## ip igmp apply-oif-map

---

**Description** Applies the specified outgoing interface (OIF) map to the current interface. The **no** version removes the outgoing interface map association from the interface.

**Syntax** ip igmp apply-oif-map *mapName*  
no ip igmp apply-oif-map

- *mapName*—Name of the OIF map

**Mode** Interface Configuration, Profile Configuration

**Release Information** Command introduced before JUNOS Release 7.1.0.

## ip igmp explicit-tracking

---

**Description** Enables explicit host tracking for IGMP interfaces. The **no** version disables explicit host tracking on the interface or with the **disable-if-igmp-v2-detected** keyword reverts to the default explicit host tracking.

**Syntax** [ no ] ip igmp explicit-tracking [ disable-if-igmp-v2-detected ]

- **disable-if-igmp-v2-detected**—Disables explicit host tracking if IGMP V2 hosts detected on IGMP V3 interfaces

**Mode** Interface Configuration, Profile Configuration

**Release Information** Command introduced in JUNOS Release 8.2.0.

## ip igmp group limit

---

**Description** Limits the number of IGMP groups that an interface can accept. The **no** version restores the default situation, in which there is no limit to the number of IGMP groups that the interface accepts.

**Syntax** ip igmp group limit *groupLimit*  
no ip igmp group limit

- *groupLimit*—Maximum number of IGMP groups that an interface can accept in the range 0–64,000

**Mode** Interface Configuration, Profile Configuration

**Release Information** Command introduced before JUNOS Release 7.1.0.

## ip igmp immediate-leave

---

**Description** Removes an interface immediately when the router receives an leave group membership message from the host associated with this interface. The **no** version restores the default situation, in which the router issues query messages to multicast groups and removes an interface if the associated host does not return a group membership report within a certain length of time.



**CAUTION:** Issue this command only on IGMPv2 interfaces to which one IGMP client is connected. Do not issue this command to interfaces to which more than one IGMP client is connected.

**Syntax** [ no ] ip igmp immediate-leave

**Mode** Interface Configuration, Profile Configuration

**Release Information** Command introduced before JUNOS Release 7.1.0.

## ip igmp last-member-query-interval

---

**Description** Specifies in tenths of a second the maximum time the router waits for a response after sending a last member query. The router sends a last member query when it receives an IGMPv2 leave message or an IGMPv3 state change report. The **no** version restores the default value, 10 tenths of a second (1 second).

**Syntax** ip igmp last-member-query-interval *tenthsOfaSecond*  
no ip igmp last-member-query-interval

- *tenthsOfaSecond*—Time interval between receipt of an IGMP leave message and sending out of a query in the range 1–254 tenths of a second. Using a lower value allows members to leave groups more quickly.

**Mode** Interface Configuration, Profile Configuration

**Release Information** Command introduced before JUNOS Release 7.1.0.

## ip igmp oif-map

---

- Description** Creates an outgoing interface (OIF) map. The **no** version removes an outgoing interface map attribute or the entire outgoing interface map.
- Syntax** [ no ] ip igmp oif-map *mapName* { *interfaceType interfaceSpecifier* | self }  
[ *groupPrefix* [ *sourcePrefix* ] ]
- *mapName*—Name of the OIF map
  - *interfaceType*—Interface type; see *Interface Types and Specifiers* in *About This Guide*
  - *interfaceSpecifier*—Particular interface; format varies according to interface type; see *Interface Types and Specifiers* in *About This Guide*
  - self—Specifies that the multicast outgoing interface is the same as IGMP join interface
  - *groupPrefix*—Group prefix in the form *ipAddress/maskLength*
  - *sourcePrefix*—Source prefix in the form *ipAddress/maskLength*
- Mode** Global Configuration
- Release Information** Command introduced before JUNOS Release 7.1.0.

## ip igmp promiscuous

---

- Description** Enables the specified interface to accept IGMP reports from hosts on any subnet. The **no** version specifies that an IGMP interface should use the Router Configuration mode setting (see the **igmp promiscuous** command) to determine from which subnets it can accept IGMP reports.
- Syntax** ip igmp promiscuous { on | off }  
no ip igmp promiscuous
- on—Enables the interface to accept IGMP reports from hosts on any subnet
  - off—Allows the interface to accept IGMP reports only from hosts on subnets associated with this interface
- Mode** Interface Configuration, Profile Configuration
- Release Information** Command introduced before JUNOS Release 7.1.0.

## ip igmp-proxy

---

**Description** Enables IGMP proxy on an interface and specifies the version. Version 2 is enabled by default. The **no** version disables IGMP proxy for an interface.

**Syntax** [ no ] ip igmp-proxy [ version { 2 | 3 } ]

- 2—Specifies IGMP proxy version 2
- 3—Specifies IGMP proxy version 3

**Mode** Interface Configuration

**Release Information** Command introduced before JUNOS Release 7.1.0.

## ip igmp-proxy unsolicited-report-interval

---

**Description** Specifies how often the upstream interface should transmit unsolicited reports. This command has no effect on interfaces other than the upstream value. The **no** version transmits unsolicited reports using the default value, 400 tenths of a second.



**NOTE:** Issue this command only on the upstream interface. Otherwise, this command will have no effect.

**Syntax** ip igmp-proxy unsolicited-report-interval *tenths-of-a-second*  
 no ip igmp-proxy unsolicited-report-interval

- *tenths-of-a-seconds*—Time interval at which the interface transmits unsolicited reports

**Mode** Interface Configuration

**Release Information** Command introduced before JUNOS Release 7.1.0.

## ip igmp-proxy V1-router-present-time

---

**Description** Specifies how long the router assumes that there is an IGMPv1 querier router on the subnet after the router receives an IGMP V1 query on this interface. The **no** version restores the default value, 10 seconds.

**Syntax** ip igmp-proxy V1-router-present-time *seconds*  
 no ip igmp-proxy V1-router-present-time

- *seconds*—Time for which the router assumes that there is an IGMPv1 querier router on the subnet after the router receives an IGMP V1 query on this interface

**Mode** Interface Configuration

**Release Information** Command introduced before JUNOS Release 7.1.0.



## ip igmp querier

---

**Description** Specifies that the interface will act as a querier when you configure IGMPv1 on an interface; this is the default behavior. The **no** version specifies that this interface will not issue query packets.



**NOTE:** This command is valid only for interfaces configured with IGMPv1.

---

**Syntax** [ no ] ip igmp querier

**Mode** Interface Configuration, Profile Configuration

**Release Information** Command introduced before JUNOS Release 7.1.0.

## ip igmp querier-timeout

---

**Description** Sets the time that the interface waits before declaring itself as the querier. The **no** version restores the default value, twice the query interval.

**Syntax** ip igmp querier-timeout *seconds*

no ip igmp querier-timeout

- *seconds*—Time interval between the last query from the previous router and the first query from this interface

**Mode** Interface Configuration, Profile Configuration

**Release Information** Command introduced before JUNOS Release 7.1.0.

## ip igmp query-interval

---

**Description** Sets how often the router sends IGMP host-query packets from this interface. The **no** version restores the default value, 125 seconds.

**Syntax** ip igmp query-interval *seconds*

no ip igmp query-interval

- *seconds*—Polling interval in the range 0–65535 seconds

**Mode** Interface Configuration, Profile Configuration

**Release Information** Command introduced before JUNOS Release 7.1.0.

## ip igmp query-max-response-time

---

**Description** Specifies the period in tenths of a second during which the host is expected to respond to an IGMP query. IGMP version 2 includes this value in IGMP query messages sent out on the interface. You cannot set this value on interfaces running IGMP version 1. The **no** version restores the default value, 10 tenths of a second (1 second).

**Syntax** ip igmp query-max-response-time *tenthsOfaSecond*  
no ip igmp query-max-response-time

- *tenthsOfaSecond*—Time interval between receipt of an IGMP query and the response; in the range 1–254 tenths of a second.

**Mode** Interface Configuration, Profile Configuration

**Release Information** Command introduced before JUNOS Release 7.1.0.

## ip igmp robustness

---

**Description** Specifies the number of times that the router sends IGMP group-specific queries before declaring a group to no longer have any members on an interface. The **no** version restores the default value, 3.

**Syntax** ip igmp robustness *numberOfMessages*  
no ip igmp robustness

- *numberOfMessages*—Number of times that the router sends IGMP group-specific queries in the range 1–4

**Mode** Interface Configuration, Profile Configuration

**Release Information** Command introduced before JUNOS Release 7.1.0.

## ip igmp ssm-map enable

---

**Description** Enables SSM mapping on the router. SSM mapping statically assigns sources to IGMPv1 and IGMPv2 groups. You must use SSM mapping for IGMPv1 and IGMPv2 hosts to interoperate with PIM SSM. SSM mapping allows the router to use a statically configured list to translate (\*,G) memberships to (S,G) memberships. The **no** version disables the SSM map.

**Syntax** [ no ] ip igmp ssm-map enable

**Mode** Privileged Exec, User Exec

**Release Information** Command introduced before JUNOS Release 7.1.0.

## ip igmp ssm-map static

---

**Description** Specifies an access list and source address for use in SSM mapping. SSM mapping statically assigns sources to IGMPv1 and IGMPv2 groups. You must use SSM mapping for IGMPv1 and IGMPv2 hosts to interoperate with PIM SSM. SSM mapping allows the router to use a statically configured list to translate (\*,G) memberships to (S,G) memberships. The **no** version removes the SSM map association.

**Syntax** [ no ] ip igmp ssm-map static *accessListName* *sourceAddress*

- *accessListName*—Name of the access control list
- *sourceAddress*—Address of the source

**Mode** Privileged Exec, User Exec

**Release Information** Command introduced before JUNOS Release 7.1.0.

## ip igmp static-exclude

---

**Description** Specifies that an interface not handle multicast traffic for one or more (S,G) combinations. The **no** version removes the (S,G) exclusion from the interface.

**Syntax** [ no ] ip igmp static-exclude *sourceAddress* *groupAddress*

- *sourceAddress*—Address of the source
- *groupAddress*—Address of the group

**Mode** Interface Configuration, Profile Configuration

**Release Information** Command introduced before JUNOS Release 7.1.0.

## ip igmp static-group

---

**Description** Assigns an interface to handle all multicast traffic for a group. The interface sets no timers for this group. The **no** version removes the group from the interface.

**Syntax** [ no ] ip igmp static-group *groupAddress*

- *groupAddress*—Address of the group

**Mode** Interface Configuration, Profile Configuration

**Release Information** Command introduced before JUNOS Release 7.1.0.

## ip igmp static-include

---

|                            |                                                                                                                                                                                                                           |
|----------------------------|---------------------------------------------------------------------------------------------------------------------------------------------------------------------------------------------------------------------------|
| <b>Description</b>         | Assigns an interface to handle multicast traffic for one or more (S,G) combinations. The <b>no</b> version removes the (S,G) association from the interface.                                                              |
| <b>Syntax</b>              | [ no ] ip igmp static-include <i>sourceAddress</i> <i>groupAddress</i> <ul style="list-style-type: none"> <li>■ <i>sourceAddress</i>—Address of the source</li> <li>■ <i>groupAddress</i>—Address of the group</li> </ul> |
| <b>Mode</b>                | Interface Configuration, Profile Configuration                                                                                                                                                                            |
| <b>Release Information</b> | Command introduced before JUNOS Release 7.1.0.                                                                                                                                                                            |

## ip igmp version

---

|                            |                                                                                                                                                                                                                                                                                                                                           |
|----------------------------|-------------------------------------------------------------------------------------------------------------------------------------------------------------------------------------------------------------------------------------------------------------------------------------------------------------------------------------------|
| <b>Description</b>         | Sets the IGMP version for the interface. The <b>no</b> version restores the default value, IGMPv2.                                                                                                                                                                                                                                        |
| <b>Syntax</b>              | ip igmp version { 3   2   1   passive }<br>no ip igmp version <ul style="list-style-type: none"> <li>■ 3—Specifies IGMP version 3</li> <li>■ 2—Specifies IGMP version 2</li> <li>■ 1—Specifies IGMP version 1</li> <li>■ passive—Configures a mapped OIF as a passive interface with only multicast-data-forwarding capability</li> </ul> |
| <b>Mode</b>                | Interface Configuration, Profile Configuration                                                                                                                                                                                                                                                                                            |
| <b>Release Information</b> | Command introduced before JUNOS Release 7.1.0.                                                                                                                                                                                                                                                                                            |

## ip ignore-df-bit

---

|                            |                                                                                                                                                                                                                                                                                                           |
|----------------------------|-----------------------------------------------------------------------------------------------------------------------------------------------------------------------------------------------------------------------------------------------------------------------------------------------------------|
| <b>Description</b>         | Specifies that the router ignores the don't-fragment bit if present in the IP header of packets crossing the configured interface; the router then fragments packets even if the bit is present. The <b>no</b> version restores the default behavior, which is to consider the DF bit before fragmenting. |
| <b>Syntax</b>              | [ no ] ip ignore-df-bit                                                                                                                                                                                                                                                                                   |
| <b>Mode</b>                | Interface Configuration, Profile Configuration                                                                                                                                                                                                                                                            |
| <b>Release Information</b> | Command introduced before JUNOS Release 7.1.0.                                                                                                                                                                                                                                                            |

## ip inactivity-timer

---

**Description** Configures an inactivity timer. Dynamically created subscriber interfaces that are inactive for a period exceeding the specified timer value are deleted. The **no** version disables the timer.

**Syntax** [ no ] ip inactivity-timer *inactiveTime*

- *inactiveTime*—Length of time in the range 0–63335 minutes; a value of 0 specifies that dynamically created subscriber interfaces are not deleted

**Mode** Interface Configuration, Profile Configuration

**Release Information** Command introduced before JUNOS Release 7.1.0.

## ip initial-sequence-preference

---

**Description** Configures the warm restart replay preference for an IP interface after a high availability switchover. The **no** version restores the default value.

**Syntax** ip initial-sequence-preference *preference*  
no ip initial-sequence-preference

- *preference*—Preference value, 0 or 1; 1 indicates highest preference; default value is 0

**Mode** Subinterface Configuration

**Release Information** Command introduced in JUNOS Release 8.1.0.

## ip inspect alert-off

---

**Description** Disables the inspect alert control. The **no** version returns the alert control to its default value, enabled.

**Syntax** [ no ] ip inspect alert-off

**Mode** Global Configuration

**Release Information** Command introduced before JUNOS Release 7.1.0.

## ip inspect audit-trail

---

**Description** Enables the inspect audit trail control. The **no** version disables the audit trail.

**Syntax** [ no ] ip inspect audit-trail

**Mode** Global Configuration

**Release Information** Command introduced before JUNOS Release 7.1.0.

## ip inspect dns-timeout

---

**Description** Defines the DNS timeout value for DNS flows. The **no** version restores the default value, 5 seconds.

**Syntax** ip inspect dns-timeout *timerValue*  
no ip inspect dns-timeout

- *timerValue*—Number of seconds in the range 1–65535; default value is 5

**Mode** Global Configuration

**Release Information** Command introduced before JUNOS Release 7.1.0.

## ip inspect icmp idle-time

---

**Description** Defines the idle-time value for ICMP flows. The **no** version restores the default value, 10 seconds.

**Syntax** ip inspect icmp idle-time *timerValue*  
no ip inspect icmp idle-time

- *timerValue*—Number of seconds in the range 1–65535; default value is 10

**Mode** Global Configuration

**Release Information** Command introduced before JUNOS Release 7.1.0.

## ip inspect max-incomplete

---

**Description** Defines the number of half-open (incomplete) sessions that will cause the router to start deleting half-complete sessions (the high value) and stop deleting half-complete sessions (the low value). The **no** version restores the default value.

**Syntax** ip inspect max-incomplete { high | low } *limitValue*  
no ip inspect max-incomplete { high | low }

- *limitValue*—Maximum number of incomplete connections in the following ranges and defaults:
  - high—Range is 1–65535; default value is 500
  - low—Range is 1–65535; default value is 400

**Mode** Global Configuration

**Release Information** Command introduced before JUNOS Release 7.1.0.

## ip inspect name

---

**Description** Creates and defines an inspection list. The **no** version deletes the inspection list.

**Syntax** ip inspect name *inspectName*  
{ dns | ftp | http | https | icmp | pop-2 | pop-3 | rtsp | smtp | ssh | tcp | telnet | udp }  
[ alert { on | off } ] [ audit-trail { on | off } ] [ timeout *timeoutValue* ]  
  
no ip inspect name *inspectName*  
[ dns | ftp | http | https | icmp | pop-2 | pop-3 | rtsp | smtp | ssh | tcp | telnet | udp ]  
[ alert [ on | off ] ] [ audit-trail [ on | off ] ] [ timeout [ *timeoutValue* ] ]

- *inspectName*—Name of the inspection list
- dns—Configures the Domain Name Server application in the inspection list
- ftp—Configures File Transfer Protocol in the inspection list
- http—Configures Hypertext Transfer Protocol in the inspection list
- https—Configures Hypertext Transfer Protocol-Secure in the inspection list
- icmp—Configures Internet Control Message Protocol in the inspection list
- pop-2—Configures Post Office Protocol-2 in the inspection list
- pop-3—Configures Post Office Protocol-3 in the inspection list
- rtsp—Configures Real-Time Streaming Protocol and realAudio in the inspection list
- smtp—Configures Simple Mail Transfer Protocol in the inspection list
- ssh—Configures the Secure Shell application in the inspection list
- tcp—Configures Transfer Control Protocol in the inspection list
- telnet—Configures the Telnet application in the inspection list
- udp—Configures User Datagram Protocol in the inspection list
- alert—Overrides the alert log setting on the virtual router
- audit-trail—Overrides the audit trail log setting on the virtual router
- *timeoutValue*—Specifies a timeout value that overrides the idle timeout for the specified application; range is 5–43200; default value is 3600

**Mode** Global Configuration

**Release Information** Command introduced before JUNOS Release 7.1.0.

## ip inspect one-minute

---

**Description** Defines the connection establishment rate at which the router starts deleting half-complete sessions (the high value) and stops deleting half-complete sessions (the low value). The **no** version restores the default value.

**Syntax** ip inspect one-minute { high | low } *limitValue*  
 no ip inspect one-minute { high | low }

- *limitValue*—Maximum number of incomplete connections in the following ranges and defaults:
  - high—Range is 1–65535; default value is 500
  - low—Range is 1–65535; default value is 400

**Mode** Global Configuration

**Release Information** Command introduced before JUNOS Release 7.1.0.

## ip inspect tcp

---

**Description** Defines the synwait timer, finwait timer, or idle-time value for TCP flows. The **no** version restores the default value.

**Syntax** ip inspect tcp { finwait-time | idle-time | synwait-time } *timerValue*  
 no ip inspect tcp { finwait-time | idle-time | synwait-time }

- *timerValue*—Number of seconds in the following ranges and defaults for each timer:
  - finwait-time—Range is 1–65535; default value is 5
  - idle-time—Range is 1–65535; default value is 3000
  - synwait-time—Range is 1–65535; default value is 30

**Mode** Global Configuration

**Release Information** Command introduced before JUNOS Release 7.1.0.



## ip inspect tcp max-incomplete host

---

**Description** Defines the maximum number of half-complete TCP sessions that the router allows to the same destination before it begins removing sessions. This command also specifies an amount of time that the router disallows connection to affected hosts after removing sessions to those hosts. The **no** version restores the default value.

**Syntax** ip inspect tcp max-incomplete host *number* [ block-time *timerValue* ]  
no ip inspect max-incomplete host

- *number*—Number of half-complete TCP sessions that the router allows to the same destination, in the range 1–5000; default value is 250 sessions
- *timerValue*—Amount of time, in the range 0–36000 minutes, that the router disallows connection to affected hosts after removing sessions to those hosts; default value is 0 minutes

**Mode** Global Configuration

**Release Information** Command introduced before JUNOS Release 7.1.0.

## ip inspect udp idle-time

---

**Description** Defines the idle-time value for UDP flows. The **no** version restores the default value, 30 seconds.

**Syntax** ip inspect udp idle-time *timerValue*  
no ip inspect udp idle-time

- *timerValue*—Number of seconds in the range 1–65535; default value is 30

**Mode** Global Configuration

**Release Information** Command introduced before JUNOS Release 7.1.0.

## ip inspection

---

**Description** Associates an inspection list with the inbound or outbound side of the IP interface. The router applies the rules of the associated inspection list to all of the packets it receives on this interface. The **no** version removes the inspection list association with this interface.

**Syntax** [ no ] ip inspection *inspectName* { in | out }  
■ *inspectName*—Text string in the range 1–32 characters that specifies the name of the inspection list

**Mode** Interface Configuration, Profile Configuration

**Release Information** Command introduced before JUNOS Release 7.1.0.

## ip interface

---

**Description** This command has only a **no** version. See the **no ip interface** command for a complete description and syntax.

## ip irdp

---

**Description** Enables ICMP Router Discovery Protocol processing on an interface. The **no** version disables IRDP routing.

**Syntax** [ no ] ip irdp

**Mode** Interface Configuration, Subinterface Configuration

**Release Information** Command introduced before JUNOS Release 7.1.0.

## ip local alias

---

**Description** Specifies an alias for a local address pool. The **no** version deletes the alias name.

**Syntax** ip local alias *aliasName* pool-name *poolName*

[ no ] ip local alias *aliasName*

- *aliasName*—Text string in the range 1–16 characters that defines an alias name for the local address pool
- *poolName*—Text string in the range 1–16 characters that is the name of the local address pool

**Mode** Global Configuration

**Release Information** Command introduced before JUNOS Release 7.1.0.

## ip local pool

---

**Description** Specifies the pool name, the starting address, the ending address, group name, the utilization threshold, and the SNMP trap flag. The **no** version deletes a local pool.

**Syntax** [ no ] ip local pool *name* [ *startIp*Address [ *endIp*Address ] ]  
[ warning *highUtilization* *abatedUtilization* ] [ snmpTrap ]

- *name*—Text string in the range 1–16 characters that defines the name of the local address *pool*
- *startIp*Address—Starting IP address in the local address pool
- *endIp*Address—Ending IP address in the local address pool
- warning—Specifies one of the following utilization warnings:
  - *highUtilization*—High utilization value; a number in the range 1–100; default value is 85
  - *abatedUtilization*—Abated utilization value; a number in the range 1–100; default value is 75
- snmpTrap—Enables SNMP pool utilization traps

**Mode** Global Configuration

**Release Information** Command introduced before JUNOS Release 7.1.0.

## ip local pool snmpTrap

---

**Description** Enables SNMP pool utilization traps. The **no** version disables SNMP pool utilization traps.

**Syntax** [ no ] ip local pool *name* snmpTrap

- *name*—Text string in the range 1–16 characters that defines the name of the local address *pool*

**Mode** Global Configuration

**Release Information** Command introduced before JUNOS Release 7.1.0.

## ip local pool warning

---

**Description** Identifies the warning threshold values. The **no** version resets the thresholds to their default values.

**Syntax** `ip local pool name warning highUtilization abatedUtilization [ snmpTrap ]`  
`no ip local pool name warning [ highUtilization abatedUtilization ]`

- *name*—Text string in the range 1–16 characters that defines the name of the local address *pool*
- *highUtilization*—High utilization value; a number in the range 1–100; default value is 85
- *abatedUtilization*—Abated utilization value; a number in the range 1–100; default value is 75
- *snmpTrap*—Enables snmp pool utilization traps

**Mode** Global Configuration

**Release Information** Command introduced before JUNOS Release 7.1.0.

## ip local shared-pool

---

**Description** Configures a shared local address pool that shares addresses from the specified DHCP local server address pool in the same virtual router. The **no** version deletes the shared local address pool.

**Syntax** `ip local shared-pool localPoolName dhcpPoolName`  
`no ip local shared-pool localPoolName`

- *localPoolName*—Text string in the range 1–16 characters that defines the name of the shared local address pool that obtains addresses from a DHCP local server address pool.
- *dhcpPoolName*—Text string in the range 1–64 characters that defines the name of the DHCP local address pool that provides addresses to the shared local address pool.

**Mode** Global Configuration

**Release Information** Command introduced before JUNOS Release 7.1.0.

## ip mac-validate

---

**Description** Enables MAC address validation on a per interface basis. When MAC address validation is enabled, the router checks the entry in the MAC validation table that corresponds to the IP source address of an incoming packet. The MAC source address of the packet must match the MAC source address of the table entry for the router to forward the packet. The **no** version disables the feature.

**Syntax** ip mac-validate [ strict | loose ]  
no ip mac-validate

- strict—Prevents transmission of IP packets that do not reside in the validation table
- loose—Allows IP packets to pass through even though the packets do not have entries in the validation table; only packets that have matching IP-MAC pair entries in the table are validated

**Mode** Interface Configuration

**Release Information** Command introduced before JUNOS Release 7.1.0.

## ip mask-reply

---

**Description** Enables ICMP netmask reply. The **no** version disables the feature.

**Syntax** [ no ] ip mask-reply

**Mode** Interface Configuration, Subinterface Configuration

**Release Information** Command introduced before JUNOS Release 7.1.0.

## ip match-policy-list

---

**Description** Creates an IP policy list and launches the policy list configuration mode. The **no** version deletes the policy list.

**Syntax** [ no ] ip match-policy-list *policyList* { permit | deny }

- *policyList*—Name of the policy list
- permit—Defines the policy list as a permit
- deny—Defines the policy list as a deny

**Mode** Global Configuration

**Release Information** Command introduced before JUNOS Release 7.1.0.

## ip mirror

**Description** Configures the specified interface to mirror all IP ingress and egress traffic, and directs the mirrored traffic to an analyzer interface. The **no** version disables mirroring on the interface.



**NOTE:** This command is deprecated and might be removed completely in a future release. The function provided by this command has been replaced by the updated packet mirroring feature and the **ip policy** command used with the **secure-input** and **secure-output** keywords.

**Syntax** `ip mirror mirrorInterfaceType mirrorInterfaceSpecifier`  
`[ analyzerInterfaceType analyzerInterfaceSpecifier [ next-hop nextHop ] ]`  
`no ip mirror mirrorInterfaceType mirrorInterfaceSpecifier`

- *mirrorInterfaceType*—Interface type; see *Interface Types and Specifiers* in *About This Guide*
- *mirrorInterfaceSpecifier*—Particular interface that performs the interface mirroring function; see *Interface Types and Specifiers* in *About This Guide*
- *analyzerInterfaceType*—Interface type
- *analyzerInterfaceSpecifier*—Particular interface used as the analyzer interface; if omitted, the virtual router's default analyzer interface is used
- *nextHop*—Next-hop IP address to the remote analyzer host; required if the analyzer interface is a shared medium, such as Ethernet

**Mode** Global Configuration

**Release Information** Command introduced before JUNOS Release 7.1.0.

### Related Topics

- Configuring CLI-Based Mirroring

## ip mobile home-agent

---

**Description** Configures the Mobile IP home agent on a virtual router. Issuing this command does not affect existing parameters such as lifetime, replay value, or care-of-access ACL for any mobile node's existing binding. The new parameters take effect only upon each re-registration or new registration. For example, configuring a shorter lifetime does not cause an existing binding to be removed prematurely, but the new lifetime value is used only upon re-registration by a mobile node so that both the mobile node and the home agent are informed of the newly negotiated value. The **no** version disables the home agent service on the virtual router.



**NOTE:** The values for lifetime, replay, and care-of access configured per mobile host by using the **ip mobile host** command override the values configured by using the **ip mobile home-agent** command.

---

**Syntax** `ip mobile home-agent [ care-of-access acl ] [ lifetime lifetimeSeconds ]  
[ replay replaySeconds ] [ reverse-tunnel-off ]`

`no ip mobile home-agent`

- *acl*—Name of the access control list applied to the care-of-access, which restricts access for foreign agents or networks. You can override this care-of-access ACL with other ACLs for specific host mobile nodes. By default, the router does not apply a care-of-access ACL
- *lifetimeSeconds*—Maximum number of seconds, in the range 5–65535, during which registration requests are established; default value is 36,000 seconds. The maximum lifetime configured for specific mobile nodes can override this lifetime value
- *replaySeconds*—Number of seconds, in the range 1–255, by which a registration request can exceed the home agent configured time value; default value is 7 seconds
- *reverse-tunnel-off*—Disables reverse tunneling support by the home agent, which denies T bit registration requests. By default, reverse tunneling is enabled on the router. When you modify support for reverse tunnels, the modification takes effect only for subsequently accepted registration requests

**Mode** Global Configuration

**Release Information** Command introduced in JUNOS Release 9.0.0.

## ip mobile host

---

**Description** Configures the mobile node on a virtual router with an optional host network access identifier (NAI) address or the home address (IP address of the home agent). You can specify either the **nai** keyword or a non-zero home address (IP address of the mobile node). If the AAA server does not provide all configuration information, a local lookup retrieves the configuration information by either matching the NAI registration request or the home address registration request. The **no** version deletes the configuration of the mobile node on the virtual router.

**Syntax** `ip mobile host { nai { user@realm | @realm | @ } | ipAddress } [ aaa ] [ care-of-access acl ] [ lifetime lifetimeSeconds ]`  
`no ip mobile host { nai { user@realm | @realm | @ } | ipAddress }`

- *user@realm*—Name of the user for the mobile node specification when the **nai** keyword is specified, in the format *user@realm*, where *realm* is the domain name
- *@realm*—Name of the user for the mobile node specification when the **nai** keyword is specified, in the format *@realm*, where *realm* is the domain name
- *@*—Name of the user for the mobile node specification when the **nai** keyword is specified, in the format *@*
- *ipAddress*—IP address of the home agent
- *aaa*—Causes the router to use the AAA server to validate registration requests and to obtain configuration and security association information
- *acl*—Name of the access control list applied to the care-of-access, which restricts access for foreign agents or networks. You can override this care-of-access ACL with other ACLs for specific host mobile nodes. By default, the router does not apply a care-of-access ACL
- *lifetimeSeconds*—Maximum number of seconds during which the registration requests are established; default value is 36,000 seconds. The maximum lifetime configured for specific mobile nodes can override this lifetime value

**Mode** Global Configuration

**Release Information** Command introduced in JUNOS Release 9.0.0.



## ip mobile profile

---

**Description** Configures or associates a preconfigured interface profile with the home agent in a virtual router. You must configure a mobile profile for every virtual router in which the home agent exists. The profile parameters determine the interface characteristics for Mobile IP signaling. The **no** version removes the profile configuration from the virtual router.

**Syntax** [ no ] ip mobile profile *profileName*

- *profileName*—Name of the profile associated with the home agent for Mobile IP signaling in a virtual router

**Mode** Global Configuration

**Release Information** Command introduced in JUNOS Release 9.0.0.

## ip mobile secure foreign-agent

---

**Description** Configures the security associations for a foreign agent by specifying a security parameter index (SPI) value and an authentication key. You can specify the interval within which a registration request can exceed the home agent configured time value by specifying the **replay timestamp within** keyword. The **no** version deletes the security associations for the specified foreign agent on the virtual router.

**Syntax** ip mobile secure foreign-agent *ipAddress* spi *spi* key { hex *hexKeyVal* | ascii *asciiKeyVal* }  
[ replay timestamp within *seconds* ] [ algorithm { hmac-md5 | keyed-md5 } ]  
no ip mobile secure foreign-agent *ipAddress* spi *spi* key { hex *hexKeyVal* |  
ascii *asciiKeyVal* }

- *ipAddress*—IP address of the foreign agent
- *spi*—Security parameter index (SPI) value, a specific 4-octet hexadecimal number, in the range 0x100–0xFFFFFFFF, that authenticates inbound requests and permits authentication for outbound registration requests
- *hexKeyVal*—128-bit hexadecimal number, in the range 0x0–0xFFFFFFFFFE, that specifies the authentication key for a specific security association
- *asciiKeyVal*—128-bit alphanumeric value, up to a maximum of 16 characters, that specifies the authentication key for a specific security association
- *seconds*—Number of seconds, in the range 1–255, by which a registration request can exceed the home agent configured time value; default value is 7 seconds
- hmac-md5—Specifies the authentication algorithm for Mobile IP messages, default value is hmac-md5
- keyed-md5—Specifies the authentication algorithm for Mobile IP messages

**Mode** Global Configuration

**Release Information** Command introduced in JUNOS Release 9.0.0.

## ip mobile secure host

**Description** Configures the security associations for a mobile node. You can configure the security associations for a mobile node only after configuring a corresponding host configuration for the mobile node, and only if you have not configured the AAA service on the virtual router. You can specify the interval within which a registration request can exceed the home agent configured time value by specifying the **replay timestamp within** keyword. The **no** version deletes the security associations for the specified host on the virtual router.



**NOTE:** If you delete a mobile node host by using the **no ip mobile host** command, all security associations that you configured for this host are deleted.

**Syntax**

```
ip mobile secure host { nai { user@realm | @realm | @ } | ipAddress } spi spi
key { hex hexKeyVal | ascii asciiKeyVal } [replay timestamp within seconds]
[algorithm { hmac-md5 | keyed-md5 }]

no ip mobile secure host { nai { user@realm | @realm } | ipAddress } spi spi
key { hex hexKeyVal | ascii asciiKeyVal }
```

- *user@realm*—Name of the user for the mobile node specification when the **nai** keyword is specified, in the format *user@realm*, where *realm* is the domain name
- *@realm*—Name of the user for the mobile node specification when the **nai** keyword is specified, in the format *@realm*, where *realm* is the domain name
- *@*—Name of the user for the mobile node specification when the **nai** keyword is specified, in the format *@*
- *ipAddress*—IP address of the foreign agent
- *spi*—Security parameter index (SPI) value, a specific 4-octet hexadecimal number, in the range 0x100–0xFFFFFFFF, that authenticates inbound requests and permits authentication for outbound registration requests
- *hexKeyVal*—128-bit hexadecimal number, in the range 0x0–0xFFFFFFFFFE, that specifies the authentication key for a specific security association
- *asciiKeyVal*—128-bit alphanumeric value, up to a maximum of 16 characters, that specifies the authentication key for a specific security association
- *seconds*—Number of seconds, in the range 1–255, by which a registration request can exceed the home agent configured time value; default value is 7 seconds
- *hmac-md5*—Specifies the authentication algorithm for Mobile IP messages, default value is *hmac-md5*
- *keyed-md5*—Specifies the authentication algorithm for Mobile IP messages

**Mode** Global Configuration

**Release Information** Command introduced in JUNOS Release 9.0.0.

## ip mpls forwarding-mode label-switched

---

**Description** Generates a label for each different FEC that a BGP route points to in a BGP/MPLS VPN. The **no** version restores the default, generating a single label for all BGP routes sent from a given VRF.



**NOTE:** For some types of routes, the router always generates a per-VRF label, regardless of the status of this command. See *JUNOS e BGP and MPLS Configuration Guide, Chapter 3, Configuring BGP-MPLS Applications*, for details.

---

**Syntax** [ no ] ip mpls forwarding-mode label-switched

**Mode** VRF Configuration

**Release Information** Command introduced before JUNOS e Release 7.1.0.

## ip mtu

---

**Description** Sets the maximum transmission unit size of IP packets sent on an interface. The **no** version restores the default value.

**Syntax** [ no ] ip mtu [ *mtuSize* ]

- *mtuSize*—Maximum number of packet transmissions permitted on an interface; in the range 160–10240; default value is 0, which means that the router takes the value from a lower protocol layer

**Mode** Interface Configuration, Profile Configuration, Subinterface Configuration

**Release Information** Command introduced before JUNOS e Release 7.1.0.

## ip multicast admission-bandwidth-limit

---

**Description** Specifies multicast admission bandwidth (in kilobits per second) for a given interface. The **no** version removes the admission bandwidth limit.

**Syntax** [ no ] ip multicast admission-bandwidth-limit *limitValue*

- *limitValue*—Maximum admission bandwidth (in kilobits per second) permitted on an interface; default value is 0, which disables the limit

**Mode** Interface Configuration, Profile Configuration

**Release Information** Command introduced in JUNOS e Release 7.1.0.

## ip multicast ioa-packet-replication

---

**Description** Enables IPv4 hardware multicast packet replication on port 8 of a high-density Ethernet I/O module or IOA. The **no** version disables hardware multicast packet replication.

**Syntax** ip multicast ioa-packet-replication *interfaceType interfaceSpecifier*  
 no ip multicast ioa-packet-replication

- *interfaceType*—Interface type; see *Interface Types and Specifiers* in *About This Guide*
- *interfaceSpecifier*—Particular interface; format varies according to interface type; see *Interface Types and Specifiers* in *About This Guide*

**Mode** Interface Configuration

**Release Information** Command introduced in JUNOS Release 7.3.0.

## ip multicast-routing

---

**Description** Enables IP multicast routing on the router. The **no** version disables IP multicast routing on the router.

**Syntax** [ no ] ip multicast-routing

**Mode** Global Configuration

**Release Information** Command introduced before JUNOS Release 7.1.0.

## ip multicast-routing bandwidth-map

---

**Description** Enables the QoS adjust function on the router. The **no** version disables the QoS adjust function on the router.

**Syntax** ip multicast-routing bandwidth-map *routeMapName*  
 no ip multicast-routing bandwidth-map

- *routeMapName*—Name of the route map you want to use for the bandwidth map

**Mode** Global Configuration

**Release Information** Command introduced in JUNOS Release 7.1.0.

## ip multicast-routing disable-rpf-check

---

**Description** Disables RPF checks for the (S,G) pairs in the specified access list. The **no** version restores the default situation, in which the router performs RPF checks for all (S,G) pairs.

**Syntax** ip multicast-routing disable-rpf-check *ipAccessList*  
no ip multicast-routing disable-rpf-check

- *ipAccessList*—Name of the IP access list that specifies the (S,G) pairs

**Mode** Global Configuration

**Release Information** Command introduced before JUNOS Release 7.1.0.

## ip multicast-routing permanent-mroute

---

**Description** Specifies that newly created mroutes that match the specified access list do not get timed out. The **no** version of this command prevents any new mroutes from becoming permanent. However, it does not remove any existing permanent mroutes. To remove existing permanent mroutes, use the **clear ip mroute** command.

**Syntax** ip multicast-routing permanent-mroute *accessListName*  
no ip multicast-routing permanent-mroute

- *accessListName*—Name of the IP access list that contains the mroutes

**Mode** Global Configuration

**Release Information** Command introduced before JUNOS Release 7.1.0.

## ip multipath round-robin

---

**Description** Specifies round-robin as the mode for ECMP load sharing on an interface. The **no** version restores the default value, hashed.

**Syntax** [ no ] ip multipath round-robin

**Mode** Subinterface Configuration

**Release Information** Command introduced before JUNOS Release 7.1.0.

## ip name-server

---

**Description** Specifies a DNS name server that the router can query for hostname-to-IP address resolution. The **no** version deletes the name server.

**Syntax** [ no ] ip name-server *serverIpAddress* [ *serverIpAddress* ]\*

- *serverIpAddress*—IP or IPv6 address of a DNS name server
- \*—Indicates that one or more parameters can be repeated multiple times in a list in the command line

**Mode** Global Configuration

**Release Information** Command introduced before JUNOS Release 7.1.0.

## ip nat

---

**Description** Marks interfaces that participate in NAT translation as residing on the inside or the outside network. The **no** version unmarks the interface so that it does not participate in NAT translation.

**Syntax** [ no ] ip nat { inside | outside }

- inside—Specifies that the interface resides on the inside (private) portion of the network. The inside portion of the network uses nonroutable IP addresses.
- outside—Specifies that the interface resides on the outside (public) portion of the network. The outside portion of the network (for example, the Internet) uses routable legitimate addresses.

**Mode** Interface Configuration, Profile Configuration

**Release Information** Command introduced before JUNOS Release 7.1.0.

## ip nat inside source list

---

**Description** Creates dynamic translation rules that are applied to a source address when routing a packet from the inside network to the outside network, and for translating the destination address when a packet returns from the outside network to the inside network. The **no** version removes the dynamic translation rule.



**NOTE:** This command does not remove any dynamic translations from the translation table.

**Syntax** ip nat inside source list *accessListName* pool *poolName* [ overload ]  
no ip nat inside source list *accessListName*

- *accessListName*—Name of the access list that you want to use for this dynamic translation
- *poolName*—Name of the NAT IP address pool that contains addresses you want to use when translating matched access list addresses
- overload—Specifies that the translation process create extended translation table entries (IP address, protocol, and port values)

**Mode** Global Configuration

**Release Information** Command introduced before JUNOS Release 7.1.0.

## ip nat inside source static

---

**Description** Creates static translations for a source address when routing a packet from the inside network to the outside network, and “untranslates” the destination address when a packet returns from the outside network to the inside network. The **no** version removes the static translation and purges the associated translations from the translation table.

**Syntax** [ no ] ip nat inside source static *localIpAddress* *globalIpAddress*  
[ no ] ip nat inside source static { tcp | udp } *localIpAddress* *localPort* *globalIpAddress* *globalPort*

- tcp—Indicates a TCP port
- udp—Indicates a UDP port
- *localIpAddress*—Inside local address
- *localPort*—Inside local TCP or UDP port
- *globalIpAddress*—Inside global address
- *globalPort* —Inside global TCP or UDP port

**Mode** Global Configuration

**Release Information** Command introduced before JUNOS Release 7.1.0.

## ip nat outside source list

**Description** Creates dynamic translation rules that are applied to a source address when routing a packet from the outside network to the inside network, and used for translating the destination address when a packet returns to the outside network from the inside network. The **no** version removes the dynamic translation rule.



**NOTE:** This command does not remove any dynamic translations from the translation table.

**Syntax** `ip nat outside source list accessListName pool poolName`  
`no ip nat outside source list accessListName`

- *accessListName*—Name of the access list that you want to use for this dynamic translation
- *poolName*—Name of the NAT IP address pool that contains addresses you want to use when translating matched access list addresses

**Mode** Global Configuration

**Release Information** Command introduced before JUNOS Release 7.1.0.

## ip nat outside source static

**Description** Translates the source address when routing a packet from the outside network to the inside network, and “untranslates” the destination address when a packet travels from the inside network to the outside network. The **no** version removes the static translation and purges the associated translations from the translation table.

**Syntax** `[ no ] ip nat outside source static globalIpAddress localIpAddress`  
`[ no ] ip nat outside source static { tcp | udp } globalIpAddress globalPort localIpAddress localPort`

- tcp—Indicates a TCP port
- udp—Indicates a UDP port
- *globalIpAddress*—Inside global address
- *globalPort*—Inside global TCP or UDP port
- *localIpAddress*—Inside local address
- *localPort*—Inside local TCP or UDP port

**Mode** Global Configuration

**Release Information** Command introduced before JUNOS Release 7.1.0.



## ip nat pool

---

**Description** Creates an address pool from which the NAT router obtains an address when performing a dynamic translation. You can create address pools with either a single range or multiple, nonoverlapping ranges. The **no** version removes the NAT pool.

---



**NOTE:** The router will not allow you to remove a pool that has allocations outstanding. Before removing this type of pool, you must remove the dynamic translation, clear any outstanding translations, and then remove the pool.

---



**CAUTION:** Specifying a range in “single line” mode from the CLI replaces all other ranges. You cannot specify a range in this mode if any existing ranges are in use. To add additional ranges, issue this command to access IP NAT Pool Configuration mode.

---

**Syntax** `ip nat pool name [ startIpAddress endIpAddress ]  
{ netmask networkMask | prefix-length length }`  
`no ip nat pool name`

- *name*—Name of the address pool; 32 alphanumeric characters maximum
- *startIpAddress*—First IP address (inclusive) in the NAT pool range you are creating; omitting this value in the command (along with *endIpAddress*) launches the IP NAT Pool Configuration mode, in which you can enter multiple, discontinuous ranges
- *endIpAddress*—Last IP address (inclusive) in the NAT pool range you are creating; omitting this value in the command (along with *startIpAddress*) accesses IP NAT Pool Configuration mode, in which you can enter multiple, discontinuous ranges
- *ipAddressMask*—Subnet mask for any NAT pool ranges you specify
- *length*—Length of the network prefix; the number of bits masking the base address that results in the address that you want to match

**Mode** Global Configuration

**Release Information** Command introduced before JUNOS Release 7.1.0.

## ip nat translation

**Description** Changes or disables translation timeouts, per virtual router, for existing and newly created translations in the translation table. All timeouts for this command support a range of 1–2147483 seconds (about 25 days). The **no** version enables the timer using its default value.



**NOTE:** GRE translations are used as optimizations to discard GRE traffic. You can use the **gre-timeout** keyword to control GRE aging timeout, even though we do not support NAT for GRE. The GRE aging timer has no effect on any simple translations GRE might use.

**Syntax** `ip nat translation { timeout | udp-timeout | dns-timeout | tcp-timeout | finrst-timeout | icmp-timeout | gre-timeout } seconds`  
`no ip nat translation { timeout | udp-timeout | dns-timeout | tcp-timeout | finrst-timeout | icmp-timeout | gre-timeout }`

- **timeout**—Sets aging time for dynamic translations (except for overloaded translations); default value is 86400 seconds (24 hours)
- **udp-timeout**—Sets aging time for UDP protocol translations; default value is 300 seconds (5 minutes)
- **dns-timeout**—Sets aging time for DNS protocol translations (port 53 on TCP or UDP); default value is 60 seconds
- **tcp-timeout**—Sets aging time for TCP protocol translations; default value is 86400 seconds (24 hours)
- **finrst-timeout**—Sets aging time for TCP connections terminated with RST or FIN flags; default value is 60 seconds
- **icmp-timeout**—Sets aging time for ICMP protocol translations; default value is 300 seconds (5 minutes)
- **gre-timeout**—Sets aging time for GRE protocol translations; default value is 300 seconds (5 minutes)
- **seconds**—Number of seconds before the router removes an unused NAT table entry

**Mode** Global Configuration

**Release Information** Command introduced before JUNOS Release 7.1.0.  
**gre-timeout** keyword added in JUNOS Release 7.3.0.

## ip nat translation max-entries

---

**Description** Specifies the maximum number of translation entries per virtual router (that is, address bindings, not translation rules) that the translation table can contain in global configuration mode. The **no** version removes the configured limit.

**Syntax** ip nat translation max-entries *maximumEntryNumber*  
no ip nat translation max-entries

- *maximumEntryNumber*—Maximum number of translation entries in the current virtual router; default value is no limit

**Mode** Global Configuration

**Release Information** Command introduced before JUNOS Release 7.1.0.

## ip nfs

---

**Description** Specifies the E-series interface that the current virtual router uses to exchange NFS communications with an NFS server. The **no** version prevents this interface from sending or receiving NFS communications for the current virtual router.

**Syntax** ip nfs { source-address *ipAddress* | source-interface *interfaceType interfaceSpecifier* }  
no ip nfs { source-address | source-interface }

- *ipAddress*—IP address of an E-series interface that sends and receives NFS communications
- *interfaceType*—Interface type; see *Interface Types and Specifiers* in *About This Guide*
- *interfaceSpecifier*—Particular interface; format varies according to interface type; see *Interface Types and Specifiers* in *About This Guide*

**Mode** Global Configuration

**Release Information** Command introduced before JUNOS Release 7.1.0.

## ip nfs host

---

|                            |                                                                                                                                                                                                                                                                                                                                                                                                                                                                                                                           |
|----------------------------|---------------------------------------------------------------------------------------------------------------------------------------------------------------------------------------------------------------------------------------------------------------------------------------------------------------------------------------------------------------------------------------------------------------------------------------------------------------------------------------------------------------------------|
| <b>Description</b>         | Configures a remote host as an NFS server for the current virtual router. The <b>no</b> version disassociates the NFS server from the virtual router.                                                                                                                                                                                                                                                                                                                                                                     |
| <b>Syntax</b>              | <pre>ip nfs host <i>hostName</i> [ user <i>userID</i> [ group <i>groupID</i> ] ]</pre> <pre>no ip nfs host <i>hostName</i></pre> <ul style="list-style-type: none"> <li>■ <i>hostName</i>—Name of the remote host</li> <li>■ <i>userID</i>—User identity in the range 0–4294967295 that a user must enter to connect to the remote host; default value is 2001</li> <li>■ <i>groupID</i>—Group identity in the range 0–4294967295 that the user must enter to connect to the remote host; default value is 100</li> </ul> |
| <b>Mode</b>                | Global Configuration                                                                                                                                                                                                                                                                                                                                                                                                                                                                                                      |
| <b>Release Information</b> | Command introduced before JUNOS Release 7.1.0.                                                                                                                                                                                                                                                                                                                                                                                                                                                                            |

## ip ospf authentication-key

---

|                            |                                                                                                                                                                                                         |
|----------------------------|---------------------------------------------------------------------------------------------------------------------------------------------------------------------------------------------------------|
| <b>Description</b>         | Assigns a password used by neighboring routers that are using OSPF simple password authentication. The <b>no</b> version deletes the password.                                                          |
| <b>Syntax</b>              | <pre>ip ospf authentication-key <i>authKey</i></pre> <pre>no ip ospf authentication-key</pre> <ul style="list-style-type: none"> <li>■ <i>authKey</i>—Password; string of up to 8 characters</li> </ul> |
| <b>Mode</b>                | Interface Configuration, Subinterface Configuration                                                                                                                                                     |
| <b>Release Information</b> | Command introduced before JUNOS Release 7.1.0.                                                                                                                                                          |

## ip ospf authentication message-digest

---

|                            |                                                                                                                                                                                 |
|----------------------------|---------------------------------------------------------------------------------------------------------------------------------------------------------------------------------|
| <b>Description</b>         | Specifies that the authentication mode for the interface is MD5. The <b>no</b> version sets authentication for the interface to none, but leaves any configured MD5 key intact. |
| <b>Syntax</b>              | <pre>[ no ] ip ospf authentication message-digest</pre>                                                                                                                         |
| <b>Mode</b>                | Interface Configuration, Subinterface Configuration                                                                                                                             |
| <b>Release Information</b> | Command introduced before JUNOS Release 7.1.0.                                                                                                                                  |

## ip ospf authentication-none

---

**Description** Specifies that no authentication is to be used for the interface. The **no** version has no effect.

**Syntax** ip ospf authentication-none

**Mode** Interface Configuration, Subinterface Configuration

**Release Information** Command introduced before JUNOS Release 7.1.0.

## ip ospf bfd-liveness-detection

---

**Description** Enables BFD (bidirectional forwarding detection) on an interface running OSPFv2 and defines BFD values to be negotiated between OSPFv2 neighbors for detection of IP data path failures. The **no** version disables BFD on the OSPFv2 interface.

**Syntax** ip ospf bfd-liveness-detection [ minimum-interval *minInterval* |  
[ minimum-receive-interval *minRecInterval* ]  
[ minimum-transmit-interval *minTransInterval* ] ] [ multiplier *multValue* ]  
no ip ospf bfd-liveness-detection

- *minInterval*—Minimum proposed transmit interval and required receive interval for BFD control packets; number in the range 100–65535 milliseconds; default value is 300 milliseconds
- *minRecInterval*—Minimum interval at which the local peer must receive BFD control packets sent by the remote peer; number in the range 100–65535 milliseconds; default value is 300 milliseconds
- *minTransInterval*—Minimum proposed interval between BFD control packets sent by the local peer; number in the range 100–65535 milliseconds; default value is 300 milliseconds
- *multValue*—Detection multiplier value that the remote peer router multiplies by the local peer's negotiated transmit interval to determine the remote peer's BFD liveness detection interval; equal to the number of BFD packets that can be missed before the BFD session is declared down; number in the range 1–255; default value is 3

**Mode** Interface Configuration, Subinterface Configuration

**Release Information** Command introduced in JUNOS Release 7.1.0.

## ip ospf cost

---

|                            |                                                                                                                                                                                                      |
|----------------------------|------------------------------------------------------------------------------------------------------------------------------------------------------------------------------------------------------|
| <b>Description</b>         | Specifies a cost metric for an interface. Used in the calculation of the SPF routing table. The <b>no</b> version resets the path cost to the default.                                               |
| <b>Syntax</b>              | <pre>ip ospf cost <i>intfCost</i> no ip ospf cost</pre> <ul style="list-style-type: none"> <li>■ <i>intfCost</i>—Link-state metric cost; number in the range 0–65535; default value is 10</li> </ul> |
| <b>Mode</b>                | Interface Configuration, Subinterface Configuration                                                                                                                                                  |
| <b>Release Information</b> | Command introduced before JUNOS Release 7.1.0.                                                                                                                                                       |

## ip ospf dead-interval

---

|                            |                                                                                                                                                                                                                             |
|----------------------------|-----------------------------------------------------------------------------------------------------------------------------------------------------------------------------------------------------------------------------|
| <b>Description</b>         | Sets the time period during which the router's neighbors do not see hello packets before they declare the router to be down. The <b>no</b> version resets the dead interval to its default.                                 |
| <b>Syntax</b>              | <pre>ip ospf dead-interval <i>deadInterval</i> no ip ospf dead-interval</pre> <ul style="list-style-type: none"> <li>■ <i>deadInterval</i>—Number in the range 0–2147483647 seconds; default value is 40 seconds</li> </ul> |
| <b>Mode</b>                | Interface Configuration, Subinterface Configuration                                                                                                                                                                         |
| <b>Release Information</b> | Command introduced before JUNOS Release 7.1.0.                                                                                                                                                                              |

## ip ospf hello-interval

---

|                            |                                                                                                                                                                                                                            |
|----------------------------|----------------------------------------------------------------------------------------------------------------------------------------------------------------------------------------------------------------------------|
| <b>Description</b>         | Specifies the interval between hello packets that the router sends on the interface. The <b>no</b> version resets the hello interval to its default.                                                                       |
| <b>Syntax</b>              | <pre>ip ospf hello-interval <i>helloInterval</i> no ip ospf hello-interval</pre> <ul style="list-style-type: none"> <li>■ <i>helloInterval</i>—Number in the range 1–65535 seconds; default value is 10 seconds</li> </ul> |
| <b>Mode</b>                | Interface Configuration, Subinterface Configuration                                                                                                                                                                        |
| <b>Release Information</b> | Command introduced before JUNOS Release 7.1.0.                                                                                                                                                                             |

## ip ospf message-digest-key md5

---

**Description** Enables OSPF MD5 authentication and configures the MD5 key. The **no** version deletes an MD5 key.



**NOTE:** If all the MD5 keys have been deleted, the authentication type is still MD5, but you must configure MD5 keys.

**NOTE:** To disable MD5 authentication for the interface, use the **ip ospf authentication-none** command.

**NOTE:** To display the password only in encrypted text, use the **service password-encryption** command.

---

**Syntax** ip ospf message-digest-key *keyID* md5 [ 0 | 8 ] *msgDigestKey*  
no ip ospf message-digest-key *keyID*

- *keyID*—Key identifier in the range 1–255
- md5—Specifies use of the MD5 algorithm
- 0—Indicates the *msgDigestKey* is entered in unencrypted form (plaintext); this is the default option
- 8—Indicates the *msgDigestKey* is entered in encrypted form (ciphertext)
- *msgDigestKey*—OSPF password; string of up to 16 alphanumeric characters

**Mode** Interface Configuration, Subinterface Configuration

**Release Information** Command introduced before JUNOS Release 7.1.0.

## ip ospf network

---

**Description** Configures the OSPF network type to something other than the default for the network medium. The **no** version restores the default value for the medium.

**Syntax** ip ospf network { broadcast | non-broadcast | point-to-point }  
no ip ospf network

- broadcast—Sets the network type to broadcast
- non-broadcast—Sets the network type to NBMA
- point-to-point—Sets the network type to point-to-point

**Mode** Interface Configuration, Subinterface Configuration

**Release Information** Command introduced before JUNOS Release 7.1.0.

## ip ospf priority

---

**Description** Sets the router priority. Used in determining the designated router for the particular network. This designation applies only to multiaccess networks. Every broadcast and nonbroadcast multiaccess network has a designated router. The **no** version restores the default value.

**Syntax** ip ospf priority *intfPriority*  
no ip ospf priority

- *intfPriority*—Priority value, an 8-bit number in the range 1–255; default value is 1

**Mode** Interface Configuration, Subinterface Configuration

**Release Information** Command introduced before JUNOS Release 7.1.0.

## ip ospf retransmit-interval

---

**Description** Specifies the time between LSA retransmissions for the interface when an acknowledgment for the LSA is not received. The **no** version restores the default value.

**Syntax** ip ospf retransmit-interval *retransInterval*  
no ip ospf retransmit-interval

- *retransInterval*—Number in the range 0–3600 seconds; default value is 5 seconds

**Mode** Interface Configuration, Subinterface Configuration

**Release Information** Command introduced before JUNOS Release 7.1.0.

## ip ospf shutdown

---

**Description** Disables OSPF on an interface. The **no** version enables OSPF on the interface.

**Syntax** [ no ] ip ospf shutdown

**Mode** Interface Configuration, Subinterface Configuration

**Release Information** Command introduced before JUNOS Release 7.1.0.



## ip ospf transmit-delay

---

**Description** Sets the estimated time it takes to transmit a link-state update packet on the interface. The **no** version restores the default value.

**Syntax** ip ospf transmit-delay *transmDelay*  
no ip ospf transmit-delay

- *transmDelay*—Link-state transmit delay, a number in the range 0–3600 seconds; default value is 1 second

**Mode** Interface Configuration, Subinterface Configuration

**Release Information** Command introduced before JUNOS Release 7.1.0.

## ip pim

---

**Description** In Interface Configuration mode, enables PIM on an interface. In Profile Configuration mode, enables a PIM interface for a dynamic profile. The **no** version disables PIM on an interface.

**Syntax** In Interface Configuration mode:  
[ no ] ip pim [ dense-mode | sparse-mode | sparse-dense-mode ]

In Profile Configuration mode:  
[ no ] ip pim [ sparse-mode | sparse-dense-mode ]

- dense-mode—Enables PIM in dense mode
- sparse-mode—Enables PIM in sparse mode
- sparse-dense-mode—Enables PIM in sparse-dense mode

**Mode** Interface Configuration, Profile Configuration

**Release Information** Command introduced before JUNOS Release 7.1.0.  
Profile Configuration mode added in JUNOS Release 8.2.0.

## ip pim bfd-liveness-detection

---

**Description** Enables BFD (bidirectional forwarding detection) on an interface running PIM and defines BFD values to be negotiated between PIM neighbors for detection of IP data path failures. The **no** version disables BFD on the PIM interface.

**Syntax** ip pim bfd-liveness-detection [ minimum-interval *minInterval* |  
[ minimum-receive-interval *minRecInterval* ]  
[ minimum-transmit-interval *minTransInterval* ] ] [ multiplier *multValue* ]

no ip pim bfd-liveness-detection

- *minInterval*—Minimum proposed transmit interval and required receive interval for BFD control packets; number in the range 100–65535 milliseconds; default value is 300 milliseconds
- *minRecInterval*—Minimum interval at which the local router must receive BFD control packets sent by its neighbors; number in the range 100–65535 milliseconds; default value is 300 milliseconds
- *minTransInterval*—Minimum proposed interval between BFD control packets sent by the local router; number in the range 100–65535 milliseconds; default value is 300 milliseconds
- *multValue*—Detection multiplier value that the remote neighbor multiplies by the local router's negotiated transmit interval to determine the remote neighbor's BFD liveness detection interval; equal to the number of BFD packets that can be missed before the BFD session is declared down; number in the range 1–255; default value is 3

**Mode** Interface Configuration

**Release Information** Command introduced in JUNOS Release 8.0.0.

## ip pim bsr-candidate

---

**Description** Defines a router as a bootstrap router (BSR) candidate. The **no** version disables the router BSR candidacy.

**Syntax** ip pim bsr-candidate *interfaceType interfaceSpecifier*  
[ *hashMaskLen* [ *priority priority* ] ] [ *period bootstrapPeriod* ]  
no ip pim bsr-candidate

- *interfaceType*—Interface type; see *Interface Types and Specifiers* in *About This Guide*
- *interfaceSpecifier*—Particular interface; format varies according to interface type; see *Interface Types and Specifiers* in *About This Guide*. The autoRP announcement messages will contain the IP address for this interface.
- *hashMaskLen*—Length (up to 32 bits) of the hash mask length field sent in BSMs that the router originates; default value is 30 bits
- *priority*—Value in the range 0–255 of the BSR-Priority field of BSMs that the router originates; default value is 0
- *bootstrapPeriod*—Interval in the range 1–65535 seconds at which the BSR sends bootstrap messages; default value is 60 seconds

**Mode** Global Configuration

**Release Information** Command introduced before JUNOS Release 7.1.0.

## ip pim data-mdt

---

**Description** Activates data MDTs and enters IP PIM Data MDT Configuration mode. The **no** version deactivates data MDTs.

**Syntax** [ no ] ip pim data-mdt

**Mode** Global Configuration

**Release Information** Command introduced in JUNOS Release 8.2.0.

## ip pim dr-priority

---

**Description** Assigns a priority for the interface to be selected as the designated router. An interface with a higher priority value is preferred as a designated router over an interface with a lower priority value. The **no** version restores the default value of one.

**Syntax** ip pim dr-priority *priority*  
no ip pim dr-priority

- *priority*—Value in the range 1–254; default value is 1

**Mode** Interface Configuration

**Release Information** Command introduced in JUNOS Release 9.0.0.

## ip pim group-address-pool

---

**Description** Configures PIM group address pools from which data MDT group addresses are allocated.

**Syntax** ip pim group-address-pool *poolName* *groupAddressMinimum* *groupAddressMaximum*  
no ip pim group-address-pool *poolName*

- *poolName*—Name of the group address pool
- *groupAddressMinimum*—Minimum value in the group address range
- *groupAddressMaximum*—Maximum value in the group address range

**Mode** Global Configuration

**Release Information** Command introduced in JUNOS Release 8.2.0.

## ip pim join-filter

---

**Description** Specifies an extended access list that you want this PIM interface to use as a join filter. If an interface-level filter exists, it takes precedence over the global-level filter. The **no** version removes the filter association.

**Syntax** ip pim join-filter *accessListName*  
no ip pim join-filter

- *accessListName*—Name of the access list that you want this interface to use as a PIM join filter; a string of up to 32 alphanumeric characters

**Mode** Global Configuration, Interface Configuration, Profile Configuration

**Release Information** Command introduced before JUNOS Release 7.1.0.  
Profile Configuration mode added in JUNOS Release 8.2.0.

## ip pim query-interval

---

**Description** Specifies how often the router sends PIM router query messages from this interface. The **no** version specifies the default time interval, 30 seconds.

**Syntax** ip pim query-interval *queryTime*  
no ip pim query-interval

- *queryTime*—Interval in the range 0–210 seconds at which the router sends PIM router query messages from this interface

**Mode** Interface Configuration, Profile Configuration

**Release Information** Command introduced before JUNOS Release 7.1.0.  
Profile Configuration mode added in JUNOS Release 8.2.0.

## ip pim rp-address

---

**Description** Specifies a static PIM group-to-RP mapping. The **no** version clears the mapping from this interface.

**Syntax** [ no ] ip pim rp-address *ipAddress* [ *ipAccessList* ] [ *override* ]

- *ipAddress*—IP address of the router you want to designate as an RP router
- *ipAccessList*—Name of the IP access list that specifies which multicast groups use this RP
- *override*—Specifies that this static RP mapping has priority over group-to-RP mappings learned by auto-RP

**Mode** Global Configuration

**Release Information** Command introduced before JUNOS Release 7.1.0.

## ip pim rp-candidate

---

|                            |                                                                                                                                                                                                                                                                                                                                                                                                                                                                                                                                                                                                                                                                                                                                                                                                                                                                                                                                                                                                                                                                                                                                                                                                                                                                                                                                                                                                                                                                                                                                                            |
|----------------------------|------------------------------------------------------------------------------------------------------------------------------------------------------------------------------------------------------------------------------------------------------------------------------------------------------------------------------------------------------------------------------------------------------------------------------------------------------------------------------------------------------------------------------------------------------------------------------------------------------------------------------------------------------------------------------------------------------------------------------------------------------------------------------------------------------------------------------------------------------------------------------------------------------------------------------------------------------------------------------------------------------------------------------------------------------------------------------------------------------------------------------------------------------------------------------------------------------------------------------------------------------------------------------------------------------------------------------------------------------------------------------------------------------------------------------------------------------------------------------------------------------------------------------------------------------------|
| <b>Description</b>         | Defines a router as a rendezvous point (RP) router candidate. The <b>no</b> version stops the router from being an RP candidate.                                                                                                                                                                                                                                                                                                                                                                                                                                                                                                                                                                                                                                                                                                                                                                                                                                                                                                                                                                                                                                                                                                                                                                                                                                                                                                                                                                                                                           |
| <b>Syntax</b>              | <pre>ip pim rp-candidate <i>interfaceType</i> <i>interfaceSpecifier</i> [ <i>group-list</i> <i>accessListName</i> ] [ <i>hold-time</i> <i>holdTime</i> ] [ <i>priority</i> <i>priority</i> ] [ <i>interval</i> <i>interval</i> ]</pre> <pre>no ip pim rp-candidate <i>interfaceType</i> <i>interfaceSpecifier</i></pre> <ul style="list-style-type: none"> <li>■ <i>interfaceType</i>—Interface type; see <i>Interface Types and Specifiers</i> in <i>About This Guide</i></li> <li>■ <i>interfaceSpecifier</i>—Particular interface; format varies according to interface type; see <i>Interface Types and Specifiers</i> in <i>About This Guide</i>. The autoRP announcement messages will contain the IP address for this interface.</li> <li>■ <i>accessListName</i>—Access list containing the set of group prefixes supported by this C-RP. If no group-list is specified, the default value is the entire multicast address range.</li> <li>■ <i>holdTime</i>—Amount of time in the range 1–65535 seconds that the BSR keeps an RP in its C-RP list if the BSR does not receive a C-RP advertisement message; default value is 150 seconds</li> <li>■ <i>priority</i>—Priority field value in the range 0–255 that the C-RP sends to the BSR in C-RP advertisement messages. In the RP election process, the RP with the lower priority value is preferred; default value is 192</li> <li>■ <i>interval</i>—Interval in the range 1–65535 seconds at which the C-RP sends advertisement messages to the BSR; default value is 60 seconds</li> </ul> |
| <b>Mode</b>                | Global Configuration                                                                                                                                                                                                                                                                                                                                                                                                                                                                                                                                                                                                                                                                                                                                                                                                                                                                                                                                                                                                                                                                                                                                                                                                                                                                                                                                                                                                                                                                                                                                       |
| <b>Release Information</b> | Command introduced before JUNOS Release 7.1.0.                                                                                                                                                                                                                                                                                                                                                                                                                                                                                                                                                                                                                                                                                                                                                                                                                                                                                                                                                                                                                                                                                                                                                                                                                                                                                                                                                                                                                                                                                                             |

## ip pim send-rp-announce

---

**Description** Sends autoRP announcement messages from a router you configured as an RP. The **no** version clears the specified filters from this interface.

**Syntax** ip pim send-rp-announce *interfaceType interfaceSpecifier* scope *ttl*  
[ group-list *ipAccessList* ] [ interval *seconds* ]  
  
no ip pim send-rp-announce *interfaceType interfaceSpecifier* [ scope *ttl* ]  
[ group-list *ipAccessList* ] [ interval *seconds* ]

- *interfaceType*—Interface type; see *Interface Types and Specifiers* in *About This Guide*
- *interfaceSpecifier*—Particular interface; format varies according to interface type; see *Interface Types and Specifiers* in *About This Guide*. The autoRP announcement messages will contain the IP address for this interface.
- *ttl*—Time-to-live value; the number of hops for which the announcement is valid in the range 1–65535; default value is 64 hops
- *ipAccessList*—Name of the IP access list that specifies which multicast groups use this RP; default value is no access list
- *seconds*—Time interval in the range 1–65535 seconds at which the router sends the announcements; default value is 60 seconds

**Mode** Global Configuration

**Release Information** Command introduced before JUNOS Release 7.1.0.

## ip pim send-rp-discovery scope

---

**Description** Configures the router as an RP mapping agent, which records RP-to-group mappings and notifies PIM DRs about the mappings. The **no** version stops the router from acting as an RP mapping agent.

**Syntax** ip pim send-rp-discovery scope *ttl* [ *interfaceType interfaceSpecifier* ]  
  
no ip pim send-rp-discovery

- *ttl*—Time-to-live value; number of hops for which the RP discovery message is valid. Specify a value that covers the PIM domain.
- *interfaceType*—Interface type; see *Interface Types and Specifiers* in *About This Guide*
- *interfaceSpecifier*—Particular interface; format varies according to interface type; see *Interface Types and Specifiers* in *About This Guide*. If you specify an interface, the autoRP discovery messages will contain the IP address for this interface.

**Mode** Global Configuration

**Release Information** Command introduced before JUNOS Release 7.1.0.

## ip pim sparse-mode graceful-restart-duration

---

**Description** Sets duration time for IP PIM sparse-mode graceful restart. The **no** version resets the duration to the default.

**Syntax** ip pim sparse-mode graceful-restart-duration *seconds*  
no ip pim sparse-mode graceful-restart-duration

- *sparse-mode*—Enables PIM in sparse mode
- *seconds*—Restart duration in seconds; default value is 30 seconds

**Mode** Global Configuration

**Release Information** Command introduced in JUNOS Release 8.1.0.

## ip pim spt-threshold

---

**Description** Specifies the network configuration that PIM sparse mode uses when a source starts sending multicast messages. The **no** version restores the default value, 0.

**Syntax** [ no ] ip pim spt-threshold { 0 | *nonzero\_integer* | infinity } [ group-list *ipAccessList* ]

- 0—Configures PIM sparse mode to switch to an SPT when a source begins to send multicast messages
- *nonzero\_integer*—Integer in the range 1–4294967294; prevents PIM sparse mode from switching from a shared tree to an SPT
- infinity—Prevents PIM sparse mode from switching from a shared tree to an SPT
- *ipAccessList*—Name of the IP access list that specifies the groups to which the threshold applies

**Mode** Global Configuration

**Release Information** Command introduced before JUNOS Release 7.1.0.

## ip pim ssm

---

**Description** Enables SSM and defines the SSM range of IP multicast addresses. The **no** version disables SSM on the router.

**Syntax** ip pim ssm [ default | range *ipAccessList* ]  
no ip pim ssm

- *default*—Specifies that SSM use the IANA-specified range of 232/8
- *ipAccessList*—Name of the IP access list that specifies the range of multicast addresses you want SSM to use

**Mode** Global Configuration

**Release Information** Command introduced before JUNOS Release 7.1.0.



## ip policy

---

**Description** Assigns a policy list to the ingress or egress of an interface.

For standard policy lists, specify the **input** or **output** keyword to assign the policy list to the ingress or egress of the interface. If you enter the **ip policy** command and the policy list does not exist, the router inserts a default filter rule. Attaching this policy list to an interface filters all packets on that interface.

For secure policy lists, which are used for packet mirroring, use the **secure-input** or **secure-output** keyword to assign the packet mirroring policy list to the ingress or egress side of the interface. If you use the **ip policy** command and the secure policy list does not exist, the router creates a secure policy list with a default mirror rule that disables mirroring. Attaching this policy list to an interface results in no packet mirroring.

In Profile Configuration mode, assigns the policy list to a profile, which then assigns the policy to an interface.

In Interface Configuration mode, the **no** version removes the association between a policy list and an interface. In Profile Configuration mode, the **no** version removes policy reference from the profile.

**Syntax** For standard policy lists in Interface Configuration mode:  
`ip policy { input | output } policyName`  
`[ statistics { enabled [ baseline { enabled | disabled } ] [ preserve | merge ] |`  
`disabled [ merge ] } | merge ]`

`no ip policy { input | output | secondary-input } [ policyName ]`

For secure policy lists in Interface Configuration mode:

`ip policy { secure-input | secure-output } policyName`  
`[ statistics { enabled [ baseline baselineValue ] [ preserve ] | disabled } ]`

`no ip policy { secure-input | secure-output }`

For policy lists in Profile Configuration mode:

`ip policy { input | output } policyName`  
`[ statistics { enabled | disabled } ] [ merge ]`

`no ip policy { input | output | secondary-input } [ policyName ]`

- **input**—Applies policy to data arriving at this interface before a route lookup
- **output**—Applies policy to data leaving this interface

- **secondary-input**—Applies policy to data that arrives at this interface after a route lookup
- **secure-input**—Applies secure policy to data arriving at this interface
- **secure-output**—Applies secure policy to data leaving this interface



**NOTE:** The **ip policy** command used with the **secure-input** and **secure-output** keywords provides packet mirroring support. These keywords are available in Interface Configuration mode and do not support the statistics-related keywords. The **ip policy** command used with these keywords replaces the **ip mirror** command, which has been deprecated.

- *policyName*—Name of the policy; a maximum of 40 characters
- **statistics**—Enables or disables collection of policy routing statistics
  - **enabled**—Enables collection of policy routing statistics
  - **baseline enabled**—Enables baselining of policy routing statistics (Interface Configuration mode only)
  - **baseline disabled**—Disables baselining of policy routing statistics (Interface Configuration mode only)
  - **preserve**—Preserves existing statistics for any classifier list that is the same for both the new and old policy attachments when you attach a new policy to an interface
  - **disabled**—Disable collection of policy routing statistics
- **merge**—Enables merging of multiple policies to form a single policy



**NOTE:** The **local-input** keyword for the **ip policy** command is deprecated, and might be completely removed in a future release. We recommend that you remove the keyword from scripts.

**Mode** Interface Configuration, Profile Configuration

**Release Information** Command introduced before JUNOS Release 7.1.0.  
**merge** keyword added in JUNOS Release 7.2.0.  
 Profile Configuration mode added in JUNOS Release 7.2.0.

#### Related Topics

- Setting a Statistics Baseline
- Configuring CLI-Based Mirroring

## ip policy-list

---

**Description** Creates or modifies an IP policy list. If you execute an **ip policy-list** command and type **exit**, the router creates a policy list with no rules, the default. When a policy list does not have rules, the router inserts a default filter rule. Attaching this policy list to an interface filters all packets on that interface. The **no** version removes a policy list.

**Syntax** [ no ] ip policy-list *policyName*

- *policyName*—Name of the policy list

**Mode** Global Configuration

**Release Information** Command introduced before JUNOS Release 7.1.0.

**Related Topics**

- Creating Policy Lists for IP

## ip policy-parameter hierarchical

---

**Description** Specifies a parameter value for IP interfaces. The **no** version removes the policy parameter and its contents.

**Syntax** ip policy-parameter hierarchical *parameterName* { *nodeValue* | atm | atm-vc | atm-vp  
*vpValue* | ethernet | fr-vc | forwarding | svlan *svlanValue* | vlan }

no policy-parameter *parameterName*

- *parameterName*—Name of policy parameter
- *nodeValue*— Aggregation node number in the range 1–65535
- *vpValue*—ATM VPI number in the range 0–255
- *svlanValue*—SVLAN ID number in the range 0–4095

**Mode** Interface Configuration

**Release Information** Command introduced in JUNOS Release 8.0.0.

**Related Topics**

- Creating a Classifier Group for a Policy List

## ip policy-parameter reference-rate

---

**Description** Creates an IP policy parameter for a reference rate; creates a global parameter if it does not exist. The **no** version removes the policy parameter and its contents; if used with the **increase** keyword, decreases the value.

**Syntax** In Interface Configuration mode:  
 ip policy parameter reference-rate *parameterName* [ increase ] *value*  
 no ip policy-parameter reference-rate *parameterName* [ increase *value* ]

In Profile Configuration mode:  
 ip policy parameter reference-rate *parameterName* [ increase ] *value*  
 no ip policy-parameter reference-rate *parameterName*

- *parameterName*—Name of policy parameter up to 40 characters
- increase—Increments the existing reference rate value
- *value*—Value of the reference rate parameter, in the range 0–4292967295

**Mode** Interface Configuration, Profile Configuration

**Release Information** Command introduced in JUNOS Release 8.1.0.

### Related Topics

- Creating a Classifier Group for a Policy List

## ip prefix-list

---

**Description** Creates a prefix list for route filtering; specifies a list entry—a permit or deny clause for a network address. The **no** version removes the specified prefix list or the specified list entry.

**Syntax**

```
ip prefix-list listName { description desc |
[seq sequence] { permit | deny } ipPrefix [ge geNumber] [le leNumber] }
no ip prefix-list listName [description |
[seq sequence] [{ permit | deny } ipPrefix [ge geNumber] [le leNumber]] }
```

- *listName*—Name of the prefix list; a string of up to 32 characters
- *desc*—Description of the prefix list
- *sequence*—Number in the range 0–65535 that indicates the position the prefix list entry is to have in the list of entries already configured for the prefix list; if *sequence* is not specified, the value of the last sequence number + 5 is used
- permit—If the prefix of the route being filtered matches the specified prefix and **permit** is specified, the route is redistributed as controlled by the set actions
- deny—If the prefix of the route being filtered matches the specified prefix and **deny** is specified, the route is not redistributed
- *ipPrefix*—Network route to be filtered, in the format *network/length*, where
  - *network*—Base address of the network route to be filtered; for example, 192.168.32.0 or 10.10.0.0
  - *length*—Length of the network prefix; number of bits masking base address to produce address to be matched
- *geNumber*—Route being filtered matches if its prefix is within the range specified: greater than or equal to *geNumber* and less than or equal to 32
- *leNumber*—Route being filtered matches if its prefix is within the range specified: greater than or equal to *length* and less than or equal to *leNumber*

**Mode** Global Configuration

**Release Information** Command introduced before JUNOS Release 7.1.0.

## ip prefix-tree

---

**Description** Creates a prefix tree for best-match route filtering; specifies a tree entry—a deny or permit clause for a network address. The **no** version removes the specified prefix tree or the specified tree entry.

**Syntax** ip prefix-tree *treeName* { description *desc* | { permit | deny } *ipPrefix* }  
 no ip prefix-tree *treeName* [ description | { permit | deny } *ipPrefix* ]

- *treeName*—Name of the prefix list; a string of up to 32 characters
- *desc*—Description of the prefix list
- deny—If the prefix of the route being filtered matches the specified prefix and **deny** is specified, the route is not redistributed
- permit—If the prefix of the route being filtered matches the specified prefix and **permit** is specified, the route is redistributed as controlled by the set actions
- *ipPrefix*—Network route to be filtered, in the format *network/length*, where
  - *network*—Base address of the network route to be filtered; for example, 192.168.32.0 or 10.10.0.0
  - *length*—Length of the network prefix; number of bits masking base address to produce address to be matched

**Mode** Router Configuration

**Release Information** Command introduced before JUNOS Release 7.1.0.

## ip profile

---

**Description** Specifies the IP profile that the IPSec layer passes on to the IP layer upon request for upper-layer instantiation. The **no** version removes the association with this profile.

**Syntax** ip profile *profileName*  
 no ip profile

- *profileName*—Name of the profile that you want the IPSec layer to pass to the IP layer upon request for upper-layer instantiation

**Mode** IPSec Tunnel Profile Configuration

**Release Information** Command introduced in JUNOS Release 7.3.0.

## ip proxy-arp

---

**Description** Enables proxy ARP on an Ethernet or bridge1483 interface. Proxy ARP is enabled by default. The **no** version disables proxy ARP on an Ethernet or bridge1483 interface.

**Syntax** ip proxy-arp [ restricted | unrestricted ]  
no ip proxy-arp

- restricted—Restricts proxy-arp to hosts on the local interface
- unrestricted—Enables proxy-arp for all reachable hosts

**Mode** Interface Configuration, Subinterface Configuration

**Release Information** Command introduced before JUNOS Release 7.1.0.

## ip redirects

---

**Description** Enables the sending of redirect messages if the software is forced to resend a packet through the same interface on which it was received. The **no** version disables the sending of redirect messages.

**Syntax** [ no ] ip redirects

**Mode** Interface Configuration, Profile Configuration, Subinterface Configuration

**Release Information** Command introduced before JUNOS Release 7.1.0.

## ip refresh-route

---

**Description** Reinstalls routes removed from the IP routing table by the **clear ip route** command. There is no **no** version.

**Syntax** ip refresh-route [ vrf *vrfName* ]

- *vrfName*—Name of the VRF; string of 1–32 alphanumeric characters

**Mode** Privileged Exec

**Release Information** Command introduced before JUNOS Release 7.1.0.

## ip rip

---

**Description** Configures RIP to run on the network specified by the **network** command. Uses the default values: send version is RIP version 1, receive version is RIP version 1 and version 2, authentication is not enabled. The **no** version deletes the RIP interface.

**Syntax** [ no ] ip rip

**Mode** Interface Configuration, Subinterface Configuration

**Release Information** Command introduced before JUNOS Release 7.1.0.

## ip rip authentication key

---

**Description** Specifies the password for text authentication and the key for MD5 authentication. The **no** version clears the key for the interface. Supported only in RIP version 2. Authentication is disabled by default.

**Syntax** ip rip authentication key [ 0 | 8 ] *authkey*  
no ip rip authentication key

- 0—Indicates the *authKey* is entered in unencrypted form (plaintext); this is the default option
- 8—Indicates the *authKey* is entered in encrypted form (ciphertext)
- *authkey*—Password sent with RIP messages or the key used to encrypt/decrypt RIP messages, depending on the authentication mode set for this interface

**Mode** Interface Configuration, Subinterface Configuration

**Release Information** Command introduced before JUNOS Release 7.1.0.

## ip rip authentication mode

---

**Description** Specifies the type of authentication used on this interface. The **no** version removes authentication from the interface. Supported only in RIP version 2. Authentication is disabled by default.

**Syntax** ip rip authentication mode { text | md5 *keyID* }  
no ip rip authentication mode

- text—Sends a simple text password with each RIP message; if the password is not possessed by neighbors, the message is rejected
- md5—Encrypts and compresses the RIP message with MD5 message-digest algorithms
- *keyID*—Number identifying the MD5 key; neighbors must share the MD5 key to decrypt the message and encrypt the response

**Mode** Interface Configuration, Subinterface Configuration

**Release Information** Command introduced before JUNOS Release 7.1.0.



## ip rip bfd-liveness-detection

---

|                            |                                                                                                                                                                                                                                                                                                                                                                                                                                                                                                                                                                                                                                                                                                                                                                                                                                                                                                                                                                                                                                                                                                                                                                                                                                                                                                 |
|----------------------------|-------------------------------------------------------------------------------------------------------------------------------------------------------------------------------------------------------------------------------------------------------------------------------------------------------------------------------------------------------------------------------------------------------------------------------------------------------------------------------------------------------------------------------------------------------------------------------------------------------------------------------------------------------------------------------------------------------------------------------------------------------------------------------------------------------------------------------------------------------------------------------------------------------------------------------------------------------------------------------------------------------------------------------------------------------------------------------------------------------------------------------------------------------------------------------------------------------------------------------------------------------------------------------------------------|
| <b>Description</b>         | Enables BFD (bidirectional forwarding detection) on an interface running RIP and defines BFD values to be negotiated between peers for detection of IP data path failures. The <b>no</b> version disables BFD on the RIP interface.                                                                                                                                                                                                                                                                                                                                                                                                                                                                                                                                                                                                                                                                                                                                                                                                                                                                                                                                                                                                                                                             |
| <b>Syntax</b>              | <pre>ip rip bfd-liveness-detection [ minimum-interval <i>minInterval</i>  <br/>[ minimum-receive-interval <i>minRecInterval</i> ]<br/>[ minimum-transmit-interval <i>minTransInterval</i> ] ] [ multiplier <i>multValue</i> ]<br/>no ip rip bfd-liveness-detection</pre> <ul style="list-style-type: none"><li>■ <i>minInterval</i>—Minimum proposed transmit interval and required receive interval for BFD control packets; number in the range 100–65535 milliseconds; default value is 300 milliseconds</li><li>■ <i>minRecInterval</i>—Minimum interval at which the local peer must receive BFD control packets sent by the remote peer; number in the range 100–65535 milliseconds; default value is 300 milliseconds</li><li>■ <i>minTransInterval</i>—Minimum proposed interval between BFD control packets sent by the local peer; number in the range 100–65535 milliseconds; default value is 300 milliseconds</li><li>■ <i>multValue</i>—Detection multiplier value that the remote peer router multiplies by the local peer's negotiated transmit interval to determine the remote peer's BFD liveness detection interval; equal to the number of BFD packets that can be missed before the BFD session is declared down; number in the range 1–255; default value is 3</li></ul> |
| <b>Mode</b>                | Interface Configuration                                                                                                                                                                                                                                                                                                                                                                                                                                                                                                                                                                                                                                                                                                                                                                                                                                                                                                                                                                                                                                                                                                                                                                                                                                                                         |
| <b>Release Information</b> | Command introduced in JUNOS Release 8.0.0.                                                                                                                                                                                                                                                                                                                                                                                                                                                                                                                                                                                                                                                                                                                                                                                                                                                                                                                                                                                                                                                                                                                                                                                                                                                      |

## ip rip copy-to-dynamic

---

|                            |                                                                                                                                                                                                                                                                                                                                                                                                                                                        |
|----------------------------|--------------------------------------------------------------------------------------------------------------------------------------------------------------------------------------------------------------------------------------------------------------------------------------------------------------------------------------------------------------------------------------------------------------------------------------------------------|
| <b>Description</b>         | Enables RIP on dynamic, unnumbered IP interfaces. You cannot configure RIP on dynamic interfaces directly. However, this command allows dynamic, unnumbered interfaces (that refer to numbered IP interface for configuration data) to obtain RIP attributes from the numbered IP interface to which they refer. The <b>no</b> version disables the feature but does not remove all existing, active RIP interfaces that were created by this command. |
| <b>Syntax</b>              | <pre>[ no ] ip rip copy-to-dynamic</pre>                                                                                                                                                                                                                                                                                                                                                                                                               |
| <b>Mode</b>                | Interface Configuration                                                                                                                                                                                                                                                                                                                                                                                                                                |
| <b>Release Information</b> | Command introduced before JUNOS Release 7.1.0.                                                                                                                                                                                                                                                                                                                                                                                                         |

## ip rip receive version

---

**Description** Restricts the RIP version that the router can receive on an interface. The **no** version sets the interface back to the default value, receiving both RIP version 1 and version 2.

**Syntax** ip rip receive version { 1 | 2 | 1 2 | 2 1 | off }  
no ip rip receive version

- 1—Specifies RIP version 1 only
- 2—Specifies RIP version 2 only
- 1 2—Specifies RIP version 1 and version 2
- 2 1—Specifies RIP version 2 and version 1
- off—Turns reception off

**Mode** Interface Configuration, Subinterface Configuration

**Release Information** Command introduced before JUNOS Release 7.1.0.

## ip rip send version

---

**Description** Restricts the RIP version that the router can send on an interface. The **no** version sets the interface back to the default value, sending only RIP version 1.

**Syntax** ip rip send version { 1 | 2 | 1 2 | 2 1 | off }  
no ip rip send version

- 1—Specifies RIP version 1 only
- 2—Specifies RIP version 2 only
- 1 2—Specifies RIP version 1 and version 2
- 2 1—Specifies RIP version 2 and version 1
- off—Turns reception off

**Mode** Interface Configuration, Subinterface Configuration

**Release Information** Command introduced before JUNOS Release 7.1.0.

## ip route

---

**Description** Establishes static routes and can also enable Bidirectional Forwarding Detection (BFD) for the static route. The **no** version removes static routes or removes BFD from the static route.

**Syntax** `ip route [ vrf vrfName ] { ipAddress ipMask { ipNextHop  
[ interfaceType interfaceSpecifier ] | interfaceType interfaceSpecifier } }  
[ distance ] [ tag tagVal ] [ permanent ] [ verify rtr rtrIndex [ last-resort ] ]  
[ verify bfd-liveness-detection [ minimum-interval minInterval |  
[ minimum-receive-interval minRecInterval ]  
[ minimum-transmit-interval minTransInterval ] ] [ multiplier multValue ] [last-resort] ]`  
`no ip route [ vrf vrfName ] ipAddress ipMask [ ipNextHop | interfaceType  
interfaceSpecifier ] [ distance ]`

- *vrfName*—Name of the VRF if the static route is being established within a VRF context; available only in Global Configuration mode
- *ipAddress*—Destination IP address
- *ipMask*—IP mask for the destination
- *ipNextHop*—IP address of the next hop that can be used to reach the destination network
- *interfaceType*—Interface type; see *Interface Types and Specifiers* in *About This Guide*
- *interfaceSpecifier*—Particular interface; format varies according to interface type; see *Interface Types and Specifiers* in *About This Guide*
- *distance*—Administrative distance for this route in the range 0–254
- *tagVal*—Number in the range 0–4294967295 that identifies the tag for this route
- *permanent*—Specifies that the route will not be removed, even if the interface shuts down
- *verify rtr*—Installs the static route in the routing table only if the next hop to the specified destination address is resolved and if the specified RTR operation is currently reachable
- *rtrIndex*—Number of the RTR operation to be verified; there is no default value
- *last-resort*—Installs the static route in the routing table even if the specified RTR operation is currently unreachable, provided that no other static route to the same network prefix is available
- *verify bfd-liveness-detection*—Installs the static route in the routing table only if the next hop to the specified destination address is verifiable by means of BFD liveness detection

- *minInterval*—Minimum proposed transmit interval and required receive interval for BFD control packets; number in the range 100–65535 milliseconds; default value is 300 milliseconds
- *minRecInterval*—Minimum interval at which the local peer must receive BFD control packets sent by the remote peer; number in the range 100–65535 milliseconds; default value is 300 milliseconds
- *minTransInterval*—Minimum proposed interval between BFD control packets sent by the local peer; number in the range 100–65535 milliseconds; default value is 300 milliseconds
- *multValue*—Detection multiplier value that the remote peer router multiplies by the local peer's negotiated transmit interval to determine the remote peer's BFD liveness detection interval; equal to the number of BFD packets that can be missed before the BFD session is declared down; number in the range 1–255; default value is 3

**Mode** Global Configuration, VRF Configuration

**Release Information** Command introduced before JUNOS Release 7.1.0.

## ip route-cache flow sampled

---

**Description** Enables J-Flow statistics on an interface. The **no** version disables J-Flow statistics on the interface.

**Syntax** [ no ] ip route-cache flow sampled

**Mode** Interface Configuration, Profile Configuration

**Release Information** Command introduced before JUNOS Release 7.1.0.  
Profile Configuration mode added in JUNOS Release 7.2.0.

## ip route-map ip-subscriber

---

**Description** Configures an interface for route-map processing and specifies the route map that is applied to the IP interface subscriber. If no route map is specified, then all packets will trigger the creation of a dynamic subscriber interface. The **no** version deletes the route map.

**Syntax** ip route-map ip-subscriber *routeMapName*  
no ip route-map ip-subscriber

- *routeMapName*—Name of route map

**Mode** Interface Configuration, Profile Configuration

**Release Information** Command introduced before JUNOS Release 7.1.0.

## ip route-type

---

**Description** Specifies whether BGP, IS-IS, OSPF, or RIP routes are available only for unicast forwarding, only for multicast reverse path forwarding checks, or for both. The **no** version restores the default value, **unicast** for BGP or **both** for IS-IS, OSPF, and RIP.

**Syntax** For BGP:  
ip route-type [ unicast | both ]  
no ip route-type

For IS-IS, OSPF, and RIP:  
ip route-type [ unicast | multicast | both ]  
no ip route-type

- unicast—Specifies that routes for the protocol are available only for unicast forwarding
- multicast—Specifies that routes for the protocol are available only for multicast route path forwarding checks; this option is not available for BGP
- both—Specifies that routes for the protocol are available for both unicast forwarding and multicast route path forwarding checks

**Mode** Address Family Configuration (RIP), Router Configuration

**Release Information** Command introduced before JUNOS Release 7.1.0.

## ip router-id

---

**Description** Establishes the IP address of a router. The **no** version removes the IP address assignment.

**Syntax** [ no ] ip router-id [ *vrfName* ] *ipAddress*

- *vrfName*—Name of the VRF; string of 1–32 alphanumeric characters
- *ipAddress*—IP address of the router

**Mode** Global Configuration

**Release Information** Command introduced before JUNOS Release 7.1.0.

**Related Topics**

- Configuring the Loopback Interface and Router ID for BGP

## ip router isis

---

**Description** Configures an IS-IS routing process for IP on an interface. The **no** version disables IS-IS for IP on the interface.

**Syntax** [ no ] ip router isis [ *tag* ]

- *tag*—Meaningful name for a routing process. If not specified, a null tag is assumed. The name must be unique among all IP router processes for a given router. Use the same text for the argument tag as specified in the **router isis** command.

**Mode** Interface Configuration, Subinterface Configuration

**Release Information** Command introduced before JUNOS Release 7.1.0.

## ip-router-name

---

**Description** Assigns an IPv4 virtual router. The **no** version restores the default router.



**NOTE:** This command replaces the deprecated **router-name** command, which may be removed completely in a future release.

**Syntax** [ no ] ip-router-name *vrName*

- *vrName*—Name of the virtual router; string of 1–32 alphanumeric characters

**Mode** Domain Map Configuration

**Release Information** Command introduced in JUNOS Release 9.0.0.

## ip rpf-route

---

|                            |                                                                                                                                                                                                                                                                                                                                                                                                                                                                                                                                                                                                                                                                                                                                                                                                                                                                                                                                                                                                                                                |
|----------------------------|------------------------------------------------------------------------------------------------------------------------------------------------------------------------------------------------------------------------------------------------------------------------------------------------------------------------------------------------------------------------------------------------------------------------------------------------------------------------------------------------------------------------------------------------------------------------------------------------------------------------------------------------------------------------------------------------------------------------------------------------------------------------------------------------------------------------------------------------------------------------------------------------------------------------------------------------------------------------------------------------------------------------------------------------|
| <b>Description</b>         | Customizes static routes that the router can use to verify source addresses in multicast packets. The <b>no</b> version removes the static route.                                                                                                                                                                                                                                                                                                                                                                                                                                                                                                                                                                                                                                                                                                                                                                                                                                                                                              |
| <b>Syntax</b>              | <pre>ip rpf-route <i>ipAddress</i> <i>addressMask</i> { <i>nextHopIpAddress</i>   <i>nextHopInterfaceType</i> <i>nextHopInterfaceSpecifier</i> } [ <i>distanceValue</i> ] [ <i>tag</i> <i>tagValue</i> ]  [ no ] ip rpf-route <i>ipAddress</i> <i>addressMask</i></pre> <ul style="list-style-type: none"><li>■ <i>ipAddress</i>—IP address of the destination network</li><li>■ <i>addressMask</i>—Subnet mask for the destination network</li><li>■ <i>nextHopIpAddress</i>—IP address of the next hop</li><li>■ <i>nextHopInterfaceType</i>—Interface type; see <i>Interface Types and Specifiers</i> in <i>About This Guide</i></li><li>■ <i>nextHopInterfaceSpecifier</i>—Particular interface; format varies according to interface type; see <i>Interface Types and Specifiers</i> in <i>About This Guide</i></li><li>■ <i>distanceValue</i>—Number in the range 0–255 that indicates the preference for this route</li><li>■ <i>tagValue</i>—Number in the range 0–4294967295 that identifies the route in the routing table</li></ul> |
| <b>Mode</b>                | Global Configuration                                                                                                                                                                                                                                                                                                                                                                                                                                                                                                                                                                                                                                                                                                                                                                                                                                                                                                                                                                                                                           |
| <b>Release Information</b> | Command introduced before JUNOS Release 7.1.0.                                                                                                                                                                                                                                                                                                                                                                                                                                                                                                                                                                                                                                                                                                                                                                                                                                                                                                                                                                                                 |

## ip rsvp authentication

---

|                    |                                                                                                                                                                                           |
|--------------------|-------------------------------------------------------------------------------------------------------------------------------------------------------------------------------------------|
| <b>Description</b> | Enables MD5 authentication on the RSVP interface in implementations on routers from other vendors. See the <b>mpls rsvp authentication</b> command for a complete description and syntax. |
|--------------------|-------------------------------------------------------------------------------------------------------------------------------------------------------------------------------------------|

## ip rsvp authentication key

---

|                    |                                                                                                                                                                                                      |
|--------------------|------------------------------------------------------------------------------------------------------------------------------------------------------------------------------------------------------|
| <b>Description</b> | Assigns a key for MD5 authentication between RSVP peers in implementations on routers from other vendors. See the <b>mpls rsvp authentication key</b> command for a complete description and syntax. |
|--------------------|------------------------------------------------------------------------------------------------------------------------------------------------------------------------------------------------------|

## ip rsvp bandwidth

---

|                    |                                                                                                                                                                                 |
|--------------------|---------------------------------------------------------------------------------------------------------------------------------------------------------------------------------|
| <b>Description</b> | Specifies the total bandwidth <i>reservable</i> on the interface in a non-E-series implementation. See the <b>mpls bandwidth</b> command for a complete description and syntax. |
|--------------------|---------------------------------------------------------------------------------------------------------------------------------------------------------------------------------|

## ip rsvp bfd-liveness-detection

---

**Description** Enables BFD (bidirectional forwarding detection) on an interface running RSVP-TE and defines BFD values to be negotiated between RSVP-TE neighbors for detection of IP data path failures. See the **mpls rsvp bfd-liveness-detection** command for a complete description and syntax.

## ip rsvp signalling hello

---

**Description** Turns on or configures RSVP-TE hello support. See the **mpls rsvp signalling hello** command for a complete description and syntax.

## ip sa-validate

---

**Description** Enables source address validation on an interface. This feature verifies that a packet has been sent from a valid source address. When a packet arrives on an interface, the router performs a routing table lookup using the source address. The result from the routing table lookup is an interface to which packets destined for that address are routed. This interface must match the interface that the packet arrived on. If it does not match, the router drops the packet. The **no** version disables source address validation.

**Syntax** [ no ] ip sa-validate

**Mode** Interface Configuration, Profile Configuration

**Release Information** Command introduced before JUNOS Release 7.1.0.

## ip sa-validate trap-enable

---

**Description** Enables the generation of source address validation failure traps. The **no** version disables the generation of source address validation failure traps.

**Syntax** [ no ] ip sa-validate [ vrf *vrfName* ] trap-enable

- *vrfName*—Name of the VRF; string of 1–32 alphanumeric characters

**Mode** Global Configuration

**Release Information** Command introduced in JUNOS Release 7.1.0.



## ip service-profile

---

|                            |                                                                                                                                                                     |
|----------------------------|---------------------------------------------------------------------------------------------------------------------------------------------------------------------|
| <b>Description</b>         | Specifies a service profile used in the route map and enters Service Profile configuration mode. The <b>no</b> version deletes the profile.                         |
| <b>Syntax</b>              | <pre>ip service-profile <i>profileName</i> no ip service-profile</pre> <ul style="list-style-type: none"><li>■ <i>profileName</i>—Name of service profile</li></ul> |
| <b>Mode</b>                | Global Configuration                                                                                                                                                |
| <b>Release Information</b> | Command introduced before JUNOS Release 7.1.0.                                                                                                                      |

## ip share-interface

---

|                            |                                                                                                                                                                                                                                                                                                                                                                                                                                   |
|----------------------------|-----------------------------------------------------------------------------------------------------------------------------------------------------------------------------------------------------------------------------------------------------------------------------------------------------------------------------------------------------------------------------------------------------------------------------------|
| <b>Description</b>         | Specifies the layer 2 interface that an IP interface will share in the current virtual router. The <b>no</b> version removes the association between the layer 2 interface and the shared IP interface.                                                                                                                                                                                                                           |
| <b>Syntax</b>              | <pre>ip share-interface <i>interfaceType interfaceSpecifier</i> no ip share-interface</pre> <ul style="list-style-type: none"><li>■ <i>interfaceType</i>—Interface type; see <i>Interface Types and Specifiers</i> in <i>About This Guide</i></li><li>■ <i>interfaceSpecifier</i>—Particular interface; format varies according to interface type; see <i>Interface Types and Specifiers</i> in <i>About This Guide</i></li></ul> |
| <b>Mode</b>                | Interface Configuration                                                                                                                                                                                                                                                                                                                                                                                                           |
| <b>Release Information</b> | Command introduced before JUNOS Release 7.1.0.                                                                                                                                                                                                                                                                                                                                                                                    |

## ip share-nexthop

---

|                            |                                                                                                                                                                                                                                                                                                          |
|----------------------------|----------------------------------------------------------------------------------------------------------------------------------------------------------------------------------------------------------------------------------------------------------------------------------------------------------|
| <b>Description</b>         | Specifies that the shared IP interface dynamically tracks a next hop for the specified destination. The <b>no</b> version halts tracking of the next hop.                                                                                                                                                |
| <b>Syntax</b>              | <pre>ip share-nexthop <i>ipAddress</i> [ virtual-router <i>vrName</i> ] no ip share-nexthop</pre> <ul style="list-style-type: none"><li>■ <i>ipAddress</i>—IP address of the destination for which the next hop is tracked</li><li>■ <i>vrName</i>—Name of the virtual router for the next hop</li></ul> |
| <b>Mode</b>                | Interface Configuration                                                                                                                                                                                                                                                                                  |
| <b>Release Information</b> | Command introduced before JUNOS Release 7.1.0.                                                                                                                                                                                                                                                           |

## ip shutdown

---

|                            |                                                                           |
|----------------------------|---------------------------------------------------------------------------|
| <b>Description</b>         | Shuts down an IP interface. The <b>no</b> version restarts the interface. |
| <b>Syntax</b>              | [ no ] ip shutdown                                                        |
| <b>Mode</b>                | Interface Configuration, Subinterface Configuration                       |
| <b>Release Information</b> | Command introduced before JUNOS Release 7.1.0.                            |

## ip source-prefix

---

|                            |                                                                                                                                                                                                                                                                                                                                                     |
|----------------------------|-----------------------------------------------------------------------------------------------------------------------------------------------------------------------------------------------------------------------------------------------------------------------------------------------------------------------------------------------------|
| <b>Description</b>         | Configures a subscriber interface or a primary IP interface that is enabled for dynamic creation of subscriber interfaces to demultiplex traffic with the specified IP address and mask. The <b>no</b> version removes the association between the interface and the specified IP address and mask.                                                 |
| <b>Syntax</b>              | [ no ] ip source-prefix <i>ipAddress</i> <i>ipAddressMask</i> deny <ul style="list-style-type: none"> <li>■ <i>ipAddress</i>—IP address of the physical interface that receives messages for this subscriber</li> <li>■ <i>ipAddressMask</i>—Network mask for associated IP subnet</li> <li>■ deny—Filters packets matching this command</li> </ul> |
| <b>Mode</b>                | Interface Configuration, Subinterface Configuration                                                                                                                                                                                                                                                                                                 |
| <b>Release Information</b> | Command introduced before JUNOS Release 7.1.0.                                                                                                                                                                                                                                                                                                      |

## ip source-route

---

|                            |                                                                                                                                                                          |
|----------------------------|--------------------------------------------------------------------------------------------------------------------------------------------------------------------------|
| <b>Description</b>         | Enables the forwarding of source-routed packets in a VR or VRF. The <b>no</b> version disables forwarding. Forwarding is disabled by default in all VRs.                 |
| <b>Syntax</b>              | [ no ] ip source-route [ vrf <i>vrfName</i> ] <ul style="list-style-type: none"> <li>■ <i>vrfName</i>—Name of the VRF; string of 1–32 alphanumeric characters</li> </ul> |
| <b>Mode</b>                | Global Configuration                                                                                                                                                     |
| <b>Release Information</b> | Command introduced before JUNOS Release 7.1.0.                                                                                                                           |

## ip speed

---

|                            |                                                                                                                                                               |
|----------------------------|---------------------------------------------------------------------------------------------------------------------------------------------------------------|
| <b>Description</b>         | Sets the speed of an IP interface in bits per second. The <b>no</b> version restores the default value, 0 bps.                                                |
| <b>Syntax</b>              | [ no ] ip speed <i>adminSpeed</i> <ul style="list-style-type: none"><li>■ <i>adminSpeed</i>—Speed of the interface in bps in the range 1–4294967295</li></ul> |
| <b>Mode</b>                | Interface Configuration, Subinterface Configuration                                                                                                           |
| <b>Release Information</b> | Command introduced before JUNOS Release 7.1.0.                                                                                                                |

## ip split-horizon

---

|                            |                                                                                                                                                                                                                                            |
|----------------------------|--------------------------------------------------------------------------------------------------------------------------------------------------------------------------------------------------------------------------------------------|
| <b>Description</b>         | Enables split horizon, preventing the RIP router from advertising routes from the interface originating the route, reducing the possibility of routing loops; this is the default condition. The <b>no</b> version disables split horizon. |
| <b>Syntax</b>              | [ no ] ip split-horizon                                                                                                                                                                                                                    |
| <b>Mode</b>                | Interface Configuration, Subinterface Configuration                                                                                                                                                                                        |
| <b>Release Information</b> | Command introduced before JUNOS Release 7.1.0.                                                                                                                                                                                             |

## ip ssh authentication-retries

---

|                            |                                                                                                                                                                                                                                                                   |
|----------------------------|-------------------------------------------------------------------------------------------------------------------------------------------------------------------------------------------------------------------------------------------------------------------|
| <b>Description</b>         | Sets the number of times that a user can retry a failed authentication (such as trying to correct a wrong password) before the server terminates the connection. The <b>no</b> version restores the default value, 20 retries.                                    |
| <b>Syntax</b>              | ip ssh authentication-retries <i>retryLimit</i><br>no ip ssh authentication-retries <ul style="list-style-type: none"><li>■ <i>retryLimit</i>—Number of times authentication can be retried after the initial failure within a given connection attempt</li></ul> |
| <b>Mode</b>                | Global Configuration                                                                                                                                                                                                                                              |
| <b>Release Information</b> | Command introduced before JUNOS Release 7.1.0.                                                                                                                                                                                                                    |

## ip ssh crypto

---

**Description** Adds an encryption algorithm to the specified list of supported algorithms. The **no** version removes or excludes an algorithm from the specified list. The **default** version restores the default algorithms for the specified list.

**Syntax** ip ssh crypto [ client-to-server | server-to-client ] [ no | default ] *cipherAlgorithm*

- client-to-server—Adds the specified algorithm to the SSH server's list of supported inbound algorithms
- server-to-client—Adds the specified algorithm to the SSH server's list of supported outbound algorithms
- no—Removes or excludes the specified algorithm from the list
- default—Restores the specified list to the factory defaults, which includes 3des-cbc, twofish-cbc, and blowfish-cbc
- *cipherAlgorithm*—Algorithm to add to the list

**Mode** Global Configuration

**Release Information** Command introduced before JUNOS Release 7.1.0.

## ip ssh disable-user-authentication

---

**Description** Disables RADIUS password authentication, resulting in the acceptance of all SSH clients that pass protocol negotiation. The **no** version restores RADIUS authentication.

**Syntax** [ no ] ip ssh disable-user-authentication

**Mode** Global Configuration

**Release Information** Command introduced before JUNOS Release 7.1.0.

## ip ssh mac

---

**Description** Adds a MAC algorithm to the specified list of supported algorithms. The **no** version removes or excludes an algorithm from the specified list. The **default** version restores the default algorithms for the specified list.

**Syntax** `ip ssh mac [ client-to-server | server-to-client ] [ no | default ] macAlgorithm`

- `client-to-server`—Adds the specified algorithm to the SSH server's list of supported inbound algorithms
- `server-to-client`—Adds the specified algorithm to the SSH server's list of supported outbound algorithms
- `no`—Removes or excludes the specified algorithm from the list
- `default`—Restores the specified list to the factory defaults, which includes hmac-md5, hmac-sha1, and hmac-sha1-96
- *macAlgorithm*—Algorithm to add to the list

**Mode** Global Configuration

**Release Information** Command introduced before JUNOS Release 7.1.0.

## ip ssh sleep

---

**Description** Sets a sleep period in seconds for users that have exceeded the authentication retry limit. Connection attempts from the user at the same host are denied until this period expires. The **no** version restores the default value, 600 seconds.

**Syntax** `ip ssh sleep sleepPeriod`  
`no ip ssh sleep`

- *sleepPeriod*—Period in the range 0–4294967295 seconds

**Mode** Global Configuration

**Release Information** Command introduced before JUNOS Release 7.1.0.

## ip ssh timeout

---

**Description** Sets a timeout period in seconds. The SSH server terminates the connection if protocol negotiation—including user authentication—is not complete within this timeout. The **no** version restores the default value, 600 seconds.

**Syntax** `ip ssh timeout timeout`  
`no ip ssh timeout`

- *timeout*—Period in the range 10–600 seconds

**Mode** Global Configuration

**Release Information** Command introduced before JUNOS Release 7.1.0.

## ip static-route table-map

---

**Description** Filters static routes before adding them to the routing table. The **no** version deletes the table map.

**Syntax** `ip static-route table-map [ vrf vrfName ] mapName`  
`no ip static-route table-map [ vrf vrfName ] [ mapName ]`

- *vrfName*—Name of the VRF; string of 1–32 alphanumeric characters
- *mapName*—Name of the table map that you want the router to use

**Mode** Global Configuration

**Release Information** Command introduced before JUNOS Release 7.1.0.

## ip summary-address

---

**Description** Summarizes specified addresses for RIP. The **no** version removes the summarization.

**Syntax** `ip summary-address [ rip ] ipAddress ipAddressMask [ metric ]`  
`no ip summary-address [ rip ] ipAddress ipAddressMask`

- *rip*—Specifies optional keyword for compatibility with non-E-series implementations
- *ipAddress*—IP address identifying the route to be summarized
- *ipAddressMask*—Network mask identifying the route to be summarized
- *metric*—Specifies a metric for the summary address; default value is 1

**Mode** Address Family Configuration, Router Configuration

**Release Information** Command introduced before JUNOS Release 7.1.0.

## ip tcp ack-rst-and-syn

---

**Description** The **ip** keyword for **tcp** commands is now optional (with the exception of the **ip tcp adjust-mss** command, which is IPv4 specific). For information about this command and any other **ip tcp** command, see the **tcp** commands.

## ip tcp adjust-mss

---

**Description** Modifies the maximum segment size (MSS) for TCP SYN packets traveling through the interface. The router compares the MSS value of incoming or outgoing packets against the MSS adjustment value. For any packet that contains an MSS value larger than the MSS adjustment value, the router replaces the MSS option with the configured adjustment value. If the packet does not contain an MSS value, the router assumes a value of 536 for the packet MSS on which to base the comparison. The **no** version removes the MSS modification.



**NOTE:** The purpose behind using MSS is to alleviate problems with Path MTU Discovery (PMTUD) and resulting “black hole” detection issues. See *RFC 2923—TCP Problems with Path MTU Discovery (September 2000)* for additional information about the black hole scenario.

---

**Syntax** [ ip ] tcp adjust-mss *mssAdjustment*  
no [ ip ] tcp adjust-mss

- ip—Specifies optional keyword for use with older scripts
- *mssAdjustment*—Adjustment value for the MSS; in the range 160–10240

**Mode** Interface Configuration, Profile Configuration

**Release Information** Command introduced before JUNOS Release 7.1.0.

## ip ttl

---

**Description** Sets the hop count specified by the TTL field in the IP header used by IP for all operations unless overridden by another command. The **no** version restores the default value, 127.

**Syntax** ip ttl [ *vrfName* ] *ttlValue*  
no ip ttl [ *vrfName* ]

- *vrfName*—Name of the VRF; string of 1–32 alphanumeric characters
- *ttlValue*—Number in the range 1–255

**Mode** Global Configuration

**Release Information** Command introduced before JUNOS Release 7.1.0.

## ip tunnel reassembly

---

|                            |                                                                                                                                                                        |
|----------------------------|------------------------------------------------------------------------------------------------------------------------------------------------------------------------|
| <b>Description</b>         | Enables the reassembly of fragmented IP tunnel packets that are received on the current virtual router. The <b>no</b> version restores the default disabled condition. |
| <b>Syntax</b>              | [ no ] ip tunnel reassembly                                                                                                                                            |
| <b>Mode</b>                | Global Configuration                                                                                                                                                   |
| <b>Release Information</b> | Command introduced before JUNOS Release 7.1.0.                                                                                                                         |

## ip unnumbered

---

|                            |                                                                                                                                                                                                                                                                                                                                                                                                       |
|----------------------------|-------------------------------------------------------------------------------------------------------------------------------------------------------------------------------------------------------------------------------------------------------------------------------------------------------------------------------------------------------------------------------------------------------|
| <b>Description</b>         | Enables IP processing on an interface without assigning an explicit IP address to the interface. The <b>no</b> version disables IP processing on the interface.                                                                                                                                                                                                                                       |
| <b>Syntax</b>              | [ no ] ip unnumbered <i>interfaceType interfaceSpecifier</i> <ul style="list-style-type: none"> <li>■ <i>interfaceType</i>—Interface type; see <i>Interface Types and Specifiers</i> in <i>About This Guide</i></li> <li>■ <i>interfaceSpecifier</i>—Particular interface; format varies according to interface type; see <i>Interface Types and Specifiers</i> in <i>About This Guide</i></li> </ul> |
| <b>Mode</b>                | Interface Configuration, Profile Configuration, Subinterface Configuration                                                                                                                                                                                                                                                                                                                            |
| <b>Release Information</b> | Command introduced before JUNOS Release 7.1.0.                                                                                                                                                                                                                                                                                                                                                        |

## ip unreachable

---

|                            |                                                                                                                                                                       |
|----------------------------|-----------------------------------------------------------------------------------------------------------------------------------------------------------------------|
| <b>Description</b>         | Enables the generation of an ICMP unreachable message when a packet is received that cannot be delivered by the router. The <b>no</b> version disables this function. |
| <b>Syntax</b>              | [ no ] ip unreachable                                                                                                                                                 |
| <b>Mode</b>                | Interface Configuration, Subinterface Configuration                                                                                                                   |
| <b>Release Information</b> | Command introduced before JUNOS Release 7.1.0.                                                                                                                        |

## ip use-framed-routes ip-subscriber

---

|                            |                                                                                                                                                                                                                                                                                                                                                           |
|----------------------------|-----------------------------------------------------------------------------------------------------------------------------------------------------------------------------------------------------------------------------------------------------------------------------------------------------------------------------------------------------------|
| <b>Description</b>         | Configures the router to enable a static primary IP interface to use the RADIUS Framed-Route attribute [22]. The primary IP interface applies the framed routes as source IP addresses when creating and configuring dynamic subscriber interfaces. The <b>no</b> version disables the primary IP interface support of the Framed-Route RADIUS attribute. |
| <b>Syntax</b>              | [ no ] ip use-framed-routes ip-subscriber                                                                                                                                                                                                                                                                                                                 |
| <b>Mode</b>                | Interface Configuration                                                                                                                                                                                                                                                                                                                                   |
| <b>Release Information</b> | Command introduced in JUNOS Release 8.1.0.                                                                                                                                                                                                                                                                                                                |



## ip virtual-router

---

**Description** Specifies a virtual router in an IP profile. Dynamic interfaces created with the profile are assigned to this VR. The **no** version removes the VR from the profile; if a VR is not specified via RADIUS, then any subsequent creation process for dynamic interfaces using the profile fails.

**Syntax** [ no ] ip virtual-router *vrName*

- *vrName*—Name of the virtual router; a string of 1–15 alphanumeric characters

**Mode** Profile Configuration

**Release Information** Command introduced before JUNOS Release 7.1.0.

## ip vrf

---

**Description** Creates a VRF or accesses VRF Configuration mode to configure a VRF. The **no** version deletes the VRF.



**NOTE:** After creating the VRF, you must configure a route distinguisher for it via the **rd** command; otherwise, the VRF will not operate.

**Syntax** ip vrf *vrfName*  
no ip vrf *vrfName* [ wait-for-completion [ *waitSeconds* ] ]

- *vrfName*—Name of the VRF; a string of 1–32 alphanumeric characters
- wait-for-completion—Specifies (in the absence of *waitSeconds*) that the CLI waits for completion of the **no** version operation before it returns a prompt, regardless of how long that takes
- *waitSeconds*—Number of seconds in the range 1–64000 that the CLI waits before it returns a prompt, regardless of whether the **no** version operation has completed

**Mode** Global Configuration

**Release Information** Command introduced before JUNOS Release 7.1.0.

## ip vrf forwarding

---

**Description** Assigns a VRF to an interface or subinterface. Optionally specifies secondary routing table lookup on the parent (global) virtual router forwarding table if a lookup on the initial VRF forwarding table does not yield any results. The **no** version removes the assignment or discontinues the secondary routing table lookup option.



**NOTE:** The **ip vrf forwarding** command changes the prompt to indicate that the CLI is now in Interface or Subinterface Configuration mode within the child VRF. This condition persists only for as long as you are configuring attributes on the given interface within the VRF. Entering a top-level command, such as **interface**, within this VRF context takes the CLI out of the VRF context back to the parent VR context.

**NOTE:** When you issue the **ip vrf forwarding** command from within the Interface Configuration or Subinterface Configuration mode of the parent VR, the IP address and other attributes of the interface are deleted from the interface. You must then reconfigure the IP attributes in the context of the VRF after issuing the command.

**Syntax** [ no ] ip vrf forwarding *vrfName* [ fallback global ]

- *vrfName*—Name of the VRF; a string of 1–32 alphanumeric characters
- fallback global—Specifies secondary routing table lookup on the parent (global) virtual router forwarding table, if an initial VRF forwarding table lookup does not yield results.

**Mode** Interface Configuration, Subinterface Configuration

**Release Information** Command introduced before JUNOS Release 7.1.0.

## ip vrrp

---

**Description** Creates a VRRP instance ID. The **no** version removes a VRID. The default is disabled.

**Syntax** [ no ] ip vrrp *vrid*

- *vrid*—VRID identifier; a number in the range 1–255

**Mode** Interface Configuration

**Release Information** Command introduced before JUNOS Release 7.1.0.

## ip vrrp accept-data

---

**Description** Enables the backup router to process packets with an IP destination address equivalent to the virtual addresses while the backup router is in the master state. The **no** version restores the default value, disabled.



**NOTE:** When using this attribute and also restricting incoming packets to ICMP only, you must use policy filters to accept only ICMP packets with the virtual address as the destination address.

**Syntax** [ no ] ip vrrp *vrid* accept-data

- *vrid*—VRID identifier; a number in the range 1–255

**Mode** Interface Configuration

**Release Information** Command introduced before JUNOS Release 7.1.0.

## ip vrrp advertise-interval

---

**Description** Configures the VRRP advertisement interval time. You must use seconds to comply with RFC 2338. Use milliseconds only if all VRRP instances peering for the given VRID are composed of E-series routers. The **no** version restores the default value, 1 second.

**Syntax** ip vrrp *vrid* advertise-interval *advertiseInterval* [ seconds | milliseconds ]  
no ip vrrp *vrid* advertise-interval

- *vrid*—VRID identifier; a number in the range 1–255
- *advertiseInterval*—Advertisement period in seconds or milliseconds; in the range 1–255 seconds or 100–255000 milliseconds
- seconds—Specifies interval in seconds
- milliseconds—Specifies interval in milliseconds

**Mode** Interface Configuration

**Release Information** Command introduced before JUNOS Release 7.1.0.

## ip vrrp authentication-key

---

**Description** Specifies the authentication key. This command is only valid if the **text** keyword was selected in the **ip vrrp authentication-type** command. The **no** version negates the command or restores the default.

**Syntax** ip vrrp *vrid* authentication-key *key*  
 no ip vrrp *vrid* authentication-key

- *vrid*—VRID identifier; a number in the range 1–255
- *key*—String of 1–8 characters

**Mode** Interface Configuration

**Release Information** Command introduced before JUNOS Release 7.1.0.

## ip vrrp authentication-type

---

**Description** Specifies the VRRP authentication type. The **no** version restores the default value, none.

**Syntax** ip vrrp *vrid* authentication-type { none | text }  
 no ip vrrp *vrid* authentication-type

- *vrid*—VRID identifier; a number in the range 1–255
- none—Disables authentication
- text—Specifies simple text password

**Mode** Interface Configuration

**Release Information** Command introduced before JUNOS Release 7.1.0.

## ip vrrp enable

---

**Description** Enables a VRID. The **no** version disables a VRID. The default is disabled.

**Syntax** [ no ] ip vrrp *vrid* [ enable ]

- *vrid*—VRID identifier; a number in the range 1–255

**Mode** Interface Configuration

**Release Information** Command introduced before JUNOS Release 7.1.0.

## ip vrrp preempt

---

|                            |                                                                                                                                               |
|----------------------------|-----------------------------------------------------------------------------------------------------------------------------------------------|
| <b>Description</b>         | Enables VRRP preemption. The <b>no</b> version disables VRRP preemption. The default is enabled.                                              |
| <b>Syntax</b>              | [ no ] ip vrrp <i>vrid</i> preempt <ul style="list-style-type: none"><li>■ <i>vrid</i>—VRID identifier; a number in the range 1–255</li></ul> |
| <b>Mode</b>                | Interface Configuration                                                                                                                       |
| <b>Release Information</b> | Command introduced before JUNOS Release 7.1.0.                                                                                                |

## ip vrrp priority

---

|                            |                                                                                                                                                                                                                                                                                                                     |
|----------------------------|---------------------------------------------------------------------------------------------------------------------------------------------------------------------------------------------------------------------------------------------------------------------------------------------------------------------|
| <b>Description</b>         | Configures the priority of VRRP routers. The <b>no</b> version restores the default value, 100.                                                                                                                                                                                                                     |
| <b>Syntax</b>              | ip vrrp <i>vrid</i> priority <i>priorityValue</i><br>no ip vrrp <i>vrid</i> priority <ul style="list-style-type: none"><li>■ <i>vrid</i>—VRID identifier; a number in the range 1–255</li><li>■ <i>priorityValue</i>—Priority value of the VRRP router; a number in the range 1–255; default value is 100</li></ul> |
| <b>Mode</b>                | Interface Configuration                                                                                                                                                                                                                                                                                             |
| <b>Release Information</b> | Command introduced before JUNOS Release 7.1.0.                                                                                                                                                                                                                                                                      |

## ip vrrp track

---

|                            |                                                                                                                                                                                                                                                                                                                                                                                                                                     |
|----------------------------|-------------------------------------------------------------------------------------------------------------------------------------------------------------------------------------------------------------------------------------------------------------------------------------------------------------------------------------------------------------------------------------------------------------------------------------|
| <b>Description</b>         | Tracks a specified object and changes the priority of that object when the state of the object changes from an up state to a down state. The priority is decremented by the specified value or by the default value (100; when no decrement value is specified). The object priority is restored when the state of the object changes from a down state to an up state. The <b>no</b> version disables any tracking for the object. |
| <b>Syntax</b>              | ip vrrp <i>vrid</i> track <i>objectName</i> [ decrement <i>priorityValue</i> ]<br>no ip vrrp <i>vrid</i> track <i>objectName</i> <ul style="list-style-type: none"><li>■ <i>vrid</i>—VRID identifier; a number in the range 1–255</li><li>■ <i>objectName</i>—Name of the object to track</li><li>■ <i>priorityValue</i>—Priority value of the VRRP router; a number in the range 1–255; default value is 100</li></ul>             |
| <b>Mode</b>                | Interface Configuration                                                                                                                                                                                                                                                                                                                                                                                                             |
| <b>Release Information</b> | Command introduced in JUNOS Release 7.2.0.                                                                                                                                                                                                                                                                                                                                                                                          |

## ip vrrp virtual-address

---

**Description** Associates an IP address with a VRID. The **no** version removes a list of IP addresses associated with a VRID. The **no** version clears the auto flag, if auto addresses are being used. There is no default.

**Syntax** ip vrrp *vrid* virtual-address { auto | ipAddress *ipAddress* [ ipAddress *ipAddress* ]\* }  
 no ip vrrp *vrid* virtual-address [ ipAddress *ipAddress* ]\*

- *vrid*—VRID identifier; a number in the range 1–255
- *ipAddress*—IP address
- \*—Indicates that one or more parameters can be repeated multiple times in a list in the command line

**Mode** Interface Configuration

**Release Information** Command introduced before JUNOS Release 7.1.0.

## ipsec ca authenticate

---

**Description** Obtains the specified CA's public key (a self-signed certificate) during online digital certificate configuration. The CA must be previously declared by the **ipsec ca identity** command. There is no **no** version; however, to remove the CA certificate, issue the **no ipsec ca identity** command for the specified CA or boot the router using the factory defaults.

**Syntax** ipsec ca authenticate *caName*

- *caName*—Name of CA

**Mode** Global Configuration

**Release Information** Command introduced before JUNOS Release 7.1.0.

## ipsec ca enroll

---

**Description** Generates a certificate request to the specified CA and retrieves the public key certificate for the router during online digital certificate configuration. The CA must be previously declared by the **ipsec ca identity** command. There is no **no** version.

**Syntax** ipsec ca enroll *caName* [ *password* ]

- *caName*—Name of CA
- *password* —Challenge password to access the CA and enable enrollment

**Mode** Global Configuration

**Release Information** Command introduced before JUNOS Release 7.1.0.

## ipsec ca identity

---

**Description** Specifies the certificate authority (CA) that the router uses for certificate requests and enters IPsec Identity Configuration mode during online digital certificate configuration. The **no** version deletes the identity information and the certificates associated with the specified CA.

**Syntax** [ no ] ipsec ca identity *name*

- *name*—Name of CA

**Mode** Global Configuration

**Release Information** Command introduced before JUNOS Release 7.1.0.

## ipsec certificate-database refresh

---

**Description** Informs the E-series router that a public key certificate has been copied to the router. There is no **no** version.

**Syntax** ipsec certificate-database refresh

**Mode** Global Configuration

**Release Information** Command introduced before JUNOS Release 7.1.0.

## ipsec certificate-request generate

---

**Description** Generates a certificate request. There is no **no** version.

**Syntax** ipsec certificate-request generate rsa *fileName*

- *rsa*—Specifies that the certificate request is issued for the RSA public key
- *fileName*—Name of the certificate request file generated on the E-series router; the filename must include a .crq extension

**Mode** Global Configuration

**Release Information** Command introduced before JUNOS Release 7.1.0.

## ipsec clear sa

---

|                            |                                                                                                                                                                                                                                                                                                                                                                                                                                                                                                                                                                                                                                                                                                                |
|----------------------------|----------------------------------------------------------------------------------------------------------------------------------------------------------------------------------------------------------------------------------------------------------------------------------------------------------------------------------------------------------------------------------------------------------------------------------------------------------------------------------------------------------------------------------------------------------------------------------------------------------------------------------------------------------------------------------------------------------------|
| <b>Description</b>         | Refreshes ISAKMP/IKE or IPSec SAs. There is no <b>no</b> version.                                                                                                                                                                                                                                                                                                                                                                                                                                                                                                                                                                                                                                              |
| <b>Syntax</b>              | <pre>ipsec clear sa { all [ state <i>tunnelState</i> ]   tunnel <i>tunnelName</i> } [ phase { 1   2 } ]</pre> <ul style="list-style-type: none"> <li>■ <b>all</b>—Reinitializes all SAs</li> <li>■ <b>state</b>—Reinitializes SAs on tunnels that are in a specific state</li> <li>■ <b><i>tunnelState</i></b>—State of tunnel, up, down, not-present</li> <li>■ <b>tunnel</b>—Specifies that an SA on a specific tunnel is to be reinitialized</li> <li>■ <b><i>tunnelName</i></b>—Name of tunnel</li> <li>■ <b>phase</b>—Specifies one of the following types of tunnel to be reinitialized: <ul style="list-style-type: none"> <li>■ 1—ISAKMP/IKE tunnels</li> <li>■ 2—IPSec tunnels</li> </ul> </li> </ul> |
| <b>Mode</b>                | Global Configuration                                                                                                                                                                                                                                                                                                                                                                                                                                                                                                                                                                                                                                                                                           |
| <b>Release Information</b> | Command introduced before JUNOS Release 7.1.0.                                                                                                                                                                                                                                                                                                                                                                                                                                                                                                                                                                                                                                                                 |

## ipsec crl

---

|                    |                                                                                                                                                                                  |
|--------------------|----------------------------------------------------------------------------------------------------------------------------------------------------------------------------------|
| <b>Description</b> | Controls how the router checks certificate revocation lists (CRLs) when determining whether to accept a peer's certificates. The <b>no</b> version restores the default setting. |
|--------------------|----------------------------------------------------------------------------------------------------------------------------------------------------------------------------------|



**NOTE:** This command is replacing the **ike crl** command. The **ike crl** command may be removed completely in a future release.

---

|                            |                                                                                                                                                                                                                                                                                                                                                                                                                                                                                                                                                                                                  |
|----------------------------|--------------------------------------------------------------------------------------------------------------------------------------------------------------------------------------------------------------------------------------------------------------------------------------------------------------------------------------------------------------------------------------------------------------------------------------------------------------------------------------------------------------------------------------------------------------------------------------------------|
| <b>Syntax</b>              | <pre>ipsec crl { ignored   optional   required }</pre> <pre>no ipsec crl</pre> <ul style="list-style-type: none"> <li>■ <b>ignored</b>—Specifies that the router will not try to find or use CRLs</li> <li>■ <b>optional</b>—Specifies that the router will try to find a CRL. If a CRL is found, the peer certificate must not appear in the CRL. If no CRL is found, the peer can still authenticate; this is the default.</li> <li>■ <b>required</b>—Specifies that the router must find a valid CRL; the CRL must be current, and the peer certificate must not appear in the CRL</li> </ul> |
| <b>Mode</b>                | Global Configuration                                                                                                                                                                                                                                                                                                                                                                                                                                                                                                                                                                             |
| <b>Release Information</b> | Command introduced before JUNOS Release 7.1.0.                                                                                                                                                                                                                                                                                                                                                                                                                                                                                                                                                   |



## ipsec identity

---

**Description** Configures the identity that the router uses in certificate requests and during negotiations with its peers. The **no** version removes the identity configuration.

**Syntax** [ no ] ipsec identity

**Mode** Global Configuration

**Release Information** Command introduced before JUNOS Release 7.1.0.

## ipsec ike-policy-rule

---

**Description** Defines and prioritizes an ISAKMP/IKE policy. ISAKMP/IKE policies define parameters to be used during ISAKMP/IKE negotiation. You can have up to 10 ISAKMP/IKE policies per router. The **no** version removes a policy. If you do not include a priority number with the **no** version, the software removes all ISAKMP/IKE policies.



**NOTE:** This command is replacing the **ipsec isakmp-policy-rule** command. The **ipsec isakmp-policy-rule** command may be removed completely in a future release.

---

**Syntax** ipsec ike-policy-rule *priority*

no ipsec ike-policy-rule [ *priority* ]

- *priority*—Identifies and prioritizes the ISAKMP/IKE policy; in the range 1 to 10000, with 1 having the highest priority

**Mode** Global Configuration

**Release Information** Command introduced before JUNOS Release 7.1.0.

## ipsec isakmp-policy-rule

---

**Description** Defines and prioritizes an ISAKMP/IKE policy. ISAKMP/IKE policies define parameters to be used during ISAKMP/IKE negotiation. You can have up to 10 ISAKMP/IKE policies per router. The **no** version removes a policy. If you do not include a priority number with the **no** version, the software removes all ISAKMP/IKE policies.



**NOTE:** This command has been replaced by the **ipsec ike-policy-rule** command and may be removed completely in a future release.

---

**Syntax** ipsec isakmp-policy-rule *priority*  
 no ipsec isakmp-policy-rule [ *priority* ]

- *priority*—Identifies and prioritizes the ISAKMP/IKE policy; in the range 1–10000, with 1 having the highest priority

**Mode** Global Configuration

**Release Information** Command introduced before JUNOS Release 7.1.0.

## ipsec key generate

---

**Description** Generates RSA key pairs. Specify the length of the key in bits, either 1024 or 2048. There is no **no** version. To remove a key pair, use the **ipsec key zeroize** command.

**Syntax** ipsec key generate rsa { 1024 | 2048 }

**Mode** Global Configuration

**Release Information** Command introduced before JUNOS Release 7.1.0.

## ipsec key manual pre-share

---

**Description** Specifies a preshared key for a remote peer, indexed by remote IP or remote identity. It can also specify a preshared key which is indexed by the local ip / remote IP pair for use in specific pairings or in group preshared keys (remote is wildcard 0.0.0.0).

Manually configured keys are used during the tunnel establishment phase when the ISAKMP/IKE policy specifies preshared key authentication.

You can identify the remote peer by either IP address or fully qualified domain name (FQDN). The **no** version deletes a preshared key.



**NOTE:** You must enter this command in the virtual router context where the IP address or FQDN of the peer is defined.

---

**Syntax** [ no ] ipsec key manual pre-share { *ipAddress* | ip address *ipAddress* | identity *fqdn* | local-ip-address *localIpAddress* [ remote-ip-address *remoteIpAddress* ] }

- *ipAddress*—Address of the peer for which the key can be used
- *fqdn*—Fully qualified domain name of the peer for which the key can be used; a maximum of 80 characters
- *localIpAddress*—Address of the local peer for which the key can be used
- *remoteIpAddress*—Address of the remote peer for which the key can be used

**Mode** Global Configuration

**Release Information** Command introduced before JUNOS Release 7.1.0.  
**local-ip-address** and **remote-ip-address** keywords added in JUNOS Release 7.3.0.  
*localIpAddress* and *remoteIpAddress* variables added in JUNOS Release 7.3.0.

## ipsec key pubkey-chain rsa

---

**Description** Enables you to configure the public key for a remote peer with which you want to establish IKE SAs. This command accesses IPSec Peer Public Key Configuration mode, from which you can enter the peer public key data without the need for a digital certificate. Public keys are used during the tunnel establishment phase when the ISAKMP/IKE policy specifies RSA digital signature authentication. The **no** version removes the peer public key from the router.

**Syntax** [ no ] ipsec key pubkey-chain rsa { address *ipAddress* | name *identityString* }

- *ipAddress*—IP address of the peer for which the public key can be used, in 32-bit dotted decimal format (for example, 192.168.32.2)
- *identityString*—Identity of the remote peer for which the public key can be used, either in fully qualified domain name (FQDN) format (for example, group003.customer535.isp.net) or in FQDN format preceded by an optional *user@* specification (for example, tsmith@group003.customer535.isp.net); maximum of 80 characters

**Mode** Global Configuration

**Release Information** Command introduced in JUNOS Release 7.1.0.

## ipsec key zeroize

---

**Description** Deletes RSA key pairs. There is no **no** version.

**Syntax** ipsec key zeroize { rsa | pre-share | all }

- *rsa*—Removes the RSA key pair from the router
- *pre-share*—Removes all preshared keys from the router
- *all*—Removes all keys within the VR context from the router

**Mode** Global Configuration

**Release Information** Command introduced before JUNOS Release 7.1.0.

## ipsec lifetime

---

**Description** Specifies the default lifetime in volume of traffic or seconds. The default lifetime applies to secure tunnels that do not have a tunnel lifetime defined. When either the volume of traffic or number of seconds limit is reached, IPSec renegotiates the SA. The **no** version restores the default values.

**Syntax** [ no ] ipsec lifetime { kilobytes *kilobytes* | seconds *seconds* }

- *kilobytes*—Volume of traffic in kilobytes that can pass between IPSec peers before the SA expires; in the range 102400–4294967295; default value is 4294967295 kilobytes; a setting of zero turns off the kilobyte lifetime
- *seconds*—Number of seconds an SA lives before expiring; in the range 7200–4294967295; default value is 28800 seconds (8 hours)

**Mode** Global Configuration

**Release Information** Command introduced before JUNOS Release 7.1.0.

## ipsec local-endpoint

---

**Description** Defines a default local endpoint used for ISAKMP/IKE negotiations and all IPSec tunnels for a transport virtual router. The **no** version restores the default settings of the local endpoint.

**Syntax** [ no ] ipsec local-endpoint *ipAddress* transport-virtual-router *transportVRName*

- *ipAddress*—IP address to use as the local endpoint
- *transportVRName*—Name of transport virtual router in which the IP address is defined

**Mode** Global Configuration

**Release Information** Command introduced before JUNOS Release 7.1.0.

## ipsec option dpd

---

**Description** Enables IPSec dead peer detection (DPD) for the current virtual router. With DPD enabled, the router detects when connectivity between the router and an IPSec peer has been terminated. The router then sets the status for the tunnel and the upper layer interfaces to down, which enables routing protocols to take alternate routes. Also, administrators can then take corrective action. The **no** version restores the default DPD setting, disabled.

**Syntax** [ no ] ipsec option dpd

**Mode** Global Configuration

**Release Information** Command introduced before JUNOS Release 7.1.0.

## ipsec option nat-t

---

**Description** Enables IPsec Network Address Translation Traversal (NAT-T) for the current virtual router. With NAT-T enabled, IPsec traffic flows transparently through a NAT device, thereby allowing one or more remote hosts located behind the NAT device to use secure L2TP/IPsec tunnels to access the router. The **ipsec option nat-t** command affects only IKE SAs negotiated on this virtual router after the command is issued; it has no effect on previously negotiated IKE SAs. The **no** version disables NAT-T for the current virtual router. The **default** version restores the default NAT-T setting, enabled.

**Syntax** [ no | default ] ipsec option nat-t

**Mode** Global Configuration

**Release Information** Command introduced before JUNOS Release 7.1.0.

## ipsec option tx-invalid-cookie

---

**Description** Enables transmission of invalid cookie notification for the current virtual router (transport VR). With invalid cookie notification enabled, the router signals to an ISAKMP peer when it does not recognize an IKE phase 1 message received from the peer. The **no** version restores the default setting, disabled.

**Syntax** [ no ] ipsec option tx-invalid-cookie

**Mode** Global Configuration

**Release Information** Command introduced in JUNOS Release 8.1.0

## ipsec transform-set

---

**Description** Creates a transform set. Transform sets used for manually configured tunnels can have only one transform. Transform sets used for signaled tunnels can have up to six transforms. Transforms are numbered in a priority sequence in the order in which you enter them. Each transform provides a different combination of data authentication and confidentiality. The **no** version deletes the transform set.

**Syntax** ipsec transform-set *transformSetName* *transform0*  
[ *transform1* [ *transform2* [ *transform3* [ *transform4* [ *transform5* ] ] ] ] ]

no ipsec transform-set *transformSetName*

- *transformSetName*—Name of the transform set
- *transform0* through *transform5*—AH or ESP transform; use the online Help to view available transforms

**Mode** Global Configuration

**Release Information** Command introduced before JUNOS Release 7.1.0.

## ipsec transport profile

---

- Description** Creates or configures a transport profile for IPsec and accesses the IPsec Transport Profile Configuration mode. The **no** version deletes the transport profile.
- Syntax** [ no ] ipsec transport profile { *profileName* [ [ virtual-router *vrName* ] ip address *ipAddress* ] | [ virtual-router *vrName* ] ip address *ipAddress* }  
no ipsec transport profile { *profileName* | [ virtual-router *vrName* ] ip address *ipAddress* }
- *profileName*—Name of the transport profile
  - *vrName*—Name of the VR on which you want to create the profile. If you do not specify a virtual router, the current virtual router context is used
  - *ipAddress*—Remote endpoint for the IPsec transport connection. You can enter a single IP address or the wildcard address of 0.0.0.0. If you use the wildcard address, the profile accepts any remote client connection, which is a typical scenario for secure remote access.
- Mode** Global Configuration
- Release Information** Command introduced before JUNOS Release 7.1.0.

## ipsec tunnel profile

---

- Description** Creates or configures a tunnel profile for IPsec and accesses the IPsec Tunnel Profile Configuration mode (config-ipsec-tunnel-profile). The **no** version deletes the tunnel profile.
- Syntax** ipsec tunnel profile *profileName* [ virtual-router *vrName* ]  
no ipsec tunnel profile *profileName*
- *profileName*—Name of the tunnel profile
  - *vrName*—Name of the VR on which you want to create the profile. If you do not specify a virtual router, the current virtual router context is used
- Mode** Global Configuration
- Release Information** Command introduced in JUNOS Release 7.3.0.

## ipv6

---

**Description** Enables an IPv6 instance on a router that does not already have an explicit IPv6 address. Normally, performing any IPv6 configuration automatically enables IPv6 on the interface. The **no** version disables IPv6 on the router.



**NOTE:** Disabling IPv6 on the router disables all IPv6 unicast routing protocols.

**Syntax** [ no ] ipv6

**Mode** Global Configuration

**Release Information** Command introduced before JUNOS Release 7.1.0.

## ipv6 access-list

---

**Description** Defines an IPv6 access list. The extended access list enables you to specify a destination address or host, precedence, and type of service. Imposes an implicit last rule of “deny ip any any” to deny all routes that do not match previous rules in the access list. The **no** version removes the IPv6 access list, the specified entry in an access list, or the log for a specified entry.

**Syntax** Extended IPv6 access list:

```
ipv6 access-list accessListName { permit | deny } { srcIPv6Prefix |
host srcIPHost | any } { dstIPv6Prefix | host dstIPHost | any } [log]
```

```
no ipv6 access-list accessListName [{ permit | deny } { srcIPv6Prefix |
host srcIPv6Host | any } { dstIPv6Prefix | host dstIPv6Host | any } [log]]
```

- *accessListName*—String of up to 32 alphanumeric characters
- *permit*—Permits access if the conditions are matched
- *deny*—Denies access if the conditions are matched
- *srcIPv6Prefix*—Source IPv6 address and mask length from which the packet is being sent
- *srcIPv6Host*—Source host IPv6 address; assumes a mask length of 128
- *any*—Creates an address of :: with a mask length of 0
- *dstIPv6Prefix*—Destination IP address and mask length
- *dstIPv6Host*—Destination host IPv6 address to which the packet is being sent
- *log*—Logs an Info event into the ipAccessList log whenever the access-list rule is matched

**Mode** Global Configuration

**Release Information** Command introduced before JUNOS Release 7.1.0.



## ipv6 access-route table-map

---

**Description** Filters access routes before an access list adds them to the routing table. The **no** version deletes the table map.

**Syntax** `ipv6 access-route [ vrf vrfName ] table-map mapName`  
`no ipv6 access-route [ vrf vrfName ] table-map [ mapName ]`

- *vrfName*—Name of the VRF; string of 1–32 alphanumeric characters
- *mapName*—Name of the table map that you want the router to use

**Mode** Global Configuration

**Release Information** Command introduced before JUNOS Release 7.1.0.  
**vrf** keyword and *vrfName* variable added in JUNOS Release 7.2.0.

## ipv6 address

---

**Description** Assigns an IPv6 address (or network) to an interface and enables IPv6 processing on that interface. The **no** version deletes the association from the interface.



**NOTE:** The link-local address for an interface is automatically configured when IPv6 is enabled on the interface.

**Syntax** `[ no ] ipv6 address ipv6Prefix [ eui-64 ]`  
`[ no ] ipv6 address [ ipv6Address maskLength [ eui-64 ] ]`

- *ipv6Prefix*—Prefix that defines the IPv6 interface or network in the format *ipv6Address/length*, where
  - *ipv6Address*—Base IPv6 address of the network route that you want to filter (for example, ::ffff:a:b:c:d)
  - *length*—Length of the network prefix; number of bits masking base address to produce address to be matched
- *ipv6Address*—Base IPv6 address of the network route that you want to filter (for example, ::ffff:a:b:c:d); the *ipv6Address* must appear in hexadecimal format using 16-bit values between colons. Refer to *RFC 2373—IP Version 6 Addressing Architecture (July 1998)* for details.
- *maskLength*—Length of the IPv6 mask. A decimal value that indicates how many of the high-order contiguous bits of the address comprise the prefix (the network portion of the address).
- *eui-64*—Specifies the use of the eui-64 interface identifier

**Mode** Interface Configuration, Profile Configuration

**Release Information** Command introduced before JUNOS Release 7.1.0.

## ipv6 block-multicast-sources

---

**Description** Prevents mroute creation by blocking multicast traffic that has a scope larger than link-local (for example, global). The **no** version restores the default behavior of creating mroutes upon receiving multicast packets.

**Syntax** [ no ] ipv6 block-multicast-sources

**Mode** Global Configuration

**Release Information** Command introduced before JUNOS Release 7.1.0.

## ipv6 classifier-list

---

**Description** Creates or modifies an IPv6 classifier control list. The **no** version removes the classifier control list.

**Syntax** ipv6 classifier-list *classifierName* [ traffic-class *trafficClassName* ]  
 [ color { green | yellow | red } ] [ user-packet-class *userPacketClassValue* ]  
 [ source-route-class *routeClassValue* ] [ destination-route-class *routeClassValue* ]  
 [ local { true | false } ]  
 [ source-address *ipv6Prefix* | source-host *ipv6Address* ]  
 [ destination-address *ipv6Prefix* | destination-host *ipv6Address* ]  
 [ precedence *precNum* | dsfield *dsFieldNum* | tcfield *tcFieldNum* ]  
 [ protocol [ *protocolQualifier* ] ]

no ipv6 classifier-list *classifierName* [ *classifierNumber* ]

- *classifierName*—Name of the classifier control list entry
- *trafficClassName*—Name of the traffic class to match
- green—Matches packet color to green, indicating a low drop preference
- yellow—Matches packet color to yellow, indicating a medium drop preference
- red—Matches packet color to red, indicating a high drop preference
- *userPacketClassValue*—User packet value to match
- *routeClassValue*—Value of the source or destination route-class; in the range 0–255
- local—Specifies traffic destined for this interface
  - true—Matches packets that are locally destined
  - false—Matches packets that are not locally destined
- *ipv6Prefix*—Prefix that defines the IPv6 interface or network
- *ipv6Address*—Base IPv6 address of the network route
- *precNum*—Upper three bits of the traffic class byte; in the range 0–7
- *dsFieldNum*—Upper six bits of the traffic class byte; in the range 0–63
- *tcFieldNum*—Whole eight bits of the traffic class byte; in the range 0–255
- *protocol*—Protocol type to match; **tcp**, **udp**, **icmpv6**, or protocol number in the range 0–255

- *protocolQualifier*—Specifies the following protocol-specific parameters:  
For TCP and UDP:
  - *source-port* or *destination-port*—Specifies that a source or destination port is matched
  - *portOperator*—One of the following classifier parameters. See *JUNOS Policy Management Configuration Guide, Chapter 2, Creating Classifier Control Lists for Policies*, for details.
    - *lt*—Less than
    - *gt*—Greater than
    - *eq*—Equal to
    - *ne*—Not equal
    - *range*—Range of port numbers
  - *portNumber*—Port number of the source or destination port
- For TCP only:
  - *tcpFlag*; a logic equation that specifies flag bit values; ! means logical NOT and & means logical AND; use any of the following flag names:
    - *ack*—0x10
    - *fin*—0x01
    - *psh*—0x08
    - *rst*—0x04
    - *syn*—0x02
    - *urg*—0x20
- For ICMPv6:
  - *icmpType*—ICMP message type
  - *icmpCode*—ICMP message code
- *classifierNumber*—Index of the classifier control list entry to be deleted



**NOTE:** The **local-input** keyword for the **ipv6 policy** command is deprecated, and may be completely removed in a future release. The keyword should be removed from scripts.

You should recreate any local input policies using the **ipv6 classifier-list local true** command and attaching the policies using the **ipv6 policy secondary-input** command.

**Mode** Global Configuration

**Release Information** Command introduced before JUNOS Release 7.1.0.

#### Related Topics

- Creating or Modifying Classifier Control Lists for IPv6 Policy Lists

## ipv6 description

---

|                            |                                                                                                                                                                                                                  |
|----------------------------|------------------------------------------------------------------------------------------------------------------------------------------------------------------------------------------------------------------|
| <b>Description</b>         | Assigns a text description or an alias to an IPv6 interface or subinterface. Use the <b>show ipv6 interface</b> command to display the text description. The <b>no</b> version removes the description or alias. |
| <b>Syntax</b>              | ipv6 description <i>name</i><br>no ipv6 description <ul style="list-style-type: none"> <li>■ <i>name</i>—Name for the IP interface; string of up to 256 characters</li> </ul>                                    |
| <b>Mode</b>                | Interface Configuration, Subinterface Configuration                                                                                                                                                              |
| <b>Release Information</b> | Command introduced before JUNOS Release 7.1.0.                                                                                                                                                                   |

## ipv6 dhcpv6-local delegated-prefix

---

|                            |                                                                                                                                                                                                                                                                                                                                                                                                                                                                                                                                                                                                                                                                                               |
|----------------------------|-----------------------------------------------------------------------------------------------------------------------------------------------------------------------------------------------------------------------------------------------------------------------------------------------------------------------------------------------------------------------------------------------------------------------------------------------------------------------------------------------------------------------------------------------------------------------------------------------------------------------------------------------------------------------------------------------|
| <b>Description</b>         | Specifies the IPv6 prefix and lifetime that is to be delegated, when requested, to the DHCPv6 client on this interface by the DHCPv6 local server. This lifetime overrides the default lifetime that is set in Global Configuration mode. If no lifetime is specified, the default lifetime is used. The <b>no</b> version removes the IPv6 prefix from the interface.                                                                                                                                                                                                                                                                                                                        |
| <b>Syntax</b>              | ipv6 dhcpv6-local delegated-prefix <i>ipv6Prefix</i><br>[ lifetime { <i>days</i> [ <i>hours</i> [ <i>minutes</i> [ <i>seconds</i> ] ] ]   infinite } ]<br>no ipv6 dhcpv6-local delegated-prefix <ul style="list-style-type: none"> <li>■ <i>ipv6Prefix</i>—Prefix that defines the IPv6 interface</li> <li>■ <i>days</i>—Number of days in the lifetime; in the range 0–32768</li> <li>■ <i>hours</i>—Number of hours in the lifetime; in the range 0–24</li> <li>■ <i>minutes</i>—Number of minutes in the lifetime; in the range 0–60</li> <li>■ <i>seconds</i>—Number of seconds in the lifetime; in the range 0–60</li> <li>■ infinite—Assigns a lifetime that does not expire</li> </ul> |
| <b>Mode</b>                | Interface Configuration                                                                                                                                                                                                                                                                                                                                                                                                                                                                                                                                                                                                                                                                       |
| <b>Release Information</b> | Command introduced before JUNOS Release 7.1.0.                                                                                                                                                                                                                                                                                                                                                                                                                                                                                                                                                                                                                                                |

## ipv6 dhcpv6-local dns-domain-search

---

|                            |                                                                                                                                                                  |
|----------------------------|------------------------------------------------------------------------------------------------------------------------------------------------------------------|
| <b>Description</b>         | Adds the specified DNS domain name to the domain search list. The <b>no</b> version removes the specified domain name from the search list.                      |
| <b>Syntax</b>              | [ no ] ipv6 dhcpv6-local dns-domain-search <i>dnsDomainName</i> <ul style="list-style-type: none"> <li>■ <i>dnsDomainName</i>—Name of DNS domain name</li> </ul> |
| <b>Mode</b>                | Global Configuration                                                                                                                                             |
| <b>Release Information</b> | Command introduced before JUNOS Release 7.1.0.                                                                                                                   |

## ipv6 dhcpv6-local dns-server

---

**Description** Assigns the specified DNS server to all DHCPv6 clients in the current virtual router. The **no** version removes the specified DNS server.

**Syntax** [ no ] ipv6 dhcpv6-local dns-server *ipv6Address*

- *ipv6Address*—IPv6 address of the DNS server

**Mode** Global Configuration

**Release Information** Command introduced before JUNOS Release 7.1.0.

## ipv6 dhcpv6-local prefix-lifetime

---

**Description** Sets the default lifetime for which a prefix delegated by this DHCPv6 local server is valid. This default is overridden by the interface-specific lifetime. The **no** version restores the default lifetime to 1 day.

**Syntax** ipv6 dhcpv6-local prefix-lifetime { *days* [ *hours* [ *minutes* [ *seconds* ] ] ] | infinite }

no ipv6 dhcpv6-local prefix-lifetime

- *days*—Number of days in the lifetime; in the range 0–32768
- *hours*—Number of hours in the lifetime; in the range 0–24
- *minutes*—Number of minutes in the lifetime; in the range 0–60
- *seconds*—Number of seconds in the lifetime; in the range 0–60
- infinite—Assigns a lifetime that does not expire

**Mode** Global Configuration

**Release Information** Command introduced before JUNOS Release 7.1.0.

## ipv6 dos-protection-group

---

**Description** Attaches an IPv6 denial of service (DoS) protection group to an interface. The **no** version removes the attachment of the DoS protection group from the interface.

**Syntax** ipv6 dos-protection-group *groupName*

no ipv6 dos-protection-group

- *groupName*—Name of the DoS protection group; string of up to 31 alphanumeric characters

**Mode** Interface Configuration

**Release Information** Command introduced in JUNOS Release 8.1.0.

## ipv6 enable

---

|                            |                                                                                                                                                               |
|----------------------------|---------------------------------------------------------------------------------------------------------------------------------------------------------------|
| <b>Description</b>         | Enables IPv6 processing on an interface that does not already have an explicit IPv6 address. The <b>no</b> version disables IPv6 processing on the interface. |
| <b>Syntax</b>              | [ no ] ipv6 enable                                                                                                                                            |
| <b>Mode</b>                | Interface Configuration                                                                                                                                       |
| <b>Release Information</b> | Command introduced before JUNOS Release 7.1.0.                                                                                                                |

## ipv6 hop-limit

---

|                            |                                                                                                                                                                                                                                                                                                                                                                                                                |
|----------------------------|----------------------------------------------------------------------------------------------------------------------------------------------------------------------------------------------------------------------------------------------------------------------------------------------------------------------------------------------------------------------------------------------------------------|
| <b>Description</b>         | Specifies the maximum number of hops that the router can use in router advertisements and all IPv6 packets. The <b>no</b> version sets the hop limit for IPv6 packets to 255 hops and router advertisements to zero [0] hops (or “unspecified”).                                                                                                                                                               |
| <b>Syntax</b>              | ipv6 hop-limit [ vrf <i>vrfName</i> ] <i>hopLimit</i><br>no ipv6 hop-limit [ vrf <i>vrfName</i> ] <ul style="list-style-type: none"> <li>■ <i>vrfName</i>—Name of the VRF; string of 1–32 alphanumeric characters</li> <li>■ <i>hopLimit</i>—Maximum number of hops (from 1 to 255) that the router can use in router advertisements and in all IPv6 packets; the original default value is 64 hops</li> </ul> |
| <b>Mode</b>                | Global Configuration                                                                                                                                                                                                                                                                                                                                                                                           |
| <b>Release Information</b> | Command introduced before JUNOS Release 7.1.0.<br><b>vrf</b> keyword and <i>vrfName</i> variable added in JUNOS Release 7.2.0.                                                                                                                                                                                                                                                                                 |

## ipv6-local-interface

---

|                            |                                                                                                                                                                                                                                                                                                                                                                                                                                                                                                                                                                                                                                       |
|----------------------------|---------------------------------------------------------------------------------------------------------------------------------------------------------------------------------------------------------------------------------------------------------------------------------------------------------------------------------------------------------------------------------------------------------------------------------------------------------------------------------------------------------------------------------------------------------------------------------------------------------------------------------------|
| <b>Description</b>         | Maps a domain name to a loopback interface. The <b>no</b> version deletes the mapping to the user domain name.                                                                                                                                                                                                                                                                                                                                                                                                                                                                                                                        |
| <b>Syntax</b>              | ipv6-local-interface { loopback <i>interfaceSpecifier</i>   <i>ipv6Prefix</i> }<br>no ipv6-local-interface <ul style="list-style-type: none"> <li>■ <i>interfaceSpecifier</i>—Particular loopback interface</li> <li>■ <i>ipv6Prefix</i>—Prefix that defines the IPv6 interface in the format <i>ipv6Address/length</i>, where               <ul style="list-style-type: none"> <li>■ <i>ipv6Address</i>—Base IPv6 address of the loopback interface (for example, ::ffff:a:b:c:d)</li> <li>■ <i>length</i>—Length of the network prefix; number of bits masking base address to produce address to be matched</li> </ul> </li> </ul> |
| <b>Mode</b>                | Domain Map Configuration                                                                                                                                                                                                                                                                                                                                                                                                                                                                                                                                                                                                              |
| <b>Release Information</b> | Command introduced before JUNOS Release 7.1.0.                                                                                                                                                                                                                                                                                                                                                                                                                                                                                                                                                                                        |

## ipv6 mld

---

**Description** Enables MLD on an interface, and sets the MLD version to MLDv2. The **no** version disables MLD on an interface.

**Syntax** [ no ] ipv6 mld

**Mode** Interface Configuration, Profile Configuration

**Release Information** Command introduced before JUNOS Release 7.1.0.

## ipv6 mld access-group

---

**Description** Restricts hosts on this subnet to joining multicast groups on the specified IPv6 access list. The **no** version removes the association with the specified access list and allows hosts on the subnetwork to join any multicast group.

**Syntax** ipv6 mld access-group *accessListName*  
no ipv6 mld access-group

- *accessListName*—Name of the access list; a string of up to 32 characters

**Mode** Interface Configuration, Profile Configuration

**Release Information** Command introduced before JUNOS Release 7.1.0.

## ipv6 mld access-source-group

---

**Description** Restricts hosts on this subnetwork to membership in those source groups (also known as “channels”) permitted by the specified IPv6 access list. The **no** version removes any access list restriction.

**Syntax** ipv6 mld access-source-group *accessListName*  
no ipv6 mld access-source-group

- *accessListName*—Name of the access list; a string of up to 32 characters

**Mode** Interface Configuration, Profile Configuration

**Release Information** Command introduced before JUNOS Release 7.1.0.

## ipv6 mld apply-oif-map

---

**Description** Applies the specified outgoing interface (OIF) map to the current interface. The **no** version removes the outgoing interface map from the interface.

**Syntax** `ipv6 mld apply-oif-map mapName`  
`no ipv6 mld apply-oif-map`

- *mapName*—Name of the OIF map

**Mode** Interface Configuration, Profile Configuration

**Release Information** Command introduced before JUNOS Release 7.1.0.

## ipv6 mld explicit-tracking

---

**Description** Enables explicit host tracking for IPv6 MLD interfaces. The **no** version disables explicit host tracking on the interface or with the **disable-if-mld-v1-detected** keyword reverts to the default explicit host tracking.

**Syntax** `[ no ] ipv6 mld explicit-tracking [ disable-if-mld-v1-detected ]`

- `disable-if-mld-v1-detected`—Disables explicit host tracking if MLD V1 hosts detected on MLD V2 interfaces

**Mode** Interface Configuration, Profile Configuration

**Release Information** Command introduced in JUNOS Release 8.2.0.

## ipv6 mld group limit

---

**Description** Limits the number of MLD groups that an interface can accept. The **no** version restores the default situation, in which there is no limit to the number of MLD groups that the interface accepts.

**Syntax** `ipv6 mld group limit groupLimit`  
`no ipv6 mld group limit`

- *groupLimit*—Maximum number of MLD groups that an interface can accept, in the range 0–64,000

**Mode** Interface Configuration, Profile Configuration

**Release Information** Command introduced before JUNOS Release 7.1.0.



## ipv6 mld immediate-leave

---

**Description** Removes an interface immediately when the router receives a leave group membership message from the host associated with this interface. The **no** version restores the default situation, in which the router issues query messages to multicast groups and removes an interface if the associated host does not return a group membership report within a certain length of time.



**CAUTION:** Issue this command only on MLDv1 interfaces to which one MLD client is connected. Do not issue this command to interfaces to which more than one MLD client is connected.

---

**Syntax** [ no ] ipv6 mld immediate-leave

**Mode** Interface Configuration, Profile Configuration

**Release Information** Command introduced before JUNOS Release 7.1.0.

## ipv6 mld last-member-query-interval

---

**Description** Specifies in tenths of a second the maximum time the router waits for a response after sending a last member query. The router sends a last member query when it receives an MLDv1 leave message or an MLDv2 state change report. The **no** version restores the default value, 10 tenths of a second (1 second).

**Syntax** ipv6 mld last-member-query-interval *tenthsOfaSecond*  
no ipv6 mld last-member-query-interval

- *tenthsOfaSecond*—Time interval to wait after sending out of a last member query in the range 1–254 tenths of a second. Using a lower value allows members to leave groups more quickly.

**Mode** Interface Configuration, Profile Configuration

**Release Information** Command introduced before JUNOS Release 7.1.0.

## ipv6 mld oif-map

---

|                            |                                                                                                                                                                                                                                                                                                                                                                                                                                                                                                                                                                                                                                                                                                                                                                                                      |
|----------------------------|------------------------------------------------------------------------------------------------------------------------------------------------------------------------------------------------------------------------------------------------------------------------------------------------------------------------------------------------------------------------------------------------------------------------------------------------------------------------------------------------------------------------------------------------------------------------------------------------------------------------------------------------------------------------------------------------------------------------------------------------------------------------------------------------------|
| <b>Description</b>         | Creates an outgoing interface (OIF) map. The <b>no</b> version removes an outgoing interface map attribute or the entire outgoing interface map.                                                                                                                                                                                                                                                                                                                                                                                                                                                                                                                                                                                                                                                     |
| <b>Syntax</b>              | <pre>[ no ] ipv6 mld oif-map mapName { interfaceType interfaceSpecifier   self } [ groupPrefix [ sourcePrefix ] ]</pre> <ul style="list-style-type: none"> <li>■ <i>mapName</i>—Name of the OIF map</li> <li>■ <i>interfaceType</i>—Interface type; see <i>Interface Types and Specifiers</i> in <i>About This Guide</i></li> <li>■ <i>interfaceSpecifier</i>—Particular interface; format varies according to interface type; see <i>Interface Types and Specifiers</i> in <i>About This Guide</i></li> <li>■ <i>self</i>—Specifies that the multicast outgoing interface is the same as IGMP join interface</li> <li>■ <i>groupPrefix</i>—Group prefix in the form <i>ipv6Address/maskLength</i></li> <li>■ <i>sourcePrefix</i>—Source prefix in the form <i>ipv6Address/maskLength</i></li> </ul> |
| <b>Mode</b>                | Global Configuration                                                                                                                                                                                                                                                                                                                                                                                                                                                                                                                                                                                                                                                                                                                                                                                 |
| <b>Release Information</b> | Command introduced before JUNOS Release 7.1.0.                                                                                                                                                                                                                                                                                                                                                                                                                                                                                                                                                                                                                                                                                                                                                       |

## ipv6 mld-proxy

---

|                            |                                                                                                                                                          |
|----------------------------|----------------------------------------------------------------------------------------------------------------------------------------------------------|
| <b>Description</b>         | Enables MLD proxy on an interface and specifies the version. Version 2 is enabled by default. The <b>no</b> version disables MLD proxy for an interface. |
| <b>Syntax</b>              | <pre>[ no ] ipv6 mld-proxy</pre>                                                                                                                         |
| <b>Mode</b>                | Interface Configuration                                                                                                                                  |
| <b>Release Information</b> | Command introduced before JUNOS Release 7.1.0.                                                                                                           |

## ipv6 mld-proxy unsolicited-report-interval

---

**Description** Specifies how often the upstream interface should transmit unsolicited reports. This command has no effect on interfaces other than the upstream value. The **no** version transmits unsolicited reports using the default value, 100-tenths of a second (10 seconds).



**NOTE:** Issue this command only on the upstream interface. Otherwise, this command will have no effect.

**Syntax** `ipv6 mld-proxy unsolicited-report-interval tenths-of-a-seconds`  
`no ipv6 mld-proxy unsolicited-report-interval`

- *tenths-of-a-seconds*—Time interval at which the interface transmits unsolicited reports

**Mode** Interface Configuration

**Release Information** Command introduced before JUNOS Release 7.1.0.

## ipv6 mld-proxy version

---

**Description** Sets the MLD proxy version for the interface. The **no** version restores the default value, MLDv2.

**Syntax** `ipv6 mld-proxy version { 1 | 2 }`  
`no ipv6 mld-proxy version`

- 1—Sets MLD version 1
- 2—Sets MLD version 2

**Mode** Interface Configuration

**Release Information** Command introduced before JUNOS Release 7.1.0.

## ipv6 mld querier-timeout

---

**Description** Sets the time that the interface waits before declaring itself as the querier. The **no** version restores the default value, twice the query interval.

**Syntax** `ipv6 mld querier-timeout seconds`  
`no ipv6 mld querier-timeout`

- *seconds*—Time interval between the last query from the previous router and the first query from this interface

**Mode** Interface Configuration, Profile Configuration

**Release Information** Command introduced before JUNOS Release 7.1.0.

## ipv6 mld query-interval

---

**Description** Sets how often the router sends MLD host-query packets from this interface. The **no** version restores the default value, 125 seconds.

**Syntax** `ipv6 mld query-interval seconds`  
`no ipv6 mld query-interval`

- *seconds*—Polling interval in the range 0–65535 seconds

**Mode** Interface Configuration, Profile Configuration

**Release Information** Command introduced before JUNOS Release 7.1.0.

## ipv6 mld query-max-response-time

---

**Description** Specifies the period in tenths of a second during which the host is expected to respond to an MLD query. MLD version 1 includes this value in MLD query messages sent out on the interface. The **no** version restores the default value, 10 tenths of a second (1 second).

**Syntax** `ipv6 mld query-max-response-time tenthsOfaSecond`  
`no ipv6 mld query-max-response-time`

- *tenthsOfaSecond*—Time interval between receipt of an MLD query and the response; in the range 1–254 tenths of a second.

**Mode** Interface Configuration, Profile Configuration

**Release Information** Command introduced before JUNOS Release 7.1.0.

## ipv6 mld robustness

---

**Description** Specifies the number of times that the router sends MLD group-specific queries before declaring a group to no longer have any members on an interface. The **no** version restores the default value, 2.

**Syntax** `ipv6 mld robustness numberOfMessages`  
`no ipv6 mld robustness`

- *numberOfMessages*—Number of times that the router sends MLD group-specific queries in the range 1–4

**Mode** Interface Configuration, Profile Configuration

**Release Information** Command introduced before JUNOS Release 7.1.0.

## ipv6 mld ssm-map enable

---

**Description** Enables SSM mapping on the router. SSM mapping statically assigns sources to MLDv1 groups. You must use SSM mapping for MLDv1 hosts to interoperate with PIM SSM. SSM mapping allows the router to use a statically configured list to translate <\*,G> memberships to <S,G> memberships. The **no** version disables the SSM map.



**NOTE:** To operate correctly, the static source addresses configured with the **ipv6 mld ssm-map static** command must fall within the configured PIM SSM range.

**Syntax** [ no ] ipv6 mld ssm-map enable

**Mode** Privileged Exec, User Exec

**Release Information** Command introduced before JUNOS Release 7.1.0.

## ipv6 mld ssm-map static

---

**Description** Specifies an access list and source address for use in SSM mapping. SSM mapping statically assigns sources to MLDv1 groups. You must use SSM mapping for MLDv1 hosts to interoperate with PIM SSM. SSM mapping allows the router to use a statically configured list to translate <\*,G> memberships to <S,G> memberships. The **no** version removes the SSM map association.



**NOTE:** To operate correctly, the static source addresses configured with the **ipv6 mld ssm-map static** command must fall within the configured PIM SSM range.

**Syntax** [ no ] ipv6 mld ssm-map static *accessListName* *sourceAddress*

- *accessListName*—Name of the access control list
- *sourceAddress*—Address of the source

**Mode** Privileged Exec, User Exec

**Release Information** Command introduced before JUNOS Release 7.1.0.

## ipv6 mld static-exclude

---

**Description** Specifies that an interface not handle multicast traffic for one or more (S,G) combinations. The **no** version removes the (S,G) exclusion from the interface.

**Syntax** [ no ] ipv6 mld static-exclude *sourceAddress* *groupAddress*

- *sourceAddress*—Address of the source
- *groupAddress*—Address of the group

**Mode** Interface Configuration, Profile Configuration

**Release Information** Command introduced before JUNOS Release 7.1.0.

## ipv6 mld static-group

---

**Description** Assigns an interface to handle all multicast traffic for a group. The interface sets no timers for this group. The **no** version removes the group from the interface.

**Syntax** [ no ] ipv6 mld static-group *groupAddress*

- *groupAddress*—Address of the group

**Mode** Interface Configuration, Profile Configuration

**Release Information** Command introduced before JUNOS Release 7.1.0.

## ipv6 mld static-include

---

**Description** Assigns an interface to handle multicast traffic for one or more (S,G) combinations. The **no** version removes the (S,G) association from the interface.

**Syntax** [ no ] ipv6 mld static-include *sourceAddress groupAddress*

- *sourceAddress*—Address of the source
- *groupAddress*—Address of the group

**Mode** Interface Configuration, Profile Configuration

**Release Information** Command introduced before JUNOS Release 7.1.0.

## ipv6 mld version

---

**Description** Sets the MLD version for the interface. The **no** version restores the default value, MLDv1.

**Syntax** ipv6 mld version { 1 | 2 | passive }

no ipv6 mld version

- 1—Sets MLD version 1
- 2—Sets MLD version 2
- passive—Configures a mapped OIF as a passive interface with only multicast-data-forwarding capability

**Mode** Interface Configuration, Profile Configuration

**Release Information** Command introduced before JUNOS Release 7.1.0.

## ipv6 mtu

---

- Description** Sets the maximum transmission unit size of IPv6 packets sent on an interface. The **no** version restores the default value.
- Syntax** `ipv6 mtu [ mtuSize ]`  
`no ipv6 mtu`
- *mtuSize*—Maximum number of packet transmissions permitted on an interface; in the range 160–10240; default value is 0, which means that the router takes the value from a lower protocol layer
- Mode** Interface Configuration, Profile Configuration, Subinterface Configuration
- Release Information** Command introduced before JUNOS Release 7.1.0.

## ipv6 multicast admission-bandwidth-limit

---

- Description** Specifies multicast admission bandwidth (in kilobits per second) for a given interface. The **no** version removes the admission bandwidth limit.
- Syntax** `[ no ] ipv6 multicast admission-bandwidth-limit limitValue`
- *limitValue*—Maximum admission bandwidth (in kilobits per second) permitted on an interface; default value is 0, which disables the limit
- Mode** Interface Configuration, Profile Configuration
- Release Information** Command introduced in JUNOS Release 7.1.0.

## ipv6 multicast ioa-packet-replication

---

- Description** Enables IPv6 hardware multicast packet replication on port 8 of a high-density Ethernet I/O module or IOA. The **no** version disables hardware multicast packet replication.
- Syntax** `ipv6 multicast ioa-packet-replication interfaceType interfaceSpecifier`  
`no ipv6 multicast ioa-packet-replication`
- *interfaceType*—Interface type; see *Interface Types and Specifiers* in *About This Guide*
  - *interfaceSpecifier*—Particular interface; format varies according to interface type; see *Interface Types and Specifiers* in *About This Guide*
- Mode** Interface Configuration
- Release Information** Command introduced in JUNOS Release 7.3.0.

## ipv6 multicast-routing

---

|                            |                                                                                                                    |
|----------------------------|--------------------------------------------------------------------------------------------------------------------|
| <b>Description</b>         | Enables IPv6 multicast routing on the router. The <b>no</b> version disables IPv6 multicast routing on the router. |
| <b>Syntax</b>              | [ no ] ipv6 multicast-routing                                                                                      |
| <b>Mode</b>                | Global Configuration                                                                                               |
| <b>Release Information</b> | Command introduced before JUNOS Release 7.1.0.                                                                     |

## ipv6 multicast-routing bandwidth-map

---

|                            |                                                                                                                                                                                                                                       |
|----------------------------|---------------------------------------------------------------------------------------------------------------------------------------------------------------------------------------------------------------------------------------|
| <b>Description</b>         | Enables the QoS adjust function on the router. The <b>no</b> version disables the QoS adjust function on the router.                                                                                                                  |
| <b>Syntax</b>              | ipv6 multicast-routing bandwidth-map <i>routeMapName</i><br>no ipv6 multicast-routing bandwidth-map <ul style="list-style-type: none"><li>■ <i>routeMapName</i>—Name of the route map you want to use for the bandwidth map</li></ul> |
| <b>Mode</b>                | Global Configuration                                                                                                                                                                                                                  |
| <b>Release Information</b> | Command introduced in JUNOS Release 7.1.0.                                                                                                                                                                                            |

## ipv6 multicast-routing disable-rpf-check

---

|                            |                                                                                                                                                                                                                                                   |
|----------------------------|---------------------------------------------------------------------------------------------------------------------------------------------------------------------------------------------------------------------------------------------------|
| <b>Description</b>         | Disables RPF checks for the (S,G) pairs in the specified access list. The <b>no</b> version restores the default situation, in which the router performs RPF checks for all (S,G) pairs.                                                          |
| <b>Syntax</b>              | ipv6 multicast-routing disable-rpf-check <i>accessListName</i><br>no ipv6 multicast-routing disable-rpf-check <ul style="list-style-type: none"><li>■ <i>accessListName</i>—Name of the IPv6 access list that specifies the (S,G) pairs</li></ul> |
| <b>Mode</b>                | Global Configuration                                                                                                                                                                                                                              |
| <b>Release Information</b> | Command introduced before JUNOS Release 7.1.0.                                                                                                                                                                                                    |



## ipv6 multicast-routing permanent-mroute

---

**Description** Specifies that newly created mroutes that match the specified access-list do not get timed out. The **no** version of this command prevents any new mroutes from becoming permanent. However, it does not remove any existing permanent mroutes. To remove existing permanent mroutes, use the **clear ipv6 mroute** command.

**Syntax** `ipv6 multicast-routing permanent-mroute accessListName`  
`no ipv6 multicast-routing permanent-mroute`

- *accessListName*—Name of the IPv6 access list that specifies the mroutes

**Mode** Global Configuration

**Release Information** Command introduced before JUNOS Release 7.1.0.

## ipv6 nd

---

**Description** Enables the IPv6 Neighbor Discovery process on an interface. The **no** version disables the Neighbor Discovery process.

**Syntax** `[ no ] ipv6 nd`

**Mode** Interface Configuration, Profile Configuration

**Release Information** Command introduced before JUNOS Release 7.1.0.  
Profile Configuration mode added in JUNOS Release 9.0.0.

## ipv6 nd active-solicitations

---

**Description** Specifies that the router can actively solicit neighbors that become stale (inactive). The **no** version disables the ability to actively solicit neighbors that become stale.

**Syntax** `[ no ] ipv6 nd active-solicitations`

**Mode** Interface Configuration

**Release Information** Command introduced before JUNOS Release 7.1.0.

## ipv6 nd dad attempts

---

**Description** Specifies the number of consecutive neighbor solicitation messages that an interface sends while the router performs duplicate address detection (DAD) on the unicast IPv6 addresses of the interface. The **no** version returns the number of neighbor solicitation messages to its default value (one message without any follow-up messages).

**Syntax** `ipv6 nd dad attempts numberOfAttempts`  
`no ipv6 nd dad attempts`

- *numberOfAttempts*—Number of neighbor solicitation messages that you want the router to transmit

**Mode** Interface Configuration

**Release Information** Command introduced before JUNOS Release 7.1.0.

## ipv6 nd managed-config-flag

---

**Description** Sets the “managed address configuration” flag in IPv6 router advertisements. The **no** version clears the flag from IPv6 router advertisements.

**Syntax** `[ no ] ipv6 nd managed-config-flag`

**Mode** Interface Configuration, Profile Configuration

**Release Information** Command introduced before JUNOS Release 7.1.0.  
 Profile Configuration mode added in JUNOS Release 9.0.0.

## ipv6 nd ns-interval

---

**Description** Specifies the interval between IPv6 neighbor solicitation retransmissions on an interface. The **no** version returns the interval between neighbor solicitation retransmission to its default value (zero [0] milliseconds for router advertisements and 1000 milliseconds for Neighbor Discovery activity of the E-series router).

**Syntax** `ipv6 nd ns-interval milliseconds`  
`no ipv6 nd ns-interval`

- *milliseconds*—Interval between IPv6 neighbor solicit transmissions

**Mode** Interface Configuration

**Release Information** Command introduced before JUNOS Release 7.1.0.


## ipv6 nd other-config-flag

---

|                            |                                                                                                                                                    |
|----------------------------|----------------------------------------------------------------------------------------------------------------------------------------------------|
| <b>Description</b>         | Sets the “other stateful configuration” flag in IPv6 router advertisements. The <b>no</b> version clears the flag from IPv6 router advertisements. |
| <b>Syntax</b>              | [ no ] ipv6 nd other-config-flag                                                                                                                   |
| <b>Mode</b>                | Interface Configuration, Profile Configuration                                                                                                     |
| <b>Release Information</b> | Command introduced before JUNOS Release 7.1.0.<br>Profile Configuration mode added in JUNOS Release 9.0.0.                                         |

## ipv6 nd prefix-advertisement

---

|                                                                                                  |                                                                                                                                                                                                                                                                                                                                                                                                                                                                                                                                                                                                                            |
|--------------------------------------------------------------------------------------------------|----------------------------------------------------------------------------------------------------------------------------------------------------------------------------------------------------------------------------------------------------------------------------------------------------------------------------------------------------------------------------------------------------------------------------------------------------------------------------------------------------------------------------------------------------------------------------------------------------------------------------|
| <b>Description</b>                                                                               | Specifies which IPv6 prefixes the router includes in IPv6 router advertisements. In Profile Configuration mode, you can configure a single prefix. The <b>no</b> version removes any prefixes from the IPv6 routing advertisements.                                                                                                                                                                                                                                                                                                                                                                                        |
| <b>Syntax</b>                                                                                    | <pre>ipv6 nd prefix-advertisement <i>ipv6Prefix/ipv6PrefixLength</i> <i>validLifetime</i> <i>preferredLifetime</i> [ onlink ] [ autoconfig ] [ no ] ipv6 nd prefix-advertisement [ <i>ipv6Prefix/ipv6PrefixLength</i> ]</pre> <ul style="list-style-type: none"><li>■ <i>ipv6Prefix</i>—IPv6 network number to include in router advertisements</li><li>■ <i>ipv6PrefixLength</i>—Length of the IPv6 prefix; a decimal value that indicates how many of the higher-order contiguous bits of the IPv6 address comprise the prefix (the network portion of the IPv6 address). A slash (/) must precede this value.</li></ul> |
|  <b>NOTE:</b> | When used in an IPv6 profile, the <i>ipv6PrefixLength</i> must be set to a length of 64.                                                                                                                                                                                                                                                                                                                                                                                                                                                                                                                                   |
|                                                                                                  | <ul style="list-style-type: none"><li>■ <i>validLifetime</i>—Amount of time in seconds that the router can advertise the specified IPv6 prefix as valid; in the range 0–4294967295</li><li>■ <i>preferredLifetime</i>—Amount of time in seconds that the router can advertise the specified IPv6 prefix as preferred; in the range 0–4294967295</li><li>■ <i>onlink</i>—Indicates that the specified prefix is assigned to the link</li><li>■ <i>autoconfig</i>—Indicates that local host links can use the specified prefix for IPv6 autoconfiguration</li></ul>                                                          |
| <b>Mode</b>                                                                                      | Interface Configuration, Profile Configuration                                                                                                                                                                                                                                                                                                                                                                                                                                                                                                                                                                             |
| <b>Release Information</b>                                                                       | Command introduced before JUNOS Release 7.1.0.<br>Profile Configuration mode added in JUNOS Release 9.0.0.                                                                                                                                                                                                                                                                                                                                                                                                                                                                                                                 |

## ipv6 nd proxy

---

|                            |                                                                                                      |
|----------------------------|------------------------------------------------------------------------------------------------------|
| <b>Description</b>         | Enables IPv6 Neighbor Discovery proxy. The <b>no</b> version disables IPv6 Neighbor Discovery proxy. |
| <b>Syntax</b>              | [ no ] ipv6 nd proxy                                                                                 |
| <b>Mode</b>                | Global Configuration                                                                                 |
| <b>Release Information</b> | Command introduced before JUNOS Release 7.1.0.                                                       |

## ipv6 nd ra-interval

---

|                            |                                                                                                                                                                                                                   |
|----------------------------|-------------------------------------------------------------------------------------------------------------------------------------------------------------------------------------------------------------------|
| <b>Description</b>         | Specifies the interval between IPv6 router advertisement retransmissions on an interface. The <b>no</b> version restores the default interval, 200 seconds.                                                       |
| <b>Syntax</b>              | ipv6 nd ra-interval <i>seconds</i><br>no ipv6 nd ra-interval <ul style="list-style-type: none"> <li>■ <i>seconds</i>—Number of seconds between IPv6 advertisement retransmissions; in the range 3–1800</li> </ul> |
| <b>Mode</b>                | Interface Configuration, Profile Configuration                                                                                                                                                                    |
| <b>Release Information</b> | Command introduced before JUNOS Release 7.1.0.<br>Profile Configuration mode added in JUNOS Release 9.0.0.                                                                                                        |

## ipv6 nd ra-lifetime

---

|                            |                                                                                                                                                                                                                                                                                                                                                                                                                                                                                           |
|----------------------------|-------------------------------------------------------------------------------------------------------------------------------------------------------------------------------------------------------------------------------------------------------------------------------------------------------------------------------------------------------------------------------------------------------------------------------------------------------------------------------------------|
| <b>Description</b>         | Specifies the router lifetime value in IPv6 router advertisements on an interface. The router lifetime value is the amount of time the router is considered the default router on this interface. The <b>no</b> version restores the default router lifetime value, 1800 seconds.                                                                                                                                                                                                         |
| <b>Syntax</b>              | ipv6 nd ra-lifetime <i>seconds</i><br>no ipv6 nd ra-lifetime <ul style="list-style-type: none"> <li>■ <i>seconds</i>—Number of seconds this router is considered the default router on this interface; in the range 0–1800. A value of zero (0) indicates that this router is not a default router on this interface. Nonzero values indicate that the router is a default router on this interface. Nonzero values should not be less than the router advertisement interval.</li> </ul> |
| <b>Mode</b>                | Interface Configuration, Profile Configuration                                                                                                                                                                                                                                                                                                                                                                                                                                            |
| <b>Release Information</b> | Command introduced before JUNOS Release 7.1.0.<br>Profile Configuration mode added in JUNOS Release 9.0.0.                                                                                                                                                                                                                                                                                                                                                                                |

## ipv6 nd reachable-time

---

**Description** Specifies the amount of time that the E-series router can reach a remote IPv6 node after some reachability confirmation event has occurred. The **no** version restores the default value 0 milliseconds for router advertisements and 3,600,000 milliseconds (1 hour) for Neighbor Discovery activity of the E-series router.

**Syntax** `ipv6 nd reachable-time { milliseconds | hours minutes seconds }`  
`no ipv6 nd reachable-time`

- *milliseconds*—Amount of time, in the range 0–21600000 milliseconds, that the E-series router can reach a remote node after some reachability confirmation event has occurred
- *hours minutes seconds*—Amount of time, in the range 0 hours 0 minutes 0 seconds – 6 hours 0 minutes 0 seconds, that the E-series router can reach a remote node after some reachability confirmation event has occurred; this specification is not supported in Profile Configuration mode

**Mode** Interface Configuration, Profile Configuration

**Release Information** Command introduced before JUNOS Release 7.1.0.  
Profile Configuration mode added in JUNOS Release 9.0.0.

## ipv6 nd suppress-ra

---

**Description** Suppresses IPv6 router advertisement transmissions on a local area network (Ethernet) interface. The **no** version reenables the sending of IPv6 router advertisement transmissions on the LAN (Ethernet) interface.

**Syntax** `[ no ] ipv6 nd suppress-ra`

**Mode** Interface Configuration, Profile Configuration

**Release Information** Command introduced before JUNOS Release 7.1.0.  
Profile Configuration mode added in JUNOS Release 9.0.0.

## ipv6 nd suppress-ra-source-link-layer

---

**Description** Suppresses the source link-layer option in IPv6 router advertisement transmissions. This action forces neighbors to solicit the router link layer explicitly, and may prove necessary when enabling inbound load sharing across multiple link-layer addresses. The **no** version reenables the sending of the source link-layer option in IPv6 router advertisement transmissions.

**Syntax** `[ no ] ipv6 nd suppress-ra-source-link-layer`

**Mode** Interface Configuration

**Release Information** Command introduced before JUNOS Release 7.1.0.

## ipv6 neighbor

---

|                            |                                                                                                                                                                                                                                                                                                                                                                                                                                                                                                                                                                                                                                                                                                                                                                                        |
|----------------------------|----------------------------------------------------------------------------------------------------------------------------------------------------------------------------------------------------------------------------------------------------------------------------------------------------------------------------------------------------------------------------------------------------------------------------------------------------------------------------------------------------------------------------------------------------------------------------------------------------------------------------------------------------------------------------------------------------------------------------------------------------------------------------------------|
| <b>Description</b>         | Specifies a static entry in the IPv6 Neighbor Discovery cache. The <b>no</b> version removes the static entry from the IPv6 Neighbor Discovery cache.                                                                                                                                                                                                                                                                                                                                                                                                                                                                                                                                                                                                                                  |
| <b>Syntax</b>              | <pre>ipv6 neighbor [ vrf vrfName ] ipv6Address interfaceType interfaceSpecifier hardwareAddress</pre> <pre>no ipv6 neighbor [ vrf vrfName ] ipv6Address interfaceType interfaceSpecifier</pre> <ul style="list-style-type: none"> <li>■ <i>vrfName</i>—Name of the VRF; string of 1–32 alphanumeric characters</li> <li>■ <i>ipv6Address</i>—IPv6 address that corresponds to the local data-link address</li> <li>■ <i>interfaceType</i>—Interface type; see <i>Interface Types and Specifiers</i> in <i>About This Guide</i></li> <li>■ <i>interfaceSpecifier</i>—Particular interface; format varies according to interface type; see <i>Interface Types and Specifiers</i> in <i>About This Guide</i></li> <li>■ <i>hardwareAddress</i>—Local, 48-bit data-link address</li> </ul> |
| <b>Mode</b>                | Global Configuration                                                                                                                                                                                                                                                                                                                                                                                                                                                                                                                                                                                                                                                                                                                                                                   |
| <b>Release Information</b> | Command introduced before JUNOS Release 7.1.0.<br><b>vrf</b> keyword and <i>vrfName</i> variable added in JUNOS Release 7.2.0.                                                                                                                                                                                                                                                                                                                                                                                                                                                                                                                                                                                                                                                         |

## ipv6 ospf area

---

|                            |                                                                                                                                                                                                                                                                                                           |
|----------------------------|-----------------------------------------------------------------------------------------------------------------------------------------------------------------------------------------------------------------------------------------------------------------------------------------------------------|
| <b>Description</b>         | Creates an OSPFv3 interface under the specified area ID or moves an OSPFv3 interface from its current area to a specified area. The <b>no</b> version removes the interface from the specified area.                                                                                                      |
| <b>Syntax</b>              | <pre>[ no ] ip ospf [ processId ] area { areaId   areaIdInt }</pre> <ul style="list-style-type: none"> <li>■ <i>processId</i>—Integer in the range 1–65535</li> <li>■ <i>areaId</i>—OSPF area ID in IP address format</li> <li>■ <i>areaIdInt</i>—OSPF area ID as a decimal value 0–4294967295</li> </ul> |
| <b>Mode</b>                | Interface Configuration, Subinterface Configuration                                                                                                                                                                                                                                                       |
| <b>Release Information</b> | Command introduced before JUNOS Release 7.1.0.                                                                                                                                                                                                                                                            |

## ipv6 ospf bfd-liveness-detection

---

|                            |                                                                                                                                                                                                                                                                                                                                                                                                                                                                                                                                                                                                                                                                                                                                                                                                                                                                                                                                                                                                                                                                                                                                                                                                                                                                                                       |
|----------------------------|-------------------------------------------------------------------------------------------------------------------------------------------------------------------------------------------------------------------------------------------------------------------------------------------------------------------------------------------------------------------------------------------------------------------------------------------------------------------------------------------------------------------------------------------------------------------------------------------------------------------------------------------------------------------------------------------------------------------------------------------------------------------------------------------------------------------------------------------------------------------------------------------------------------------------------------------------------------------------------------------------------------------------------------------------------------------------------------------------------------------------------------------------------------------------------------------------------------------------------------------------------------------------------------------------------|
| <b>Description</b>         | Enables BFD (bidirectional forwarding detection) on an interface running OSPFv3 and defines BFD values to be negotiated between OSPFv3 neighbors for detection of IPv6 data path failures. The <b>no</b> version disables BFD on the OSPFv3 interface.                                                                                                                                                                                                                                                                                                                                                                                                                                                                                                                                                                                                                                                                                                                                                                                                                                                                                                                                                                                                                                                |
| <b>Syntax</b>              | <pre>ipv6 ospf bfd-liveness-detection [ minimum-interval <i>minInterval</i>  <br/>[ minimum-receive-interval <i>minRecInterval</i> ]<br/>[ minimum-transmit-interval <i>minTransInterval</i> ] ] [ multiplier <i>multValue</i> ]<br/>no ipv6 ospf bfd-liveness-detection</pre> <ul style="list-style-type: none"><li>■ <i>minInterval</i>—Minimum proposed transmit interval and required receive interval for BFD control packets; number in the range 100–65535 milliseconds; default value is 300 milliseconds</li><li>■ <i>minRecInterval</i>—Minimum interval at which the local peer must receive BFD control packets sent by the remote peer; number in the range 100–65535 milliseconds; default value is 300 milliseconds</li><li>■ <i>minTransInterval</i>—Minimum proposed interval between BFD control packets sent by the local peer; number in the range 100–65535 milliseconds; default value is 300 milliseconds</li><li>■ <i>multValue</i>—Detection multiplier value that the remote peer router multiplies by the local peer's negotiated transmit interval to determine the remote peer's BFD liveness detection interval; equal to the number of BFD packets that can be missed before the BFD session is declared down; number in the range 1–255; default value is 3</li></ul> |
| <b>Mode</b>                | Interface Configuration, Subinterface Configuration                                                                                                                                                                                                                                                                                                                                                                                                                                                                                                                                                                                                                                                                                                                                                                                                                                                                                                                                                                                                                                                                                                                                                                                                                                                   |
| <b>Release Information</b> | Command introduced in JUNOS Release 7.1.0.                                                                                                                                                                                                                                                                                                                                                                                                                                                                                                                                                                                                                                                                                                                                                                                                                                                                                                                                                                                                                                                                                                                                                                                                                                                            |

## ipv6 ospf cost

---

|                            |                                                                                                                                                                                                                                                                                                              |
|----------------------------|--------------------------------------------------------------------------------------------------------------------------------------------------------------------------------------------------------------------------------------------------------------------------------------------------------------|
| <b>Description</b>         | Specifies a cost metric for an interface. Used in the calculation of the SPF routing table. The <b>no</b> version resets the path cost to the default.                                                                                                                                                       |
| <b>Syntax</b>              | <pre>ipv6 ospf [ <i>processId</i> ] cost <i>intfCost</i><br/>no ipv6 ospf [ <i>processId</i> ] cost</pre> <ul style="list-style-type: none"><li>■ <i>processId</i>—Integer in the range 1–65535</li><li>■ <i>intfCost</i>—Link-state metric cost; number in the range 0–65535; default value is 10</li></ul> |
| <b>Mode</b>                | Interface Configuration, Subinterface Configuration                                                                                                                                                                                                                                                          |
| <b>Release Information</b> | Command introduced before JUNOS Release 7.1.0.                                                                                                                                                                                                                                                               |

## ipv6 ospf dead-interval

---

**Description** Sets the time period during which the router's neighbors do not see hello packets before they declare the router to be down. The **no** version resets the dead interval to its default.

**Syntax** `ipv6 ospf [ processId ] dead-interval deadInterval`  
`no ipv6 ospf [ processId ] dead-interval`

- *processId*—Integer in the range 1–65535
- *deadInterval*—Number in the range 0–2147483647 seconds; default value is 40 seconds

**Mode** Interface Configuration, Subinterface Configuration

**Release Information** Command introduced before JUNOS Release 7.1.0.

## ipv6 ospf hello-interval

---

**Description** Specifies the interval between hello packets that the router sends on the interface. The **no** version resets the hello interval to its default.

**Syntax** `ipv6 ospf [ processId ] hello-interval helloInterval`  
`no ipv6 ospf [ processId ] hello-interval`

- *processId*—Integer in the range 1–65535
- *helloInterval*—Number in the range 1–65535 seconds; default value is 10 seconds

**Mode** Interface Configuration, Subinterface Configuration

**Release Information** Command introduced before JUNOS Release 7.1.0.

## ipv6 ospf mtu-ignore

---

**Description** Specifies that the interface ignore the MTU size contained in the DBD packet. The interface accepts data description packets from its neighbor even if it has a different a MTU size. However, the MTU size must be less than 18000. The **no** version resets the default; that the neighbor MTU size must match the MTU size of the OSPFv3 interface from which the packet is received.

**Syntax** `[ no ] ipv6 ospf [ processId ] mtu-ignore`

- *processId*—Integer in the range 1–65535

**Mode** Interface Configuration, Subinterface Configuration

**Release Information** Command introduced before JUNOS Release 7.1.0.



## ipv6 ospf network

---

|                            |                                                                                                                                                                                                                    |
|----------------------------|--------------------------------------------------------------------------------------------------------------------------------------------------------------------------------------------------------------------|
| <b>Description</b>         | Specifies a network type (broadcast or point-to-point) for an interface. The <b>no</b> version resets the path cost to the default.                                                                                |
| <b>Syntax</b>              | ipv6 ospf [ <i>processId</i> ] network { broadcast   point-to-point }<br>no ipv6 ospf [ <i>processId</i> ] network <ul style="list-style-type: none"><li>■ <i>processId</i>—Integer in the range 1–65535</li></ul> |
| <b>Mode</b>                | Interface Configuration, Subinterface Configuration                                                                                                                                                                |
| <b>Release Information</b> | Command introduced before JUNOS Release 7.1.0.                                                                                                                                                                     |

## ipv6 ospf priority

---

|                            |                                                                                                                                                                                                                                                                                                                |
|----------------------------|----------------------------------------------------------------------------------------------------------------------------------------------------------------------------------------------------------------------------------------------------------------------------------------------------------------|
| <b>Description</b>         | Sets the router priority. Used in determining the designated router for the particular network. This designation applies only to multiaccess networks. Every broadcast and nonbroadcast multiaccess network has a designated router. The <b>no</b> version restores the default value.                         |
| <b>Syntax</b>              | ipv6 ospf [ <i>processId</i> ] priority <i>intfPriority</i><br>no ipv6 ospf [ <i>processId</i> ] priority <ul style="list-style-type: none"><li>■ <i>processId</i>—Integer in the range 1–65535</li><li>■ <i>intfPriority</i>—Priority value, an 8-bit number in the range 1–255; default value is 1</li></ul> |
| <b>Mode</b>                | Interface Configuration, Subinterface Configuration                                                                                                                                                                                                                                                            |
| <b>Release Information</b> | Command introduced before JUNOS Release 7.1.0.                                                                                                                                                                                                                                                                 |

## ipv6 ospf retransmit-interval

---

|                            |                                                                                                                                                                                                                                                                                                                                    |
|----------------------------|------------------------------------------------------------------------------------------------------------------------------------------------------------------------------------------------------------------------------------------------------------------------------------------------------------------------------------|
| <b>Description</b>         | Specifies the time between LSA retransmissions for the interface when an acknowledgment for the LSA is not received. The <b>no</b> version restores the default value.                                                                                                                                                             |
| <b>Syntax</b>              | ipv6 ospf [ <i>processId</i> ] retransmit-interval <i>retransInterval</i><br>no ipv6 ospf [ <i>processId</i> ] retransmit-interval <ul style="list-style-type: none"><li>■ <i>processId</i>—Integer in the range 1–65535</li><li>■ <i>retransInterval</i>—Number in the range 0–3600 seconds; default value is 5 seconds</li></ul> |
| <b>Mode</b>                | Interface Configuration, Subinterface Configuration                                                                                                                                                                                                                                                                                |
| <b>Release Information</b> | Command introduced before JUNOS Release 7.1.0.                                                                                                                                                                                                                                                                                     |

## ipv6 ospf shutdown

---

**Description** Disables OSPF on an interface. The **no** version enables OSPF on the interface.

**Syntax** [ no ] ipv6 [ *processId* ] ospf shutdown

- *processId*—Integer in the range 1–65535

**Mode** Interface Configuration, Subinterface Configuration

**Release Information** Command introduced before JUNOS Release 7.1.0.

## ipv6 ospf transmit-delay

---

**Description** Sets the estimated time it takes to transmit a link-state update packet on the interface. The **no** version restores the default value.

**Syntax** ipv6 ospf [ *processId* ] transmit-delay *transmDelay*  
no ipv6 ospf [ *processId* ] transmit-delay

- *processId*—Integer in the range 1–65535
- *transmDelay*—Link-state transmit delay, a number in the range 0–3600 seconds; default value is 1 second

**Mode** Interface Configuration, Subinterface Configuration

**Release Information** Command introduced before JUNOS Release 7.1.0.

## ipv6 pim bfd-liveness-detection

---

**Description** Enables BFD (bidirectional forwarding detection) on an interface running PIM and defines BFD values to be negotiated between PIM neighbors for detection of IPv6 data path failures. The **no** version disables BFD on the PIM interface.

**Syntax** `ipv6 pim bfd-liveness-detection [ minimum-interval minInterval |  
[ minimum-receive-interval minRecInterval ]  
[ minimum-transmit-interval minTransInterval ] ] [ multiplier multValue ]`

`no ipv6 pim bfd-liveness-detection`

- *minInterval*—Minimum proposed transmit interval and required receive interval for BFD control packets; number in the range 100–65535 milliseconds; default value is 300 milliseconds
- *minRecInterval*—Minimum interval at which the local router must receive BFD control packets sent by its neighbors; number in the range 100–65535 milliseconds; default value is 300 milliseconds
- *minTransInterval*—Minimum proposed interval between BFD control packets sent by the local router; number in the range 100–65535 milliseconds; default value is 300 milliseconds
- *multValue*—Detection multiplier value that the remote neighbor multiplies by the local router's negotiated transmit interval to determine the remote neighbor's BFD liveness detection interval; equal to the number of BFD packets that can be missed before the BFD session is declared down; number in the range 1–255; default value is 3

**Mode** Interface Configuration

**Release Information** Command introduced in JUNOS Release 8.0.0.

## ipv6 pim bsr-candidate

---

|                            |                                                                                                                                                                                                                                                                                                                                                                                                                                                                                                                                                                                                                                                                                                                                                                                                                                                                                                                                                                                                                                                                                        |
|----------------------------|----------------------------------------------------------------------------------------------------------------------------------------------------------------------------------------------------------------------------------------------------------------------------------------------------------------------------------------------------------------------------------------------------------------------------------------------------------------------------------------------------------------------------------------------------------------------------------------------------------------------------------------------------------------------------------------------------------------------------------------------------------------------------------------------------------------------------------------------------------------------------------------------------------------------------------------------------------------------------------------------------------------------------------------------------------------------------------------|
| <b>Description</b>         | Defines a router as a bootstrap router (BSR) candidate. The <b>no</b> version disables the router BSR candidacy.                                                                                                                                                                                                                                                                                                                                                                                                                                                                                                                                                                                                                                                                                                                                                                                                                                                                                                                                                                       |
| <b>Syntax</b>              | <pre>ipv6 pim bsr-candidate <i>interfaceType</i> <i>interfaceSpecifier</i> [ <i>hashMaskLen</i> [ <i>priority</i> ] ] [ <i>period</i> <i>bootstrapPeriod</i> ]</pre> <pre>no ipv6 pim bsr-candidate</pre> <ul style="list-style-type: none"> <li>■ <i>interfaceType</i>—Interface type; see <i>Interface Types and Specifiers</i> in <i>About This Guide</i></li> <li>■ <i>interfaceSpecifier</i>—Particular interface; format varies according to interface type; see <i>Interface Types and Specifiers</i> in <i>About This Guide</i>. The autoRP announcement messages will contain the IP address for this interface.</li> <li>■ <i>hashMaskLen</i>—Length in the range 1–128 bits of the hash mask length field sent in BSMs that the router originates; default value is 126 bits</li> <li>■ <i>priority</i>—Value in the range 0–255 of the BSR-Priority field of BSMs that the router originates; default value is 0</li> <li>■ <i>bootstrapPeriod</i>—Interval in the range 1–65535 seconds at which the BSR sends bootstrap messages; default value is 60 seconds</li> </ul> |
| <b>Mode</b>                | Global Configuration                                                                                                                                                                                                                                                                                                                                                                                                                                                                                                                                                                                                                                                                                                                                                                                                                                                                                                                                                                                                                                                                   |
| <b>Release Information</b> | Command introduced before JUNOS Release 7.1.0.                                                                                                                                                                                                                                                                                                                                                                                                                                                                                                                                                                                                                                                                                                                                                                                                                                                                                                                                                                                                                                         |

## ipv6 pim join-filter

---

|                            |                                                                                                                                                                                                                                                                                                   |
|----------------------------|---------------------------------------------------------------------------------------------------------------------------------------------------------------------------------------------------------------------------------------------------------------------------------------------------|
| <b>Description</b>         | Specifies an extended access list that you want this PIM router or PIM interface to use as a join filter. If an interface-level filter exists, it takes precedence over the global-level filter. The <b>no</b> version removes the filter association.                                            |
| <b>Syntax</b>              | <pre>ipv6 pim join-filter <i>accessListName</i></pre> <pre>no ipv6 pim join-filter</pre> <ul style="list-style-type: none"> <li>■ <i>accessListName</i>—Name of the access list that you want this interface to use as a PIM join filter; a string of up to 32 alphanumeric characters</li> </ul> |
| <b>Mode</b>                | Global Configuration, Interface Configuration                                                                                                                                                                                                                                                     |
| <b>Release Information</b> | Command introduced before JUNOS Release 7.1.0.                                                                                                                                                                                                                                                    |

## ipv6 pim query-interval

---

**Description** Specifies how often the router sends PIM router query messages from this interface. The **no** version specifies the default time interval, 30 seconds.

**Syntax** `ipv6 pim query-interval queryTime`  
`no ipv6 pim query-interval`

- *queryTime*—Interval in the range 0–210 seconds at which the router sends PIM router query messages from this interface

**Mode** Interface Configuration

**Release Information** Command introduced before JUNOS Release 7.1.0.

## ipv6 pim rp-address

---

**Description** Specifies a static PIM group-to-RP mapping. The **no** version clears the mapping from this interface.

**Syntax** `[ no ] ipv6 pim rp-address ipv6Address [ ipv6AccessList ] [ override ]`

- *ipv6Address*—IPv6 address of the router you want to designate as an RP router
- *ipv6AccessList*—Name of the IPv6 access list that specifies which multicast groups use this RP
- *override*—Specifies that this static RP mapping has priority over group-to-RP mappings learned by auto-RP

**Mode** Global Configuration

**Release Information** Command introduced before JUNOS Release 7.1.0.

## ipv6 pim rp-candidate

---

|                            |                                                                                                                                                                                                                                                                                                                                                                                                                                                                                                                                                                                                                                                                                                                                                                                                                                                                                                                                                                                                                                                                                                                                                                                                                                                                                                                                                                                                                                                                                                                                                                                                             |
|----------------------------|-------------------------------------------------------------------------------------------------------------------------------------------------------------------------------------------------------------------------------------------------------------------------------------------------------------------------------------------------------------------------------------------------------------------------------------------------------------------------------------------------------------------------------------------------------------------------------------------------------------------------------------------------------------------------------------------------------------------------------------------------------------------------------------------------------------------------------------------------------------------------------------------------------------------------------------------------------------------------------------------------------------------------------------------------------------------------------------------------------------------------------------------------------------------------------------------------------------------------------------------------------------------------------------------------------------------------------------------------------------------------------------------------------------------------------------------------------------------------------------------------------------------------------------------------------------------------------------------------------------|
| <b>Description</b>         | Defines a router as a rendezvous point (RP) router candidate. The <b>no</b> version stops the router from being an RP candidate.                                                                                                                                                                                                                                                                                                                                                                                                                                                                                                                                                                                                                                                                                                                                                                                                                                                                                                                                                                                                                                                                                                                                                                                                                                                                                                                                                                                                                                                                            |
| <b>Syntax</b>              | <pre>ipv6 pim rp-candidate <i>interfaceType</i> <i>interfaceSpecifier</i> [ <i>group-list</i> <i>accessListName</i> ] [ <i>hold-time</i> <i>holdTime</i> ] [ <i>priority</i> <i>priority</i> ] [ <i>interval</i> <i>interval</i> ]</pre> <pre>no ipv6 pim rp-candidate <i>interfaceType</i> <i>interfaceSpecifier</i> [ <i>group-list</i> <i>accessListName</i> ]</pre> <ul style="list-style-type: none"> <li>■ <i>interfaceType</i>—Interface type; see <i>Interface Types and Specifiers</i> in <i>About This Guide</i></li> <li>■ <i>interfaceSpecifier</i>—Particular interface; format varies according to interface type; see <i>Interface Types and Specifiers</i> in <i>About This Guide</i>. The autoRP announcement messages will contain the IP address for this interface.</li> <li>■ <i>accessListName</i>—Access-list containing the set of group prefixes supported by this C-RP. If no group-list is specified, the default value is the entire multicast address range.</li> <li>■ <i>holdTime</i>—Amount of time in the range 1–65535 seconds that the BSR keeps an RP in its C-RP list if the BSR does not receive a C-RP advertisement message; default value is 150 seconds</li> <li>■ <i>priority</i>—Priority field value in the range 0–255 that the C-RP sends to the BSR in C-RP advertisement messages; default value is 192. In the RP election process, the RP with the lower priority value is preferred.</li> <li>■ <i>interval</i>—Interval in the range 1–65535 seconds at which the C-RP sends advertisement messages to the BSR; default value is 60 seconds</li> </ul> |
| <b>Mode</b>                | Global Configuration                                                                                                                                                                                                                                                                                                                                                                                                                                                                                                                                                                                                                                                                                                                                                                                                                                                                                                                                                                                                                                                                                                                                                                                                                                                                                                                                                                                                                                                                                                                                                                                        |
| <b>Release Information</b> | Command introduced before JUNOS Release 7.1.0.                                                                                                                                                                                                                                                                                                                                                                                                                                                                                                                                                                                                                                                                                                                                                                                                                                                                                                                                                                                                                                                                                                                                                                                                                                                                                                                                                                                                                                                                                                                                                              |

## ipv6 pim sparse-mode

---

|                            |                                                                                                                |
|----------------------------|----------------------------------------------------------------------------------------------------------------|
| <b>Description</b>         | Enables PIM in sparse mode on an interface. The <b>no</b> version disables PIM in sparse mode on an interface. |
| <b>Syntax</b>              | <pre>[ no ] ipv6 pim sparse-mode</pre>                                                                         |
| <b>Mode</b>                | Interface Configuration                                                                                        |
| <b>Release Information</b> | Command introduced before JUNOS Release 7.1.0.                                                                 |

## ipv6 pim spt-threshold

---

**Description** Specifies the network configuration that PIM sparse mode uses when a source starts sending multicast messages. The **no** version restores the default value, 0.

**Syntax** [ no ] ipv6 pim spt-threshold { 0 | *nonZeroInteger* | infinity } [ group-list *ipv6AccessList* ]

- 0—Configures PIM sparse mode to switch to an SPT when a source begins to send multicast messages
- *nonZeroInteger*—Integer in the range 1–4294967294; prevents PIM sparse mode from switching from a shared tree to an SPT
- infinity—Prevents PIM sparse mode from switching from a shared tree to an SPT
- *ipv6AccessList*—Name of the IPv6 access list that specifies the groups to which the threshold applies

**Mode** Global Configuration

**Release Information** Command introduced before JUNOS Release 7.1.0.

## ipv6 pim ssm

---

**Description** Enables SSM and defines the SSM range of IPv6 multicast addresses. The **no** version disables SSM on the router.

**Syntax** ipv6 pim ssm { default | range *ipv6AccessList* }

no ipv6 pim ssm

- default—Specifies that SSM use the IANA-specified range of 232/8
- *ipv6AccessList*—Name of the IPv6 access list that specifies the range of multicast addresses you want SSM to use

**Mode** Global Configuration

**Release Information** Command introduced before JUNOS Release 7.1.0.

## ipv6 policy

---

**Description** In Interface Configuration mode, assigns a policy list to the ingress or egress of an interface. If you enter the **ipv6 policy** command and the policy list does not exist, the router creates a policy list with no rules, the default. When a policy list does not have rules, the router inserts a default filter rule. Attaching this policy list to an interface filters all packets on that interface. You must specify the **input** or **output** keyword to assign the policy list to the ingress or egress of the interface.

In Profile Configuration mode, assigns the policy list to a profile, which then assigns the policy to an interface.

The **no** version removes the association between a policy list and an interface. In Profile Configuration mode, the **no** version removes policy reference from the profile.

**Syntax** `ipv6 policy { input | output } policyName`  
`[ statistics { enabled [ baseline { enabled | disabled } ] [ preserve | merge ] |`  
`disabled [ merge ] } ] merge ]`

`no ipv6 policy { input | output | secondary-input } [ policyName ]`

For policy lists in Profile Configuration mode:

`ipv6 policy { input | output } policyName`  
`[ statistics { enabled | disabled } ] [ merge ]`

`no ipv6 policy { input | output | secondary-input } [ policyName ]`

- **input**—Applies policy to data arriving at this interface before a route lookup
- **output**—Applies policy to data leaving this interface
- **secondary-input**—Applies policy to data that arrives at this interface after a route lookup
- ***policyName***—Name of the policy; a maximum of 40 characters
- **statistics**—Enables or disables collection of policy routing statistics
  - **enabled**—Enable collection of policy routing statistics
  - **baseline enabled**—Enables baselining of policy routing statistics (Interface Configuration mode only)
  - **baseline disabled**—Disables baselining of policy routing statistics (Interface Configuration mode only)



- **preserve**—Preserves existing statistics for any classifier-list that is the same for both the new and old policy attachments when you attach a new policy to an interface
- **disabled**—Disable collection of policy routing statistics
- **merge**—Enables merging of multiple policies to form a single policy



**NOTE:** The **local-input** keyword for the **ipv6 policy** command is deprecated, and may be completely removed in a future release. The keyword should be removed from scripts.

You should recreate any local input policies using the **ipv6 classifier-list local true** command and attaching the policies using the **ipv6 policy secondary-input** command.

**Mode** Interface Configuration, Profile Configuration

**Release Information** Command introduced before JUNOS Release 7.1.0.  
**merge** keyword added in JUNOS Release 7.2.0.  
 Profile Configuration mode added in JUNOS Release 7.2.0.

#### Related Topics

- Setting a Statistics Baseline

## ipv6 policy-list

**Description** Creates or modifies an IPv6 policy list. If you execute an **ipv6 policy-list** command and type **exit**, the router creates a policy list with no rules, the default. When a policy list does not have rules, the router inserts a default filter rule. Attaching this policy list to an interface filters all packets on that interface. The **no** version removes a policy list.

**Syntax** [ no ] ipv6 policy-list *policyName*

- *policyName*—Name of the policy list

**Mode** Global Configuration

**Release Information** Command introduced before JUNOS Release 7.1.0.

#### Related Topics

- Creating Policy Lists for IPv6

## ipv6 policy-parameter hierarchical

---

**Description** Specifies a parameter value for IPv6 interfaces. The **no** version removes the policy parameter and its contents.

**Syntax** `ipv6 policy-parameter hierarchical parameterName { nodeValue | atm | atm-vc | atm-vp  
vpValue | ethernet | fr-vc | forwarding | svlan svlanValue | vlan }`  
`no policy-parameter parameterName`

- *parameterName*—Name of policy parameter
- *nodeValue*—Aggregation node number in the range 1–65535
- *vpValue*—ATM VPI number in the range 0–255
- *svlanValue*—SVLAN ID number in the range 0–4095

**Mode** Interface Configuration

**Release Information** Command introduced in JUNOS Release 8.0.0.

**Related Topics**

- Creating a Classifier Group for a Policy List

## ipv6 policy-parameter reference-rate

---

**Description** Creates an IPv6 policy parameter for a reference rate; creates a global parameter if it does not exist. The **no** version removes the policy parameter and its contents; if used with the **increase** keyword, decreases the value.

**Syntax** In Interface Configuration mode:  
`ipv6 policy-parameter reference-rate parameterName [ increase ] value`  
`no ipv6 policy-parameter reference-rate parameterName [ increase value ]`

In Profile Configuration mode:  
`ipv6 policy-parameter reference-rate parameterName [ increase ] value`  
`no ipv6 policy-parameter reference-rate parameterName`

- *parameterName*—Name of policy parameter up to 40 characters
- *increase*—Increments the existing reference rate value
- *value*—Value of the reference rate parameter, in the range 0–4292967295

**Mode** Interface Configuration, Profile Configuration

**Release Information** Command introduced in JUNOS Release 8.1.0.

**Related Topics**

- Creating a Classifier Group for a Policy List

## ipv6 prefix-list

---

**Description** Creates an IPv6 prefix list for route filtering; specifies a list entry—a permit or deny clause for a network address. The **no** version removes the specified prefix list or the specified list entry.

**Syntax** `ipv6 prefix-list listName { description desc | { [ seq sequence ] { permit | deny } ipv6Prefix [ ge geNumber ] [ le leNumber ] } }`

`no ipv6 prefix-list listName [ description | [ seq sequence ] [ { permit | deny } ipv6Prefix [ ge geNumber ] [ le leNumber ] ] ]`

- *listName*—Name of the IPv6 prefix list; a string of up to 32 characters
- *desc*—Description of the prefix list
- *sequence*—Number in the range 0–65535 that indicates the position the prefix list entry has in the already existing list of entries for the prefix list; if you do not specify a *sequence*, the command uses the value of the last sequence number + 5
- *permit*—When specified, the router redistributes any prefix that matches the filtered route based on the set actions
- *deny*—When specified, the router drops any prefix that matches the filtered route
- *ipv6Prefix*—Network route that you want to filter, in the format *ipv6Address/length*, where
  - *ipv6Address*—Base IPv6 address of the network route that you want to filter (for example, ::ffff:a:b:c:d)
  - *length*—Length of the network prefix; number of bits masking base address to produce address to be matched
- *geNumber*—Route being filtered matches if its prefix is within the range specified: greater than or equal to *geNumber* and less than or equal to 32
- *leNumber*—Route being filtered matches if its prefix is within the range specified: greater than or equal to *length* and less than or equal to *leNumber*

**Mode** Global Configuration

**Release Information** Command introduced before JUNOS Release 7.1.0.

## ipv6 route

---

|                            |                                                                                                                                                                                                                                                                                                                                                                                                                                                                                                                                                                                                                                                                                                                                                                                                                                                                                                                                                                                                                                                                                                                                                                                                                                                                                                                                                                                                                                                                                                                                                           |
|----------------------------|-----------------------------------------------------------------------------------------------------------------------------------------------------------------------------------------------------------------------------------------------------------------------------------------------------------------------------------------------------------------------------------------------------------------------------------------------------------------------------------------------------------------------------------------------------------------------------------------------------------------------------------------------------------------------------------------------------------------------------------------------------------------------------------------------------------------------------------------------------------------------------------------------------------------------------------------------------------------------------------------------------------------------------------------------------------------------------------------------------------------------------------------------------------------------------------------------------------------------------------------------------------------------------------------------------------------------------------------------------------------------------------------------------------------------------------------------------------------------------------------------------------------------------------------------------------|
| <b>Description</b>         | Configures a static IPv6 prefix route. The <b>no</b> version removes a static IPv6 prefix route.                                                                                                                                                                                                                                                                                                                                                                                                                                                                                                                                                                                                                                                                                                                                                                                                                                                                                                                                                                                                                                                                                                                                                                                                                                                                                                                                                                                                                                                          |
| <b>Syntax</b>              | <pre>ipv6 route [ vrf vrfName ] prefix { nextHop   interfaceType interfaceSpecifier } [ distance ]</pre> <pre>no ipv6 route [ vrf vrfName ] prefix [ nextHop   interfaceType interfaceSpecifier ] [ distance ]</pre> <ul style="list-style-type: none"> <li>■ <i>vrfName</i>—Name of the VRF; string of 1–32 alphanumeric characters</li> <li>■ <i>prefix</i>—Combination of both a prefix and prefix length (mask) value. The prefix (IP address or network) defines the IPv6 interface or network. The prefix (mask) length of the IPv6 prefix is a decimal value that indicates how many of the high-order contiguous bits of the address comprise the prefix (the network portion of the address). A slash mark must precede the decimal value. An example of a prefix would be “7fff::0/16”, “7fff::0/32”, “7fff:2:3::0/24”, or “7fff::1/128”.</li> <li>■ <i>nextHop</i>—IPv6 address of the next-hop to reach the destination prefix (network). The next-hop address need not be directly connected; recursion locates the physical next-hop.</li> <li>■ <i>interfaceType</i>—Interface type; see <i>Interface Types and Specifiers</i> in <i>About This Guide</i></li> <li>■ <i>interfaceSpecifier</i>—Particular interface; format varies according to interface type; see <i>Interface Types and Specifiers</i> in <i>About This Guide</i></li> <li>■ <i>distance</i>—Preference value for the IPv6 route. A default value of 1 gives static routes precedence over any other type of route (with the exception of connected routes).</li> </ul> |
| <b>Mode</b>                | Global Configuration                                                                                                                                                                                                                                                                                                                                                                                                                                                                                                                                                                                                                                                                                                                                                                                                                                                                                                                                                                                                                                                                                                                                                                                                                                                                                                                                                                                                                                                                                                                                      |
| <b>Release Information</b> | Command introduced before JUNOS Release 7.1.0.<br><b>vrf</b> keyword and <i>vrfName</i> variable added in JUNOS Release 7.2.0.                                                                                                                                                                                                                                                                                                                                                                                                                                                                                                                                                                                                                                                                                                                                                                                                                                                                                                                                                                                                                                                                                                                                                                                                                                                                                                                                                                                                                            |

## ipv6 router isis

---

|                            |                                                                                                                                                                                                                                                                                                               |
|----------------------------|---------------------------------------------------------------------------------------------------------------------------------------------------------------------------------------------------------------------------------------------------------------------------------------------------------------|
| <b>Description</b>         | Enables the IS-IS routing protocol on an interface and specifies an IS-IS process for IPv6. The <b>no</b> version disables IS-IS routing.                                                                                                                                                                     |
| <b>Syntax</b>              | <pre>[ no ] ipv6 router isis [ tag ]</pre> <ul style="list-style-type: none"> <li>■ <i>tag</i>—Meaningful name for a routing process; name must be unique among all IP router processes for a given router; if not specified, a null tag is assumed, and the process is referenced with a null tag</li> </ul> |
| <b>Mode</b>                | Interface Configuration                                                                                                                                                                                                                                                                                       |
| <b>Release Information</b> | Command introduced in JUNOS Release 8.2.0.                                                                                                                                                                                                                                                                    |

## ipv6 router mld

---

**Description** Creates and enables MLD on a virtual router; accesses MLD router configuration mode. The **no** version disables MLD on a virtual router.



**NOTE:** This command is identical to the **router mld** command.

---

**Syntax** [ no ] ipv6 router mld

**Mode** Global Configuration

**Release Information** Command introduced before JUNOS Release 7.1.0.

## ipv6-router-name

---

**Description** Maps a user domain name to an IPv6 virtual router. The **no** version deletes the router name parameter, and the router defaults to the default virtual router.

**Syntax** ipv6-router-name *vrName*  
no ipv6-router-name [ *vrName* ]

- *vrName*—Name of the virtual router; a string of 1–15 alphanumeric characters

**Mode** Domain Map Configuration

**Release Information** Command introduced before JUNOS Release 7.1.0.

## ipv6 router ospf

---

**Description** Configures an IPv6 OSPF routing process. The **no** version disables an IPv6 OSPF routing process.

**Syntax** [ no ] ipv6 router ospf *processId*

- *processId*—Number in the range 1–65535 that identifies the OSPF process

**Mode** Global Configuration

**Release Information** Command introduced before JUNOS Release 7.1.0.

## ipv6 router pim

---

|                            |                                                                                                                                                        |
|----------------------------|--------------------------------------------------------------------------------------------------------------------------------------------------------|
| <b>Description</b>         | Creates and enables PIM for IPv6 on a virtual router; accesses PIM router configuration mode. The <b>no</b> version deletes PIM from a virtual router. |
| <b>Syntax</b>              | [ no ] ipv6 router pim                                                                                                                                 |
| <b>Mode</b>                | Global Configuration                                                                                                                                   |
| <b>Release Information</b> | Command introduced before JUNOS Release 7.1.0.                                                                                                         |

## ipv6 route-type

---

|                            |                                                                                                                                                                                                                                                                                                                                                                                                                                                                                                                                                                                                 |
|----------------------------|-------------------------------------------------------------------------------------------------------------------------------------------------------------------------------------------------------------------------------------------------------------------------------------------------------------------------------------------------------------------------------------------------------------------------------------------------------------------------------------------------------------------------------------------------------------------------------------------------|
| <b>Description</b>         | <p>For BGP, specifies whether BGP IPv6 routes are available only for other unicast protocols or for both unicast protocols and multicast protocols to perform RPF checks. The <b>no</b> version restores the default value, unicast.</p> <p>For OSPF, specifies whether OSPF IPv6 routes are available only for unicast forwarding, only for multicast reverse path forwarding checks, or for both. The <b>no</b> version restores the default value, both.</p>                                                                                                                                 |
| <b>Syntax</b>              | <p>For BGP</p> <pre>ipv6 route-type [ unicast   both ] no ipv6 route-type</pre> <p>For OSPF</p> <pre>ipv6 route-type [ unicast   multicast   both ] no ipv6 route-type</pre> <ul style="list-style-type: none"> <li>■ unicast—Specifies that routes for the protocol are available only for unicast forwarding</li> <li>■ both—Specifies that routes for the protocol are available for both unicast forwarding and multicast route path forwarding checks</li> <li>■ multicast—Specifies that routes for the protocol are available only for multicast route path forwarding checks</li> </ul> |
| <b>Mode</b>                | Router Configuration                                                                                                                                                                                                                                                                                                                                                                                                                                                                                                                                                                            |
| <b>Release Information</b> | Command introduced before JUNOS Release 7.1.0.                                                                                                                                                                                                                                                                                                                                                                                                                                                                                                                                                  |

## ipv6 rpf-route

---

**Description** Customizes static IPv6 routes that the router can use to verify source addresses in multicast packets. The **no** version removes the static route.

**Syntax** `ipv6 rpf-route [ vrf vrfName ] ipv6Address/addressMask  
{ nextHopIpv6Address | interfaceType interfaceSpecifier } [ distance ]`  
`no ipv6 rpf-route [ vrf vrfName ] ipv6Address/addressMask  
[ nextHopIpv6Address | interfaceType interfaceSpecifier ] [ distance ]`

- *vrfName*—Name of the VRF; string of 1–32 alphanumeric characters
- *ipv6Address*—IPv6 address of the destination network
- *addressMask*—Subnet mask for the destination network
- *nextHopIpv6Address*—IPv6 address of the next hop
- *interfaceType*—Interface type; see *Interface Types and Specifiers* in *About This Guide*
- *interfaceSpecifier*—Particular interface; format varies according to interface type; see *Interface Types and Specifiers* in *About This Guide*
- *distance*—Number in the range 0–255 that indicates the preference for this route

**Mode** Global Configuration

**Release Information** Command introduced before JUNOS Release 7.1.0.  
**vrf** keyword and *vrfName* variable added in JUNOS Release 7.2.0.

## ipv6 sa-validate

---

**Description** Enables source address validation on an IPv6 interface. This feature verifies that a packet has been sent from a valid source address. When a packet arrives on an interface, the router performs a routing table lookup using the source address. The result from the routing table lookup is an interface to which packets destined for that address are routed. This interface must match the interface that the packet arrived on. If it does not match, the router drops the packet. The **no** version disables source address validation.

**Syntax** `[ no ] ipv6 sa-validate`

**Mode** Interface Configuration, Profile Configuration

**Release Information** Command introduced before JUNOS Release 7.1.0.

## ipv6 share-interface

---

**Description** Specifies the layer 2 interface that an IPv6 interface will share in the current virtual router. The **no** version removes the association between the layer 2 interface and the shared IPv6 interface.

**Syntax** `ipv6 share-interface interfaceType interfaceSpecifier`  
`no ipv6 share-interface`

- *interfaceType*—Interface type; see *Interface Types and Specifiers* in *About This Guide*
- *interfaceSpecifier*—Particular interface; format varies according to interface type; see *Interface Types and Specifiers* in *About This Guide*

**Mode** Interface Configuration

**Release Information** Command introduced before JUNOS Release 7.1.0.

## ipv6 static-route table-map

---

**Description** Filters static routes before adding them to the routing table. The **no** version deletes the table map.

**Syntax** `ipv6 static-route table-map [ vrf vrfName ] mapName`  
`no ipv6 static-route table-map [ vrf vrfName ] [ mapName ]`

- *vrfName*—Name of the VRF; string of 1–32 alphanumeric characters
- *mapName*—Name of the table map that you want the router to use

**Mode** Global Configuration

**Release Information** Command introduced before JUNOS Release 7.1.0.  
**vrf** keyword and *vrfName* variable added in JUNOS Release 7.2.0.



## ipv6 unnumbered

---

**Description** Enables or disables IPv6 processing on an interface without assigning an explicit IPv6 address to that interface. The global IPv6 address of the interface, specified by the *interfaceType interfaceSpecifier* values, becomes the source address in packets that the unnumbered interface generates. The **no** version of the command removes the IPv6 address from the interface.



**NOTE:** Enabling IPv6 on an interface automatically configures the link-local address on an unnumbered interface.

---

**Syntax** `ipv6 unnumbered interfaceType interfaceSpecifier`  
`no ipv6 unnumbered`

- *interfaceType*—Interface type; see *Interface Types and Specifiers* in *About This Guide*
- *interfaceSpecifier*—Particular interface; format varies according to interface type; see *Interface Types and Specifiers* in *About This Guide*

**Mode** Interface Configuration, Profile Configuration

**Release Information** Command introduced before JUNOS Release 7.1.0.

## ipv6 virtual-router

---

**Description** Specifies a virtual router in an IPv6 profile. Dynamic interfaces created with the profile are assigned to this VR. The **no** version removes the VR from the profile; if a VR is not specified via RADIUS, then any subsequent creation process for dynamic interfaces using the profile fails.

**Syntax** `[ no ] ipv6 virtual-router vrName`  
■ *vrName*—Name of the virtual router; a string of 1–15 alphanumeric characters

**Mode** Profile Configuration

**Release Information** Command introduced before JUNOS Release 7.1.0.

## isis authentication-key

---

**Description** Assigns a password for IS-IS level 1 and level 2 hellos used by neighboring routers that are using IS-IS password authentication. The **no** version deletes the password.

**Syntax** isis authentication-key [ level-1 | level-2 ] *authKey*  
no isis authentication-key [ level-1 | level-2 ]

- level-1—Inserts the password into level 1 hello packets
- level-2—Inserts the password into level 2 hello packets
- *authKey*—Password; string of up to 8 characters

**Mode** Interface Configuration, Subinterface Configuration

**Release Information** Command introduced before JUNOS Release 7.1.0.

## isis bfd-liveness-detection

---

**Description** Enables BFD (bidirectional forwarding detection) on an interface running IS-IS and defines BFD values to be negotiated between IS-IS neighbors for detection of IP data path failures. The **no** version disables BFD on the IS-IS interface.

**Syntax** [ no ] isis bfd-liveness-detection [ minimum-interval *minInterval* |  
[ minimum-receive-interval *minRecInterval* ]  
[ minimum-transmit-interval *minTransInterval* ] ] [ multiplier *multValue* ]

- *minInterval*—Minimum proposed transmit interval and required receive interval for BFD control packets; number in the range 100–65535 milliseconds; default value is 300 milliseconds
- *minRecInterval*—Minimum interval at which the local peer must receive BFD control packets sent by the remote peer; number in the range 100–65535 milliseconds; default value is 300 milliseconds
- *minTransInterval*—Minimum proposed interval between BFD control packets sent by the local peer; number in the range 100–65535 milliseconds; default value is 300 milliseconds
- *multValue*—Detection multiplier value that the remote peer router multiplies by the local peer's negotiated transmit interval to determine the remote peer's BFD liveness detection interval; equal to the number of BFD packets that can be missed before the BFD session is declared down; number in the range 1–255; default value is 3

**Mode** Interface Configuration, Subinterface Configuration

**Release Information** Command introduced in JUNOS Release 7.1.0.

## isis circuit-type

---

**Description** Configures the type of adjacency desired for the specified interface. The **no** version resets the circuit type to level 1 and level 2.

**Syntax** isis circuit-type [ level-1 | level-1-2 | level-2-only ]  
no isis circuit-type

- level-1—Establishes a level 1 adjacency if there is at least one area address in common between this router and its neighbors
- level-1-2—(default) Establishes a level 1 and 2 adjacency if the neighbor is also configured as a level 1-2 router and there is at least one area in common. If there is no area in common, a level 2 adjacency is established.
- level-2-only—Establishes a level 2 adjacency on the circuit. If the neighboring router is a level 1 only router, no adjacency will be established.

**Mode** Interface Configuration, Subinterface Configuration

**Release Information** Command introduced before JUNOS Release 7.1.0.

## isis csnp-interval

---

**Description** Configures the IS-IS CSNP interval for the specified interface. The **no** version restores the default value.

**Syntax** isis csnp-interval *seconds* [ level-1 | level-2 ]  
no isis csnp-interval [ *seconds* ] [ level-1 | level-2 ]

- *seconds*—Number in the range 0–65535; the interval of time in seconds between the transmission of CSNPs on multiaccess networks for the designated router; default value is 10 seconds, except for WAN interfaces, where the default value is 0
- level-1—Sets the interval of time between transmission of CSNPs for level 1 independently
- level-2—Sets the interval of time between transmission of CSNPs for level 2 independently

**Mode** Interface Configuration, Subinterface Configuration

**Release Information** Command introduced before JUNOS Release 7.1.0.

## isis hello-interval

---

**Description** Specifies the length of time in seconds between hello packets that the router sends on the specified interface. The **no** version restores the default value.

**Syntax** isis hello-interval *seconds* [ level-1 | level-2 ]  
 no isis hello-interval [ *seconds* ] [ level-1 | level-2 ]

- *seconds*—Time (in the range 0–65535 seconds) equal to the *hello multiplier* times the *hello interval seconds*; default value is 10 seconds.
- level-1—Sets the hello interval for level 1 independently
- level-2—Sets the hello interval for level 2 independently

**Mode** Interface Configuration, Subinterface Configuration

**Release Information** Command introduced before JUNOS Release 7.1.0.

## isis hello-multiplier

---

**Description** Specifies the number of IS-IS hello packets a neighbor must miss before the router declares the adjacency to be down. The **no** version restores the *multiplier* default value, 3.

**Syntax** isis hello-multiplier *multiplier* [ level-1 | level-2 ]  
 no isis hello-multiplier [ *multiplier* | level-1 | level-2 ]

- *multiplier*—Value (in the range 3–1000) that the router uses as the hello-multiplier when calculating the advertised hold time. The default multiplier value is 3.
- level-1—Sets the hello-multiplier independently for level 1 adjacencies
- level-2—Sets the hello-multiplier independently for level 2 adjacencies

**Mode** Interface Configuration, Subinterface Configuration

**Release Information** Command introduced before JUNOS Release 7.1.0.

## isis hello padding

---

**Description** Pads IS-IS hello packets to their full maximum transmission unit (MTU) size. The **no** version restores the hello padding to its default, no padding.

**Syntax** [ no ] isis hello padding

**Mode** Interface Configuration

**Release Information** Command introduced in JUNOS Release 7.3.0.

## isis lsp-interval

---

**Description** Configures the time delay between successive IS-IS link-state packet transmissions. The **no** version restores the default value, 33 milliseconds.

**Syntax** isis lsp-interval *milliseconds*  
no isis lsp-interval

- *milliseconds*—Number of milliseconds in the range 1–4294967295; an interval between successive link-state packets

**Mode** Interface Configuration, Subinterface Configuration

**Release Information** Command introduced before JUNOS Release 7.1.0.

## isis mesh-group

---

**Description** Configures an interface in the same mesh group to act as a virtual multiaccess network. The **no** version disables the feature.

**Syntax** isis mesh-group { blocked | *number* }  
no isis mesh-group

- blocked—Blocks reserved LSPs from being flooded out on this defined configured interface
- *number*—Mesh group number in the range 1–4294967295

**Mode** Interface Configuration, Subinterface Configuration

**Release Information** Command introduced before JUNOS Release 7.1.0.

## isis message-digest-key

**Description** Specifies an HMAC MD5 key that the router uses to create a secure, encrypted message digest of IS-IS level 1 or level 2 hello packets on the interface. Level 1 packets are the default. The digest is inserted into the packet from which it is created. Using this algorithm protects against intrusion by preventing unauthorized routers from forming adjacencies with your router.

You can specify when the router will start (default is the current time) and stop (default is never) accepting packets that include a digest made with this key. You can specify when the router will start (default is the current time plus 2 minutes) and stop (default is never) generating packets that include a digest made with this key. The **no** version deletes the key specified by the *keyId*.

**Syntax** `isis message-digest-key keyId hmac-md5 key`  
`[ start-accept startAcceptTime [ { startAcceptMonth startAcceptDay | startAcceptDay`  
`startAcceptMonth } startAcceptYear ] ]`  
`[ start-generate startGenTime [ { startGenMonth startGenDay | startGenDay startGenMonth }`  
`startGenYear ] ]`  
`[ stop-accept { never | stopAcceptTime [ { stopAcceptMonth stopAcceptDay | stopAcceptDay`  
`stopAcceptMonth } stopAcceptYear ] ] ]`  
`[ stop-generate { never | stopGenTime [ { stopGenMonth stopGenDay | stopGenDay`  
`stopGenMonth } stopGenYear ] ] ] [ level-1 | level-2 ]`  
`no isis message-digest-key keyId [ level-1 | level-2 ]`

- *keyId*—Integer from 1 to 255 that is a unique identifier for the secret key, sent with the message digest in the packet.
- *key*—String of up to 20 alphanumeric characters; secret key used by the HMAC MD5 algorithm to generate the message digest.
- *startAcceptTime*, *startAcceptMonth*, *startAcceptDay*, *startAcceptYear*—Time, month, day, year that the router will start accepting packets created with this password. Use military time format *HH:MM[:SS]*.
- *startGenTime*, *startGenMonth*, *startGenDay*, *startGenYear*—Time, month, day, year that the router will start inserting this password into packets. Use military time format *HH:MM[:SS]*.
- *never*—Specifies that the router never stops accepting or generating packets; overrides previously specified stop times.
- *stopAcceptTime*, *stopAcceptMonth*, *stopAcceptDay*, *stopAcceptYear*—Time, month, day, year that the router will stop accepting packets created with this password. Use military time format *HH:MM[:SS]*.
- *stopGenTime*, *stopGenMonth*, *stopGenDay*, *stopGenYear*—Time, month, day, year that the router will stop inserting this password into packets. Use military time format *HH:MM[:SS]*.
- *level-1*—Inserts the password into level 1 hello packets
- *level-2*—Inserts the password into level 2 hello packets

**Mode** Interface Configuration, Subinterface Configuration

**Release Information** Command introduced before JUNOS Release 7.1.0.

## isis metric

---

**Description** Configures the metric (cost) for the interface to links at the specified level. If no level is specified, the cost is applied to both level 1 and level 2 links. The **no** version restores the default metric value.

**Syntax** `isis metric defaultMetric [ level-1 | level-2 ]`  
`no isis metric [ defaultMetric | level-1 | level-2 ]`

- *defaultMetric*—Metric used for the redistributed route; a number in the range 0–63 if the router is configured with the **metric-style narrow** command; a number in the range 0–16777215 if the router is configured with the **metric-style transition** or **metric-style wide** command; default value is 10
- *level-1*—Applies metric to level 1 links
- *level-2*—Applies metric to level 2 links

**Mode** Interface Configuration, Subinterface Configuration

**Release Information** Command introduced before JUNOS Release 7.1.0.

## isis network point-to-point

---

**Description** Specifies the IS-IS circuit type as point-to-point. Issuing this command tears down existing adjacencies, originates or flushes LSPs, and establishes new adjacencies. The **no** version restores the default, treating the circuit as a broadcast circuit.

**Syntax** `[ no ] isis network point-to-point`

**Mode** Interface Configuration

**Release Information** Command introduced before JUNOS Release 7.1.0.

## isis priority

---

**Description** Configures the priority of this router for designated router election. The **no** version resets priority to the default value, 64.

**Syntax** `isis priority value [ level-1 | level-2 ]`  
`no isis priority [ level-1 | level-2 ]`

- *value*—Number in the range 0–127; the priority of a router; default value is 64
- *level-1*—Sets the priority of a router for level 1 independently
- *level-2*—Sets priority of a router for level 2 independently

**Mode** Interface Configuration, Subinterface Configuration

**Release Information** Command introduced before JUNOS Release 7.1.0.

## isis retransmit-interval

---

**Description** Configures the number of seconds between retransmission of LSPs with the same lsp-id for point-to-point links. The **no** version restores the default value.

**Syntax** isis retransmit-interval *seconds*  
no isis retransmit-interval

- *seconds*—Number of seconds in the range 1–65535; default value is 5. The number should be greater than the expected round-trip delay between any two routers on the attached network. The setting of this parameter should be conservative, or needless retransmission will result. The value should be larger for serial lines.

**Mode** Interface Configuration, Subinterface Configuration

**Release Information** Command introduced before JUNOS Release 7.1.0.

## isis retransmit-throttle-interval

---

**Description** Configures the amount of time between retransmissions of any IS-IS LSPs on a point-to-point interface. The **no** version restores the default value, 33 milliseconds.

**Syntax** isis retransmit-throttle-interval *milliseconds*  
no isis retransmit-throttle-interval

- *milliseconds*—Number of milliseconds in the range 0–65535; the minimum delay between LSP retransmissions on the interface

**Mode** Interface Configuration, Subinterface Configuration

**Release Information** Command introduced before JUNOS Release 7.1.0.

## isis tag

---

**Description** Sets a route tag value for the IP addresses on an IS-IS interface before the route is propagated to other routers in an IS-IS domain. To use the route tag, you must reference it in a route map to set values and/or redistribute routes. The **no** version removes the route tag from the interface.

**Syntax** [ no ] isis tag *tagValue*

- *tagValue*—Number in the range 1–4294967295 that identifies the route tag assigned to the IS-IS interface

**Mode** Interface Configuration, Subinterface Configuration

**Release Information** Command introduced before JUNOS Release 7.1.0.



## issuer-identifier

---

**Description** Specifies the name of the CA issuer for online digital certificate configuration. In CA authentication requests, the identifier is used together with the enrollment URL specified by the **enrollment url** command. The **no** version removes the name from the configuration.

**Syntax** issuer-identifier *name*  
no issuer-identifier

- *name*—Name of CA issuer; in the range 1–200 characters

**Mode** IPSec CA Identity Configuration

**Release Information** Command introduced before JUNOS Release 7.1.0.

## issu initialize

---

**Description** Starts the initialization phase of unified ISSU. There is no **no** version.

**Syntax** issu initialize

**Mode** Privileged Exec

**Release Information** Command introduced in JUNOS Release 9.0.0.

## issu start

---

**Description** Starts the upgrade phase of unified ISSU. There is no **no** version.

**Syntax** issu start

**Mode** Privileged Exec

**Release Information** Command introduced in JUNOS Release 9.0.0.

## issu stop

---

**Description** Stops the unified ISSU operation and restores the router to the state existing before you issued the **issu initialize** command. There is no **no** version.

**Syntax** issu stop

**Mode** Privileged Exec

**Release Information** Command introduced in JUNOS Release 9.0.0.

## is-type

---

**Description** Configures the IS-IS level at which the router is to operate. The **no** version restores the default value, level-1-2.

**Syntax** is-type { level-1 | level-1-2 | level-2-only }  
no is-type

- level-1—Causes the router to act as a station router
- level-1-2—Causes the router to act as both a station router and an area router; the default setting
- level-2-only—Causes the router to act as an area router

**Mode** Router Configuration

**Release Information** Command introduced before JUNOS Release 7.1.0.

## key

---

**Description** From RADIUS Configuration mode, specifies the secret for the RADIUS authentication, accounting, dynamic-request server, or preauthentication server that is used to calculate the RADIUS authenticator field during exchanges with the RADIUS server. The **no** version removes the secret and causes the router to drop all requests for the RADIUS client.

From RADIUS Relay Configuration mode, specifies the IP address and mask of the network that will use the relay authentication or accounting server, and the secret used during exchanges between the RADIUS relay server and client. The **no** version removes the secret.

From IPsec Manual Key Configuration mode, configures a manual ISAKMP/IKE preshared key. There is no **no** version. To delete a key, use the **no** version of the **ipsec key manual** command.

**Syntax** To assign a RADIUS key:  
*key secret*

*no key*

- *secret*—Authentication, accounting, dynamic-request, or preauthentication server secret text string used by RADIUS to encrypt the client and server authenticator field during exchanges between the router and a RADIUS server. The router encrypts PPP PAP passwords using this text string.

To assign a RADIUS relay key:

*key ipAddress ipMask secret*

*no key ipAddress ipMask*

- *ipAddress*—IP address for client network
- *ipMask*—IP mask for the client network
- *secret*—Text string; up to 32 characters

To assign an ISAKMP/IKE key:

*key keyString*

*no key*

- *keyString*—Key value in ASCII format; up to 200 characters

**Mode** IPsec Manual Key Configuration, RADIUS Configuration, RADIUS Relay Configuration

**Release Information** Command introduced before JUNOS Release 7.1.0.

### Related Topics

- Configuring RADIUS-Based Mirroring

## key-string

---

- Description** Manually configures a 1024-bit or 2048-bit ISAKMP/IKE public key that a remote peer uses for RSA authentication without the need for a digital certificate. The key string represents the public key hexadecimal data that includes the ASN.1 object identifier and sequence tags for RSA encryption. There is no **no** version. To remove a peer public key from the router, use the **no** version of the **ipsec key pubkey-chain rsa** command.
- Syntax** `key-string keyStringData`
- *keyStringData*—Alphanumeric string with a maximum length of 1999 characters; delimited by the first character of the string, which must be repeated at the end of the string and must not occur anywhere else in the string
- Mode** IPsec Peer Public Key Configuration
- Release Information** Command introduced in JUNOS Release 7.1.0.

## l2c

---

- Description** Accesses the L2C Configuration (config-l2c) mode for ANCP. The **no** version exits the L2C Cconfiguration mode and removes all ANCP configuration.
- Syntax** `[ no ] l2c`
- Mode** Global Configuration
- Release Information** Command introduced before JUNOS Release 7.1.0.

## l2c end-user-id

---

- Description** Creates the GSMP output label associated with the interface. In addition to the label, this command also specifies the access node using the **neighbor** keyword. The **no** version removes the output label association.
- Syntax** `l2c end-user-id idString neighbor neighborName`  
`no l2c end-user-id idString`
- *idString*—String to identify the GSMP label
  - *neighborName*—Name of the neighboring access node
- Mode** Interface Configuration, Subinterface Configuration
- Release Information** Command introduced before JUNOS Release 7.1.0.

## I2c ip listen

---

**Description** Creates a listening TCP socket at the virtual router within the ANCP context. ANCP needs TCP sockets so that neighbors can open GSMP sessions. The **no** version removes the listening TCP socket and stops any new sessions from being established. The **no** version does not terminate any existing GSMP sessions.

**Syntax** [ no ] I2c ip listen

**Mode** Global Configuration

**Release Information** Command introduced before JUNOS Release 7.1.0.

## I2c ip oif

---

**Description** Creates an IGMP session at the virtual router within the context. ANCP needs IGMP sessions so it can convey OIF mapping events to the appropriate ANCP neighbor. The **no** version removes the IGMP session.

**Syntax** [ no ] I2c ip oif

**Mode** Global Configuration

**Release Information** Command introduced before JUNOS Release 7.1.0.

## I2c line-configuration

---

**Description** Generates a GSMP port management message to the access node for the purpose of configuring a DSL profile string on the specified neighbor interface. There is no **no** command.

**Syntax** I2c line-configuration interface *interfaceType* *interfaceSpecifier* *profileName*

- *interfaceType*—Interface type; see *Interface Types and Specifiers* in *About This Guide*
- *interfaceSpecifier*—Particular interface; format varies according to interface type; see *Interface Types and Specifiers* in *About This Guide*
- *profileName*—Name of profile to be used in the line configuration (port management) message

**Mode** Global Configuration

**Release Information** Command introduced before JUNOS Release 7.1.0.

## I2c max-branches

---

**Description** Specifies the maximum number of branches the ANCP end user can have. The **no** version returns the maximum number of branches to its default value (unlimited branches).

**Syntax** [ no ] I2c max-branches *maxBranches*

- *maxBranches*—Maximum number of branches allowed for the ANCP end user in the range 1–64000

**Mode** Interface Configuration, Subinterface Configuration

**Release Information** Command introduced before JUNOS Release 7.1.0.

## I2c oam

---

**Description** Triggers the access node to run a local loopback test on the specified interface. There is no **no** version.

**Syntax** I2c oam { neighbor *neighborName* end-user-id *endUserId* | interface *interfaceType* *interfaceSpecifier* } [ count *countValue* ] [ timeout *timeoutValue* ]

- *neighborName*—Name of the neighbor
- *endUserId*—Output ANCP label
- *interfaceType*—Interface type; see *Interface Types and Specifiers* in *About This Guide*
- *interfaceSpecifier*—Particular interface; format varies according to interface type; see *Interface Types and Specifiers* in *About This Guide*
- *countValue*—Number of local loopback messages
- *timeoutValue*—Time (in seconds) for the access node to wait for a loopback response from the neighbor

**Mode** Privileged Exec, User Exec

**Release Information** Command introduced in JUNOS Release 7.2.0.

## I2c peer-attachment-id

---

**Description** Creates the GSMP input label associated with the interface. The **no** version removes the input label association.

**Syntax** I2c peer-attachment-id *idString*  
no I2c peer-attachment-id

- *idString*—String to identify the GSMP label

**Mode** Interface Configuration, Subinterface Configuration

**Release Information** Command introduced before JUNOS Release 7.1.0.

## I2tp checksum

---

|                            |                                                                                                                                                                                                |
|----------------------------|------------------------------------------------------------------------------------------------------------------------------------------------------------------------------------------------|
| <b>Description</b>         | Enables the generation of a UDP data integrity checksum in data packets sent to an L2TP peer. The default setting is disabled. The <b>no</b> version disables the generation of the checksums. |
| <b>Syntax</b>              | [ no ] I2tp checksum                                                                                                                                                                           |
| <b>Mode</b>                | Global Configuration                                                                                                                                                                           |
| <b>Release Information</b> | Command introduced before JUNOS Release 7.1.0.                                                                                                                                                 |

## I2tp classifier-list

---

|                            |                                                                                                                                                                                                                                                                                                                                                                                                                                                                                                                                                                                                                                                                                                                                                                                                                                                                                                                       |
|----------------------------|-----------------------------------------------------------------------------------------------------------------------------------------------------------------------------------------------------------------------------------------------------------------------------------------------------------------------------------------------------------------------------------------------------------------------------------------------------------------------------------------------------------------------------------------------------------------------------------------------------------------------------------------------------------------------------------------------------------------------------------------------------------------------------------------------------------------------------------------------------------------------------------------------------------------------|
| <b>Description</b>         | Creates or modifies a classifier control list. The <b>no</b> version removes the classifier control list.                                                                                                                                                                                                                                                                                                                                                                                                                                                                                                                                                                                                                                                                                                                                                                                                             |
| <b>Syntax</b>              | <pre>I2tp classifier-list classifierName [ traffic-class trafficClassName ] [ color { green   yellow   red } ] [ user-packet-class userPacketClassValue ] no I2tp classifier-list classifierName [ classifierNumber ]</pre> <ul style="list-style-type: none"><li>■ <i>classifierName</i>—Name of the classifier control list entry</li><li>■ <i>classifierNumber</i>—Index of the classifier list entry; use the <b>show classifier-list</b> command to see a list of entries with index numbers</li><li>■ <i>trafficClassName</i>—Name of the traffic class to match</li><li>■ <i>green</i>—Matches packet color to green, indicating a low drop preference</li><li>■ <i>yellow</i>—Matches packet color to yellow, indicating a medium drop preference</li><li>■ <i>red</i>—Matches packet color to red, indicating a high drop preference</li><li>■ <i>userPacketClassValue</i>—User packet class value</li></ul> |
| <b>Mode</b>                | Global Configuration                                                                                                                                                                                                                                                                                                                                                                                                                                                                                                                                                                                                                                                                                                                                                                                                                                                                                                  |
| <b>Release Information</b> | Command introduced before JUNOS Release 7.1.0.                                                                                                                                                                                                                                                                                                                                                                                                                                                                                                                                                                                                                                                                                                                                                                                                                                                                        |
| <b>Related Topics</b>      | <ul style="list-style-type: none"><li>■ Creating or Modifying Classifier Control Lists for L2TP Policy Lists</li></ul>                                                                                                                                                                                                                                                                                                                                                                                                                                                                                                                                                                                                                                                                                                                                                                                                |

## I2tp destination lockdown-test

---

|                            |                                                                                                                                                                                                                                      |
|----------------------------|--------------------------------------------------------------------------------------------------------------------------------------------------------------------------------------------------------------------------------------|
| <b>Description</b>         | Configures L2TP to test locked-out destinations to verify whether a destination is available before it is returned to service. The <b>no</b> version restores the default behavior, in which locked-out destinations are not tested. |
| <b>Syntax</b>              | [ no ] I2tp destination lockdown-test                                                                                                                                                                                                |
| <b>Mode</b>                | Global Configuration                                                                                                                                                                                                                 |
| <b>Release Information</b> | Command introduced in JUNOS Release 7.2.0.                                                                                                                                                                                           |

## I2tp destination lockout-timeout

---

**Description** Specifies the amount of time an L2TP destination remains in the lockout state after the destination becomes unavailable. When the timeout period expires, the router either begins the lockout test procedure (if configured to do so) or immediately returns the destination to service. The **no** version restores the default lockout timeout value.

**Syntax** I2tp destination lockout-timeout *timeOutValue*  
 no I2tp destination lockout-timeout

- *timeOutValue*—Number of seconds in the range 60–3600; default is 300 seconds (5 minutes)

**Mode** Global Configuration

**Release Information** Command introduced in JUNOS Release 7.2.0.

## I2tp destination profile

---

**Description** Creates or accesses a destination profile that defines the location of a LAC. The **no** version removes the L2TP destination profile.

**Syntax** I2tp destination profile { *profileName* [ [ virtual-router *vrName* ]  
 ip address *ipAddress* ] | [ virtual-router *vrName* ] ip address *ipAddress* }  
 no I2tp destination profile { *profileName* |  
 [ virtual-router *vrName* ] ip address *ipAddress* }

- *profileName*—Name of the L2TP destination profile
- *vrName*—Name of the virtual router to be used to reach the destination (that is, the LAC). If you do not specify a virtual router, the current virtual router context is used.
- *ipAddress*—IP address to be used to reach the destination

**Mode** Global Configuration

**Release Information** Command introduced before JUNOS Release 7.1.0.



## I2tp destruct-timeout

---

**Description** Specifies the maximum time for which the router maintains dynamic destinations, tunnels, and sessions that have terminated. If resources are low, the router will replace the terminated objects with new requests. The **no** version restores the default value, 600 seconds.

**Syntax** I2tp destruct-timeout *seconds*  
no I2tp destruct-timeout

- *seconds*—Time in the range 10–3600 seconds (1 hour)

**Mode** Global Configuration

**Release Information** Command introduced before JUNOS Release 7.1.0.

## I2tp dial-out connecting-timer-value

---

**Description** Sets the maximum amount of time allowed for successful establishment of an L2TP dial-out session. The **no** version restores the default value, 30 seconds.

**Syntax** [ no ] I2tp dial-out connecting-timer-value *connectingTime*

- *connectingTime*—Range 30–3600 seconds

**Mode** Global Configuration

**Release Information** Command introduced before JUNOS Release 7.1.0.

## I2tp dial-out dormant-timer-value

---

**Description** Defines how long the dial-out session stays in the dormant state waiting for a new trigger after the associated L2TP outgoing call is ended. The **no** version set the dormant timer to the default value, 300 seconds (5 minutes).

**Syntax** [ no ] I2tp dial-out dormant-timer-value *dormantTime*

- *dormantTime*—Range 0–3600 seconds

**Mode** Global Configuration

**Release Information** Command introduced before JUNOS Release 7.1.0.

## I2tp dial-out max-buffered-triggers

---

**Description** Sets the maximum number of buffered trigger packets held for any dial-out session pending the successful establishment of the L2TP session. The **no** version set the number of trigger buffers to the default value, 0.

**Syntax** [ no ] I2tp dial-out max-buffered-triggers *maxBuffers*

- *maxBuffers*—Range 0–50 buffered packets

**Mode** Global Configuration

**Release Information** Command introduced before JUNOS Release 7.1.0.

## I2tp dial-out session delete

---

**Description** Deletes a dial-out session. There is no **no** version.

**Syntax** I2tp dial-out session delete *triggerIpAddress*

- *triggerIpAddress*—Target IP address of the session

**Mode** Privileged Exec

**Release Information** Command introduced before JUNOS Release 7.1.0.

## I2tp dial-out session reset

---

**Description** Resets the state of a dial-out session by forcing it to the dormant state. There is no **no** version.

**Syntax** I2tp dial-out session reset *triggerIpAddress*

- *triggerIpAddress*—Trigger IP address of the session

**Mode** Privileged Exec

**Release Information** Command introduced before JUNOS Release 7.1.0.

## I2tp dial-out target

---

**Description** Defines an L2TP dial-out target that enables the creation of a dial-out session. The **no** version removes the L2TP dial-out route or target.

**Syntax** I2tp dial-out target *ipAddress ipAddressMask domainName profile profileName*  
no I2tp dial-out target *ipAddress ipAddressMask*

- *ipAddress*—IP address of the target
- *ipAddressMask*—IP address mask of the target
- *domainName*—Domain name to be used in the outgoing call Access-Request message
- *profileName*—Name of profile to be used in the creation of the interface stack

**Mode** Global Configuration

**Release Information** Command introduced before JUNOS Release 7.1.0.

## I2tp disable calling-number-avp

---

**Description** Prevents the E-series LAC from sending the Calling Number attribute value pair (AVP) in incoming-call-request (ICRQ) packets. The **no** version enables sending of the Calling Number AVP, the default setting.

**Syntax** [ no ] I2tp disable calling-number-avp

**Mode** Global Configuration

**Release Information** Command introduced before JUNOS Release 7.1.0.

## I2tp disable challenge

---

**Description** Disables the generation of local tunnel authentication challenges. The **no** version enables local challenge generation, which is the default setting.

**Syntax** [ no ] I2tp disable challenge

**Mode** Global Configuration

**Release Information** Command introduced before JUNOS Release 7.1.0.

## **l2tp disconnect-cause**

---

**Description** Enables an E-series LNS to generate, for all L2TP sessions, a PPP Disconnect Cause Code attribute value pair (AVP) and include it in all L2TP Call-Disconnect-Notify (CDN) messages that it sends to an LAC. This action provides a mechanism for the LAC to obtain information about the cause of a session disconnection. The **no** version disables generation of the PPP Disconnect Cause Code AVP, which is the default setting.

**Syntax** [ no ] l2tp disconnect-cause

**Mode** Global Configuration

**Release Information** Command introduced before JUNOS Release 7.1.0.

## **l2tp drain**

---

**Description** Prevents the creation of new destinations, tunnels, and sessions for the router. This command works in conjunction with the **l2tp shutdown** command. Both commands affect the status of the administrative state of L2TP on the router; the **l2tp drain** command sets the administrative state to drain. The **no** version allows the creation of new destinations, tunnels, and sessions for the router.

**Syntax** [ no ] l2tp drain

**Mode** Global Configuration

**Release Information** Command introduced before JUNOS Release 7.1.0.

## **l2tp drain destination**

---

**Description** Prevents the creation of new tunnels and sessions at a destination. This command works in conjunction with the **l2tp shutdown destination** command. Both commands affect the status of the administrative state of L2TP for the destination; the **l2tp drain destination** command sets the administrative state to drain. The **no** version allows the creation of new tunnels and sessions at a destination.

**Syntax** [ no ] l2tp drain destination { *destinationName* | [ virtual-router *vrName* ] ip *ipAddress* }

- *destinationName*—Name the router assigns to the LNS
- *vrName*—Name of the virtual router on which the destination exists
- *ipAddress*—IP address of the LNS

**Mode** Global Configuration

**Release Information** Command introduced before JUNOS Release 7.1.0.

## I2tp drain tunnel

---

**Description** Prevents the assignment of new sessions to a tunnel. This command works in conjunction with the **I2tp shutdown tunnel** command. Both commands affect the status of the administrative state of L2TP for the tunnel; the **I2tp drain tunnel** command sets the administrative state to drain. The **no** version allows the assignment of new sessions to a tunnel.

**Syntax** [ no ] I2tp drain tunnel { *destinationName* |  
[ virtual-router *vrName* ] ip *ipAddress* *tunnelName* }  

- *destinationName*—Name the router assigns to the LNS
- *vrName*—Name of the virtual router on which the tunnel exists
- *ipAddress*—IP address of the LNS
- *tunnelName*—Name of the tunnel

**Mode** Global Configuration

**Release Information** Command introduced before JUNOS Release 7.1.0.

## I2tp failover-resync

---

**Description** Configures the global L2TP peer resynchronization method that an L2TP failed endpoint uses to resynchronize with its peer non-failed endpoint. This setting can be overridden by a peer resynchronization method that is configured by either an L2TP host profile or an AAA domain map tunnel configuration. The **no** version disables peer resynchronization. The **default** version restores the default peer resynchronization method, failover-protocol-fallback-to-silent-failover.

**Syntax** I2tp failover-resync { failover-protocol | failover-protocol-fallback-to-silent-failover |  
silent-failover | disable }  
no I2tp failover-resync  

- failover-protocol—Specifies the L2TP failover protocol method
- failover-protocol-fallback-to-silent-failover—Specifies the L2TP failover protocol method; however, if the peer does not support this method, the silent failover method is used; this is the default setting
- silent-failover—Specifies the silent failover method
- disable—Disables peer resynchronization

**Mode** Global Configuration

**Release Information** Command introduced in JUNOS Release 7.3.0.

## I2tp fail-over-within-preference

---

**Description** Enables tunnel selection within a preference level. The **no** version restores the default behavior, which is to drop down a preference level when a connection attempt has failed.

**Syntax** [ no ] I2tp fail-over-within-preference

**Mode** Global Configuration

**Release Information** Command introduced before JUNOS Release 7.1.0.

## I2tp ignore-receive-data-sequencing

---

**Description** Suppresses sequence number checking for data packets received on all L2TP tunnels in the router. This setting affects only packets received on a tunnel, not packets sent on a tunnel. The L2TP LAC still inserts sequence numbers into data packets if the LAC receives packets from the LNS that contain sequence numbers. The **no** version restores the default, which causes the router to check the sequence numbers in data packets that it receives on L2TP tunnels.



**NOTE:** If you are using IP reassembly, we recommend that you set up the router to ignore sequence numbers in received data packets. Because IP reassembly may reorder L2TP packets, out-of-order packets may be dropped if sequence numbers are being used on L2TP data packets.

**Syntax** [ no ] I2tp ignore-receive-data-sequencing

**Mode** Global Configuration

**Release Information** Command introduced before JUNOS Release 7.1.0.

## I2tp ignore-transmit-address-change

---

**Description** Specifies that E-series routers ignore address changes in Start-Control-Connection-Reply (SCCRP) control packets received from the remote endpoint. If you do not include a keyword, the router ignores the entire address change. The **no** version restores the default, which causes the router to accept address changes in response to SCCRP packets.

**Syntax** [ no ] I2tp ignore-transmit-address-change [ ip-address | udp-port ]

- ip-address—Ignores only IP address changes
- udp-port—Ignores only UDP port number changes

**Mode** Global Configuration

**Release Information** Command introduced before JUNOS Release 7.1.0.  
**ip-address** and **udp-port** keywords added in JUNOS Release 7.1.0.

## I2tp policy

---

**Description** Assigns an L2TP policy list to a profile, which then assigns the policy to an interface. If you enter the **I2tp policy** command and the policy list does not exist, the router creates a policy list with no rules, the default. Attaching this policy list to an interface filters all packets on that interface. You must specify the **input** or **output** keyword to assign the policy list to the ingress or egress of the interface. The **no** version removes the association between a policy list and a profile.

**Syntax** I2tp policy { input | output } *policyName* [ statistics { enabled | disabled } [ merge ]  
no I2tp policy { input | output }

- input—Applies policy to data arriving at the interface
- output—Applies policy to data leaving the interface
- *policyName*—Name of the policy; maximum of 40 characters
- statistics—Enables or disables collection of policy routing statistics
  - enabled—Enables collection of policy routing statistics
  - disabled—Disables collection of policy routing statistics
- merge—Enables merging of multiple policies to form a single policy

**Mode** Profile Configuration

**Release Information** Command introduced before JUNOS Release 7.1.0.  
**merge** keyword added in JUNOS Release 7.2.0.

### Related Topics

- Setting a Statistics Baseline

## I2tp policy-list

---

**Description** Creates or modifies an L2TP policy list. If you enter an **I2tp policy-list** command and type **exit**, the router creates a policy list with no rules. When a policy list does not have rules, the router inserts a default filter rule. Attaching this policy list to an interface filters all packets on that interface. The **no** version removes a policy list.

**Syntax** [ no ] I2tp policy-list [ *policyName* ]  
■ *policyName*—Name of the policy list

**Mode** Global Configuration

**Release Information** Command introduced before JUNOS Release 7.1.0.

### Related Topics

- Creating Policy Lists for L2TP

## I2tp policy-parameter hierarchical

---

**Description** Specifies a parameter value for L2TP interfaces. The **no** version removes the policy parameter and its contents.

**Syntax** `l2tp policy-parameter hierarchical parameterName { nodeValue | atm | atm-vc | atm-vp  
vpValue | ethernet | fr-vc | forwarding | svlan svlanValue | vlan }`

`no policy-parameter parameterName`

- *parameterName*—Name of policy parameter
- *nodeValue*—Aggregation node number in the range 1–65535
- *vpValue*—ATM VPI number in the range 0–255
- *svlanValue*—SVLAN ID number in the range 0–4095

**Mode** Interface Configuration

**Release Information** Command introduced in JUNOS Release 8.0.0.

**Related Topics**

- Creating a Classifier Group for a Policy List

## I2tp policy-parameter reference-rate

---

**Description** Creates an L2TP policy parameter for a reference rate; creates a global parameter if it does not exist. The **no** version removes the policy parameter and its contents; if used with the **increase** keyword, decreases the value.

**Syntax** `l2tp policy-parameter reference-rate parameterName [ increase ] value`

`no l2tp policy-parameter reference-rate parameterName`

- *parameterName*—Name of policy parameter up to 40 characters
- *increase*—Increments the existing reference rate value
- *value*—Value of the reference rate parameter, in the range 0–4292967295

**Mode** Profile Configuration

**Release Information** Command introduced in JUNOS Release 8.1.0.

**Related Topics**

- Creating a Classifier Group for a Policy List



## I2tp reject-transmit-address-change

---

**Description** Specifies that E-series routers reject address changes in Start-Control-Connection-Reply (SCCRP) control packets received from the remote endpoint. If you do not include a keyword, the router rejects the entire address change. The **no** version restores the default, which causes the router to accept address changes in response to SCCRP packets.

**Syntax** [ no ] I2tp reject-transmit-address-change [ ip-address | udp-port ]

- ip-address—Rejects only IP address changes
- udp-port—Rejects only UDP port number changes

**Mode** Global Configuration

**Release Information** Command introduced in JUNOS Release 7.1.0.

## I2tp retransmission

---

**Description** Sets the number of retransmission retries, and allows you to apply the retry count to established and/or unestablished tunnels. If you do not include a keyword, the router applies the retry count to all tunnels. The **no** version resets the number of retransmissions to the default value, 5.

**Syntax** I2tp retransmission *retries* [ established | not-established ]  
no I2tp retransmission [ *retries* ] [ established | not-established ]

- *retries*—Number in the range 2–7
- established—Applies the retry count only to established tunnels
- not-established—Applies the retry count only to tunnels that are not established

**Mode** Global Configuration

**Release Information** Command introduced before JUNOS Release 7.1.0.

## I2tp rx-connect-speed-when-equal

---

**Description** Generates the L2TP receive (RX) speed AVP when the RX and TX speeds are equal. The **no** version disables generation of the RX speed AVP when the RX and TX speeds are equal.

**Syntax** [ no ] I2tp rx-connect-speed-when-equal

**Mode** Global Configuration

**Release Information** Command introduced before JUNOS Release 7.1.0.

## I2tp shutdown

---

**Description** Closes all destinations, tunnels, and sessions and prevents the creation of new destinations, tunnels, and sessions for the router. This command works in conjunction with the **i2tp drain** command. Both commands affect the status of the administrative state of L2TP on the router; the **i2tp shutdown** command sets the administrative state to disabled. The **no** version enables the creation of new destinations, tunnels, and sessions for the router.

**Syntax** [ no ] i2tp shutdown

**Mode** Global Configuration

**Release Information** Command introduced before JUNOS Release 7.1.0.

## I2tp shutdown destination

---

**Description** Closes all tunnels and sessions at a destination, and prevents the creation of new tunnels and sessions at that destination. This command works in conjunction with the **i2tp drain destination** command. Both commands affect the status of the administrative state of L2TP on the destination; the **i2tp shutdown destination** command sets the administrative state to disabled. The **no** version enables the creation of new tunnels and sessions at that destination.

**Syntax** [ no ] i2tp shutdown destination { *destinationName* |  
[ virtual-router *vrName* ] ip *ipAddress* }

- *destinationName*—Name the router assigns to the LNS
- *vrName*—Name of the virtual router on which the destination exists
- *ipAddress*—IP address of the LNS

**Mode** Global Configuration

**Release Information** Command introduced before JUNOS Release 7.1.0.

## I2tp shutdown session

---

**Description** Closes a specific session. The **no** version has no effect because all L2TP sessions are dynamic and cannot be restarted after they have been shut down.

**Syntax** [ no ] i2tp shutdown session { *destinationName* |  
[ virtual-router *vrName* ] ip *ipAddress* *sessionName* }

- *destinationName*—Name that the router assigns to the LNS
- *vrName*—Name of the virtual router on which the destination exists
- *ipAddress*—IP address of the LNS
- *sessionName*—Name of the session

**Mode** Global Configuration

**Release Information** Command introduced before JUNOS Release 7.1.0.

## I2tp shutdown tunnel

---

**Description** Closes all sessions in a tunnel, and prevents the creation of new sessions in that tunnel. This command works in conjunction with the **I2tp drain tunnel** command. Both commands affect the status of the administrative state of L2TP on the tunnel; the **I2tp shutdown tunnel** command sets the administrative state to disabled. The **no** version enables the creation of new sessions in that tunnel.

**Syntax** [ no ] I2tp shutdown tunnel { *destinationName* |  
[ virtual-router *vrName* ] ip *ipAddress* *tunnelName* }  
■ *destinationName*—Name the router assigns to the LNS  
■ *vrName*—Name of the virtual router on which the tunnel exists  
■ *ipAddress*—IP address of the LNS  
■ *tunnelName*—Name of the tunnel

**Mode** Global Configuration

**Release Information** Command introduced before JUNOS Release 7.1.0.

## I2tp switch-profile

---

**Description** Creates and names an L2TP tunnel switch profile. This command accesses L2TP Tunnel Switch Profile Configuration mode, from which you can define the L2TP tunnel switching behavior for the interfaces to which this profile is assigned. The **no** version removes the named tunnel switch profile from the router.

**Syntax** [ no ] I2tp switch-profile *profileName*  
■ *profileName*—Name of the tunnel switch profile; a string of up to 64 alphanumeric characters

**Mode** Global Configuration

**Release Information** Command introduced in JUNOS Release 7.2.0.

## I2tp tunnel default-receive-window

---

**Description** Configures the default L2TP receive window size (RWS) for a tunnel on both the LAC and the LNS. The RWS is the number of packets that the peer can transmit without receiving an acknowledgment from the router. This command affects only those tunnels configured on the router after the command is issued; it has no effect on previously configured tunnels. The **no** version restores the default behavior, in which the router chooses the default RWS.

**Syntax** I2tp tunnel default-receive-window *receiveWindowSize*  
 no I2tp tunnel default-receive-window

- *receiveWindowSize*—Default receive window size, in packets; currently, the only supported value is 4

**Mode** Global Configuration

**Release Information** Command introduced before JUNOS Release 7.1.0.

## I2tp tunnel idle-timeout

---

**Description** Configures the tunnel idle-timeout value. Creates persistent tunnels by setting the value to 0. There is no **no** version.

**Syntax** I2tp tunnel idle-timeout [ *timeOutValue* ]

- *timeOutValue*—Number in the range 0–86400 seconds

**Mode** Global Configuration

**Release Information** Command introduced before JUNOS Release 7.1.0.

## I2tp tunnel short-drain-timeout

---

**Description** Configures the amount of time a disconnected LAC L2TP tunnel waits (the drain timeout) before restarting after a restart request is received. The **no** version restores the default setting.

**Syntax** I2tp tunnel short-drain-timeout [ *timeOutValue* ]  
 no I2tp tunnel short-drain-timeout

- *timeOutValue*—Short drain timeout in seconds, in the range 0–31; default value is 2 seconds

**Mode** Global Configuration

**Release Information** Command introduced in JUNOS Release 7.1.0.

## I2tp tunnel-switching

---

|                            |                                                                                                                |
|----------------------------|----------------------------------------------------------------------------------------------------------------|
| <b>Description</b>         | Enables tunnel switching chassis-wide. The <b>no</b> version restores the default, disabling tunnel switching. |
| <b>Syntax</b>              | [ no ] I2tp tunnel-switching                                                                                   |
| <b>Mode</b>                | Global Configuration                                                                                           |
| <b>Release Information</b> | Command introduced before JUNOS Release 7.1.0.                                                                 |

## I2tp tunnel test

---

|                            |                                                                                                                                                                                                                                                               |
|----------------------------|---------------------------------------------------------------------------------------------------------------------------------------------------------------------------------------------------------------------------------------------------------------|
| <b>Description</b>         | Allows you to force the establishment of a tunnel in order to verify the tunnel configuration and to verify connectivity. There is no <b>no</b> version.                                                                                                      |
| <b>Syntax</b>              | I2tp tunnel test <i>authenticateName</i> [ <i>tunnelName</i> ] <ul style="list-style-type: none"><li>■ <i>authenticateName</i>—Authenticate name used to look up tunnel test parameters</li><li>■ <i>tunnelName</i>—Name of the tunnel to be tested</li></ul> |
| <b>Mode</b>                | Privileged Exec                                                                                                                                                                                                                                               |
| <b>Release Information</b> | Command introduced before JUNOS Release 7.1.0.                                                                                                                                                                                                                |

## I2tp unlock destination

---

|                            |                                                                                                                                                                                                                                                                                                                                                             |
|----------------------------|-------------------------------------------------------------------------------------------------------------------------------------------------------------------------------------------------------------------------------------------------------------------------------------------------------------------------------------------------------------|
| <b>Description</b>         | Forces L2TP to immediately unlock the specified L2TP destination and return the destination to the available state. Any remaining lockout time and the lockout test setting (if configured) are not taken into account. There is <b>no</b> no version.                                                                                                      |
| <b>Syntax</b>              | I2tp unlock destination { <i>destinationName</i>   [ virtual-router <i>vrName</i> ] ip <i>ipAddress</i> } <ul style="list-style-type: none"><li>■ <i>destinationName</i>—Name of the L2TP destination</li><li>■ <i>vrName</i>—Name of the virtual router on which the destination exists</li><li>■ <i>ipAddress</i>—IP address of the destination</li></ul> |
| <b>Mode</b>                | Privileged Exec (at privilege level 10 or higher)                                                                                                                                                                                                                                                                                                           |
| <b>Release Information</b> | Command introduced in JUNOS Release 7.2.0.                                                                                                                                                                                                                                                                                                                  |

## I2tp unlock-test destination

---

**Description** Forces L2TP to disregard any remaining lockout time and immediately begin the lockout test procedure for the specified destination. If lockout testing is not enabled, this command immediately unlocks the destination. There is **no** no version.

**Syntax** `I2tp unlock-test destination { destinationName | [ virtual-router vrName ] ip ipAddress }`

- *destinationName*—Name of the L2TP destination
- *vrName*—Name of the virtual router on which the destination exists
- *ipAddress*—IP address of the destination

**Mode** Privileged Exec (at privilege level 10 or higher)

**Release Information** Command introduced in JUNOS Release 7.2.0.

## I2tp weighted-load-balancing

---

**Description** Allows you to use a weighted load balancing scheme for session distribution. The **no** version restores the default behavior, wherein the session load of a chassis is distributed evenly across all tunnels defined to be at the same preference level.

**Syntax** `[ no ] I2tp weighted-load-balancing`

**Mode** Global Configuration

**Release Information** Command introduced before JUNOS Release 7.1.0.

## I2vpn control-word

---

**Description** Indicates that the local preference is to use the control word for the layer 2 packets encapsulated in the MPLS packets that are sent to the remote PE router. The **no** version indicates that the local preference is to not use the control word for the layer 2 packets encapsulated in the MPLS packets that are sent to the remote PE router. The **default** version accepts the preference determined by the interface stack on which the MPLS interface is stacked.

**Syntax** `[ no | default ] I2vpn I2VpnName control-word`

- *I2VpnName*—Name of the L2VPN instance

**Mode** Global Configuration

**Release Information** Command introduced in JUNOS Release 8.1.0.

### Related Topics

- Configuring an L2VPN Instance

## I2vpn encapsulation-type

---

**Description** Creates an L2VPN instance and configures the encapsulation type for interfaces in that L2VPN instance. The **no** version removes the L2VPN instance.

**Syntax** `I2vpn I2VpnName encapsulation-type { atm-aal5-vcc | atm-vcc-cell | cisco-hdlc | ethernet | frame-relay | ppp | vlan }`

`no I2vpn I2VpnName`

- *I2VpnName*—Name of the L2VPN instance
- atm-aal5-vcc—Specifies ATM AAL5 VCC encapsulation
- atm-vcc-cell—Specifies ATM VCC Cell encapsulation
- cisco-hdlc—Specifies Cisco HDLC encapsulation
- ethernet—Specifies Ethernet encapsulation
- frame-relay—Specifies Frame-Relay encapsulation
- ppp—Specifies PPP encapsulation
- vlan—Specifies VLAN encapsulation

**Mode** Global Configuration

**Release Information** Command introduced in JUNOS Release 8.1.0.

**Related Topics**

- Configuring an L2VPN Instance

## I2vpn local-site-id remote-site-id

---

**Description** Configures a layer 2 interface as a member of a layer 2 VPN by specifying local and remote customer site IDs. The **no** version removes the interface as a member of the layer 2 VPN.

**Syntax** `I2vpn I2VpnName local-site-id localSiteId remote-site-id remoteSiteId`

`no I2vpn I2VpnName`

- *I2VpnName*—Name of the L2VPN instance
- *localSiteId*—Numerical identifier for the local site in the L2VPN, in the range 1–65535
- *remoteSiteId*—Numerical identifier for the remote site in the L2VPN, in the range 1–65535

**Mode** Interface Configuration, Subinterface Configuration

**Release Information** Command introduced in JUNOS Release 8.1.0.

**Related Topics**

- Configuring Customer-Facing Interfaces in the L2VPN Instance

## **l2vpn rd**

---

**Description** Specifies the unique two-part route distinguisher for the L2VPN instance. Once configured, you cannot change or remove the route distinguisher. There is no **no** version.

**Syntax** `l2vpn l2VpnName rd distinguisher`

- *l2VpnName*—Name of the L2VPN instance
- *distinguisher*—Unique two-part identifier of the format *number1:number2* where:
  - *number1*—AS number or an IP address
  - *number2*—Unique integer; 32 bits if *number1* is an AS number; 16 bits if *number1* is an IP address

**Mode** Global Configuration

**Release Information** Command introduced in JUNOS Release 8.1.0.

**Related Topics**

- [Configuring an L2VPN Instance](#)



## **l2vpn route-target**

---

**Description** Creates or adds to a list of L2VPN extended communities that the router uses to determine which routes are imported by the specified L2VPN instance. The **no** version removes a route target from the specified list.

**Syntax** [ no ] l2vpn l2VpnName route-target { import | export | both } extendedCommunity

- *l2VpnName*—Name of the L2VPN instance
- **import**—Adds the route target to the import list for the specified L2VPN instance; the L2VPN accepts only routes that have at least one route target that matches a route target in the import list
- **export**—Adds the route target to the export list for the specified L2VPN instance; all routes advertised from this L2VPN are associated with the route targets in the export list; at least one route target in the export list must match a route target in the import list of a L2VPN receiving the route for the route to be accepted by the L2VPN.
- **both**—Adds the route target to both the import list and export list for the specified L2VPN instance; recommended setting for an L2VPN instance
- *extendedCommunity*—Two-part number of the format *number1:number2* that identifies an extended community of L2VPNs where:
  - *number1*—AS number or an IP address
  - *number2*—Unique integer; 32 bits if *number1* is an AS number; 16 bits if *number1* is an IP address

**Mode** Global Configuration

**Release Information** Command introduced in JUNOS Release 8.1.0.

### **Related Topics**

- [Configuring an L2VPN Instance](#)

## I2vpn sequencing

---

**Description** Specifies that the local preference is to include nonzero sequence numbers with the control word, enabling the remote PE to detect out-of-order packets. This command has no effect if no control word is sent in the packets. The router always accepts zero sequence numbers and checks the order of nonzero sequence numbers of MPLS packets received from the remote PE. Any out of order packets are dropped, regardless of whether sequencing is configured. The **no** version specifies that the sequencing number in the control word is set to zero, instructing the remote PE router to not attempt to detect out-of-order packets; has no effect if no control word is sent in the packets. The **default** version accepts the preference determined by the interface stack on which the MPLS shim interface is stacked.

**Syntax** [ no | default ] I2vpn *I2VpnName* sequencing

- *I2VpnName*—Name of the L2VPN instance

**Mode** Global Configuration

**Release Information** Command introduced in JUNOS Release 8.1.0.

**Related Topics**

- Configuring an L2VPN Instance

## I2vpn site-name site-id

---

**Description** Configures a name and a unique site identifier for a customer site that belongs to the specified L2VPN instance. In an L2VPN configuration, each customer site is represented by one or more customer edge (CE) devices located at the edge of the customer's network. The **no** version removes the site name and site identifier from the L2VPN instance.

**Syntax** [ no ] I2vpn *I2VpnName* site-name *siteName* site-id *siteId*

- *I2VpnName*—Name of the L2VPN instance
- *siteName*—Name of the site; string of up to 128 alphanumeric characters
- *siteId*—Numerical identifier for the site, in the range 1–65535; must be unique across the L2VPN domain

**Mode** Global Configuration

**Release Information** Command introduced in JUNOS Release 8.1.0.

**Related Topics**

- Configuring an L2VPN Instance

## l2vpn site-range

---

**Description** Configures the maximum number of customer sites that can participate in the specified L2VPN. In an L2VPN configuration, each customer site is represented by a customer edge (CE) device located at the edge of the customer's network. The **no** version restores the default site range, 1.

**Syntax** `l2vpn l2VpnName site-range siteRange`  
`no l2vpn l2VpnName site-range`

- *l2VpnName*—Name of the L2VPN instance
- *siteRange*—Maximum number of sites that can participate in the L2VPN domain, in the range 1–65535; default value is 1

**Mode** Global Configuration

**Release Information** Command introduced in JUNOS Release 8.1.0.

### Related Topics

- Configuring an L2VPN Instance

## lacp

---

**Description** Configures whether an Ethernet link in an IEEE 802.3ad link aggregation group (LAG) bundle participates actively or passively in the Link Aggregation Control Protocol (LACP). LACP controls the transmission of protocol data units (PDUs) to exchange information between partner links in a LAG bundle. By default, Ethernet links do not send LACP PDUs. The **no** version restores the default behavior.

**Syntax** `lacp { active | passive }`  
`no lacp`

- *active*—Causes the Ethernet link to always transmit LACP PDUs, regardless of whether its partner link is set to active or passive LACP participation
- *passive*—Causes the Ethernet link to transmit LACP PDUs only when it receives LACP PDUs from its partner link

**Mode** Interface Configuration

**Release Information** Command introduced before JUNOS Release 7.1.0.

## lacp port-priority

---

**Description** Sets the priority for an Ethernet member link, also known as an Ethernet port, in an IEEE 802.3ad link aggregation group (LAG) bundle. The member link with the lowest numerical priority value has the highest priority. The Ethernet member link with the highest priority is selected first to join the LAG bundle. The **no** version restores the default priority value, 32768.

**Syntax** lacp port-priority *portPriority*  
no lacp port-priority

- *portPriority*—Priority value; integer in the range 0–65535; default value is 32768

**Mode** Interface Configuration

**Release Information** Command introduced before JUNOS Release 7.1.0.

## lag dos-protection-group

---

**Description** Attaches a lag denial of service (DoS) protection group to an interface. The **no** version removes the attachment of the DoS protection group from the interface.

**Syntax** lag dos-protection-group *groupName*  
no lag dos-protection-group

- *groupName*—Name of the DoS protection group; string of up to 31 alphanumeric characters

**Mode** Interface Configuration

**Release Information** Command introduced in JUNOS Release 8.1.0.

## lease

---

**Description** Specifies the time period for which the supplied IP address is valid. The **no** version restores the default lease time, 30 minutes.



**NOTE:** Ensure that DHCP clients have a minimum lease of 120 minutes before you begin a unified in-service software upgrade to prevent unwanted lease expirations due to the length of the unified ISSU process.

---

**Syntax** `lease { days [ hours [ minutes [ seconds ] ] ] | infinite }`  
`no lease`

- *days*—Number of days for which the IP address is valid; in the range 0–32768
- *hours*—Number of hours for which the IP address is valid in the range 0–24
- *minutes*—Number of minutes for which the IP address is valid; in the range 0–60
- *seconds*—Number of seconds for which the IP address is valid; in the range 0–60
- *infinite*—Assigns a lease that does not expire

**Mode** DHCP Local Pool Configuration

**Release Information** Command introduced before JUNOS Release 7.1.0.

## license bfd

---

**Description** Specifies the Bidirectional Forwarding Detection (BFD) license provided by your sales representative or Juniper Networks Customer Service. The **no** version disables the license.

**Syntax** `license bfd licenseKey`  
`no license bfd`

- *licenseKey*—Unique string of up to 15 alphanumeric characters that we provide to you

**Mode** Global Configuration

**Release Information** Command introduced before JUNOS Release 7.1.0.

## license b-ras

---

**Description** Specifies the B-RAS license provided by your sales representative or Juniper Networks Customer Service. Depending on the license purchased, the router supports up to 2,000, 4,000, 8,000, 16,000, or 20,000 authenticated PPP or SRC sessions. The **no** version disables the license.

**Syntax** `license b-ras licenseKey`  
`no license b-ras`

- *licenseKey*—Unique string of up to 15 alphanumeric characters that we provide to you

**Mode** Global Configuration

**Release Information** Command introduced before JUNOS Release 7.1.0.

## license firewall maximum-virtual-routers

---

**Description** Specifies the firewall license key provided by your sales representative or Juniper Networks Customer Service. Firewall licensing is enforced according to a tiered structure based on the number of VR/VRF instances you can configure for enhanced firewall. Contact your sales representative or Juniper Networks Customer Service for details. The **no** version disables the license.

**Syntax** `license firewall maximum-virtual-routers licenseKey`  
`no license firewall maximum-virtual-routers`

- *licenseKey*—Unique string of alphanumeric characters that we provide to you

**Mode** Global Configuration

**Release Information** Command introduced before JUNOS Release 7.1.0.

## license ipsec-tunnels

---

**Description** Specifies the IPSec license key provided by your sales representative or Juniper Networks Customer Service. Depending on the license purchased, the router supports up to 5,000, 7,500, or 10,000 tunnels per chassis. The **no** version disables the license.

**Syntax** `license ipsec-tunnels licenseKey`  
`no license ipsec-tunnels`

- *licenseKey*—Unique string of alphanumeric characters that we provide to you

**Mode** Global Configuration

**Release Information** Command introduced before JUNOS Release 7.1.0.

## license ipv6

---

**Description** Specifies the IPv6 license key provided by your sales representative or Juniper Networks Customer Service. The **no** version disables the license.

**Syntax** `license ipv6 licenseKey`  
`no license ipv6`

- *licenseKey*—Unique string of alphanumeric characters that we provide to you

**Mode** Global Configuration

**Release Information** Command introduced before JUNOS Release 7.1.0.

## license l2tp-session

---

**Description** Specifies the L2TP license key provided by your sales representative or Juniper Networks Customer Service. You can use the license on ERX-1440 routers, E120 routers, and E320 routers to increase the number of supported L2TP sessions from 16,000 to 32,000. The **no** version removes the license.



**NOTE:** This command is deprecated and might be removed completely in a future release.

JUNOS software no longer requires you to configure a license to enable support for 32,000 L2TP sessions. The ERX-1440 routers, E120 routers, and E320 routers support 32,000 L2TP sessions by default; all other models support a maximum of 16,000 L2TP sessions.

Although the **license l2tp-session** command remains in the CLI, the command has no effect on the actual enforced limit.

**Syntax** `license l2tp-session licenseKey`  
`no license l2tp-session`

- *licenseKey*—Unique string of alphanumeric characters that we provide to you

**Mode** Global Configuration

**Release Information** Command introduced before JUNOS Release 7.1.0.

## license mobile-ip home-agent

---

**Description** Configures the license key to enable a home agent. The **no** version does not change any existing Mobile IP configurations such as deleting the existing bindings or preventing any new registrations, but disables the license key. You cannot modify, but only delete, the Mobile IP configurations after enabling the **no** version. For example, if you disable the home agent and delete all existing bindings, you cannot re-enable it until a valid license is provided.

**Syntax** license mobile-ip home-agent *licenseKey*  
no license mobile-ip home-agent

- *licenseKey*—Unique alphanumeric license key, up to a maximum of 16 alphanumeric characters, to enable a Mobile IP home agent configuration

**Mode** Global Configuration

**Release Information** Command introduced in JUNOS Release 9.0.0.

## license nat

---

**Description** Specifies the NAT license key provided by your sales representative or Juniper Networks Customer Service. The **no** version disables the license.

**Syntax** license nat *licenseKey*  
no license nat

- *licenseKey*—Unique string of alphanumeric characters that we provide to you

**Mode** Global Configuration

**Release Information** Command introduced before JUNOS Release 7.1.0.

## license service-management

---

**Description** Specifies the Service Manager license key provided by your sales representative or Juniper Networks Customer Service. The **no** version removes the license.

**Syntax** license service-management *licenseKey*  
no license service-management

- *licenseKey*—Unique string of alphanumeric characters that Juniper Networks provides to you

**Mode** Global Configuration

**Release Information** Command introduced in JUNOS Release 7.2.0.



## lifetime

---

**Description** From IKE Policy Configuration mode, associates a lifetime with IKE SAs established with this IKE policy. The **no** version restores the lifetime to its default, 28800 seconds (8 hours).

From IPsec Transport Profile Configuration mode, sets a lifetime range for the IPsec connection in volume of traffic and/or in seconds. If the client PC offers a lifetime within this range, the router accepts the offer. The **no** version returns the lifetime to the default, 100000–4294967295 KB and 900–86400 seconds (1–24 hours).

From IPsec Tunnel Profile Configuration mode, specifies the IPsec lifetime range used on IPsec security association negotiations. The **no** version returns the lifetime to its default, 28800 seconds (8 hours) and no traffic volume limit.

**Syntax** To set an IKE lifetime:

`lifetime seconds`

`no lifetime`

- *seconds*—Number of seconds an SA lives before expiring; in the range 900–86400 seconds

To set an IPsec transport profile lifetime:

`lifetime { kilobytes lowKilobytes highKilobytes | seconds lowSeconds highSeconds | seconds lowSeconds highSeconds kilobytes lowKilobytes highKilobytes }`

`no lifetime`

- *lowKilobytes*—Lower range of the lifetime in kilobytes; in the range 100000–4294967295 KB; default value is 100000
- *highKilobytes*—Higher range of the lifetime in kilobytes; in the range 100000–4294967295 KB; default value is 4294967295
- *lowSeconds*—Lower range of the lifetime in seconds; in the range 300–86400 seconds; default value is 3600
- *highSeconds*—Higher range of the lifetime in seconds; in the range 300–86400 seconds; default value is 86400

To set an IPSec tunnel profile lifetime:

```
lifetime { seconds lowSeconds highSeconds | kilobytes lowKilobytes highKilobytes |
seconds lowSeconds highSeconds kilobytes lowKilobytes highKilobytes }
```

no lifetime

- *lowSeconds*—Lower range of the lifetime in seconds; in the range 900–86400 seconds; default value is 3600
- *highSeconds*—Higher range of the lifetime in seconds; in the range 900–86400 seconds; default value is 86400
- *lowKilobytes*—Lower range of the lifetime in kilobytes; in the range 100000–4294967295 KB; default value is 100000
- *highKilobytes*—Higher range of the lifetime in kilobytes; in the range 100000–4294967295 KB; default value is 4294967295

**Mode** IKE Policy Configuration, IPSec Transport Profile Configuration, IPSec Tunnel Profile Configuration

**Release Information** Command introduced before JUNOS Release 7.1.0.  
IPSec Tunnel Profile Configuration mode added in JUNOS Release 7.3.0.

## line

**Description** Opens virtual terminal lines or the console line and allows you to configure the lines. By default five vty lines (0–4) are open. The **no** version removes a vty line or a range of lines from your configuration; users will not be able to run Telnet, SSH, or FTP to lines that you remove. When you remove a vty line, the router removes all lines above that line. For example, **no line vty 6** causes the router to remove lines 6 through 29. You cannot remove lines 0 through 4.



**NOTE:** Once lines are open, login is enabled by default. Before users can access the lines, you must configure a password, disable login using the **no login** command, or configure AAA authentication on the line.

**Syntax** line { console *lineNumber* | vty *lineRangeStart* [ *lineRangeEnd* ] }  
no line vty *lineNumber*

- console—Specifies the console line
- vty—Specifies vty lines
- *lineNumber*—Number of a single line; 0 for the console line
- *lineRangeStart*—Start of the vty line range; a number from 0–29
- *lineRangeEnd*—End of the vty line range; a number from 0–29

**Mode** Global Configuration

**Release Information** Command introduced before JUNOS Release 7.1.0.

## link

---

**Description** Links the pool currently being configured to another DHCP local address pool. The linked pool acts as a backup pool. The **no** version removes the link.

**Syntax** link *poolName*  
no link

- *poolName*—Name of pool to which you want to link the pool currently being configured

**Mode** DHCP Local Pool Configuration

**Release Information** Command introduced before JUNOS Release 7.1.0.

## link failover force

---

**Description** Forces a GE I/O module to switch from one port to another. There is no **no** version.

**Syntax** link failover force

**Mode** Interface Configuration

**Release Information** Command introduced before JUNOS Release 7.1.0.

## link failover timeout

---

**Description** Specifies the time that the router waits for a port on a GE I/O module to become active before the router switches to the redundant port. The **no** version restores the default setting, in which the router sets this time automatically.

**Syntax** link failover timeout *failTime*  
no link failover timeout

- *failTime*—Time that the router waits; in the range 100–10000 ms

**Mode** Interface Configuration

**Release Information** Command introduced before JUNOS Release 7.1.0.

## link selection

---

**Description** Disables redundancy on a GE I/O module by allowing operation on the specified port only. The **no** version restores the default situation, in which port redundancy is enabled.

**Syntax** link selection { primary | secondary }  
no link selection

- primary—Allows operation on only the primary port
- secondary—Allows operation on only the redundant port

**Mode** Interface Configuration

**Release Information** Command introduced before JUNOS Release 7.1.0.

## list

---

**Description** Lists the currently configured MPLS explicit path (optionally starting at a particular index). There is no **no** version.

**Syntax** list [ *index* ]

- *index*—Number of a node in an ordered set of abstract nodes set with the **index** command; in the range 1–255

**Mode** Explicit Path Configuration

**Release Information** Command introduced before JUNOS Release 7.1.0.

## load-interval

---

**Description** Sets the time interval at which the router calculates bit rates and packet rates for an interface. The **no** version restores the default value, 300 seconds. This command is not available for the Ethernet interface on the SRP module.

**Syntax** load-interval *timeInterval*  
no load-interval

- *timeInterval*—Multiple of 30 seconds; in the range 30–300

**Mode** Interface Configuration

**Release Information** Command introduced before JUNOS Release 7.1.0.

## load-rebalance

---

**Description** Configures the QoS algorithm for rebalancing the links in an 802.3ad link aggregation group (LAG). To configure the algorithm to dynamically rebalance the LAG using existing parameters, issue the **load-rebalance** command without any keywords. The **no** version restores the default parameters.

**Syntax** [ no ] load-rebalance [ period *rebalancePeriod* start-threshold *rebalanceStartThreshold* [ percent | subscribers ] stop-threshold *rebalanceStopThreshold* [ percent | subscribers ] maximum-improvement *rebalanceMaximumImprovement* [ percent | subscribers ] ]

- *rebalancePeriod*—Time period for rebalancing in seconds; in the range 0–86400; the default is 60 seconds
- *rebalanceStartThreshold*—Amount of imbalance in the LAG that triggers the algorithm to start rebalancing; the default is 0 percent
  - percent—Specifies that the threshold is measured as a percentage of the average load per link; in the range 0–100
  - subscribers—Specifies that the threshold is measured by the number of subscribers away from the average subscriber count per link in the LAG; in the range 0–100000
- *rebalanceStopThreshold*—Amount of imbalance in the LAG that triggers the algorithm to stop rebalancing; the default is 0 percent
  - percent—Specifies that the amount of imbalance is measured as a percentage of the average load per link; in the range 0–100
  - subscribers—Specifies that the threshold is measured by the number of subscribers away from the average subscriber count link in the LAG; in the range 0–100000
- *rebalanceMaximumImprovement*—Maximum number of links in the LAG to rebalance; the default is 100 percent
  - percent—Specifies that the maximum number of links is measured as a percentage of the total links; in the range 0–100
  - subscribers—Specifies that the maximum number of links is measured by the number of subscribers; in the range 0–100000

**Mode** Interface Configuration

**Release Information** Command introduced in JUNOS Release 8.1.0.

### Related Topics

- [Configuring Load Rebalancing Parameters for 802.3ad Link Aggregation Groups](#)

## local host

---

**Description** Configures an L2TP local hostname to be used with a remote host. The **no** version removes the local hostname from use with a remote host.

**Syntax** local host *hostname*  
no local host

- *hostname*—L2TP local hostname; string of up to 64 characters (no spaces)

**Mode** L2TP Destination Profile Host Configuration

**Release Information** Command introduced before JUNOS Release 7.1.0.

## local-interface

---

**Description** Maps a domain name to a loopback interface. The **no** version deletes the mapping to the user domain name.



**NOTE:** In Domain Map Configuration mode, this command is replacing the deprecated **loopback** command for mapping a domain name to a loopback interface. The **loopback** command may be removed completely from the Domain Map Configuration mode in a future release.

**Syntax** local-interface { *interfaceType interfaceSpecifier* | *ipAddress* [ *ipAddressMask* ] }  
no local-interface

- *interfaceType*—Interface type; see *Interface Types and Specifiers* in *About This Guide*
- *interfaceSpecifier*—Particular interface; format varies according to interface type; see *Interface Types and Specifiers* in *About This Guide*
- *ipAddress*—IP address of the loopback interface
- *ipAddressMask*—IP address mask of the loopback interface

**Mode** Domain Map Configuration

**Release Information** Command introduced before JUNOS Release 7.1.0.

## local ip address

---

**Description** From L2TP Destination Profile Host Configuration mode, configures a local IP address for use with a remote host. The **no** version removes the local IP address from use with a remote host.

From IPsec Transport Profile Configuration mode, specifies the local endpoint of the IPsec transport connection. It also enters Local IPsec Transport Profile Configuration mode. The **no** version deletes the local IP address.

From IPsec Tunnel Profile Configuration mode, specifies the given local IP address as a server address. The router continues to monitor UDP port 500 for incoming user login requests (that is, IKE source address negotiations). When using global preshared keys, consider the following points:

- Global preshared keys enable a group of users to share a single authentication key. Using a shared key for a group of users simplifies the administrative job of setting up keys. However, changing or removing a preshared key for one user (for security reasons) affects other users with the same key.
- Specific keys for individual users take precedence over global keys assigned to the same user. In other words, if a user has both an assigned specific key and a global key that user must use the specific key or authentication fails.
- Avoid specifying the same local endpoint and virtual router in the same profile. Local endpoint and virtual router values override each other. The last value set in the profile is the value used.

The **no** version causes the router to stop monitoring UDP port 500 for user requests and removes any preshared key associations with the local IP address.

**Syntax** From L2TP Destination Profile Host Configuration mode:

`local ip address ipAddress`

`no local ip address`

- *ipAddress*—IP address

From IPsec Transport Profile Configuration mode:

`[ no ] local ip address ipAddress`

- *ipAddress*—Local endpoint for the IPsec transport connection

From IPsec Tunnel Profile Configuration mode:

`local ip address ipAddress { pre-share keyString | pre-share-masked maskedKeyString }`

`no local ip address`

- *ipAddress*—Local endpoint for the IPsec transport connection
- *keyString*—Key value in ascii format
- *maskedKeyString*—Key value in ascii format

**Mode** IPsec Transport Profile Configuration, IPsec Tunnel Profile Configuration, L2TP Destination Profile Host Configuration

**Release Information** Command introduced before JUNOS Release 7.1.0.  
IPsec Tunnel Profile Configuration mode added in JUNOS Release 7.3.0.

## local ip identity

---

**Description** Overrides the local identity (phase 2 identity) used for IPSec security association negotiations. For IPSec negotiations to succeed, the local and peer identities at one end of the tunnel must match the peer and local identities at the other end (respectively). The **no** version restores the default value, wildcard network value 0.0.0.0/0.

**Syntax** local ip identity  
 { address *ipAddress* | range *ipRangeLow ipRangeHigh* | subnet *netAddress netMask* }  
 no local ip identity

- *ipAddress*—IP address used as the local identity for IPSec security association negotiations
- *ipRangeLow*—Low end of a range used as the local identity for IPSec security association negotiations
- *ipRangeHigh*—High end of a range used as the local identity for IPSec security association negotiations
- *netAddress*—IP network address used as the local identity for IPSec security association negotiations
- *netMask*—IP network mask used as the local identity for IPSec security association negotiations

**Mode** IPSec Tunnel Profile Configuration

**Release Information** Command introduced in JUNOS Release 7.3.0.



## local ip network

---

**Description** Specifies networks that are reachable through the IPSec tunnel. You can configure up to 16 networks for this method of “split-tunneling.” The **no** version removes the specified network from the reachable list.

**Syntax** local ip network *ipNetwork ipMask*  
no local ip network

- *ipNetwork*—IP network reachable through the secure connection
- *ipMask*—IPv4 subnetwork mask for the IP network

**Mode** IPSec Tunnel Profile Configuration

**Release Information** Command introduced in JUNOS Release 7.3.0.

## log

---

**Description** Defines an IP policy rule that configures logging settings for packets that match the current classifier control list. The **no** version removes a log rule from a policy list; the **suspend** keyword temporarily suspends the rule; the **no suspend** version resumes application of a suspended rule.



**NOTE:** This command replaces the Policy List Configuration version of the **log** command, which may be removed completely in a future release.

---

**Syntax** [ no ] [ suspend ] log

**Mode** Classifier Group Configuration

**Release Information** Command introduced before JUNOS Release 7.1.0.

### Related Topics

- Policy Rule Precedence

## log-adjacency-changes

---

- Description** Generates a log message when the state of an IS-IS adjacency or an OSPFv3 neighbor changes. For OSPFv2 neighbors, use the **ospf log-adjacency-changes** command. Manipulates the same log as the Global Configuration **log** commands. The **no** version disables this function.
- Syntax** For IS-IS adjacencies:  
 log-adjacency-changes [ severity { *severityValue* | *severityNumber* } ]  
 [ verbosity *verbosityLevel* ]  
 no log-adjacency-changes
- For OSPFv3 adjacencies:  
 [ no ] log-adjacency-changes [ severity { *severityValue* | *severityNumber* } ]  
 [ verbosity *verbosityLevel* ]
- *severity*—Sets minimum severity of the log messages for this category; described either by a descriptive term—*severityValue*—or by a corresponding number—*severityNumber*—in the range 0–7. The lower the number, the higher the priority:
    - emergency or 0—System unusable
    - alert or 1—Immediate action needed
    - critical or 2—Critical condition exists
    - error or 3—Error condition
    - warning or 4—Warning condition
    - notice or 5—Normal but significant condition
    - info or 6—Informational message
    - debug or 7—Debug message
  - *verbosity*—Specifies the verbosity of this log category’s messages
  - *verbosityLevel*—Specifies the verbosity of the log category’s messages; can be any of the following:
    - high—Verbose
    - low—Terse
    - medium—Moderate detail
- Mode** Router Configuration
- Release Information** Command introduced before JUNOS Release 7.1.0.

## log destination

---

**Description** Configures the logging of system messages. You can direct messages to a destination, limit the messages logged based on severity level, or limit the event categories for which messages are logged. The **no** versions restore default settings or reverse the effect of previous commands that limited event categories.



**NOTE:** You can display traffic logs—such as ipTraffic, icmpTraffic, tcpTraffic, and udpTraffic—only via the **show log data** command or from the *SRP module* console. You cannot redirect traffic logs elsewhere, such as to a system log or nonvolatile storage file, or to a Telnet session.

**Syntax** To specify the destination and severity of messages logged:

```
log destination { console | nv-file | syslog ipAddress [facility facilityId] }
{ severity { severityValue | severityNumber } | off }
```

no log destination [ console | nv-file | syslog [ *ipAddress* ] ]

To specify which event categories are logged to syslog:

```
log destination syslog ipAddress { include | exclude } category [category]*
no log destination syslog ipAddress { include | exclude } [category]*
```

- console—Configures or modifies logging to the local console
- nv-file—Configures or modifies logging to the nonvolatile log file; the nv-file can accept only events at a severity level of critical or higher in importance
- syslog—Configures or modifies logging to a system log server
- *ipAddress*—IP address of the system log application on a remote host
- *facility*—Specifies the system log facility on the host
- *facilityId*—Number in the range 0–7 that identifies the corresponding logging facility, local0–local7
- severity—Sets minimum severity of the log messages displayed; described either by a descriptive term—*severityValue*—or by a corresponding number—*severityNumber*—in the range 0–7. The lower the number, the higher the priority:
  - emergency or 0—System unusable
  - alert or 1—Immediate action needed
  - critical or 2—Critical condition exists
  - error or 3—Error condition
  - warning or 4—Warning condition
  - notice or 5—Normal but significant condition
  - info or 6—Informational message
  - debug or 7—Debug message

- **off**—Disables logging to this destination
- **include**—Sends only the specified event categories to the system log server
- **exclude**—Sends all event categories except those specified to the system log server

Issuing an **include** command after an **exclude** command (or vice versa) overrides the earlier command.

You can issue successive **include** commands or successive **exclude** commands. Successive commands expand the list of included or excluded categories.

- *category*—Log category; refer to the CLI online Help for available options
- **\***—Indicates that one or more parameters can be repeated multiple times in a list in the command line

**Mode** Global Configuration

**Release Information** Command introduced before JUNOS Release 7.1.0.

## log destination syslog source

---

**Description** Specifies a source interface type and location for events logged to a system log server. Overrides the type and location of the actual source to enable server access behind firewalls. The **no** version restores the default state, which is to use the actual interface type and location of the source.

**Syntax** `log destination syslog ipAddress source interfaceType interfaceSpecifier`  
`no log destination syslog ipAddress source [ interfaceType interfaceSpecifier ]`

- *ipAddress*—IP address of the system log application
- *interfaceType*—Interface type; see *Interface Types and Specifiers* in *About This Guide*
- *interfaceSpecifier*—Particular interface; format varies according to interface type; see *Interface Types and Specifiers* in *About This Guide*

**Mode** Global Configuration

**Release Information** Command introduced before JUNOS Release 7.1.0.

## log engineering

---

**Description** Enables engineering logs. The **no** version disables engineering logs.

**Syntax** `[ no ] log engineering`

**Mode** Global Configuration

**Release Information** Command introduced before JUNOS Release 7.1.0.

## log fields

---

|                            |                                                                                                                                                                                                                                                                                                                                                                                                                                                                                                                                                                                             |
|----------------------------|---------------------------------------------------------------------------------------------------------------------------------------------------------------------------------------------------------------------------------------------------------------------------------------------------------------------------------------------------------------------------------------------------------------------------------------------------------------------------------------------------------------------------------------------------------------------------------------------|
| <b>Description</b>         | Selects optional fields to be added to all logs. The <b>no</b> version disables the optional log fields.                                                                                                                                                                                                                                                                                                                                                                                                                                                                                    |
| <b>Syntax</b>              | <pre>log fields { timestamp   no-timestamp } { instance   no-instance } { calling-task   no-calling-task } no log fields</pre> <ul style="list-style-type: none"><li>■ timestamp—Includes the timestamp in log messages</li><li>■ no-timestamp—Does not include the timestamp in log messages</li><li>■ instance—Includes the event ID in log messages</li><li>■ no-instance—Does not include the event ID in log messages</li><li>■ calling-task—Includes the logging task name in log messages</li><li>■ no-calling-task—Does not include the logging task name in log messages</li></ul> |
| <b>Mode</b>                | Global Configuration                                                                                                                                                                                                                                                                                                                                                                                                                                                                                                                                                                        |
| <b>Release Information</b> | Command introduced before JUNOS Release 7.1.0.                                                                                                                                                                                                                                                                                                                                                                                                                                                                                                                                              |

## log filters

---

|                    |                                                                                                                         |
|--------------------|-------------------------------------------------------------------------------------------------------------------------|
| <b>Description</b> | This command has only a <b>no</b> version. See the <b>no log filters</b> command for a complete description and syntax. |
|--------------------|-------------------------------------------------------------------------------------------------------------------------|

## log here

---

|                            |                                                                                                                                                         |
|----------------------------|---------------------------------------------------------------------------------------------------------------------------------------------------------|
| <b>Description</b>         | Enables the current terminal as a log console. The <b>no</b> version disables logs destined for a console from being displayed on the current terminal. |
| <b>Syntax</b>              | <pre>[ no ] log here</pre>                                                                                                                              |
| <b>Mode</b>                | Global Configuration, Privileged Exec, User Exec                                                                                                        |
| <b>Release Information</b> | Command introduced before JUNOS Release 7.1.0.                                                                                                          |

## log severity

**Description** Sets the severity level for systemwide logs (that is, when no individual event category is specified) or for a specific event category. The **no** version returns severity changes to their default settings or the systemwide setting.



**NOTE:** After you change the log severity level for an individual log event category, you cannot use systemwide commands to subsequently change the severity level for that category. To change individually altered log event categories using systemwide commands, you must first change the log event back to its default setting.

**Syntax** `log severity { severityValue | off | severityNumber }  
[ eventCategory [ instanceTree ] | eventCategory instanceTree | eventCategory ]  
no log severity [ severityValue | off | severityNumber ] [ eventCategory  
[ filters | instanceTree ] | eventCategory { filters | instanceTree } | eventCategory | * ]`

- *severityValue* and *severityNumber*—Minimum severity of the log messages displayed for the selected category; described either by a descriptive term—*severityValue*—or by a corresponding number—*severityNumber*—in the range 0–7. The lower the number, the higher the priority:
  - emergency or 0—System unusable
  - alert or 1—Immediate action needed
  - critical or 2—Critical condition exists
  - error or 3—Error condition
  - warning or 4—Warning condition
  - notice or 5—Normal but significant condition
  - info or 6—Informational message
  - debug or 7—Debug message
- off—Disables systemwide log severity for all default level event categories when no event category is specified or disables log severity for a specified event category
- *eventCategory*—Log category; refer to the CLI online Help for available options
- *filters*—Removes all log filters for the event category
- *instanceTree*—Log-specific filter parameters; refer to the CLI online Help for available options
- \*—Resets all log severities, systemwide and individual, to default settings

**Mode** Global Configuration

**Release Information** Command introduced before JUNOS Release 7.1.0.

## log unlimited

---

**Description** Removes the limit on the number of outstanding buffers for an event category. The **no** version returns the number of buffers to the default value.

**Syntax** [ no ] log unlimited [ *eventCategory* ]

- *eventCategory*—Log category; refer to the CLI online Help for available options

**Mode** Global Configuration, Privileged Exec, User Exec

**Release Information** Command introduced before JUNOS Release 7.1.0.

## log verbosity

---

**Description** Sets the verbosity level for a selected category. The **no** version returns the log verbosity to the default value, low.

**Syntax** log verbosity *verbosityLevel* [ *eventCategory* ]  
no log verbosity [ *verbosityLevel* ] [ *eventCategory* ]

- *verbosityLevel*—Verbosity for the log category:
  - low—Terse (default)
  - medium—Moderate detail
  - high—Verbose
- *eventCategory*—Log category; refer to the CLI online Help for available options

**Mode** Global Configuration

**Release Information** Command introduced before JUNOS Release 7.1.0.

## login

---

**Description** Requires you to log in with a password. The **no** version removes the password requirement and allows connections without a password.



**NOTE:** If you issue this command when no password has been configured, access to Telnet is refused.

**Syntax** [ no ] login

**Mode** Line Configuration

**Release Information** Command introduced before JUNOS Release 7.1.0.

## login authentication

---

**Description** Applies an AAA authentication list to the vty sessions that you specified for AAA authentication. The **no** version removes all authentication methods, which means the router accepts Telnet sessions without challenge.

**Syntax** login authentication *authListName*  
no login authentication

- *authListName*—Authentication list name of up to 32 characters

**Mode** Line Configuration

**Release Information** Command introduced before JUNOS Release 7.1.0.

## logout subscribers

---

**Description** Logs out the authenticated PPP or DHCP local server users. There is no **no** version.

**Syntax** logout subscribers { all | username *userName* | domain *domainName* | virtual-router *vrName* | port *interfaceSpecifier* }

- all—Logs out all PPP or DHCP local server sessions
- *userName*—Active PPP or DHCP local server session whose names match the username
- *domainName*—Active PPP or DHCP local server session whose usernames have that domain name
- *vrName*—Active PPP or DHCP local server session whose interfaces are bound to a specific virtual router
- *interfaceSpecifier*—Location of the port with active PPP subscribers; format varies according to interface type; see *Interface Types and Specifiers* in *About This Guide*

**Mode** Privileged Exec

**Release Information** Command introduced before JUNOS Release 7.1.0.



## loopback

---

**Description** Specifies the loopback mode for a module controller or interface. The **no** version clears all loopback on the module or interface (the default), or deletes the mapping to the user domain name.



**NOTE:** In Domain Map Configuration mode, this command has been replaced by the **local-interface** command and may be removed completely from Domain Map Configuration mode in a future release.

**Syntax** For module controllers, the options available vary depending on the module being configured.

CT3 module:

`loopback { local | network | payload }`

`no loopback`

`[ no ] loopback remote`

cOCx/STMx SONET controller (SONET/SDH section layer), OCx/STMx line modules:

`loopback { local | network }`

`no loopback`

COCX-F3 module:

`loopback { local | network | payload }`

`no loopback`

- **local**—Loops the data back toward the router; on supported line modules also sends an alarm indication signal (AIS) out toward the network.
- **network payload**—Loops the data toward the network after the framer has processed the data.
- **network line**—Loops the data toward the network before the data reaches the framer.
- **remote**—Sends a signal notifying the device at the remote end to activate or deactivate the line loopback.
- **network**—Loops the data toward the network before the data reaches the framer.
- **payload**—Loops the data toward the network after the framer has processed the data.

For interfaces; the options available vary depending on the interface being configured.

ATM interface (cannot be used on a subinterface):

**loopback { diagnostic | line }**

**no loopback**

POS interface:

**[ no ] loopback { internal | line }**

- **diagnostic**—Places the interface into internal loopback
- **line**—ATM interface: places the interface into external loopback; POS interface: connects the received network signal directly to the transmit network signal. When configured in line loopback mode, the router never receives data from the network.
- **internal**—Connects the local transmitted signal to the local received signal

**Mode** Controller Configuration, Interface Configuration

**Release Information** Command introduced before JUNOS Release 7.1.0.

## **lsp-gen-interval**

---

**Description** Sets the minimum interval at which originated IS-IS link-state packets are generated on a per LSP basis. The **no** version restores the default value, 5 seconds.

**Syntax** **lsp-gen-interval [ level-1 | level-2 ] seconds**

**no lsp-gen-interval [ level-1 | level-2 ]**

- **level-1**—Sets interval for level 1 only
- **level-2**—Sets interval for level 2 only
- **seconds**—Number in the range 0–120; the minimum interval in seconds; default value is 5 seconds

**Mode** Router Configuration

**Release Information** Command introduced before JUNOS Release 7.1.0.

## **lsp-mtu**

---

**Description** Sets the maximum size of an IS-IS link-state packet generated by the software. The **no** version restores the default value, 1497 bytes.

**Syntax** `lsp-mtu bytes`  
`no lsp-mtu`

- *bytes*—Number in the range 128–9180; the MTU size in bytes; default value is 1497

**Mode** Router Configuration

**Release Information** Command introduced before JUNOS Release 7.1.0.

## **lsp-refresh-interval**

---

**Description** Sets the link-state packet rate at which locally generated IS-IS link-state packets are periodically transmitted. The **no** version restores the default value, 900.

**Syntax** `lsp-refresh-interval seconds`  
`no lsp-refresh-interval`

- *seconds*—Number in the range 1–65535; the refresh interval in seconds; default value is 900

**Mode** Router Configuration

**Release Information** Command introduced before JUNOS Release 7.1.0.

## macro

---

**Description** Executes a macro file, which can consist of one or more macros. If you do not use the *macroName* option to specify a macro, the command searches in the specified macro file for a macro named “start,” and returns an error if the “start” macro is not found. If you do not specify *fileName.mac*, you must specify **name** *macroName*; the command then searches only in local memory for a file called *macroName.mac* that contains the *macroName* macro. There is no **no** version.

**Syntax** `macro [ test | verbose ] { fileName.mac [ macroName [ arg ]* ] | name macroName [ arg ]* }`

- **test**—Displays the output of the macro without issuing the commands to the router, and displays comments
- **verbose**—Echoes each command as the macro executes and displays comments
- *fileName*—Name of the file containing the macro; requires the .mac extension
- *macroName*—Name of a macro within the macro file
- *arg*—Zero or more arguments passed to the macro; if the argument contains a space or other special character, the argument must be enclosed within double quotation marks
- \*—Indicates that one or more parameters can be repeated multiple times in a list in the command line

**Mode** All modes

**Release Information** Command introduced before JUNOS Release 7.1.0.

## map-class frame-relay

---

**Description** Creates a map class. Command is used when configuring Frame Relay end-to-end fragmentation and reassembly. The **no** version removes the map-class.

**Syntax** `[ no ] map-class frame-relay mapName`

- *mapName*—Name of the map class; use up to 64 characters

**Mode** Global Configuration

**Release Information** Command introduced before JUNOS Release 7.1.0.

## map-group

---

**Description** Associates a map list to an NBMA interface when configuring static mapping. The **no** version removes the association. Use in conjunction with the **map-list** command.

**Syntax** [ no ] map-group *name*

- *name*—Name of the map group

**Mode** Interface Configuration

**Release Information** Command introduced before JUNOS Release 7.1.0.

## map-list

---

**Description** Creates a map list for an NBMA interface when configuring static mapping. The **no** version removes the map list. Use in conjunction with the **map-group** command.

**Syntax** [ no ] map-list *name*

- *name*—Name of the map list; a string of up to 31 characters

**Mode** Map List Configuration

**Release Information** Command introduced before JUNOS Release 7.1.0.

## mark

**Description** Sets the precedence field of the ToS byte (for IPv4) or traffic class byte (for IPv6) in the IP header to a specified value for packets that match the current classifier control list. This command is not tied to a rate limit profile, but marks packets based on a classifier control list. The **no** version removes the mark rule from the policy list; the **suspend** version temporarily suspends the mark rule; the **no suspend** version resumes application of a suspended rule.



**NOTE:** This command replaces the Policy List Configuration mode version of the **mark** command, which may be removed completely in a future release.

**Syntax** For IPv4:

```
[no] [suspend] mark { tosByteValue mask maskValue |
tos-precedence tosPrecNum | tos tosNum | dsfield dsFieldNum }
profile colorMarkProfileName }
```

- *tosByteValue*—ToS byte value to be assigned to packets; in the range 0–255
- *maskValue*—Mask to be used when applying ToS byte values to packets; in the range 1–255
- *tosPrecNum*—ToS precedence value to be assigned to packets; in the range 0–7
- *tosNum*—ToS value to be assigned to packets; in the range 0–255
- *dsFieldNum*—DS field value to be assigned to packets; in the range 0–63
- *colorMarkProfileName*—Name of the color-mark profile (up to 40 alphanumeric characters)

For IPv6:

```
[no] [suspend] mark { tcByteValue mask maskValue | tc-precedence tcPrecNum |
tcfield tcFieldNum | dsfield dsFieldNum } profile colorMarkProfileName }
```

- *tcByteValue*—Traffic class field value to be assigned to packets; in the range 0–255
- *maskValue*—Mask to be used when applying traffic class field values to packets; in the range 1–255
- *tcPrecNum*—Traffic class field precedence value to be assigned to packets; in the range 0–7
- *tcFieldNum*—Traffic class field value to be assigned to packets; in the range 0–255
- *dsFieldNum*—DS field value to be assigned to packets; in the range 0–63
- *colorMarkProfileName*—Name of the color-mark profile (up to 40 alphanumeric characters)

**Mode** Classifier Group Configuration

**Release Information** Command introduced before JUNOS Release 7.1.0.  
*colorMarkProfileName* variable added in JUNOS Release 7.2.0.

### Related Topics

- Policy Rule Precedence

## mark-clp

---

**Description** Marks the CLP bit in the ATM header of packets matching the current classifier control list. The **no** version removes the mark rule from a policy list; the **suspend** version temporarily suspends a mark rule; the **no suspend** version resumes application of a suspended rule.

**Syntax** [ no ] [ suspend ] mark-clp *clpValue*

- *clpValue*—Value of the CLP bit, 0 or 1

**Mode** Classifier Group Configuration

**Release Information** Command introduced in JUNOS Release 7.1.0.

### Related Topics

- Assigning Values to the ATM CLP Bit
- Policy Rule Precedence

## mark-de

---

**Description** Marks the DE bit in the Frame Relay header of packets matching the current classifier control list. The **no** version removes the mark rule from a policy list; the **suspend** version temporarily suspends a mark rule; the **no suspend** version resumes application of a suspended rule.



**NOTE:** This command replaces the Policy List Configuration version of the **mark-de** command, which may be removed completely in a future release.

**Syntax** [ no ] [ suspend ] mark-de *deValue*

- *deValue*—Value of the DE bit; 0 or 1

**Mode** Classifier Group Configuration

**Release Information** Command introduced before JUNOS Release 7.1.0.

### Related Topics

- Assigning Values to the ATM CLP Bit
- Policy Rule Precedence

## mark-exp

**Description** Defines an MPLS policy rule that specifies the value of the EXP bits. The **no** version removes the rule from the policy list; the **suspend** version temporarily suspends the policy rule; the **no suspend** version resumes application of a suspended rule.



**NOTE:** This command replaces the Policy List Configuration version of the **mark-exp** command, which may be removed completely in a future release.

**Syntax** [ no ] [ suspend ] mark-exp *expValue* [ mask *expMask* ] [ profile *ProfileName* ]

- *expValue*—EXP bit value assigned to packets; number in the range 0–7
- *expMask*—Mask applied to modify some of the EXP bits in IP packet; integer in the range 1–7
- *profileName*—Name of the rate-limit profile to be used in a policy (up to 40 alphanumeric characters)

**Mode** Classifier Group Configuration

**Release Information** Command introduced before JUNOS Release 7.1.0.  
*profileName* variable added in JUNOS Release 7.2.0.

### Related Topics

- Assigning Values to the ATM CLP Bit
- Policy Rule Precedence

## mark-user-priority

**Description** Defines a policy rule that specifies the value of the 802.1p VLAN user priority bits. The **no** version removes the rule from the policy list; the **suspend** version temporarily suspends the policy rule; the **no suspend** version resumes application of a suspended rule.



**NOTE:** This command replaces the Policy List Configuration version of the **mark-user-priority** command, which may be removed completely in a future release.

**Syntax** [ no ] [ suspend ] mark-user-priority *userPriorityValue*

- *userPriorityValue*—EXP bit value assigned to packets; number in the range 0–7

**Mode** Classifier List Configuration

**Release Information** Command introduced before JUNOS Release 7.1.0.

### Related Topics

- Policy Rule Precedence



## mask destination

---

|                            |                                                                                                                                                                                                   |
|----------------------------|---------------------------------------------------------------------------------------------------------------------------------------------------------------------------------------------------|
| <b>Description</b>         | Sets the minimum mask size for the destination address for the prefix and destination prefix aggregation caches. The <b>no</b> version restores the default mask size.                            |
| <b>Syntax</b>              | mask destination <i>destinationMinimumSize</i><br>no mask destination <ul style="list-style-type: none"><li>■ <i>destinationMinimumSize</i>—Mask number in the range 1—32; default is 0</li></ul> |
| <b>Mode</b>                | Flow Cache Configuration                                                                                                                                                                          |
| <b>Release Information</b> | Command introduced in JUNOS Release 8.1.0.                                                                                                                                                        |

## masked-key

---

|                            |                                                                                                                                                                                                                                                                                                                                                                                                                                       |
|----------------------------|---------------------------------------------------------------------------------------------------------------------------------------------------------------------------------------------------------------------------------------------------------------------------------------------------------------------------------------------------------------------------------------------------------------------------------------|
| <b>Description</b>         | Specifies the encrypted form of the preshared key that the router uses in IKE negotiations. Once you enter a preshared key, the router encrypts the key and displays it in masked form to increase the security of the key. If you need to reenter the key, you can enter it in its masked form using this command. There is no <b>no</b> version. To delete a key, use the <b>no</b> version of the <b>ipsec key manual</b> command. |
| <b>Syntax</b>              | masked-key <i>encryptedKey</i> <ul style="list-style-type: none"><li>■ <i>encryptedKey</i>—Encrypted key value; to obtain this value, enter the unencrypted key using the <b>key</b> command in IPsec Manual Key Configuration mode, and then display the masked version of the key with the <b>show configuration</b> command</li></ul>                                                                                              |
| <b>Mode</b>                | IPsec Manual Key Configuration                                                                                                                                                                                                                                                                                                                                                                                                        |
| <b>Release Information</b> | Command introduced before JUNOS Release 7.1.0.                                                                                                                                                                                                                                                                                                                                                                                        |

## mask source

---

|                            |                                                                                                                                                                               |
|----------------------------|-------------------------------------------------------------------------------------------------------------------------------------------------------------------------------|
| <b>Description</b>         | Sets the minimum mask size for the source address for the prefix and source prefix aggregation caches. The <b>no</b> version restores the default mask size.                  |
| <b>Syntax</b>              | mask source <i>sourceMinimumSize</i><br>no mask source <ul style="list-style-type: none"><li>■ <i>sourceMinimumSize</i>—Mask number in the range 1—32; default is 0</li></ul> |
| <b>Mode</b>                | Flow Cache Configuration                                                                                                                                                      |
| <b>Release Information</b> | Command introduced in JUNOS Release 8.1.0.                                                                                                                                    |

## mask-val

---

**Description** Sets the mask value. For rate limits, use this command with the **committed-action**, **conformed-action**, and **exceeded-action** commands. For color-mark profiles, use the **mask-val** command in Color Mark Profile Configuration mode. The **no** version restores the default value, 255.

**Syntax** [ no ] mask-val *value*

- *value*—Mask value in the range 0–255. Use the following mask values to set the appropriate bits in the ToS field of the IP packet header:
  - IP Precedence—0xE0 (three most significant bits)
  - DS Field—0xFC (six significant bits)
  - TOS (IP) or Traffic Class field (IPv6)—0xFF (default)

**Mode** Color Mark Profile Configuration, Rate Limit Profile Configuration

**Release Information** Command introduced before JUNOS Release 7.1.0.  
Color Mark Profile Configuration mode added in JUNOS Release 7.2.0.

### Related Topics

- Creating a Two-Rate Rate-Limit Profile
- Setting the Mask Value for MPLS Rate-Limit Profiles
- Setting the Mask Value for IP and IPv6 Rate-Limit Profiles

## match as-path

---

**Description** Matches a BGP AS path access list. The **no** version removes the match clause from a route map unless you specify a value, in which case only that value is removed from the match clause.

**Syntax** match as-path *listName* [ *listName* ]\*

no match as-path [ *listName* ]\*

- *listName*—Name of an AS path access list; string of up to 32 characters
- \*—Indicates that one or more parameters can be repeated multiple times in a list in the command line

**Mode** Policy List Configuration, Route Map Configuration

**Release Information** Command introduced before JUNOS Release 7.1.0.

## match community

---

**Description** Matches a BGP community list. The **no** version removes the match clause from a route map unless you specify a value, in which case only that value is removed from the match clause.

**Syntax** match community *listName* [ *listName* ]\* [ exact-match ]  
no match community [ *listName* ]\* [ exact-match ]

- *listName*—String of up to 32 characters that designates a community list; you can optionally use a regular expression to specify the *listName*
- exact-match—Limits the match to a route that contains only the communities contained in the specified list; cannot be used with a community list specified by a regular expression
- \*—Indicates that one or more parameters can be repeated multiple times in a list in the command line

**Mode** Policy List Configuration, Route Map Configuration

**Release Information** Command introduced before JUNOS Release 7.1.0.

## match distance

---

**Description** Matches any routes that have the specified administrative distance. The **no** version removes the match clause from a route map unless you specify a value, in which case only that value is removed from the match clause.



**NOTE:** Matching a distance is useful only when applied to a route being redistributed out of a routing table. Distance is used to determine the relative preference between routes to the same prefix in order to pick the best route to that prefix in the routing table. Distance has no meaning in any other circumstance and any attempt to match distance will fail.

**Syntax** match distance *distance* [ *distance* ]\*  
no match distance [ *distance* ]

- *distance*—Administrative distance in the range 0–255
- \*—Indicates that one or more parameters can be repeated multiple times in a list in the command line

**Mode** Policy List Configuration, Route Map Configuration

**Release Information** Command introduced before JUNOS Release 7.1.0.

## match extcommunity

---

**Description** Matches a BGP extcommunity list. The **no** version removes the match clause from a route map unless you specify a value, in which case only that value is removed from the match clause.

**Syntax** match extcommunity *listName* [ *listName* ]\* [ exact-match ]  
 no match extcommunity [ *listName* ]\*

- *listName*—Name of the extended-community list
- \*—Indicates that one or more parameters can be repeated multiple times in a list in the command line
- exact-match—Limits the match to a route that contains only the extended communities contained in the specified list; cannot be used with an extended community list specified by a regular expression

**Mode** Policy List Configuration, Route Map Configuration

**Release Information** Command introduced before JUNOS Release 7.1.0.

## match ip address

---

**Description** Matches any routes that have a destination network number address that is permitted by a standard or extended access list, a prefix list, or a prefix tree, or performs policy routing on packets. You cannot mix references in the same match command; you can only specify either access list(s), prefix list(s), or prefix tree(s). The **no** version removes the match clause from a route map unless you specify a value, in which case only that value is removed from the match clause.

**Syntax** match ip address { *accessListName* [ *accessListName* ]\* |  
 prefix-list *prefixListName* [ *prefixListName* ]\* | prefix-tree *treeName* [ *treeName* ]\* }  
 no match ip address [ *accessListName* ]\* | prefix-list [ *prefixListName* ]\* |  
 prefix-tree [ *treeName* ]\*

- *accessListName*—String of up to 32 alphanumeric characters
- *prefixListName*—Name of a single prefix list; string of up to 32 characters
- *treeName*—Name of a single prefix tree; string of up to 32 characters
- \*—Indicates that one or more parameters can be repeated multiple times in a list in the command line

**Mode** Policy List Configuration, Route Map Configuration

**Release Information** Command introduced before JUNOS Release 7.1.0.

## match ip next-hop

---

**Description** Matches any routes that have a next-hop router address passed by the specified access list, prefix list, or prefix tree. You cannot mix references in the same match command; you can only specify either access list(s), prefix list(s), or prefix tree(s). The **no** version removes the match clause from a route map unless you specify a value, in which case only that value is removed from the match clause.

**Syntax** match ip next-hop { *accessListName* [ *accessListName* ]\* |  
prefix-list *prefixListName* [ *prefixListName* ]\* | prefix-tree *treeName* [ *treeName* ]\* }  
no match ip next-hop [ *accessListNumber* ]\* | prefix-list [ *listName* ]\* |  
prefix-tree [ *treeName* ]\*

- *accessListName*—Name of a single standard access list; string of up to 32 characters
- *prefixListName*—Name of a single prefix list; string of up to 32 characters
- *treeName*—Name of a single prefix tree; string of up to 32 characters
- \*—Indicates that one or more parameters can be repeated multiple times in a list in the command line

**Mode** Policy List Configuration, Route Map Configuration

**Release Information** Command introduced before JUNOS Release 7.1.0.

## match ipv6 address

---

**Description** Matches any routes that have a destination network number address that is permitted by an access list or prefix list. The **no** version removes all address match clauses from a route map unless you specify either an access list or a prefix list, in which case only the list match is removed from the route map.

**Syntax** match ipv6 address  
{ *accessListName* [ *accessListName* ]\* | prefix-list *prefixListName* [ *prefixListName* ]\* }  
no match ipv6 address [ [ *accessListName* ]\* | prefix-list [ *prefixListName* ]\* ]

- *accessListName*—String of up to 32 alphanumeric characters
- *prefixListName*—Name of a single prefix list; string of up to 32 characters
- \*—Indicates that one or more parameters can be repeated multiple times in a list in the command line

**Mode** Policy List Configuration, Route Map Configuration

**Release Information** Command introduced before JUNOS Release 7.1.0.

## match ipv6 next-hop

---

**Description** Matches any routes that have a next-hop router address passed by the specified access list or prefix list. The **no** version removes all next-hop match clauses from a route map unless you specify either an access list or prefix list, in which case only the list match is removed from the route map.

**Syntax** match ipv6 next-hop  
 { *accessListName* [ *accessListName* ]\* | prefix-list *prefixListName* [ *prefixListName* ]\* }  
 no match ipv6 next-hop [ [ *accessListName* ]\* | prefix-list [ *prefixListName* ]\* ]

- *accessListName*—String of up to 32 alphanumeric characters
- *prefixListName*—Name of a single prefix list; string of up to 32 characters
- \*—Indicates that one or more parameters can be repeated multiple times in a list in the command line

**Mode** Policy List Configuration, Route Map Configuration

**Release Information** Command introduced before JUNOS Release 7.1.0.

## match ipv6 route-source

---

**Description** Matches any routes that are advertised from addresses contained in the specified prefix list. The **no** version removes all route-source match clauses from a route map unless you specify a prefix list, in which case only that prefix list match is removed from the route map.

**Syntax** match ipv6 route-source *prefixListName* [ *prefixListName* ]\*  
 no match ipv6 route-source [ *prefixListName* ]\*

- *prefixListName*—Name of a single prefix list; string of up to 32 characters
- \*—Indicates that one or more parameters can be repeated multiple times in a list in the command line

**Mode** Policy List Configuration, Route Map Configuration

**Release Information** Command introduced before JUNOS Release 7.1.0.

## match level

---

**Description** Matches import routes for the specified type. The **no** version removes the match clause from a route map unless you specify a value, in which case only that value is removed from the match clause.

**Syntax** match level { backbone | level-1 | level-1-2 | level-2 | stub-area }\*  
no match level [ backbone | level-1 | level-1-2 | level-2 | stub-area ]

- backbone—Specifies OSPF backbone area
- level-1—Specifies Level 1 area
- level-1-2—Specifies Level 1 and a level 2 area
- level-2—Specifies Level 2 subdomain
- stub-area—Specifies OSPF NSSA area
- \*—Indicates that one or more parameters can be repeated multiple times in a list in the command line

**Mode** Policy List Configuration, Route Map Configuration

**Release Information** Command introduced before JUNOS Release 7.1.0.

## match metric

---

**Description** Matches a route for the specified metric value. The **no** version removes the match clause from a route map unless you specify a value, in which case only that value is removed from the match clause.

**Syntax** match metric *metricValue* [ *metricValue* ]\*  
no match metric [ *metricValue* ]

- *metricValue*—Number in the range 0–4294967295, which indicates the preference value for a specific route in a route map
- \*—Indicates that one or more parameters can be repeated multiple times in a list in the command line

**Mode** Policy List Configuration, Route Map Configuration

**Release Information** Command introduced before JUNOS Release 7.1.0.

## match metric-type

---

|                            |                                                                                                                                                                                                                                                                                       |
|----------------------------|---------------------------------------------------------------------------------------------------------------------------------------------------------------------------------------------------------------------------------------------------------------------------------------|
| <b>Description</b>         | Matches routes having the specified metric type. The <b>no</b> version removes the match clause from a route map.                                                                                                                                                                     |
| <b>Syntax</b>              | <pre>match metric-type { external   internal }</pre> <pre>no match metric-type [ external   internal ]</pre> <ul style="list-style-type: none"> <li>■ <b>external</b>—Specifies IS-IS external metric type</li> <li>■ <b>internal</b>—Specifies IS-IS internal metric type</li> </ul> |
| <b>Mode</b>                | Policy List Configuration, Route Map Configuration                                                                                                                                                                                                                                    |
| <b>Release Information</b> | Command introduced before JUNOS Release 7.1.0.                                                                                                                                                                                                                                        |

## match mpls-label

---

|                            |                                                                                                                                                                                                                                                                             |
|----------------------------|-----------------------------------------------------------------------------------------------------------------------------------------------------------------------------------------------------------------------------------------------------------------------------|
| <b>Description</b>         | Matches on MPLS-labeled routes. By including this command in the appropriate route map (export, global export, global import route map), you can restrict importing or exporting to only labeled or only unlabeled routes. The <b>no</b> version removes the configuration. |
| <b>Syntax</b>              | <pre>[ no ] match mpls-label</pre>                                                                                                                                                                                                                                          |
| <b>Mode</b>                | Route Map Configuration                                                                                                                                                                                                                                                     |
| <b>Release Information</b> | Command introduced in JUNOS Release 7.1.0.                                                                                                                                                                                                                                  |

## match policy-list

---

|                            |                                                                                                                                                                                                                                                                                                                                                                               |
|----------------------------|-------------------------------------------------------------------------------------------------------------------------------------------------------------------------------------------------------------------------------------------------------------------------------------------------------------------------------------------------------------------------------|
| <b>Description</b>         | References a policy list having the specified name. The <b>no</b> version removes the match clause from a route map.                                                                                                                                                                                                                                                          |
| <b>Syntax</b>              | <pre>match policy-list <i>listName</i> [ <i>listName</i> ]*</pre> <pre>no match policy-list [ <i>listName</i> ]*</pre> <ul style="list-style-type: none"> <li>■ <b><i>listName</i></b>—Name of a policy list; string of up to 32 characters</li> <li>■ <b>*</b>—Indicates that one or more parameters can be repeated multiple times in a list in the command line</li> </ul> |
| <b>Mode</b>                | Route Map Configuration                                                                                                                                                                                                                                                                                                                                                       |
| <b>Release Information</b> | Command introduced before JUNOS Release 7.1.0.                                                                                                                                                                                                                                                                                                                                |



## match route-type

---

**Description** Matches routes of the specified type. The **no** version removes the match clause from a route map unless you specify a value, in which case only that value is removed from the match clause.

**Syntax**

```
match route-type internal [intra | inter] [level-1 | level-2]
[external [type-1 | type-2]] [level-1 | level-2]*

match route-type external [type-1 | type-2] [level-1 | level-2]
[internal [intra | inter]] [level-1 | level-2]*

match route-type { level-1 | level-2 } [internal [intra | inter]]
[level-1 | level-2] [external [type-1 | type-2]] [level-1 | level-2]*

match route-type { level-1 | level-2 } [external [type-1 | type-2]]
[level-1 | level-2] [internal [intra | inter]] [level-1 | level-2]*

no match route-type [internal [intra | inter] | external [type-1 | type-2] |
level-1 | level-2]
```

- internal—Specifies internal routes
  - intra—OSPF intra-area routes
  - inter—OSPF interarea routes
- external—Specifies external routes
  - type-1—OSPF type 1 external routes
  - type-2—OSPF type 2 external routes
- level-1—Specifies IS-IS level 1 routes
- level-2—Specifies IS-IS level 2 routes
- \*—Indicates that one or more parameters can be repeated multiple times in a list in the command line

**Mode** Policy List Configuration, Route Map Configuration

**Release Information** Command introduced before JUNOS Release 7.1.0.

## match-set summary prefix-tree

---

**Description** Sets condition for a route map that matches routes based on the network base address set in the specified prefix tree and summarizes them by preserving only the bits set in the prefix tree. The **no** version disables the use of the prefix tree by the route map.

**Syntax**

```
match-set summary prefix-tree treeName
no match-set summary prefix-tree
```

- *treeName*—Name of the prefix tree

**Mode** Route Map Configuration

**Release Information** Command introduced before JUNOS Release 7.1.0.

## match tag

---

|                            |                                                                                                                                                                                                                                                                                                        |
|----------------------------|--------------------------------------------------------------------------------------------------------------------------------------------------------------------------------------------------------------------------------------------------------------------------------------------------------|
| <b>Description</b>         | Matches the tag value of the destination routing protocol. The <b>no</b> version removes the match clause from a route map unless you specify a value, in which case only that value is removed from the match clause.                                                                                 |
| <b>Syntax</b>              | <pre>match tag tagValue [ tagValue ]*</pre> <pre>no match tag [ tagValue ]*</pre> <ul style="list-style-type: none"> <li>■ <i>tagValue</i>—Number in the range 0–4294967295</li> <li>■ *—Indicates that one or more parameters can be repeated multiple times in a list in the command line</li> </ul> |
| <b>Mode</b>                | Policy List Configuration, Route Map Configuration                                                                                                                                                                                                                                                     |
| <b>Release Information</b> | Command introduced before JUNOS Release 7.1.0.                                                                                                                                                                                                                                                         |

## max-branches

---

|                            |                                                                                                                                                                                                 |
|----------------------------|-------------------------------------------------------------------------------------------------------------------------------------------------------------------------------------------------|
| <b>Description</b>         | Specifies the maximum number of branches the ANCP neighbor can have. The <b>no</b> version returns the maximum number of branches to its default value (unlimited branches).                    |
| <b>Syntax</b>              | <pre>[ no ] max-branches maxBranches</pre> <ul style="list-style-type: none"> <li>■ <i>maxBranches</i>—Maximum number of branches allowed for the ANCP neighbor in the range 1–64000</li> </ul> |
| <b>Mode</b>                | L2C Neighbor Configuration                                                                                                                                                                      |
| <b>Release Information</b> | Command introduced before JUNOS Release 7.1.0.                                                                                                                                                  |

## max-discovery-table-entries

---

|                            |                                                                                                                                                                                                                                                                |
|----------------------------|----------------------------------------------------------------------------------------------------------------------------------------------------------------------------------------------------------------------------------------------------------------|
| <b>Description</b>         | Specifies the maximum number of discovery table entries the ANCP neighbor can have. The <b>no</b> version returns the maximum number of table entries to its default value, 10,000 entries.                                                                    |
| <b>Syntax</b>              | <pre>max-discovery-table-entries maxEntries</pre> <pre>no max-discovery-table-entries</pre> <ul style="list-style-type: none"> <li>■ <i>maxEntries</i>—Maximum number of discovery table entries allowed for the ANCP neighbor in the range 1–64000</li> </ul> |
| <b>Mode</b>                | L2C Neighbor Configuration                                                                                                                                                                                                                                     |
| <b>Release Information</b> | Command introduced in JUNOS Release 7.2.0.                                                                                                                                                                                                                     |

## maximum-paths

---

**Description** Controls the maximum number of equal-cost paths to the same destination that BGP, IS-IS, OSPF, or RIP can install in the routing table to support ECMP.

For BGP and RIP, issue the command from Router Configuration mode to apply the value to routes in the global RIB. In Address Family Configuration mode, issue the command only in the context of IPv4 unicast and IPv6 unicast address families to apply the value only to routes in the global RIB or the specific VRF for the IPv4 unicast or IPv6 unicast address family; This command is not supported for VPNv4 or VPNv6 address families.

For IS-IS or OSPF, issue the command from Router Configuration mode.

The **no** version restores the default value, 1 path for BGP or 4 paths for IS-IS, OSPF, and RIP.

**Syntax** For BGP:

`maximum-paths [ ibgp | eibgp ] maxPaths`

`no maximum-paths [ ibgp | eibgp ] [ maxPaths ]`

- **ibgp**—Specifies that the *maxPaths* value applies only to routes received from internal (IBGP) peers; if no keyword is specified, the *maxPaths* value applies only to routes received from external (EBGP) peers
- **eibgp**—Specifies that the *maxPaths* value applies to routes received from IBGP and EBGP peers; can be used only for VRF IPv4 unicast and IPv6 unicast address families
- ***maxPaths***—Maximum number of parallel paths (routes) in the range 1–16

For IS-IS and RIP:

`maximum-paths maxPaths`

`no maximum-paths`

- ***maxPaths***—Maximum number of parallel paths (routes) in the range 1–16

For OSPF:

`maximum-paths maxPaths`

`no maximum-paths maxPaths`

- ***maxPaths***—Maximum number of parallel paths (routes) in the range 1–16

**Mode** Address Family Configuration, Router Configuration

**Release Information** Command introduced before JUNOS Release 7.1.0.

## maximum routes

---

|                            |                                                                                                                                                                                                                                                                                                                                                                                                                                                                                                                                                                                                                                                                                                                                                                                                                                                                                                                                                                                                                                                                                                                                                                                                                                                                                      |
|----------------------------|--------------------------------------------------------------------------------------------------------------------------------------------------------------------------------------------------------------------------------------------------------------------------------------------------------------------------------------------------------------------------------------------------------------------------------------------------------------------------------------------------------------------------------------------------------------------------------------------------------------------------------------------------------------------------------------------------------------------------------------------------------------------------------------------------------------------------------------------------------------------------------------------------------------------------------------------------------------------------------------------------------------------------------------------------------------------------------------------------------------------------------------------------------------------------------------------------------------------------------------------------------------------------------------|
| <b>Description</b>         | Sets a warning threshold and maximum limit for routes imported by a PE router into a VRF from associated CE routers. The <b>no</b> version removes the limit and warning threshold.                                                                                                                                                                                                                                                                                                                                                                                                                                                                                                                                                                                                                                                                                                                                                                                                                                                                                                                                                                                                                                                                                                  |
| <b>Syntax</b>              | maximum routes <i>limit</i> { <i>warningThreshold</i>   warning-only }<br>no maximum routes <ul style="list-style-type: none"> <li>■ <i>limit</i>—Number in the range 1–4294967295 that when exceeded prevents routes from being imported into the routing table; when first exceeded generates a limit-exceeded log entry; if the route count fluctuates below and up to this value, an interval of five minutes must pass before another limit-exceeded log entry can be generated</li> <li>■ <i>warningThreshold</i>—Percentage in the range 1–100 that when first exceeded generates a warning-threshold-exceeded log entry; if the route count fluctuates around this value, an interval of five minutes must pass before another warning-threshold-exceeded log entry can be generated</li> <li>■ warning-only—Causes the <i>limit</i> to function as a <i>warningThreshold</i>; specifies that exceeding the <i>limit</i> generates a warning-threshold-exceeded log entry instead of a limit-exceeded log entry and permits routes exceeding the <i>limit</i> to be added to the routing table; if the route count fluctuates around the <i>limit</i>, an interval of five minutes must pass before another warning-threshold-exceeded log entry can be generated</li> </ul> |
| <b>Mode</b>                | VRF Configuration                                                                                                                                                                                                                                                                                                                                                                                                                                                                                                                                                                                                                                                                                                                                                                                                                                                                                                                                                                                                                                                                                                                                                                                                                                                                    |
| <b>Release Information</b> | Command introduced before JUNOS Release 7.1.0.                                                                                                                                                                                                                                                                                                                                                                                                                                                                                                                                                                                                                                                                                                                                                                                                                                                                                                                                                                                                                                                                                                                                                                                                                                       |

## maximum-voql

---

|                            |                                                                                                                                                                                                                                                                                                                          |
|----------------------------|--------------------------------------------------------------------------------------------------------------------------------------------------------------------------------------------------------------------------------------------------------------------------------------------------------------------------|
| <b>Description</b>         | Specifies a maximum value for the virtual output queue length (VOQL) for all simple shared shapers on the router. The VOQL tracks the amount of data over queued between simple shared-shaper rate periods. The <b>no</b> version removes the specified maximum VOQL value from all simple shared shapers on the router. |
| <b>Syntax</b>              | maximum-voql <i>maximumVoqlValue</i><br>no maximum-voql <ul style="list-style-type: none"> <li>■ <i>maximumVoqlValue</i>—Maximum value for the VOQL in the range 0–10000; default value is 4000</li> </ul>                                                                                                               |
| <b>Mode</b>                | QoS Shared Shaper Control Configuration                                                                                                                                                                                                                                                                                  |
| <b>Release Information</b> | Command introduced in JUNOS Release 8.0.0.                                                                                                                                                                                                                                                                               |
| <b>Related Topics</b>      | <ul style="list-style-type: none"> <li>■ Configuring Simple Shared Shaper Algorithm Variables</li> </ul>                                                                                                                                                                                                                 |

## max-interfaces

---

**Description** For Tunnel Server Configuration mode, provisions the maximum number of tunnel-service interfaces to be used on a tunnel-server port. The **default** version restores the default configuration. On dedicated tunnel-server ports, the default configuration is **all-available** (the maximum number of tunnel-service interfaces that the tunnel-service module supports). On shared tunnel-server ports, the default configuration is zero tunnel-service interfaces provisioned. The **no** version unprovisions the tunnel-server port by reducing the number of provisioned tunnel-service interfaces to zero.

For IPSec Tunnel Profile Configuration mode, defines the maximum number of interfaces that the IPSec tunnel profile can instantiate. The **no** version returns the maximum value to zero (0) to indicate no limit to the number of interfaces that can be instantiated on this profile.

**Syntax** For Tunnel Server Configuration mode:  
max-interfaces { *maxInterfacesValue* | all-available }  
no max-interfaces

For IPSec Tunnel Profile Configuration mode:

max-interfaces *maxInterfacesValue*

no max-interfaces

- *maxInterfacesValue*—For Tunnel Server configuration, the maximum number of tunnel-service interfaces that can be provisioned on a tunnel-server port in the range 0–16000; For IPSec Tunnel Profile configuration, the maximum number of interfaces that the IPSec tunnel profile can instantiate in the range 0–32767
- all-available—Specifies that the maximum number of tunnel-service interfaces that can be provisioned on a tunnel-server port matches the maximum number supported by the tunnel-server module

**Mode** IPSec Tunnel Profile Configuration, Tunnel Server Configuration

**Release Information** Command introduced before JUNOS Release 7.1.0.  
IPSec Tunnel Profile Configuration mode added in JUNOS Release 7.3.0.

## max-lsp-lifetime

---

**Description** Sets the maximum time that IS-IS link-state packets persist without being refreshed. The **no** version restores the default time.

**Syntax** max-lsp-lifetime *seconds*  
 no max-lsp-lifetime

- *seconds*—Number in the range 1–65535; the lifetime of LSP in seconds; default value is 1200 seconds

**Mode** Router Configuration

**Release Information** Command introduced before JUNOS Release 7.1.0.

## max-response-failure

---

**Description** Terminates a test when the *maxFailureValue* is reached. That is, when there is no response to a designated number of operation requests, the test is terminated. This feature applies only to pathEcho entries. The **no** version restores the default value, five consecutive failures.

**Syntax** max-response-failure *maxFailureValue*  
 no max-response-failure

- *maxFailureValue*—Number of operation requests not responded to; 0 turns this feature off; default value is 5

**Mode** RTR Configuration

**Release Information** Command introduced before JUNOS Release 7.1.0.

## max-sessions

---

**Description** For RADIUS, specifies the number of outstanding requests to a server. The **no** version reverts to the default value.

For AAA domain map, and tunnel group tunnels , sets the maximum sessions per tunnel. The **no** version disables the feature. The **default** version sets the value to zero.

For L2TP, sets the maximum sessions allowed for destination and host profiles by the LNS. The **no** and **default** versions disable the feature.

**Syntax** For RADIUS:

max-sessions *sessionLimit*

no max-sessions

- *sessionLimit*—Maximum number of outstanding requests to a specific server in the range from 10 through to the maximum value; default value is 255

For information about the number of concurrent RADIUS requests that the router supports for authentication and accounting servers, see *JUNOS Release Notes, Appendix A, System Maximums*.

For AAA domain map and tunnel group tunnels:

max-sessions *maxSessionsPerTunnel*

{ no | default } max-sessions

- *maxSessionsPerTunnel*—Maximum number of sessions that can be configured on a tunnel in the range 0–4294967295; default value is zero

For L2TP:

max-sessions *maxSessionsPerProfile*

{ no | default } max-sessions

- *maxSessionsPerProfile*—Maximum number of sessions that can be established at the LNS for a destination or host profile; in the range from 1 through to a maximum of the chassis-wide limit; default value is the chassis-wide limit

For information about the maximum number of L2TP sessions supported per chassis, see *JUNOS Release Notes, Appendix A, System Maximums*.

**Mode** Domain Map Tunnel Configuration, L2TP Destination Profile Configuration, L2TP Destination Profile Host Configuration, RADIUS Configuration, Tunnel Group Tunnel Configuration

**Release Information** Command introduced before JUNOS Release 7.1.0.

**mdl carrier**

|                            |                                                                                                                                                                                            |
|----------------------------|--------------------------------------------------------------------------------------------------------------------------------------------------------------------------------------------|
| <b>Description</b>         | Specifies that a T3 interface is used in the carrier environment. The <b>no</b> version restores the default situation, in which an interface does not operate in the carrier environment. |
| <b>Syntax</b>              | [ no ] mdl carrier                                                                                                                                                                         |
| <b>Mode</b>                | Controller Configuration                                                                                                                                                                   |
| <b>Release Information</b> | Command introduced before JUNOS Release 7.1.0.                                                                                                                                             |

**mdl string**

|                            |                                                                                                                                                                                                                                                                                                                                                                                                                                                                                                                                                                                                                                                                                                                                                                                                                                                                                                                                                                                                                                                                                                                                                                                                                                 |
|----------------------------|---------------------------------------------------------------------------------------------------------------------------------------------------------------------------------------------------------------------------------------------------------------------------------------------------------------------------------------------------------------------------------------------------------------------------------------------------------------------------------------------------------------------------------------------------------------------------------------------------------------------------------------------------------------------------------------------------------------------------------------------------------------------------------------------------------------------------------------------------------------------------------------------------------------------------------------------------------------------------------------------------------------------------------------------------------------------------------------------------------------------------------------------------------------------------------------------------------------------------------|
| <b>Description</b>         | Allows you to specify an MDL message on a T3 interface as defined in the ANSI T1.107a-1990 specification. The <b>no</b> version restores the default value to the specified MDL message or to all MDL messages.                                                                                                                                                                                                                                                                                                                                                                                                                                                                                                                                                                                                                                                                                                                                                                                                                                                                                                                                                                                                                 |
| <b>Syntax</b>              | <pre>mdl string { eic <i>eicValue</i>   fic <i>ficValue</i>   lic <i>licValue</i>   unit <i>unitValue</i>   pfi <i>pfiCode</i>   port <i>portValue</i>   generator <i>genValue</i> }</pre> <pre>no mdl string { <i>eic</i>   <i>fic</i>   <i>lic</i>   <i>unit</i>   <i>pfi</i>   <i>port</i>   <i>generator</i> }</pre> <ul style="list-style-type: none"> <li>■ <i>eicValue</i>—Equipment identification code; 1–10 characters; default value is the null value.</li> <li>■ <i>ficValue</i>—Frame identification code; 1–10 characters; default value is the null value.</li> <li>■ <i>licValue</i>—Line identification code; 1–11 characters; default value is the null value.</li> <li>■ <i>unitValue</i>—Unit identification code; 1–6 characters; default value is the null value.</li> <li>■ <i>pfiCode</i>—Facility identification code to send in the MDL path message; 1–38 characters; default value is the null value.</li> <li>■ <i>portValue</i>—Equipment port number to send in the MDL idle signal message; 1–38 characters; default value is the null value.</li> <li>■ <i>genValue</i>—Generator number to send in the MDL test signal message; 1–38 characters; default value is the null value.</li> </ul> |
| <b>Mode</b>                | Controller Configuration                                                                                                                                                                                                                                                                                                                                                                                                                                                                                                                                                                                                                                                                                                                                                                                                                                                                                                                                                                                                                                                                                                                                                                                                        |
| <b>Release Information</b> | Command introduced before JUNOS Release 7.1.0.                                                                                                                                                                                                                                                                                                                                                                                                                                                                                                                                                                                                                                                                                                                                                                                                                                                                                                                                                                                                                                                                                                                                                                                  |



## mdl transmit

---

|                            |                                                                                                                                                                                                                                                                                                                                                                                                                                                        |
|----------------------------|--------------------------------------------------------------------------------------------------------------------------------------------------------------------------------------------------------------------------------------------------------------------------------------------------------------------------------------------------------------------------------------------------------------------------------------------------------|
| <b>Description</b>         | Transmits an MDL message from a T3 interface. The <b>no</b> version disables transmission of the specified MDL message or all MDL messages.                                                                                                                                                                                                                                                                                                            |
| <b>Syntax</b>              | <pre>[ no ] mdl transmit { path-id   idle-signal   test signal }<br/>no mdl transmit</pre> <ul style="list-style-type: none"><li>■ <b>path-id</b>—Transmits a path identification message every second; default value is disabled</li><li>■ <b>idle-signal</b>—Transmits an idle signal message every second; default value is disabled</li><li>■ <b>test-signal</b>—Transmits a test signal message every second; default value is disabled</li></ul> |
| <b>Mode</b>                | Controller Configuration                                                                                                                                                                                                                                                                                                                                                                                                                               |
| <b>Release Information</b> | Command introduced before JUNOS Release 7.1.0.                                                                                                                                                                                                                                                                                                                                                                                                         |

## mdt-data-delay

---

|                            |                                                                                                                                                                                                                     |
|----------------------------|---------------------------------------------------------------------------------------------------------------------------------------------------------------------------------------------------------------------|
| <b>Description</b>         | Configures a timeout before switching to data MDT. The <b>no</b> version returns to the default.                                                                                                                    |
| <b>Syntax</b>              | <pre>mdt-data-delay <i>timeout</i><br/>no mdt-data-delay</pre> <ul style="list-style-type: none"><li>■ <b>timeout</b>—Timeout value measured in 0.1 seconds in the range 1-255 seconds; the default is 30</li></ul> |
| <b>Mode</b>                | IP PIM Data MDT Configuration                                                                                                                                                                                       |
| <b>Release Information</b> | Command introduced in JUNOS Release 8.2.0.                                                                                                                                                                          |

## mdt-data-holddown

---

|                            |                                                                                                                                                                                                                                          |
|----------------------------|------------------------------------------------------------------------------------------------------------------------------------------------------------------------------------------------------------------------------------------|
| <b>Description</b>         | Configures the time in seconds before switching back to the default MDT group from the data MDT group. The <b>no</b> version returns to the default.                                                                                     |
| <b>Syntax</b>              | <pre>mdt-data-holddown <i>timeout</i><br/>no mdt-data-holddown</pre> <ul style="list-style-type: none"><li>■ <b>timeout</b>—Time before switching back to the default MDT group, in the range 1–300 seconds; the default is 60</li></ul> |
| <b>Mode</b>                | IP PIM Data MDT Configuration                                                                                                                                                                                                            |
| <b>Release Information</b> | Command introduced in JUNOS Release 8.2.0.                                                                                                                                                                                               |

## mdt-data-timeout

---

|                            |                                                                                                                                                                                                                   |
|----------------------------|-------------------------------------------------------------------------------------------------------------------------------------------------------------------------------------------------------------------|
| <b>Description</b>         | Configures the time in seconds before leaving the data MDT group. The <b>no</b> version returns to the default.                                                                                                   |
| <b>Syntax</b>              | mdt-data-timeout <i>timeout</i><br>no mdt-data-timeout <ul style="list-style-type: none"> <li>■ <i>timeout</i>—Time before leaving the data MDT group, in the range 1–1200 seconds; the default is 180</li> </ul> |
| <b>Mode</b>                | IP PIM Data MDT Configuration                                                                                                                                                                                     |
| <b>Release Information</b> | Command introduced in JUNOS Release 8.2.0.                                                                                                                                                                        |

## mdt-interval

---

|                            |                                                                                                                                                                                                |
|----------------------------|------------------------------------------------------------------------------------------------------------------------------------------------------------------------------------------------|
| <b>Description</b>         | Configures the time in seconds between successive MLD join TLVs. The <b>no</b> version returns to the default.                                                                                 |
| <b>Syntax</b>              | mdt-interval <i>time</i><br>no mdt-interval <ul style="list-style-type: none"> <li>■ <i>time</i>—Time between successive MLD join TLV in the range 1–300 seconds; the default is 60</li> </ul> |
| <b>Mode</b>                | IP PIM Data MDT Configuration                                                                                                                                                                  |
| <b>Release Information</b> | Command introduced in JUNOS Release 8.2.0.                                                                                                                                                     |

## medium ipv4

---

|                            |                                                                                                                                                   |
|----------------------------|---------------------------------------------------------------------------------------------------------------------------------------------------|
| <b>Description</b>         | Specifies the medium type of a tunnel to IPv4 (the only medium type currently supported). The <b>no</b> version restores the default value, ipv4. |
| <b>Syntax</b>              | medium ipv4<br>no medium                                                                                                                          |
| <b>Mode</b>                | Domain Map Tunnel Configuration, Tunnel Group Tunnel Configuration                                                                                |
| <b>Release Information</b> | Command introduced before JUNOS Release 7.1.0.                                                                                                    |

## member interface

---

**Description** Adds a member VLAN or S-VLAN subinterface to a Martini layer 2 circuit associated with a load-balancing group. This command creates an MPLS shim interface and associates it with the group. The **no** version removes the member subinterface from the circuit. Repeat as needed to remove all member subinterfaces used by a load-balanced circuit, thereby deleting the circuit from the group.

**Syntax** [ no ] member interface *interfaceType interfaceSpecifier*

- *interfaceType*—One of the following interface types listed in *Interface Types and Specifiers* in *About This Guide*
  - serial
  - pos
- *interfaceSpecifier*—Particular interface; format varies according to interface type; see *Interface Types and Specifiers* in *About This Guide*

**Mode** L2 Transport Load-Balancing-Circuit Configuration

**Release Information** Command introduced before JUNOS Release 7.1.0.

### Related Topics

- Configuring CE-Side Load Balancing for Martini Layer 2 Transport

## member-interface

---

**Description** Adds a member interface, also known as a bundle member, to an MLPPP bundle, an MLFR bundle, or an IEEE 802.3ad link aggregation group (LAG) bundle. The **no** version removes the specified member interface from the bundle.

**Syntax** [ no ] member-interface *interfaceType interfaceSpecifier*

- *interfaceType*—One of the following interface types listed in *Interface Types and Specifiers* in *About This Guide*
  - serial (MLFR bundle or MLPPP bundle)
  - pos (MLFR bundle only)
  - fastEthernet (IEEE 802.3ad LAG bundle only)
  - gigabitEthernet (IEEE 802.3ad LAG bundle only)
- *interfaceSpecifier*—Particular interface; format varies according to interface type; see *Interface Types and Specifiers* in *About This Guide*

**Mode** Interface Configuration, Subinterface Configuration

**Release Information** Command introduced before JUNOS Release 7.1.0.

## memory

---

**Description** Configures memory warning parameters. When the router reaches the high memory utilization value, it sends warning messages. When memory usage falls to the abated memory utilization value, the router stops sending warning messages. The **no** version returns the memory warning parameters to the default values.

**Syntax** [ no ] memory warning *highUtilization abatedUtilization*

- *highUtilization*—High memory utilization value; in the range 1–99; default value is 85
- *abatedUtilization*—Abated memory utilization value; in the range 1–99; default value is 75

**Mode** Global Configuration

**Release Information** Command introduced before JUNOS Release 7.1.0.

## message-digest-key md5

---

**Description** Enables OSPF MD5 authentication for the remote-neighbor interface and configures the MD5 key. The **no** version deletes an MD5 key.



**NOTE:** If all the MD5 keys have been deleted, the authentication type is still MD5, but you need to configure MD5 keys.

**NOTE:** To disable MD5 authentication for the remote-neighbor interface, use the **authentication-none** command.

**Syntax** message-digest-key *keyID* md5 [ 0 | 8 ] *msgDigestKey*  
no message-digest-key *keyID*

- *keyID*—Key identifier in the range 1–255
- md5—Specifies use of the MD5 algorithm
- 0—Indicates the *msgDigestKey* is entered in unencrypted form (plaintext); this is the default option
- 8—Indicates the *msgDigestKey* is entered in encrypted form (ciphertext)
- *msgDigestKey*—OSPF password; string of up to 16 alphanumeric characters

**Mode** Remote Neighbor Configuration

**Release Information** Command introduced before JUNOS Release 7.1.0.

## metric

---

**Description** Sets the metric to the same value for all active IS-IS IPv4 and IPv6 interfaces at the specified level. If you do not specify level 1 routers or level 2 routers, then the metric is applied to both level 1 and level 2 routers. The **no** version restores the individual default value, 10.

**Syntax** `metric globalDefault [ level-1 | level-2 ]`  
`no metric [ level-1 | level-2 ]`

- *globalDefault*—Metric used for all IS-IS interfaces; a number in the range 1–16777215; overridden by the **isis metric** command
- level-1—Configuration applies only to level 1 routing
- level-2—Configuration applies only to level 2 routing

**Mode** Router Configuration

**Release Information** Command introduced in JUNOS Release 9.0.0.

## metric-style narrow

---

**Description** Configures the router to generate and accept only old-style IS-IS TLVs with narrow (six-bit) metric fields. If you issue this command, the value configured with the **isis metric** command can range only from 0–63. The **no** version restores the default value, which is to generate and accept only old-style TLVs with narrow (six-bit) metric fields.

**Syntax** `[ no ] metric-style narrow [ transition ] [ level-1 | level-2 | level-1-2 ]`

- transition—Configures the router to additionally accept new-style TLVs with wider metric fields
- level-1—Configuration applies only to level 1 routing
- level-2—Configuration applies only to level 2 routing
- level-1-2—Configuration applies to both level 1 and level 2 routing

**Mode** Router Configuration

**Release Information** Command introduced before JUNOS Release 7.1.0.

## metric-style transition

---

**Description** Configures the router to generate and accept both old-style IS-IS TLVs with narrow (six-bit) metric fields and new-style IS-IS TLVs with wider metric fields. If you issue this command, the value configured with the **isis metric** command can range from 0–16777215. The **no** version restores the default value, which is to generate and accept only old-style TLVs with narrow (six-bit) metric fields.

**Syntax** [ no ] metric-style transition [ level-1 | level-2 | level-1-2 ]

- level-1—Configuration applies only to level 1 routing
- level-2—Configuration applies only to level 2 routing
- level-1-2—Configuration applies to both level 1 and level 2 routing

**Mode** Router Configuration

**Release Information** Command introduced before JUNOS Release 7.1.0.

## metric-style wide

---

**Description** Configures the router to generate and accept only new-style IS-IS TLVs with wider metric fields. If you issue this command, the value configured with the **isis metric** command can range from 0–16777215. The **no** version restores the default value, which is to generate and accept only old-style TLVs with narrow (six-bit) metric fields.

**Syntax** [ no ] metric-style wide [ transition ] [ level-1 | level-2 | level-1-2 ]

- transition—Configures the router to additionally accept old-style TLVs with narrow (six-bit) metric fields
- level-1—Configuration applies only to level 1 routing
- level-2—Configuration applies only to level 2 routing
- level-1-2—Configuration applies to both level 1 and level 2 routing

**Mode** Router Configuration

**Release Information** Command introduced before JUNOS Release 7.1.0.

## minimum-dynamic-rate-percent

---

**Description** Specifies the minimum value of the dynamic shaping rate as a percentage of the shared shaping rate for all simple shared shapers on the router. The **no** version removes the specified minimum dynamic rate from all simple shared shapers on the router.

**Syntax** minimum-dynamic-rate-percent *minimumDynamicRatePercent*  
no minimum-dynamic-rate-percent

- *minimumDynamicRatePercent*—Minimum percentage value of the dynamic shared shaper in the range 0–100; default value is 0

**Mode** QoS Shared Shaper Control Configuration

**Release Information** Command introduced in JUNOS Release 8.0.0.

**Related Topics**

- Configuring Simple Shared Shaper Algorithm Variables

## mirror

---

**Description** Enables packet mirroring based on the specified trigger and specifies the secure policy to attach to the subscriber's interface. The **no** version disables packet mirroring for the subscriber and removes the trigger configuration.

**Syntax** mirror *triggerType triggerValue* { ip | l2tp } secure-policy-list *policyName*  
no mirror *triggerType triggerValue* { ip | l2tp }

- *triggerType*—One of the following RADIUS attributes
  - acct-session-id—Acct-Session-ID (RADIUS attribute 44)
  - calling-station-id—Calling-Station-ID (RADIUS attribute 31)
  - ip-address—Framed-IP-Address (RADIUS attribute 8)
  - nas-port-id—NAS-Port-ID (RADIUS attribute 87)
  - username—User-Name (RADIUS attribute 1)
- *triggerValue*—Value of the *triggerType* (the specified RADIUS attribute) that identifies the subscriber
- ip—Configures mirroring for an IP subscriber
- l2tp—Configures mirroring for an L2TP subscriber
- *policyName*—Secure policy to attach to the subscriber's interface

**Mode** Global Configuration

**Release Information** Command introduced before JUNOS Release 7.1.0.  
**nas-port-id** keyword added in JUNOS Release 7.1.0.

**Related Topics**

- Configuring CLI-Based Mirroring

## mirror analyzer-ip-address

---

**Description** Configures the mirror action for a classifier group in a secure IP or L2TP policy list. The **no** version deletes the mirror rule.

**Syntax** mirror analyzer-ip-address *analyzerIpAddress* analyzer-virtual-router *vrName*  
 [ analyzer-udp-port *udpPort* [ mirror-identifier *mirrorId* [ session-identifier *sessionId* ] ] ]  
 no mirror

- *analyzerIpAddress*—IP address of the analyzer
- *vrName*—Name of the virtual router where the analyzer interface is configured
- *udpPort*—UDP port of the analyzer; required for L2TP packet mirror rules
- *mirrorId*—Mirror identifier
- *sessionId*—Session identifier

**Mode** Classifier-Group Configuration

**Release Information** Command introduced before JUNOS Release 7.1.0.

**Related Topics**

- Configuring CLI-Based Mirroring



## mirror disable

---

**Description** Disables a packet mirroring session that was dynamically configured for a subscriber; uses the trigger information to identify the subscriber's session. There is no **no** version.

**Syntax** mirror disable *triggerType triggerValue*

- *triggerType*—One of the following RADIUS attributes that was used as the trigger to start the packet mirroring session
  - acct-session-id—Acct-Session-ID (RADIUS attribute 44)
  - calling-station-id—Calling-Station-ID (RADIUS attribute 31)
  - ip-address—Framed-IP-Address (RADIUS attribute 8)
  - nas-port-id—NAS-Port-ID (RADIUS attribute 87)
  - username—User-Name (RADIUS attribute 1)
- *triggerValue*—Value of the *triggerType* (the specified RADIUS attribute) that identifies the subscriber

**Mode** Privileged Exec

**Release Information** Command introduced before JUNOS Release 7.1.0.  
**nas-port-id** added in JUNOS Release 7.1.0.

**Related Topics**

- Configuring CLI-Based Mirroring
- Configuring RADIUS-Based Mirroring

## mirror-enable

---

**Description** Enables the use of the secure packet mirroring commands. The secure commands are then visible and can be used during the current CLI session. The **no** version disables the use of packet mirroring commands; the commands no longer appear in the CLI.

**Syntax** [ no ] mirror-enable

**Mode** Privileged Exec

**Release Information** Command introduced before JUNOS Release 7.1.0.

**Related Topics**

- Configuring CLI-Based Mirroring

## mirror trap-enable

---

|                            |                                                                                                                                            |
|----------------------------|--------------------------------------------------------------------------------------------------------------------------------------------|
| <b>Description</b>         | Configures the packet mirroring application to generate secure packet mirroring traps. The <b>no</b> version disables the trap generation. |
| <b>Syntax</b>              | [ no ] mirror trap-enable                                                                                                                  |
| <b>Mode</b>                | Global Configuration                                                                                                                       |
| <b>Release Information</b> | Command introduced in JUNOS Release 7.2.0.                                                                                                 |
| <b>Related Topics</b>      | <ul style="list-style-type: none"> <li>■ Monitoring SNMP Secure Packet Mirroring Traps</li> </ul>                                          |

## mld disable

---

|                            |                                                                                            |
|----------------------------|--------------------------------------------------------------------------------------------|
| <b>Description</b>         | Disables MLD on a virtual router. The <b>no</b> version reenables MLD on a virtual router. |
| <b>Syntax</b>              | [ no ] mld disable                                                                         |
| <b>Mode</b>                | Router Configuration                                                                       |
| <b>Release Information</b> | Command introduced before JUNOS Release 7.1.0.                                             |

## mode

---

|                            |                                                                                                                                                                                                                                                                                                                                                                                                                                                   |
|----------------------------|---------------------------------------------------------------------------------------------------------------------------------------------------------------------------------------------------------------------------------------------------------------------------------------------------------------------------------------------------------------------------------------------------------------------------------------------------|
| <b>Description</b>         | Enables high availability mode (hitless SRP switchover) operation. The <b>no</b> version returns high availability mode operation to its default (file-system-synchronization).                                                                                                                                                                                                                                                                   |
| <b>Syntax</b>              | mode { file-system-synchronization   high-availability }<br>no mode <ul style="list-style-type: none"> <li>■ file-system-synchronization—Uses file synchronization to keep the configuration of the standby SRP coordinated with the configuration of the active SRP</li> <li>■ high-availability—Uses mirroring to keep the configuration and state of the standby SRP coordinated with the configuration and state of the active SRP</li> </ul> |
| <b>Mode</b>                | Redundancy Configuration                                                                                                                                                                                                                                                                                                                                                                                                                          |
| <b>Release Information</b> | Command introduced before JUNOS Release 7.1.0.                                                                                                                                                                                                                                                                                                                                                                                                    |

## monitor atm vc

---

- Description** Displays bit rate and packet rate statistics over a specified time interval for one or more ATM virtual circuits (VCs). There is no **no** version.
- Syntax** `monitor atm vc atm interfaceSpecifier vcd [ atm interfaceSpecifier vcd ]*`  
`[ load-interval seconds ] [ display-time-of-day ]`
- *interfaceSpecifier*—ATM interface specifier; see *Interface Types and Specifiers* in *About This Guide*
  - *vcd*—Virtual circuit descriptor that is an identifier for the VC in other commands; number in the range 1–2147483647
  - *seconds*—Number of seconds in the range 5–30 that specifies the time interval at which the router calculates bit rates and packet rates for the specified VC; default value is 5 seconds
  - *display-time-of-day*—Sets time at which the router calculates the bit rate and packet rate statistics for the current interval
  - *\**—Indicates that one or more parameters can be repeated multiple times in a list in the command line
- Mode** Privileged Exec, User Exec
- Release Information** Command introduced before JUNOS Release 7.1.0.

## monitor atm vp

---

- Description** Displays bit rate and packet rate statistics over a specified time interval for one or more ATM virtual paths (VPs). There is no **no** version.
- Syntax** `monitor atm vp atm interfaceSpecifier vpi [ atm interfaceSpecifier vpi ]*`  
`[ load-interval seconds ] [ display-time-of-day ]`
- *interfaceSpecifier*—ATM interface specifier; see *Interface Types and Specifiers* in *About This Guide*
  - *vpi*—Virtual path identifier of the PVC. The numeric range of the VPI depends on the line module capabilities and current configuration.
  - *seconds*—Number of seconds in the range 5–300 that specifies the time interval at which the router calculates bit rates and packet rates for the specified VP; default value is 5 seconds
  - *display-time-of-day*—Sets time at which the router calculates the bit rate and packet rate statistics for the current interval
  - *\**—Indicates that one or more parameters can be repeated multiple times in a list in the command line
- Mode** Privileged Exec, User Exec
- Release Information** Command introduced in JUNOS Release 7.1.0.

## monitor vlan interface

---

**Description** Displays bit rate and packet rate statistics over a specified time interval for one or more VLAN subinterfaces. There is no **no** version.

**Syntax** `monitor vlan interface interfaceType interfaceSpecifier`  
`[ interfaceType interfaceSpecifier ]* [ load-interval seconds ] [ display-time-of-day ]`

- *interfaceType*—One of the following interface types listed in *Interface Types and Specifiers* in *About This Guide*
  - atm
  - fastEthernet
  - gigabitEthernet
  - lag
  - tenGigabitEthernet
- *interfaceSpecifier*—Particular interface; format varies according to interface type; see *Interface Types and Specifiers* in *About This Guide*
- *seconds*—Number of seconds in the range 5–30 that specifies the time interval at which the router calculates bit rates and packet rates for the specified VLAN; default value is 5 seconds
- display-time-of-day—Sets time at which the router calculates the bit rate and packet rate statistics for the current interval
- \*—Indicates that one or more parameters can be repeated multiple times in a list in the command line

**Mode** Privileged Exec, User Exec

**Release Information** Command introduced before JUNOS Release 7.1.0.

## more

---

**Description** Displays the contents of a macro, script, or text file. The file can reside in NVS on the primary SRP module, in NVS on the redundant (standby) SRP module, or on a remote server that you access using FTP. There is no **no** version.

**Syntax** To display a file that resides in NVS on the primary SRP module:  
**more** *fileName*

- *fileName*—Name of the file you want to display

To display a file that resides in NVS on the redundant (standby) SRP module:  
**more** **standby:***fileName*

- *fileName*—Name of the file you want to display

To display a file that resides on a remote server:  
**more** *serverName:filePathName*

- *serverName*—Name of the remote server on which the file resides
- *filePathName*—Complete path of the file on the remote server

**Mode** Privileged Exec

**Release Information** Command introduced before JUNOS Release 7.1.0.

## motd-banner

---

**Description** Controls display of a message-of-the-day banner (configured with the **banner** command) on a particular line when a connection is initiated. The **no** version disables the motd banner on the line; the motd banner is also disabled by the **no exec-banner** command. The **default** version restores the default setting, in which the banner is enabled on all lines.

**Syntax** [ no | default ] motd-banner

**Mode** Line Configuration

**Release Information** Command introduced before JUNOS Release 7.1.0.

## mount

---

**Description** Mounts the specified flash card. If the card was not safely unmounted previously, the command also performs disk and file system integrity checks before mounting the card and permitting user access. The **no** version prepares the card for safe unmounting by rejecting requests to open files and waiting for currently open files to close; only then is the user notified that the unmounted card can be safely ejected.

**Syntax** mount { disk0 | disk1 }  
no mount { disk0 | disk1 } [ force ]

- disk0—Specifies flash card in slot 0 of the SRP module; although this option is displayed by the CLI, it is rejected when specified because disk0 is required for router operation
- disk1—Specifies flash card in slot 1 of the SRP module; supported only on the E120 router and the E320 router
- force—Forces the dismount even when files on the disk are open for modification

**Mode** Privileged Exec

**Release Information** Command introduced in JUNOS Release 8.0.0.

## mpls

---

**Description** In Global Configuration mode, creates MPLS in the current virtual router. By default, MPLS does not exist in a VR. The **no mpls** version removes MPLS from the VR, and additionally removes all MPLS major interfaces, MPLS shim interfaces, MPLS load-balancing groups, MPLS minor interfaces, and MPLS forwarding tables from the VR.

In Interface Configuration mode, creates an MPLS major interface stacked on the current layer 2 interface, and automatically enables MPLS in the current VR if it has not already been enabled. If the MPLS major interface already exists, no action is taken and no message is generated. An error message is generated if you issue the command for a layer 2 interface that does not support MPLS major interfaces. You cannot enable MPLS on a loopback interface. The **no mpls** version removes the MPLS major interface.

In Subscriber Policy Configuration mode, modifies the subscriber policy for MPLS to define whether the subscriber (client) interfaces that belong to a bridge group or to a VPLS instance forward (permit) or filter (deny) MPLS packets. The **no** version restores the default value, permit MPLS packets.

In Subscriber Policy Configuration mode, you cannot change the default subscriber policy values for trunk (server) interfaces that belong to a bridge group or to a VPLS instance. You also cannot change the default subscriber policy values for a VPLS virtual core interface, which acts as a trunk interface. The VPLS virtual core interface represents all of the MPLS tunnels from the router to the remote VPLS edge (VE) devices.

**Syntax** To enable MPLS on a virtual router in Global Configuration mode, or to create an MPLS major interface in Interface Configuration mode:

[ no ] mpls

To modify the subscriber policy for MPLS packets in Subscriber Policy Configuration mode:

mpls { permit | deny }

no mpls

- permit—Specifies that the subscriber interface associated with the bridge group or VPLS instance forwards MPLS packets
- deny—Specifies that the subscriber interface associated with the bridge group or VPLS instance filters MPLS packets

**Mode** Global Configuration, Interface Configuration, Subscriber Policy Configuration

**Release Information** Command introduced before JUNOS Release 7.1.0.

### Related Topics

- Configuring MPLS LSPs

## mpls atm vci range

---

**Description** Specifies the range for virtual circuit identifiers that can be used in MPLS labels for an MPLS major interface on an ATM AAL5 interface using the interface label space. Creates the MPLS major interface if it does not yet exist. An error message is generated if you issue the command for any other layer 2 interface, as they do not support the interface label space. The **no** version deletes the range.

**Syntax** mpls atm vci range *minVCI maxVCI*  
no mpls atm vci range

- *minVCI*—Lowest virtual circuit identifier acceptable for a label, a value from 33–65535
- *maxVCI*—Highest virtual circuit identifier acceptable for a label, a value from 33–65535

**Mode** Interface Configuration

**Release Information** Command introduced before JUNOS Release 7.1.0.

## mpls atm vpi range

---

**Description** Specifies the range for virtual path identifiers that can be used in MPLS labels for an MPLS major interface on an ATM AAL5 interface using the interface label space. Creates the MPLS major interface if it does not yet exist. An error message is generated if you issue the command for any other layer 2 interface, as they do not support the interface label space. The **no** version deletes the range.

**Syntax** mpls atm vpi range *minVPI maxVPI*  
no mpls atm vpi range

- *minVPI*—Lowest virtual path identifier acceptable for a label, a value in the range 0–255
- *maxVPI*—Highest virtual path identifier acceptable for a label, a value in the range 0–255

**Mode** Interface Configuration

**Release Information** Command introduced before JUNOS Release 7.1.0.



## mpls backup-path

---

**Description** Assigns the specified bypass tunnel to the interface that you want to protect. The **no** version removes the assignment.

**Syntax** [ no ] mpls [ traffic-eng ] backup-path *bypassTunnelName*

- traffic-eng—Specifies optional keyword for compatibility with non-E-series implementations
- *bypassTunnelName*—Name of the bypass tunnel

**Mode** Interface Configuration

**Release Information** Command introduced before JUNOS Release 7.1.0.

## mpls bandwidth

---

**Description** Specifies the total bandwidth reservable for MPLS on the interface. The **no** version restores the default value, 0.

**Syntax** { ip rsvp | mpls } bandwidth *bandwidth*  
no { ip rsvp | mpls } bandwidth

- ip rsvp—Specifies keyword for compatibility with non-E-series implementations of MPLS
- mpls—Specifies JUNOS MPLS implementation
- *bandwidth*—Reservable bandwidth in kilobits per second, a value in the range 1–10000000

**Mode** Interface Configuration

**Release Information** Command introduced before JUNOS Release 7.1.0.

## mpls classifier-list

---

**Description** Creates or modifies an MPLS classifier control list. The **no** version deletes the MPLS classifier control list.

**Syntax** `mpls classifier-list classifierName`  
`[ traffic-class className ] [ color { green | yellow | red } ]`  
`[ user-packet-class userPacketClassValue ] [ exp-bits expValue [ exp-mask maskValue ]`  
`no mpls classifier-list classifierName [ classifierNumber ]`

- *classifierName*—Name of a classifier list entry
- *className*—Name of a traffic class; the router supports up to eight traffic classes
- *green*—Matches packet color to green, indicating a low drop preference
- *yellow*—Matches packet color to yellow, indicating a medium drop preference
- *red*—Matches packet color to red, indicating a high drop preference
- *userPacketClassValue*—Value of the user packet class in the range 0–15
- *expValue*—Value of the EXP bits in the range 0–7
- *maskValue*—Mask applied to the EXP bits in the range 1–7
- *classifierNumber*—Index of the classifier control list entry to be deleted; an integer in the range 1–10000

**Mode** Global Configuration

**Release Information** Command introduced before JUNOS Release 7.1.0.

**Related Topics**

- Creating or Modifying Classifier Control Lists for MPLS Policy Lists

## mpls copy-upc-to-exp

---

**Description** Sets the initial value of the EXP bits in pushed or swapped labels to the user packet class value associated with the packets. This command does not modify EXP bits in labels already in the received MPLS packet. The **no** version restores the default condition, where the EXP bits are set to zero (for non-MPLS/IP traffic) or to the IP precedence value from the TOS field of the IP packet header (for IP traffic).

**Syntax** `[ no ] mpls copy-upc-to-exp`

**Mode** Global Configuration

**Release Information** Command introduced in JUNOS Release 7.1.0.

## mpls create-dynamic-interfaces

---

**Description** Specifies whether dynamic IP interfaces are automatically created on top of all MPLS major interfaces, and if so, which profile is used to create them. By default, one IPv4 dynamic interface without a profile is created and used for both VPN and non-VPN traffic. If IPv6 is enabled on the virtual router, then by default, one IPv6 dynamic interface without a profile is created and used for both VPN and non-VPN traffic. The **no** version restores the default behavior.

**Syntax** `mpls create-dynamic-interfaces`  
`{ ip ipv6 } on-major-interfaces [ for-vpn-traffic ] [ profile profileName ]`  
`no mpls create-dynamic-interfaces`  
`{ ip ipv6 } on-major-interfaces [ for-vpn-traffic ]`

- `ip`—Specifies that the created dynamic interfaces are IPv4
- `ipv6`—Specifies that the created dynamic interfaces are IPv6
- `for-vpn-traffic`—Specifies that the created dynamic interface is used for BGP/MPLS VPN traffic; VPN traffic uses the same IP interface as non-VPN traffic if separate IP interfaces are not created for the VPN traffic
- *profileName*—Name of a profile that sets the values that configure the IP interface; if you do not specify a profile, the interface attributes are set to their default values

**Mode** Global Configuration

**Release Information** Command introduced in JUNOS Release 7.1.0.

## mpls diff-serv phb-id traffic-class

---

**Description** Maps the specified PHB ID to the internal traffic class and color combination. If color is specified, the PHB ID can be used only for E-LSPs. If color is *not* specified, the PHB ID can be used only for L-LSPs. The **no** version removes the mapping.

**Syntax** `mpls diff-serv phb-id { private privateId | standard standardId }`  
`traffic-class className [ color { green | yellow | red } ]`  
`no mpls diff-serv phb-id { private privateId | standard standardId }`

- *privateId*—Number in the range 0–4032 designating the private PHB identifier
- *standardId*—Number in the range 0–63 designating the standard PHB identifier using the DSCP bits
- *className*—Name of a traffic class; the router supports up to eight traffic classes
- `green`—Sets packet color to green, indicating a low drop preference
- `yellow`—Sets packet color to yellow, indicating a medium drop preference
- `red`—Sets packet color to red, indicating a high drop preference

**Mode** Global Configuration

**Release Information** Command introduced before JUNOS Release 7.1.0.

## mpls disable

---

**Description** Administratively disables the MPLS major interface. MPLS major interfaces are administratively enabled by default. The **no** version restores the default condition, and creates an MPLS major interface if it does not already exist.

**Syntax** [ no ] mpls disable

**Mode** Interface Configuration

**Release Information** Command introduced before JUNOS Release 7.1.0.

## mpls explicit-path

---

**Description** Defines an explicit path by name or ID number and also enables or disables the explicit path. The **no** version deletes the explicit path.

**Syntax** { ip | mpls } explicit-path { name *name* | identifier *number* } [ enable | disable ]  
no { ip | mpls } explicit-path { name *name* | identifier *number* }

- ip—Specifies alternative keyword for compatibility with non-E-series implementations
- mpls—Specifies JUNOS MPLS implementation
- *name*—Name for the explicit path; string of up to 20 characters
- *number*—Number identifying the explicit path in the range 1–65535
- enable—Reenables the explicit path that was previously disabled on the virtual router; to prevent a partially configured explicit path from being used, do not enable it until you have finished configuring or modifying the path
- disable—Disables the explicit path that was previously enabled on the virtual router

**Mode** Global Configuration

**Release Information** Command introduced before JUNOS Release 7.1.0.

## mpls ip propagate-ttl

---

**Description** Controls the value for the TTL field in the MPLS header when a label is assigned to an IP packet. Enabled by default, this command sets the TTL to the TTL value from the IP packet header. The **no** version sets the value to 255 to hide the network structure from all traffic, preventing the **traceroute** command from discovering and displaying LSP hops. The **default** version reverts to the global default, causing the TTL field to be copied from the IP packet header and enabling the **traceroute** command to show all the hops in the network.

**Syntax** [ no | default ] mpls ip propagate-ttl [ forwarded | local ]

- forwarded—Hides the network structure from traceroute only for forwarded packets
- local—Hides the network structure from traceroute only for local packets

**Mode** Global Configuration

**Release Information** Command introduced before JUNOS Release 7.1.0.

## mpls l2transport load-balancing-group

---

**Description** Specifies a Martini layer 2 transport circuit, associates it with a load-balancing group, and accesses L2 Transport Load-Balancing-Circuit Configuration mode. The **no** version removes a circuit from the load-balancing group and all subinterfaces that the circuit was configured on.

**Syntax** mpls l2transport load-balancing-group *groupNumber*  
[ mpls-relay *remoteIpAddress* | route interface tunnel *lspName* ]  
[ vc-id ] *vcId* [ group-id *groupId* ]  
[ control-word | no-control-word ] [ sequencing | no-sequencing ]  
[ relay-format { ethernet | ppp | vlan } ]

no mpls l2transport load-balancing-group *groupNumber*  
{ mpls-relay *remoteIpAddress* | route interface tunnel *lspName* } [ vc-id ] *vcId*

- *groupNumber*—Integer in the range 1–127



**NOTE:** For definitions of all other options, see the **mpls-relay** command or the **route interface** command. Using the **mpls-relay** keywords has the same effect as using the mpls-relay command. Using the **route interface** keywords has the same effect as using the route interface commands.

**Mode** Global Configuration

**Release Information** Command introduced before JUNOS Release 7.1.0.  
**control-word**, **no-control-word**, **sequencing**, and **no-sequencing** keywords added in JUNOS Release 7.1.0.

### Related Topics

- Configuring CE-Side Load Balancing for Martini Layer 2 Transport

## mpls ldp

---

**Description** Enables LDP and topology-driven LSP, as does any LDP-related command, using an implicit default profile. You cannot enable LDP and topology-driven LSPs on a loopback interface. The **no** version disables LDP globally or on the interface.

**Syntax** [ no ] mpls ldp

**Mode** Global Configuration, Interface Configuration, Subinterface Configuration

**Release Information** Command introduced in JUNOS Release 7.1.0.

**Related Topics**

- Configuring MPLS LSPs

## mpls ldp advertise-labels

---

**Description** Controls the distribution of incoming labels advertised by LDP. The **no** version halts advertisement of all incoming labels or the specified labels.

**Syntax** mpls ldp advertise-labels { host-only | for *routeAccessList* [ to *neighborAccessList* ] | interface *interfaceType* *interfaceSpecifier* }

no mpls ldp advertise-labels { policy-list | host-only | for *routeAccessList* [ to *neighborAccessList* ] | interface *interfaceType* *interfaceSpecifier* }

- *host-only*—Advertises only labels for host routes (routes with a 32-bit mask)
- *routeAccessList*—Name of access list identifying routes for which label advertisement is permitted or denied
- *neighborAccessList*—Name of access list identifying neighbors to which the LSR advertises labels
- *interfaceType*—Interface type; see *Interface Types and Specifiers* in *About This Guide*
- *interfaceSpecifier*—Particular interface; format varies according to interface type; see *Interface Types and Specifiers* in *About This Guide*
- *policy-list*—Deletes all lists configured with the **for** *routeAccessList* option

**Mode** Global Configuration

**Release Information** Command introduced before JUNOS Release 7.1.0.

## mpls ldp autoconfig

---

- Description** In Interface Configuration mode, creates LDP on the current interface. The **no** version removes LDP from the interface.
- In Router Configuration mode, creates LDP on all interfaces in the IS-IS or OSPF router, on interfaces in the specified level (IS-IS), or on interfaces in the specified area (OSPF). The **no** version removes the LDP configuration for all qualifying interfaces.
- Syntax** From Interface Configuration mode and Subinterface Configuration mode:  
[ no ] mpls ldp { isis | ospf } autoconfig
- From Router Configuration mode for IS-IS:  
mpls ldp autoconfig [ level-1 | level-2 | level-1-2 ]  
no mpls ldp autoconfig
- From Router Configuration mode for OSPF:  
mpls ldp autoconfig [ *areald* | *arealdInt* ]  
no mpls ldp autoconfig
- level-1—Enables LDP on all IS-IS level 1 interfaces
  - level-1-2—Enables LDP on all IS-IS level 1-2 interfaces
  - level-2—Enables LDP on all IS-IS level-2-only interfaces
  - *areald*—OSPF area ID in IP address format
  - *arealdInt*—OSPF area ID as a decimal value in the range 0–4294967295
- Mode** Interface Configuration, Router Configuration, Subinterface Configuration
- Release Information** Command introduced in JUNOS Release 8.1.0.

## mpls ldp deaggregate

---

- Description** Configures LDP to bind each prefix to a separate label on the current virtual router. The **no** version enables LDP to aggregate multiple prefixes to be bound to the same label.
- Syntax** [ no ] mpls ldp deaggregate
- Mode** Global Configuration
- Release Information** Command introduced in JUNOS Release 8.1.0.

## mpls ldp disable

---

**Description** Disables LDP on the interface. The **no** version reenables LDP on the interface.

**Syntax** [ no ] mpls ldp disable

**Mode** Interface Configuration

**Release Information** Command introduced in JUNOS Release 7.1.0.

## mpls ldp discovery transport-address

---

**Description** Specifies an arbitrary IP address to be used as the transport address of the local peer advertised in LDP discovery hello messages. By default, the router ID is advertised as the transport address. The **no** version restores the default condition.

**Syntax** mpls ldp discovery transport-address *ipAddress*  
 no mpls ldp discovery transport-address

- *ipAddress*—IP address advertised as the transport address

**Mode** Router Configuration

**Release Information** Command introduced before JUNOS Release 7.1.0.

## mpls ldp egress-label

---

**Description** Configures LDP to advertise the explicit null label (label 0) or a non-null label for the egress routes. The **no** version restores the default, where the egress router advertises the implicit null label.

**Syntax** mpls ldp egress-label { explicit-null | non-null }  
 no mpls ldp egress-label

**Mode** Global Configuration

**Release Information** Command introduced in JUNOS Release 8.1.0.



## mpls ldp graceful-restart

---

**Description** Enables LDP graceful restart to preserve MPLS forwarding state across a restart, and helper mode, or only helper mode. LDP graceful restart and helper mode are both disabled by default. The **no** version disables both LDP graceful restart and helper mode.

**Syntax** mpls ldp graceful-restart [ helper ]  
no mpls ldp graceful-restart

- helper—Configures only helper mode to preserve label-FEC mappings from a neighbor in the event the neighbor gracefully restarts

**Mode** Global Configuration

**Release Information** Command introduced in JUNOS Release 7.1.0.

## mpls ldp graceful-restart reconnect-time

---

**Description** Specifies the length of time you want neighbors to wait for the gracefully restarting router to resume sending LDP messages to neighbors after the restart. The **no** version restores the default value, 120 seconds.

**Syntax** mpls ldp graceful-restart reconnect-time [ seconds ]  
no mpls ldp graceful-restart reconnect-time

- seconds—Number of seconds in the range 60–300

**Mode** Global Configuration

**Release Information** Command introduced in JUNOS Release 7.1.0.

## mpls ldp graceful-restart recovery-time

---

**Description** Specifies the length of time the router retains its MPLS forwarding state across a restart. The **no** version restores the default value, 120 seconds.

**Syntax** mpls ldp graceful-restart recovery-time [ seconds ]  
no mpls ldp graceful-restart recovery-time

- seconds—Number of seconds in the range 120–600

**Mode** Global Configuration

**Release Information** Command introduced in JUNOS Release 7.1.0.

## mpls ldp graceful-restart timers max-recovery

---

**Description** Specifies the maximum length of time that the router waits for its neighbor to complete a graceful LDP restart after the LDP session is reestablished. The **no** version restores the default value, 120 seconds.

**Syntax** mpls ldp graceful-restart timers max-recovery *seconds*  
 no mpls ldp graceful-restart timers max-recovery

- *seconds*—Number of seconds in the range 15–600

**Mode** Global Configuration

**Release Information** Command introduced in JUNOS Release 7.1.0.

## mpls ldp graceful-restart timers neighbor-liveness

---

**Description** Specifies the maximum length of time that the router waits for its neighbor to reestablish an LDP session. The **no** version restores the default value, 120 seconds.

**Syntax** mpls ldp graceful-restart timers neighbor-liveness *seconds*  
 no mpls ldp graceful-restart timers neighbor-liveness

- *seconds*—Number of seconds in the range 5–300

**Mode** Global Configuration

**Release Information** Command introduced in JUNOS Release 7.1.0.

## mpls ldp igp sync holddown

---

**Description** Configures the LDP-IGP synchronization holddown timer. The **no** version restores the default condition, where the IGP waits for LDP to be operational on the interface indefinitely.

**Syntax** mpls ldp igp sync holddown *holdDownValue*  
 no mpls ldp igp sync holddown

- *holdDownValue*—Number of milliseconds in the range 1–65535

**Mode** Global Configuration

**Release Information** Command introduced in JUNOS Release 8.1.0.

## mpls ldp independent-control

---

**Description** Specifies independent control as the method used by LDP for label distribution. The **no** version restores the default method, ordered control.

**Syntax** [ no ] mpls ldp independent-control

**Mode** Global Configuration

**Release Information** Command introduced in JUNOS Release 8.1.0.

## mpls ldp ip-forwarding

---

**Description** Specifies LSPs to be put into the IP routing table for forwarding plain IP traffic. The **no** version removes the listed LSPs or all LSPs from the IP routing table.

**Syntax** [ no ] mpls ldp ip-forwarding [ { access-list | prefix-list } *listName* ] [ host-only ]

- access-list—Specifies that *listName* is an access list
- prefix-list—Specifies that *listName* is a prefix list
- *listName*—Name of access list or prefix list that specifies LSPs over which IP interfaces are created
- host-only—Specifies that IP interfaces are created only over LSPs to host addresses

**Mode** Global Configuration

**Release Information** Command introduced in JUNOS Release 7.1.0.

## mpls ldp link-hello disable

---

**Description** Suppresses the transmission of LDP link hello messages. The **no** version restores the default condition, transmitting link hello messages.

**Syntax** [ no ] mpls ldp link-hello disable

**Mode** Interface Configuration

**Release Information** Command introduced before JUNOS Release 7.1.0.

## mpls ldp neighbor password

---

**Description** Configures the password used to compute MD5 checksums for authenticating the specified LDP neighbor when the peer attempts to establish a TCP connection. The **no** version deletes the password for the peer.

**Syntax** `mpls ldp neighbor ipAddress password passwordString`  
`[ no ] mpls ldp neighbor ipAddress password`

- *ipAddress*—IP address of remote peer
- *passwordString*—Password; alphanumeric string in the range 1–40 characters

**Mode** Global Configuration

**Release Information** Command introduced before JUNOS Release 7.1.0.

## mpls ldp profile

---

**Description** In Global Configuration mode, creates or modifies a configuration profile for the LDP. Places the CLI in LDP Profile Configuration mode. If you do not specify a profile name, the factory default profile is assumed. The **no** version deletes the specified profile.

In Interface Configuration mode, creates or enables LDP on the interface with the factory default profile or the specified profile. The **no** version reverts to the default profile on the interface.

**Syntax** In Global Configuration mode:  
`mpls ldp [ interface ] profile [ profileName ]`  
`no mpls ldp interface profile profileName`

In Interface Configuration mode:  
`mpls ldp profile profileName`  
`no mpls ldp profile`

- *interface*—Keyword required for the **no** version in Global Configuration mode
- *profileName*—Name of a profile to be created or modified (Global Configuration mode), applied to an interface (Interface Configuration mode), or deleted (both modes); the profile sets the values for the protocol parameters; until you modify the profile settings, the values match those of the implicit default profile

**Mode** Global Configuration, Interface Configuration

**Release Information** Command introduced before JUNOS Release 7.1.0.

## mpls ldp redistribute

---

**Description** Enables redistribution of routes from the specified IGP to LDP. The **no** version halts redistribution.

**Syntax** mpls ldp redistribute *protocol* [ route-map *mapName* ]  
no mpls ldp redistribute *protocol* [ route-map *mapName* ]

- *protocol*—Protocol from which routes are redistributed to LDP: BGP, connected, IS-IS, OSPF, RIP, or static
- *mapName*—Name of the route map used to redistribute more specific routing information from an IGP to LDP

**Mode** Global Configuration

**Release Information** Command introduced in JUNOS Release 7.1.0.

## mpls ldp session holdtime

---

**Description** Configures the LDP session hold time, the period that an LSR maintains a session without receipt of a message from an LDP peer. The **no** version restores the default value, 180.

**Syntax** mpls ldp session holdtime *holdTime*  
no mpls ldp session holdtime

- *holdTime*—Number of seconds in the range 15–65535

**Mode** Global Configuration

**Release Information** Command introduced before JUNOS Release 7.1.0.

## mpls ldp session keepalive interval

---

**Description** Sets the transmission interval at which LDP sends session keepalive messages. The **no** version restores the default interval, 20 seconds.

**Syntax** mpls ldp session keepalive interval *seconds*  
no mpls ldp session keepalive interval

- *seconds*—Number of seconds, in the range 1–65535

**Mode** Global Configuration

**Release Information** Command introduced in JUNOS Release 8.1.0.

## mpls ldp session retries

---

**Description** Specifies the number of attempts that will be made to set up an LDP session. The **no** version restores the default value, 0, meaning that the attempts will be made until successful.

**Syntax** mpls ldp session retries *retryNum*  
 no mpls ldp session retries

- *retryNum*—Number of attempts in the range 0–65535

**Mode** Global Configuration

**Release Information** Command introduced before JUNOS Release 7.1.0.

## mpls ldp session retry-time

---

**Description** Specifies the interval in seconds between attempts to set up an LDP session. The **no** version restores the default value, 30 seconds.

**Syntax** mpls ldp session retry-time *retryTime*  
 no mpls ldp session retry-time

- *retryTime*—Interval in the range 0–60

**Mode** Global Configuration

**Release Information** Command introduced before JUNOS Release 7.1.0.

## mpls ldp strict-security

---

**Description** Configures strict LDP authentication mode, which enables sessions to be formed only by peers with configured passwords. The **no** version enables sessions to be formed by peers without configured passwords.

**Syntax** [ no ] mpls ldp strict-security

**Mode** Global Configuration

**Release Information** Command introduced before JUNOS Release 7.1.0.

## mpls ldp sync

---

- Description** In Interface Configuration mode, synchronizes LDP with the IGP on the current interface. The **no** version removes the configuration for the interface.
- In Router Configuration mode, synchronizes LDP with the IGP on all of the protocol's interfaces, on all interfaces in the specified level (IS-IS), or on all interfaces in the specified area (OSPF). The **no** version removes the configuration for all qualifying interfaces.
- Syntax** From Interface Configuration mode and Subinterface Configuration mode:  
[ no ] mpls ldp { isis | ospf } sync
- From Router Configuration mode for IS-IS:  
mpls ldp sync [ level-1 | level-2 | level-1-2 ]  
no mpls ldp sync
- level-1—Enables synchronization with LDP on all IS-IS level 1 interfaces
  - level-1-2—Enables synchronization with LDP on all IS-IS level 1-2 interfaces
  - level-2—Enables synchronization with LDP on all IS-IS level-2-only interfaces
- From Router Configuration mode for OSPF:  
mpls ldp sync [ *areald* | *arealdInt* ]  
no mpls ldp sync
- *areald*—OSPF area ID in IP address format
  - *arealdInt*—OSPF area ID as a decimal value in the range 1–4294967295
- Mode** Interface Configuration, Router Configuration, Subinterface Configuration
- Release Information** Command introduced in JUNOS Release 8.1.0.

## mpls ldp targeted-hello holdtime

---

- Description** Configures the LDP targeted-hello hold time. The **no** version restores the default value, 45 seconds.
- Syntax** mpls ldp targeted-hello holdtime *seconds*  
no mpls ldp targeted-hello holdtime
- *seconds*—Number of seconds, in the range 1–65535
- Mode** Global Configuration
- Release Information** Command introduced in JUNOS Release 8.1.0.

## mpls ldp targeted-hello interval

---

**Description** Configures the LDP targeted-hello interval. The **no** version restores the default value, 15 seconds.

**Syntax** mpls ldp targeted-hello interval *seconds*  
 no mpls ldp targeted-hello interval

- *seconds*—Number of seconds, in the range 1–65535

**Mode** Global Configuration

**Release Information** Command introduced in JUNOS Release 8.1.0.

## mpls ldp targeted-hello receive list

---

**Description** Configures the list of peer addresses from which MPLS accepts targeted hello messages. The **no** version removes the list of peer addresses.

**Syntax** [ no ] mpls ldp targeted-hello receive list  
 { access-list *accessListName* | *ipAddress* [ *ipAddress* ]\* }

- *accessListName*—String of up to 32 alphanumeric characters that identifies an access list
- *ipAddress*—IP address of a peer
- \*—Indicates that one or more parameters can be repeated multiple times in a list in the command line

**Mode** Global Configuration

**Release Information** Command introduced before JUNOS Release 7.1.0.

## mpls ldp targeted-hello send list

---

**Description** Configures the list of peer addresses to which MPLS sends targeted hello messages. The **no** version removes the list of peer addresses.

**Syntax** [ no ] mpls ldp targeted-hello send list  
 { access-list *accessListName* | *ipAddress* [ *ipAddress* ]\* }

- *accessListName*—String of up to 32 alphanumeric characters that identifies an access list
- *ipAddress*—IP address of a peer
- \*—Indicates that one or more parameters can be repeated multiple times in a list in the command line

**Mode** Global Configuration

**Release Information** Command introduced before JUNOS Release 7.1.0.



## mpls ldp vpls neighbor

---

**Description** Configures the remote VPLS edge (VE) device address of a neighbor in the VPLS domain in which the VPLS instance participates. The specified VPLS instance must use LDP as the signaling protocol. If either or both LDP or MPLS are not configured on the current virtual router, issuing this command creates the LDP and MPLS configurations automatically. The **no** version deletes the neighbor from the VPLS domain.

The **mpls ldp vpls neighbor** command is not valid for a VPLS instance that uses BGP as the signaling protocol. To configure a VPLS instance with BGP signaling, use the **bridge vpls rd**, **bridge vpls route-target**, **bridge vpls site-name site-id**, and **bridge vpls site-range** commands.

**Syntax** [ no ] mpls ldp vpls *vplsName* neighbor *ipAddress*

- *vplsName*—Name of a VPLS instance created with the **bridge vpls transport-virtual-router** command
- *ipAddress*—IP address of a neighbor in the VPLS domain

**Mode** Global Configuration

**Release Information** Command introduced in JUNOS Release 8.2.0.

## mpls ldp vpls vpls-id

---

**Description** Configures the VPLS identifier of a VPLS instance that uses LDP as the signaling protocol. The **no** version deletes the VPLS identifier from the VPLS instance.

The **mpls ldp vpls vpls-id** command is not valid for a VPLS instance that uses BGP as the signaling protocol. To configure a VPLS instance with BGP signaling, use the **bridge vpls rd**, **bridge vpls route-target**, **bridge vpls site-name site-id**, and **bridge vpls site-range** commands.

**Syntax** mpls ldp vpls *vplsName* vpls-id *vplsId*  
no mpls ldp vpls *vplsName* vpls-id

- *vplsName*—Name of a VPLS instance created with the **bridge vpls transport-virtual-router** command
- *vplsId*—VPLS identifier for the VPLS instance, in the range 1–4294967295

**Mode** Global Configuration

**Release Information** Command introduced in JUNOS Release 8.2.0.

## mpls lsp no-route retries

---

**Description** Specifies the number of attempts that will be made to set up an LSP for CR-LDP and RSVP-TE after a failure due to no available route. The **no** version restores the default value, 0, which means the attempts will be made until successful.

**Syntax** mpls lsp no-route retries *retryNum*  
 no mpls lsp no-route retries

- *retryNum*—Number of retry attempts in the range 0–65535

**Mode** Global Configuration

**Release Information** Command introduced before JUNOS Release 7.1.0.

## mpls lsp no-route retry-time

---

**Description** Specifies the interval in seconds between attempts to set up an LSP for CR-LDP and RSVP-TE after a failure due to no available route. The **no** version restores the default value, 5 seconds.

**Syntax** mpls lsp no-route retry-time *retryTime*  
 no mpls lsp no-route retry-time

- *retryTime*—Interval in the range 1–60

**Mode** Global Configuration

**Release Information** Command introduced before JUNOS Release 7.1.0.

## mpls lsp retries

---

**Description** Specifies the number of attempts that will be made to set up an LSP for CR-LDP and RSVP-TE after a failure other than one due to no available route. The **no** version restores the default value, 0, which means the attempts will be made until successful.

**Syntax** mpls lsp retries *retryNum*  
 no mpls lsp retries

- *retryNum*—Number of retry attempts in the range 0–65535

**Mode** Global Configuration

**Release Information** Command introduced before JUNOS Release 7.1.0.

## mpls lsp retry-time

---

**Description** Specifies the interval in seconds between attempts to set up an LSP for CR-LDP and RSVP-TE after a failure other than one due to no available route. The **no** version restores the default value, 5 seconds.

**Syntax** mpls lsp retry-time *retryTime*  
no mpls lsp retry-time

- *retryTime*—Interval in the range 1–60

**Mode** Global Configuration

**Release Information** Command introduced before JUNOS Release 7.1.0.

## mpls match exp-bits

---

**Description** Sets the traffic class and color for incoming MPLS packets whose EXP bits in the MPLS shim header match the specified EXP bits value. The **no** version reverts to the default behavior for traffic matching the specified EXP bits value, setting neither traffic class nor color.

**Syntax** mpls match exp-bits *bitValue* set traffic-class *className* color { green | yellow | red }  
no mpls match exp-bits *bitValue*

- *bitValue*—Value in the range 0–7 that matches the corresponding binary value (000–111) for the three EXP bits
- *className*—Name of a traffic class; the router supports up to eight traffic classes
- green—Sets packet color to green, indicating a low drop preference
- yellow—Sets packet color to yellow, indicating a medium drop preference
- red—Sets packet color to red, indicating a high drop preference

**Mode** Global Configuration

**Release Information** Command introduced before JUNOS Release 7.1.0.

## mpls match traffic-class

---

**Description** Sets the EXP bits in the MPLS shim header of outgoing MPLS packets that match the specified combination of traffic class and color. The **no** version reverts to the default behavior for traffic matching the specified traffic class and color combination. The default behavior sets the EXP bits to 000 for traffic entering an LSP and has no effect on the EXP bits for transit traffic.

**Syntax** `mpls match traffic-class className color { green | yellow | red } set exp-bits bitValue`  
`no mpls match traffic-class className color { green | yellow | red }`

- *className*—Name of a traffic class; the router supports up to eight traffic classes
- green—Sets packet color to green, indicating a low drop preference
- yellow—Sets packet color to yellow, indicating a medium drop preference
- red—Sets packet color to red, indicating a high drop preference
- *bitValue*—Value in the range 0–7 that sets the corresponding binary value (000–111) for the three EXP bits

**Mode** Global Configuration

**Release Information** Command introduced before JUNOS Release 7.1.0.

## mpls policy

---

**Description** Assigns a policy list to the ingress or egress of an MPLS layer 2 transport interface. If you enter this command when the policy list does not exist, the router will create a policy list with a filter rule as the default. Attaching this policy list to an interface filters all packets on that interface. You must specify the **input** or **output** keyword to assign the policy list to the ingress or egress of the interface. The **no** version removes the association between a policy list and an interface.

**Syntax** `mpls policy { input | output } policyName  
[ statistics { enabled [ baseline { enabled | disabled } ] [ preserve | merge ] |  
disabled [ merge ] } | merge ]  
no mpls policy { input | output } [ policyName ]`

- **input**—Applies policy to data arriving at this interface
- **output**—Applies policy to data leaving this interface
- ***policyName***—Name of the policy; a maximum of 40 characters
- **statistics**—Enables or disables collection of policy routing statistics
  - **enabled**—Enables collection of policy routing statistics
  - **baseline enabled**—Enables baselining of policy routing statistics
  - **baseline disabled**—Disables baselining of policy routing statistics
  - **preserve**—Preserves existing statistics for any classifier-list that is the same for both the new and old policy attachments when you attach a new policy to an interface
  - **disabled**—Disables collection of policy routing statistics
- **merge**—Enables merging of multiple policies to form a single policy

**Mode** Interface Configuration

**Release Information** Command introduced before JUNOS Release 7.1.0.  
**merge** keyword added in JUNOS Release 7.2.0.

### Related Topics

- Configuring HDLC Layer 2 Services
- Setting a Statistics Baseline

## mpls policy-list

---

**Description** Creates the specified policy list and accesses Policy List Configuration mode. If you enter the **mpls policy-list** command and the policy list does not exist, the router creates a policy list with no rules, the default. When a policy list does not have rules, the router inserts a default filter rule. Attaching this policy list to an interface filters all packets on that interface. The **no** version deletes the policy list.

**Syntax** [ no ] mpls policy-list *policyName*

- *policyName*—Name of a policy list; string of up to 40 alphanumeric characters

**Mode** Global Configuration

**Release Information** Command introduced before JUNOS Release 7.1.0.

**Related Topics**

- Creating Policy Lists for MPLS

## mpls policy-parameter hierarchical

---

**Description** Specifies a parameter value for MPLS interfaces. The **no** version removes the policy parameter and its contents.

**Syntax** mpls policy-parameter hierarchical *parameterName* { *nodeValue* | atm | atm-vc | atm-vp  
*vpValue* | ethernet | fr-vc | forwarding | svlan *svlanValue* | vlan }

no policy-parameter *parameterName*

- *parameterName*—Name of policy parameter
- *nodeValue*— Aggregation node number in the range 1–65535
- *vpValue*—ATM VPI number in the range 0–255
- *svlanValue*—SVLAN ID number in the range 0–4095

**Mode** Interface Configuration

**Release Information** Command introduced in JUNOS Release 8.0.0.

**Related Topics**

- Creating a Classifier Group for a Policy List

## mpls policy-parameter reference-rate

---

**Description** Creates an MPLS policy parameter for a reference rate; creates a global parameter if it does not exist. The **no** version removes the policy parameter and its contents; if used with the **increase** keyword, decreases the value.

**Syntax** mpls policy-parameter reference-rate *parameterName* [ increase ] *value*  
no mpls policy-parameter reference-rate *parameterName* [ increase *value* ]

- *parameterName*—Name of policy parameter up to 40 characters
- increase—Increments the existing reference rate value
- *value*—Value of the reference rate parameter, in the range 0–4292967295

**Mode** Interface Configuration

**Release Information** Command introduced in JUNOS Release 8.1.0.

### Related Topics

- Creating a Classifier Group for a Policy List

## mpls policy-statistics

---

**Description** Enables policy statistics to be collected for the specified tunnel or LSP. Statistics collection is disabled by default. There is no **no** version.

**Syntax** mpls { enable | disable } policy-statistics *tunnelName*

- enable—Enables the collection of policy statistics
- disable—Disables the collection of policy statistics; this is the default setting
- *tunnelName*—Name of a tunnel or LSP; string of up to 20 alphanumeric characters

**Mode** Privileged Exec, User Exec

**Release Information** Command introduced before JUNOS Release 7.1.0.

## mpls preserve-vpn-exp

---

**Description** Prevents the value of the EXP bits for a VPN label from being modified by either a per-LSP policy for the outer labels or per-VR traffic class/color rules. In the default condition, per-LSP policies or per-VR rules modify all labels in a given label stack to have the same value for the EXP bits. The **no** version restores the default condition.

**Syntax** [ no ] mpls preserve-vpn-exp

**Mode** Global Configuration

**Release Information** Command introduced before JUNOS Release 7.1.0.

## mpls-relay

**Description** Routes layer 2 traffic to the specified router by creating an MPLS shim interface on the layer 2 interface. The router can use any MPLS LSP to the remote destination address that you specify. You must issue this command in the virtual router where the remote address can be reached; that is, in the virtual router providing core connections. The **no** version removes the shim interface. See also the **route interface** command.

**Syntax** `mpls-relay remoteAddress [ vc-id ] vcidValue [ group-id groupIdValue ]  
[ control-word | no-control-word ] [ sequencing | no-sequencing ]  
[ relay-format { ethernet | ppp | vlan } ]`  
`no mpls-relay`

- *remoteIpAddress*—IP address of the router on the remote end of the layer 2 circuit
- *vcidValue*—Integer in the range 1–4294967295 that identifies the virtual connection; the two ends across the MPLS core must match inside each VC type



**NOTE:** The VLAN ID, DLCI, or ATM VPI/VCI are not related to the VC ID and can be different on each end of the connection.

- *groupIdValue*—Integer in the range 0–4294967295 that identifies a group of virtual connections; not currently used
- *control-word*—Indicates that the local preference is to use the control word for the layer 2 packets encapsulated in MPLS packets sent to the remote PE router. The default preference is determined by the interface stack on which the MPLS interface is stacked.
- *no-control-word*—Indicates that the local preference is to not use the control word for the layer 2 packets encapsulated in MPLS packets sent to the remote PE router. The default preference is determined by the interface stack on which the MPLS interface is stacked.
- *sequencing*—Specifies that the local preference is to include nonzero sequence numbers with the control word; enabling the remote PE to detect out-of-order packets; has no effect if no control word is sent in the packets. The router always accepts zero sequence numbers and checks the order of nonzero sequence numbers of MPLS packets received from the remote PE; any out of order packets are dropped, regardless of whether sequencing is configured.
- *no-sequencing*—Specifies that the sequencing number in the control word is set to zero, instructing the remote PE router to not attempt to detect out-of-order packets; has no effect if no control word is sent in the packets.
- *relay-format ethernet*—Specifies that the router uses Ethernet signaling and encapsulation, which causes the VLAN interface to appear as an Ethernet interface to the other side of the connection; enables a VLAN interface on one side of an MPLS tunnel to communicate with an Ethernet or a bridged Ethernet interface on the other side of an MPLS tunnel. The VLAN tag is not included in the MPLS encapsulation. This option is not available on serial or POS interfaces for HDLC layer 2 circuits. It is available only on VLAN interfaces



- relay-format ppp—Specifies that the router uses VC-type PPP signaling and PPP encapsulation instead of VC-type HDLC signaling and HDLC encapsulation. The router uses VC-type HDLC signaling and HDLC encapsulation by default. This option is available only on serial and POS interfaces for HDLC layer 2 circuits.
- relay-format vlan—Specifies that the router uses VLAN signaling and encapsulation. This option is not available on serial or POS interfaces for HDLC layer 2 circuits. It is available for VLAN interfaces.

**Mode** Interface Configuration, Subinterface Configuration

**Release Information** Command introduced before JUNOS Release 7.1.0.  
**control-word**, **no-control-word**, **no-sequencing**, and **vlan** keywords added in JUNOS Release 7.1.0.

#### Related Topics

- Configuring an MPLS Pseudowire with VCC Cell Relay Encapsulation
- Configuring Ethernet/VLAN Layer 2 Services
- Configuring Frame Relay Layer 2 Services
- Configuring HDLC Layer 2 Services
- Configuring Local ATM Cross-Connects with AAL5 Encapsulation
- Configuring Local Cross-Connects Between Ethernet/VLAN Interfaces
- Configuring S-VLAN Tunnels for Layer 2 Services

## mpls-relay disable

---

**Description** Administratively disables the MPLS shim interface. The MPLS shim interface must exist before this command can be issued. MPLS shim interfaces are administratively enabled by default. The **no** version restores the default condition.

**Syntax** [ no ] mpls-relay disable

**Mode** Interface Configuration

**Release Information** Command introduced in JUNOS Release 7.1.0.

## mpls reoptimize

---

**Description** Performs an immediate check for better paths for all existing LSPs. There is no **no** version.

**Syntax** mpls [ traffic-eng ] reoptimize [ *interfaceType interfaceSpecifier* ]

- *traffic-eng*—Specifies optional keyword for compatibility with non-E-series implementations
- *interfaceType*—Interface type; see *Interface Types and Specifiers* in *About This Guide*
- *interfaceSpecifier*—Particular interface; format varies according to interface type; see *Interface Types and Specifiers* in *About This Guide*

**Mode** Privileged Exec, User Exec

**Release Information** Command introduced before JUNOS Release 7.1.0.

## mpls reoptimize timers frequency

---

**Description** Specifies the frequency at which existing LSPs are checked for better paths. The **no** version restores the default value, 3600 seconds.

**Syntax** mpls [ traffic-eng ] reoptimize timers frequency *seconds*  
no mpls [ traffic-eng ] reoptimize timers frequency

- *traffic-eng*—Specifies optional keyword for compatibility with non-E-series implementations
- *seconds*—Number of seconds in the range 0–604800; a value of zero means that no reoptimization is performed

**Mode** Global Configuration

**Release Information** Command introduced before JUNOS Release 7.1.0.

## mpls rsvp

---

**Description** Enables RSVP-TE, as does any RSVP-TE-related command. The **no** version disables LDP.

**Syntax** [ no ] mpls rsvp

**Mode** Global Configuration

**Release Information** Command introduced in JUNOS Release 7.1.0.

## mpls rsvp authentication

---

**Description** Enables MD5 authentication for RSVP on the interface. Enable authentication after configuring the authentication key. The **no** version disables authentication.

**Syntax** [ no ] { ip | mpls } rsvp authentication

- ip—Specifies alternative keyword for compatibility with non-E-series implementations
- mpls—Specifies JUNOS MPLS implementation

**Mode** Interface Configuration

**Release Information** Command introduced before JUNOS Release 7.1.0.

## mpls rsvp authentication key

---

**Description** Assigns a key to the interface for MD5 authentication between RSVP peers. Assign the key before you enable authentication on the interface. The **no** version deletes the MD5 key.



**NOTE:** Keys of up to 40 characters are supported for non-Juniper Networks implementations. However, a key with more than 16 characters will cause an authenticated link between E-series and M- or T-series routers to be inoperable.

**Syntax** { ip | mpls } rsvp authentication [ key *authkey* ]

no { ip | mpls } rsvp authentication [ key [ *authkey* ] ]

- ip—Specifies alternative keyword for compatibility with non-E-series implementations
- mpls—Specifies JUNOS MPLS implementation
- *authkey*—Key used to create MD5 digest for messages sent from this interface and to authenticate messages received on this interface; alphanumeric string in the range 1–40 characters

**Mode** Interface Configuration

**Release Information** Command introduced before JUNOS Release 7.1.0.

## mpls rsvp bfd-liveness-detection

---

**Description** Enables BFD (bidirectional forwarding detection) on an interface running RSVP-TE and defines BFD values to be negotiated between RSVP-TE neighbors for detection of IP data path failures. The **no** version disables BFD on the RSVP-TE interface.

**Syntax** { ip | mpls } rsvp bfd-liveness-detection [ minimum-interval *minInterval* |  
[ minimum-receive-interval *minRecInterval* ]  
[ minimum-transmit-interval *minTransInterval* ] ] [ multiplier *multValue* ]  
  
no { ip | mpls } rsvp bfd-liveness-detection

- ip—Specifies alternative keyword for compatibility with non-E-series implementations
- mpls—Specifies JUNOS MPLS implementation
- *minInterval*—Minimum proposed transmit interval and required receive interval for BFD control packets; number in the range 100–65535 milliseconds; default value is 300 milliseconds
- *minRecInterval*—Minimum interval at which the local peer must receive BFD control packets sent by the remote peer; number in the range 100–65535 milliseconds; default value is 300 milliseconds
- *minTransInterval*—Minimum proposed interval between BFD control packets sent by the local peer; number in the range 100–65535 milliseconds; default value is 300 milliseconds
- *multValue*—Detection multiplier value that the remote peer router multiplies by the local peer's negotiated transmit interval to determine the remote peer's BFD liveness detection interval; equal to the number of BFD packets that can be missed before the BFD session is declared down; number in the range 1–255; default value is 3

**Mode** Interface Configuration

**Release Information** Command introduced in JUNOS Release 8.1.0.

## mpls rsvp disable

---

**Description** Administratively disables RSVP-TE on the interface. The **no** version reenables RSVP-TE on the interface.

**Syntax** [ no ] mpls rsvp disable

**Mode** Interface Configuration

**Release Information** Command introduced in JUNOS Release 7.1.0.

## mpls rsvp egress-label

---

**Description** Specifies that the egress router advertises the explicit null label or a non-null (real) label by means of RSVP-TE. The **no** version restores the default condition, where the egress router advertises the implicit null label for all tunnels (except those requiring PHB) that terminate on the router.

**Syntax** mpls { rsvp | traffic-eng } egress-label { non-null | explicit-null }  
no mpls { rsvp | traffic-eng } egress-label

- rsvp—Specifies JUNOS implementation
- traffic-eng—Specifies keyword for compatibility with non-E-series implementations
- non-null—Advertises a real label, signaling that the egress router pops the last label and performs the IP lookup; this behavior was the default before this release
- explicit-null—Advertises the explicit null label, signaling that the egress router pops the last label and performs the IP lookup

**Mode** Global Configuration

**Release Information** Command introduced in JUNOS Release 7.3.0.

## mpls rsvp message-bundling

---

**Description** Enables RSVP-TE to send bundle messages, each of which includes multiple standard RSVP-TE messages, to reduce the overall message-processing overhead. The **no** version disables RSVP-TE message bundling.

**Syntax** [ no ] mpls rsvp message-bundling

**Mode** Global Configuration

**Release Information** Command introduced before JUNOS Release 7.1.0.

## mpls rsvp profile

---

**Description** In Global Configuration mode, creates or modifies a configuration profile for RSVP-TE. Places the CLI in RSVP Profile Configuration mode. If you do not specify a profile name, the factory default profile is assumed. The **no** version deletes the specified profile.

In Interface Configuration mode, creates or enables RSVP-TE on the interface with the factory default profile or the specified profile, or disables RSVP-TE on the interface. The **no** version reverts to the default profile on the interface.

**Syntax** In Global Configuration mode:  
 mpls rsvp [ interface ] profile [ *profileName* ]  
 no mpls rsvp interface profile *profileName*

In Interface Configuration mode:  
 mpls rsvp profile *profileName*  
 no mpls rsvp profile

- *interface*—Keyword required for the **no** version in Global Configuration mode
- *profileName*—Name of a profile to be created or modified (Global Configuration mode), applied to an interface (Interface Configuration mode), or deleted (both modes); the profile sets the values for the protocol parameters; until you modify the profile settings, the values match those of the implicit default profile

**Mode** Global Configuration, Interface Configuration

**Release Information** Command introduced before JUNOS Release 7.1.0.

## mpls rsvp refresh-reduction

---

**Description** Enables RSVP-TE summary refresh and reliability features, including the message ID object, the message ack object, and summary refresh messages. The **no** version disables summary refresh and reliability.

**Syntax** [ no ] mpls rsvp refresh-reduction

**Mode** Global Configuration

**Release Information** Command introduced before JUNOS Release 7.1.0.

## mpls rsvp signalling hello

---

**Description** In Global Configuration mode, turns on or configures RSVP-TE hello support for all RSVP-TE interfaces on the current virtual router. The **no** version turns off hello support on the current VR. The **default** version restores the default configuration, in which RSVP hello support is not enabled.

In Interface Configuration mode and Subinterface Configuration mode, turns on or configures RSVP-TE hello support on the current interface, and overrides the global configuration. The **no** version turns off hello support on the current interface. The **default** version restores the default configuration, in which RSVP hello support is not enabled.

**Syntax** { ip | mpls } rsvp signalling hello  
[ refresh { interval *helloInterval* | misses *helloMisses* } ]  
{ no | default } { ip | mpls } rsvp signalling hello

- ip—Specifies alternative keyword for compatibility with non-E-series implementations
- *helloInterval*—Number of milliseconds specifying the interval at which hellos are sent, in the range 1000–60000; default value is 10000
- *helloMisses*—Number of RSVP-TE hello messages from a peer that can be missed before that hello adjacency peer is considered to be down, in the range 4–10; default value is 4

**Mode** Global Configuration, Interface Configuration, Subinterface Configuration

**Release Information** Command introduced in JUNOS Release 7.3.0.

## mpls rsvp signalling hello graceful-restart

---

**Description** Enables RSVP-TE graceful restart as a restarting node or helper node on the current virtual router. The **no** version disables graceful restart on the current VR.

**Syntax** { ip | mpls } rsvp signalling hello graceful-restart [ mode help-neighbor ]  
no { ip | mpls } rsvp signalling hello graceful-restart

- ip—Specifies alternative keyword for compatibility with non-E-series implementations
- mode help-neighbor—Specifies the current VR acts only as a graceful restart helper node for neighbors that support RSVP-TE graceful restart

**Mode** Global Configuration

**Release Information** Command introduced in JUNOS Release 8.0.0.

## mpls rsvp signalling hello graceful-restart recovery-time

---

**Description** Configures the recovery time for RSVP-TE graceful restart for all interfaces that have RSVP-TE enabled. The **no** version restores the default value.

**Syntax** { ip | mpls } rsvp signalling hello graceful-restart recovery-time *recoveryTime*  
no { ip | mpls } rsvp signalling hello graceful-restart recovery-time

- *ip*—Specifies alternative keyword for compatibility with non-E-series implementations
- *recoveryTime*—Time in milliseconds within which you want the neighboring routers to resynchronize RSVP-TE state and MPLS forwarding state after a graceful restart, in the range 60000–480000; default value is 120000

**Mode** Global Configuration

**Release Information** Command introduced in JUNOS Release 8.0.0.

## mpls rsvp signalling hello graceful-restart restart-time

---

**Description** Configures the restart time for RSVP-TE graceful restart for all interfaces that have RSVP-TE enabled. The **no** version restores the default value.

**Syntax** { ip | mpls } rsvp signalling hello graceful-restart restart-time *restartTime*  
no { ip | mpls } rsvp signalling hello graceful-restart restart-time

- *ip*—Specifies alternative keyword for compatibility with non-E-series implementations
- *restartTime*—Total time in milliseconds for the sender to gracefully restart RSVP-TE and to re-establish hello communication with RSVP-TE neighbors; in the range 60000–3600000; default value is 60000

**Mode** Global Configuration

**Release Information** Command introduced in JUNOS Release 8.0.0.



## mpls rsvp signalling node-hello

---

**Description** Turns on or configures RSVP-TE hellos to include node IDs as source and destination addresses in the hello packets for all RSVP-TE interfaces on the current virtual router. RSVP-TE hellos based on node ID enable the JUNOS software to interoperate its RSVP-TE graceful restart capability with routers that cannot support RSVP-TE graceful restart with link-based hellos.

The **no** version turns off node-hello support on the current VR. The **default** version restores the default configuration, in which RSVP node hello support is not enabled.



**NOTE:** Node hellos are required only for interoperability with some non-E-series implementations. Node hellos are not required for communications between routers running JUNOS software or for interoperability with routers running JUNOS software.

---

**Syntax** { ip | mpls } rsvp signalling node-hello  
[ refresh { interval *helloInterval* | misses *helloMisses* } ]  
{ no | default } { ip | mpls } rsvp signalling node-hello

- ip—Specifies alternative keyword for compatibility with non-E-series implementations
- *helloInterval*—Number of milliseconds specifying the interval at which node hellos are sent, in the range 1000–60000; default value is 10000
- *helloMisses*—Number of RSVP-TE node hello messages from a peer that can be missed before that hello adjacency peer is considered to be down, in the range 4–10; default value is 4

**Mode** Global Configuration

**Release Information** Command introduced in JUNOS Release 9.0.0.

## mpls signaling-interface

---

**Description** Specifies a particular layer 2 interface as the signaling interface for an MPLS major interface that is stacked on an ATM AAL5 interface. MPLS uses the IPv4 or IPv6 interface stacked on the specified interface for signaling. The **no** version restores the default behavior, wherein MPLS nondeterministically selects a layer 2 interface as the signaling interface.

**Syntax** `mpls signaling-interface interfaceType interfaceSpecifier`  
`no mpls signaling-interface`

- *interfaceType*—Interface type; see *Interface Types and Specifiers* in *About This Guide*
- *interfaceSpecifier*—Particular interface; format varies according to interface type; see *Interface Types and Specifiers* in *About This Guide*

**Mode** Interface Configuration

**Release Information** Command introduced in JUNOS Release 7.1.0.

## mpls spf-use-any-best-path

---

**Description** Enables the SPF calculations to consider both the best IGP (IS-IS or OSPF) paths and the MPLS tunnel to reach the tunnel endpoint. The **no** version restores the default value, which is to always use the MPLS tunnel to reach the tunnel endpoint—the IGP best paths are not considered.

**Syntax** `[ no ] mpls spf-use-any-best-path`

**Mode** Router Configuration

**Release Information** Command introduced before JUNOS Release 7.1.0.

## mpls statistics label

---

**Description** Enables statistics collection for MPLS in labels. By default, statistics are enabled for in labels depending on the protocol that added the in label to the MPLS forwarding table. Statistics are not stored in NVS. The **no** version disables statistics collection.

**Syntax** [ no ] mpls statistics label { interface *interfaceName* atm *vpi vci* | *labelValue* }

- *interfaceName*—Name of interface for label in interface label space on an ATM AAL5 interface; up to 15 alphanumeric characters
- *vpi*—Virtual path identifier for a label, a value in the range 0–255
- *vci*—Virtual circuit identifier for a label, a value in the range 33–65535
- *labelValue*—Integer identifying a label in the platform label space, a value in the range 16–1048575

**Mode** Global Configuration

**Release Information** Command introduced in JUNOS Release 7.1.0.

## mpls statistics next-hop

---

**Description** Enables statistics collection for MPLS next hops. By default, statistics are enabled for next hops depending on the protocol that created the MPLS next hop. Statistics are not stored in NVS. The **no** version disables statistics collection.

**Syntax** [ no ] mpls statistics next-hop *nextHopIndex*

- *nextHopIndex*—Integer uniquely identifying a next hop; in the range 1–1048575

**Mode** Global Configuration

**Release Information** Command introduced in JUNOS Release 7.1.0.

## mpls statistics policy

---

**Description** Enables statistics collection for policies attached to an MPLS tunnel. Statistics are not stored in NVS. The **no** version disables statistics collection.

**Syntax** [ no ] mpls statistics policy *tunnelName*

- *tunnelName*—Name of the MPLS tunnel

**Mode** Global Configuration

**Release Information** Command introduced in JUNOS Release 7.1.0.

## mpls topology-driven-lsp

---

**Description** Enables topology-driven LSP creation on the virtual router. In the context of the VRF virtual router, enables carrier-of-carriers support on the provider carrier's PE router. The **no** version disables topology-driven LSPs on the virtual router.

**Syntax** [ no ] mpls topology-driven-lsp

**Mode** Global Configuration

**Release Information** Command introduced before JUNOS Release 7.1.0.

## mpls topology-driven-lsp ip-interfaces

---

**Description** Specifies LSPs to be put into the IP routing table for forwarding plain IP traffic. The **no** version removes the LSPs from the table.



**NOTE:** This command is deprecated and may be removed completely in a future release. The function provided by this command has been replaced by the **ldp ip-forwarding** command.

**Syntax** [ no ] mpls topology-driven-lsp ip-interfaces [ egress | ingress ]  
 [ { access-list | prefix-list } *listName* ] [ host-only ]  
 no mpls topology-driven-lsp ip-interfaces [ egress | ingress ] [ host-only ] [ policy-list ]

- egress—Has no effect
- ingress—Has no effect
- access-list—Specifies that *listName* is an access list
- prefix-list—Specifies that *listName* is a prefix list
- *listName*—Name of access list or prefix list that specifies LSPs over which IP interfaces are created
- host-only— Specifies that only LSPs to host addresses are added to the IP routing table
- policy-list—Removes previously applied access lists or prefix lists

**Mode** Global Configuration

**Release Information** Command introduced before JUNOS Release 7.1.0.

## mpls traffic-class

---

**Description** Specifies traffic class for which LSP-level queues are created. The **no** version deletes the traffic class.

**Syntax** [ no ] mpls traffic-class *className* [ scheduler-profile *profileName* ]

- *className*—Name of a traffic class; the router supports up to eight traffic classes
- *profileName*—Name of a scheduler profile to associate with the traffic class

**Mode** Global Configuration

**Release Information** Command introduced before JUNOS Release 7.1.0.

## mpls traffic-eng

---

**Description** Enables flooding of MPLS traffic-engineering link information into the specified IS-IS level. Flooding is disabled by default. The **no** version disables flooding.

**Syntax** mpls traffic-eng level-1 | level-2  
no mpls traffic-eng level-1 | level-2

- level-1—Floods IS-IS level 1
- level-2—Floods IS-IS level 2

**Mode** Router Configuration

**Release Information** Command introduced before JUNOS Release 7.1.0.

## mpls traffic-eng administrative-weight

---

**Description** Specifies the administrative weight for the interface. The **no** version restores the default value, which matches the IGP-determined weight (cost).

**Syntax** mpls traffic-eng administrative-weight *weight*  
no mpls traffic-eng administrative-weight

- *weight*—Administrative weight, a value in the range 0–4294967295

**Mode** Interface Configuration, Subinterface Configuration

**Release Information** Command introduced before JUNOS Release 7.1.0.

## mpls traffic-eng area

---

**Description** Enables flooding of MPLS traffic-engineering link information into the specified OSPF area. Flooding is disabled by default. The **no** version disables flooding.

**Syntax** [ no ] mpls traffic-eng area { *areald* | *arealdInt* }

- *areald*—OSPF area ID in IP address format
- *arealdInt*—OSPF area ID as a decimal value in the range 0–4294967295

**Mode** Router Configuration

**Release Information** Command introduced before JUNOS Release 7.1.0.

## mpls traffic-eng attribute-flags

---

**Description** Specifies attributes for the interface for traffic engineering. The attributes are compared with tunnel affinity bits to determine links eligibility for the tunnel. The **no** version restores the default value, 0x0.

**Syntax** mpls traffic-eng attribute-flags *bitmask*  
no mpls traffic-eng attribute-flags

- *bitmask*—Mask that sets the attributes, a value in the range 0x0–0xFFFFFFFF

**Mode** Interface Configuration, Subinterface Configuration

**Release Information** Command introduced before JUNOS Release 7.1.0.

## mpls traffic-eng egress-label

---

**Description** Specifies that the egress router advertises the explicit null label or a non-null label by means of RSVP-TE. See the **mpls rsdp egress-label** command for a complete description and syntax.

## mpls traffic-eng flood thresholds

---

**Description** Specifies thresholds for the flooding of the current reservable bandwidth throughout the network. You can configure a set of thresholds for increases or decreases in bandwidth. Flooding is triggered when the reservable bandwidth increases past any up threshold or decreases past any down threshold. The **no** version restores the following default values:

- For increases in bandwidth (up changes)—15, 30, 45, 60, 75, 80, 85, 90, 95, 97, 98, 99, 100
- For decreases in bandwidth (down changes)—100, 99, 98, 97, 96, 95, 90, 85, 80, 75, 60, 45, 30, 15

**Syntax** mpls traffic-eng flood thresholds { up | down } *percentage* [ *percentage* ]\*  
no mpls traffic-eng flood thresholds { up | down }

- up—Specifies that an increase in bandwidth past the threshold triggers flooding
- down—Specifies that a decrease in bandwidth past the threshold triggers flooding
- *percentage*—Percentage of reservable bandwidth, a value from 1 to 100 percent for increasing bandwidth and from 0 to 99 percent for decreasing bandwidth
- \*—Indicates that the percentage can be repeated multiple times in a list in the command line

**Mode** Interface Configuration, Subinterface Configuration

**Release Information** Command introduced before JUNOS Release 7.1.0.

## mpls traffic-eng link-management timers periodic-flooding

---

**Description** Specifies the interval at which bandwidth values are flooded to the entire network. Configuring a value of 0 turns off flooding. The **no** version restores the default value, 180.

**Syntax** mpls traffic-eng link-management timers periodic-flooding *frequency*  
no mpls traffic-eng link-management timers periodic-flooding

- *frequency*—Interval in seconds, a value in the range 0–3600

**Mode** Global Configuration

**Release Information** Command introduced before JUNOS Release 7.1.0.

## mpls traffic-eng multicast-intact

---

**Description** Enables a multicast network and MPLS traffic engineering (TE) network to interoperate on a router running OSPF. The **no** version disables interoperability between multicast protocols and MPLS-TE.

**Syntax** [ no ] mpls traffic-eng multicast-intact

**Mode** Router Configuration

**Release Information** Command introduced in JUNOS Release 7.1.0.

## mpls traffic-eng router-id

---

**Description** Specifies a stable interface to be used as a router ID for MPLS traffic engineering with IS-IS or OSPF, typically a loopback interface. The interface acts as the destination node for tunnels originating at other nodes. The **no** version removes the interface as a router ID.

**Syntax** [ no ] mpls traffic-eng router-id *interfaceType interfaceSpecifier*

- *interfaceType*—Interface type; see *Interface Types and Specifiers* in *About This Guide*
- *interfaceSpecifier*—Particular interface; format varies according to interface type; see *Interface Types and Specifiers* in *About This Guide*

**Mode** Router Configuration

**Release Information** Command introduced before JUNOS Release 7.1.0.

## mpls tunnel-model

---

**Description** Specifies whether MPLS employs the pipe or uniform tunnel model for differentiated services. The **no** version restores the default, the pipe model.

**Syntax** mpls tunnel-model { pipe | uniform }  
no mpls tunnel-model

- pipe-model—Specifies that the pipe model is followed
- uniform-model—Specifies that the uniform model is followed

**Mode** Global Configuration

**Release Information** Command introduced before JUNOS Release 7.1.0.



## mpls tunnels profile

---

**Description** Creates or disables a tunnel profile for MPLS. The **no mpls tunnels profile** version deletes the tunnel profile. The **no mpls tunnels profile disable** version reenables tunnels previously disabled.

**Syntax** [ no ] mpls tunnels profile *profileName* [ disable ]

- *profileName*—Name of a tunnel configuration profile used for MPLS tunnels
- **disable**—Disables all tunnels associated with the profile

**Mode** Global Configuration

**Release Information** Command introduced before JUNOS Release 7.1.0.

## mrout port admission-bandwidth-limit

---

**Description** Configures a limit on the admission bandwidth of outgoing interfaces (OIFs) containing IPv4 or IPv6 mroutes, across different virtual routers, on a port. The **no** version removes any OIF admission bandwidth limits.

**Syntax** mrout port *portNumber* admission-bandwidth-limit *limitValue*  
[ priority-bandwidth-limit *priorityBandwidthValue* ] [ hysteresis *hysteresisValue* ]  
**no** mrout port *portNumber* admission-bandwidth-limit

- *portNumber*—Port number in the form *slot/port*.
- *limitValue*—Limit on the admission bandwidth (in bits per second) of outgoing interfaces containing IPv4 or IPv6 mroutes, across different virtual routers, on a port. The default is no limit.
- *priorityBandwidthValue*— Minimum value of admitted priority bandwidth in bps. The default is no limit.
- *hysteresisValue*—Minimum priority bandwidth limit before the system evaluates mroutes and admits any blocked OIFs; in the range 0-100 percent.

**Mode** Global Configuration

**Release Information** Command introduced in JUNOS Release 7.1.0.  
**hysteresis** and **priority-bandwidth limit** keywords and *hysteresisValue* and *priorityBandwidthValue* variables added in JUNOS Release 8.2.0.

## mroute port limit

---

|                            |                                                                                                                                                                                                                                                                                                                                                                                                        |
|----------------------------|--------------------------------------------------------------------------------------------------------------------------------------------------------------------------------------------------------------------------------------------------------------------------------------------------------------------------------------------------------------------------------------------------------|
| <b>Description</b>         | Configures a limit on the number of outgoing interfaces (OIFs) containing IPv4 or IPv6 mroutes, across different virtual routers, on a port. The <b>no</b> version removes any OIF port limits.                                                                                                                                                                                                        |
| <b>Syntax</b>              | <pre>mroute port <i>portNumber</i> limit <i>limitValue</i> no mroute port <i>portNumber</i> limit</pre> <ul style="list-style-type: none"> <li>■ <i>portNumber</i>—Port number in the form <i>slot/port</i>.</li> <li>■ <i>limitValue</i>—Limit on the number of outgoing interfaces containing IPv4 or IPv6 mroutes, across different virtual routers, on a port. The default is no limit.</li> </ul> |
| <b>Mode</b>                | Global Configuration                                                                                                                                                                                                                                                                                                                                                                                   |
| <b>Release Information</b> | Command introduced before JUNOS Release 7.1.0.                                                                                                                                                                                                                                                                                                                                                         |

## mru

---

|                            |                                                                                                                                                                                                                                                                                                                                                                                                                                       |
|----------------------------|---------------------------------------------------------------------------------------------------------------------------------------------------------------------------------------------------------------------------------------------------------------------------------------------------------------------------------------------------------------------------------------------------------------------------------------|
| <b>Description</b>         | Sets the maximum allowable size in bytes of the maximum receive unit for interfaces on cOCx/STMx, COCX-F3, CT3, and POS modules. The <b>no</b> version restores the default value, which varies according to module type.                                                                                                                                                                                                             |
| <b>Syntax</b>              | <pre>mru <i>mruSize</i> no mru</pre> <ul style="list-style-type: none"> <li>■ <i>mruSize</i>—Maximum allowable size of the MRU; default and range varies with module type: <ul style="list-style-type: none"> <li>■ Interfaces on cOCx/STMx, CT3, and COCX-F3 modules—Number in the range 4–9996; default value is 1600</li> <li>■ Interfaces on POS modules—Number in the range 1–9996; default value is 4470</li> </ul> </li> </ul> |
| <b>Mode</b>                | Interface Configuration                                                                                                                                                                                                                                                                                                                                                                                                               |
| <b>Release Information</b> | Command introduced before JUNOS Release 7.1.0.                                                                                                                                                                                                                                                                                                                                                                                        |

## mtrace

---

|                            |                                                                                                                                                                                                                                                                                                                                                                                                                                                                                                                                                                                                                                                                                                                                                                                                                                                                                                                                        |
|----------------------------|----------------------------------------------------------------------------------------------------------------------------------------------------------------------------------------------------------------------------------------------------------------------------------------------------------------------------------------------------------------------------------------------------------------------------------------------------------------------------------------------------------------------------------------------------------------------------------------------------------------------------------------------------------------------------------------------------------------------------------------------------------------------------------------------------------------------------------------------------------------------------------------------------------------------------------------|
| <b>Description</b>         | Discovers the routes that multicast packets follow when travelling to their destinations. There is no <b>no</b> version.                                                                                                                                                                                                                                                                                                                                                                                                                                                                                                                                                                                                                                                                                                                                                                                                               |
| <b>Syntax</b>              | <pre>mtrace sourceAddress [ destinationAddress [ groupAddress [ responseAddress ] ] ]<br/>[ maxHops ] [ detailed ]</pre> <ul style="list-style-type: none"><li>■ <i>sourceAddress</i>—DNS name or unicast IP address of the multicast-capable device at the beginning of the path.</li><li>■ <i>destinationAddress</i>—DNS name or unicast address of the device at the end of the path. The default destination is the router from which you type the command.</li><li>■ <i>groupAddress</i>—DNS name or multicast address of the group for which you want to trace routes. The default address is 224.2.0.1 (the group used for MBONE Audio).</li><li>■ <i>responseAddress</i>—IP address that receives the results of the trace</li><li>■ <i>maxHops</i>—Maximum number of hops allowed for the trace; default value is 64.</li><li>■ <i>detailed</i>—Provides a detailed description of the trace, rather than a summary</li></ul> |
| <b>Mode</b>                | Privileged Exec, User Exec                                                                                                                                                                                                                                                                                                                                                                                                                                                                                                                                                                                                                                                                                                                                                                                                                                                                                                             |
| <b>Release Information</b> | Command introduced before JUNOS Release 7.1.0.                                                                                                                                                                                                                                                                                                                                                                                                                                                                                                                                                                                                                                                                                                                                                                                                                                                                                         |

## mtu

---

|                            |                                                                                                                                                                                                                                                                                                                                                                                                                                                                                                                                                                                                                                                                                                     |
|----------------------------|-----------------------------------------------------------------------------------------------------------------------------------------------------------------------------------------------------------------------------------------------------------------------------------------------------------------------------------------------------------------------------------------------------------------------------------------------------------------------------------------------------------------------------------------------------------------------------------------------------------------------------------------------------------------------------------------------------|
| <b>Description</b>         | Sets the maximum allowable size in bytes of the maximum transmission unit for interfaces on COC <sub>x</sub> /STM <sub>x</sub> , CT3, COC <sub>X</sub> -F3, Ethernet, or POS modules. The <b>no</b> version restores the default value, which varies according to module type. This command is not available for the Ethernet interface on the SRP module.                                                                                                                                                                                                                                                                                                                                          |
| <b>Syntax</b>              | <pre>mtu mtuSize<br/>no mtu</pre> <ul style="list-style-type: none"><li>■ <i>mtuSize</i>—Maximum allowable size of the MTU; default and range varies with interface type:<ul style="list-style-type: none"><li>■ Interfaces on COC<sub>x</sub>/STM<sub>x</sub>, CT3, and COC<sub>X</sub>-F3 modules—Number in the range 4–9996; default value is 1600</li><li>■ Interfaces on Ethernet modules—Number in the range 64–9188, except on the FE-2 and FE-8 I/O modules, where the range is 64–9042; you cannot configure MTU on Ethernet interfaces on the SRP module; default value is 1518</li><li>■ Interfaces on POS modules—Number in the range 1–9996; default value is 4470</li></ul></li></ul> |
| <b>Mode</b>                | Interface Configuration                                                                                                                                                                                                                                                                                                                                                                                                                                                                                                                                                                                                                                                                             |
| <b>Release Information</b> | Command introduced before JUNOS Release 7.1.0.                                                                                                                                                                                                                                                                                                                                                                                                                                                                                                                                                                                                                                                      |

## multicast

---

- Description** Modifies the subscriber policy for the multicast protocol to define whether the subscriber (client) interfaces that belong to a bridge group or to a VPLS instance forward (permit) or filter (deny) multicast packets. The **no** version restores the default value, permit multicast packets.
- You cannot change the default subscriber policy values for trunk (server) interfaces that belong to a bridge group or to a VPLS instance. You also cannot change the default subscriber policy values for a VPLS virtual core interface, which acts as a trunk interface. The VPLS virtual core interface represents all of the MPLS tunnels from the router to the remote VPLS edge (VE) devices.
- Syntax** `multicast { permit | deny }`  
`no multicast`
- `permit`—Specifies that the subscriber interface associated with the bridge group or VPLS instance forwards multicast packets
  - `deny`—Specifies that the subscriber interface associated with the bridge group or VPLS instance filters multicast packets
- Mode** Subscriber Policy Configuration
- Release Information** Command introduced before JUNOS Release 7.1.0.

## multicast group port limit

---

- Description** Limits the number of IGMP or MLD groups that a port can accept. The **no** version restores the default situation, in which there is no limit to the number of IGMP or MLD groups the port can accept.
- Syntax** `multicast group port interfaceSpecifier limit groupLimit`  
`no multicast group port interfaceSpecifier limit`
- *interfaceSpecifier*—Particular interface; format varies according to interface type; see *Interface Types and Specifiers* in *About This Guide*
  - *groupLimit*—Maximum number of IGMP or MLD groups that an interface can accept in the range 0–64,000
- Mode** Global Configuration
- Release Information** Command introduced before JUNOS Release 7.1.0.

# Index

## Numerics

10-Gigabit Ethernet interface ..... xix

## A

### AAA commands

aaa accounting acct-stop on-aaa-failure ..... 1  
 aaa accounting acct-stop on-access-deny ..... 1  
 aaa accounting broadcast ..... 2  
 aaa accounting commands ..... 2  
 aaa accounting default ..... 3  
 aaa accounting duplication ..... 3  
 aaa accounting exec ..... 4  
 aaa accounting immediate-update ..... 4  
 aaa accounting interval ..... 5  
 aaa accounting statistics ..... 5  
 aaa accounting suppress null-username ..... 5  
 aaa accounting vr-group ..... 6  
 aaa authentication default ..... 6  
 aaa authentication enable default ..... 7  
 aaa authentication login ..... 7  
 aaa authorization ..... 8  
 aaa authorization config-commands ..... 8  
 aaa delimiter ..... 9  
 aaa dns ..... 9  
 aaa duplicate-address-check ..... 10  
 aaa intf-desc-format include ..... 11  
 aaa ipv6-dns ..... 11  
 aaa local database ..... 12  
 aaa local select database ..... 12  
 aaa local username ..... 12  
 aaa new-model ..... 13  
 aaa parse-direction ..... 13  
 aaa parse-order ..... 14  
 aaa qos downstream rate ..... 14  
 aaa route-download ..... 15  
 aaa route-download now ..... 15  
 aaa route-download suspend ..... 16  
 aaa service accounting interval ..... 16  
 aaa subscriber limit per-port ..... 16  
 aaa subscriber limit per-vr ..... 17  
 aaa timeout ..... 17  
 aaa tunnel assignment-id-format ..... 17  
 aaa tunnel calling-number-format ..... 18  
 aaa tunnel calling-number-format-fallback ..... 19  
 aaa tunnel client-name ..... 19

aaa tunnel ignore ..... 20  
 aaa tunnel nas-port-method ..... 20  
 aaa tunnel password ..... 20  
 aaa tunnel switch-profile ..... 21  
 aaa tunnel tx-connect-speed-method ..... 21  
 aaa tunnel-group ..... 19  
 aaa user accounting interval ..... 22  
 aaa virtual-router ..... 22  
 aaa wins ..... 23  
 accounting ..... 25  
 authorization ..... 91  
 baseline aaa ..... 97  
 baseline aaa route-download ..... 97  
 clear ip routes download ..... 180  
 login authentication ..... 522

### AAA domain map commands

aaa domain-map ..... 10  
 auth-router-name ..... 92  
 ip-router-name ..... 400  
 ipv6-local-interface ..... 432  
 local-interface ..... 512

### AAA profile commands

aaa profile ..... 14  
 allow ..... 51  
 deny ..... 226

### ANCP commands

clear l2c discovery-table ..... 186  
 clear l2c neighbor ..... 186  
 id ..... 295  
 l2c ..... 478  
 l2c end-user-id ..... 478  
 l2c ip listen ..... 479  
 l2c ip oif ..... 479  
 l2c line-configuration ..... 479  
 l2c max-branches ..... 480  
 l2c peer-attachment-id ..... 480  
 max-branches ..... 540  
 max-discovery-table-entries ..... 540

### APS/MSP commands

aps force ..... 53  
 aps group ..... 54  
 aps lockout ..... 54  
 aps manual ..... 54  
 aps protect ..... 55  
 aps revert ..... 55

|                                                  |       |                                              |        |
|--------------------------------------------------|-------|----------------------------------------------|--------|
| aps unidirectional.....                          | 55    | class-int.....                               | 159    |
| aps working.....                                 | 56    | class-vc.....                                | 159    |
| ARP commands                                     |       | ds3-scramble.....                            | 241    |
| arp.....                                         | 65    | e3-scramble.....                             | 244    |
| arp timeout.....                                 | 66    | encapsulation.....                           | 248    |
| clear arp.....                                   | 160   | inarp.....                                   | 300    |
| ip proxy-arp.....                                | 393   | interface atm.....                           | 303    |
| ATM 1483 subinterface.....                       | x, xv | ip atm-vc.....                               | 316    |
| ATM commands                                     |       | load-interval.....                           | 510    |
| atm.....                                         | 67    | loopback.....                                | 523    |
| atm aal5 description.....                        | 67    | map-group.....                               | 527    |
| atm aal5 shutdown.....                           | 68    | map-list.....                                | 527    |
| atm aal5 snmp trap link-status.....              | 68    | monitor atm vc.....                          | 557    |
| atm atm1483 advisory-rx-speed.....               | 68    | monitor atm vp.....                          | 557    |
| atm atm1483 auto-configure.....                  | 69    | ATM interface.....                           | ix, xv |
| atm atm1483 description.....                     | 69    | audience for documentation.....              | v      |
| atm atm1483 export-subinterface-description..... | 70    |                                              |        |
| atm atm1483 mtu.....                             | 70    | <b>B</b>                                     |        |
| atm atm1483 profile.....                         | 70    | BFD commands                                 |        |
| atm atm1483 shutdown.....                        | 71    | address bfd-liveness-detection.....          | 36     |
| atm atm1483 snmp trap link-status.....           | 71    | clear ipv6 bfd session.....                  | 181    |
| atm atm1483 subscriber.....                      | 72    | ip ospf bfd-liveness-detection.....          | 375    |
| atm auto-configuration.....                      | 72    | ip pim bfd-liveness-detection.....           | 380    |
| atm bulk-config.....                             | 73    | ip rip bfd-liveness-detection.....           | 395    |
| atm bulk-config modify.....                      | 74    | ip route.....                                | 397    |
| atm bulk-config shutdown.....                    | 74    | ipv6 ospf bfd-liveness-detection.....        | 449    |
| atm cac.....                                     | 75    | ipv6 pim bfd-liveness-detection.....         | 453    |
| atm cell-packing.....                            | 76    | isis bfd-liveness-detection.....             | 468    |
| atm class-vc.....                                | 77    | license bfd.....                             | 503    |
| atm clock internal.....                          | 78    | mpls rsvp bfd-liveness-detection.....        | 590    |
| atm description.....                             | 78    | BGP commands                                 |        |
| atm framing.....                                 | 79    | address-family.....                          | 39     |
| atm ilmi-enable.....                             | 79    | aggregate-address.....                       | 50     |
| atm ilmi-keepalive.....                          | 79    | auto-summary.....                            | 94     |
| atm lbo.....                                     | 80    | baseline ip bgp.....                         | 102    |
| atm mcpt-timers.....                             | 80    | bgp advertise-best-external-to-internal..... | 119    |
| atm oam.....                                     | 81    | bgp advertise-inactive.....                  | 119    |
| atm oam flush.....                               | 81    | bgp always-compare-med.....                  | 119    |
| atm oam loopback-location.....                   | 82    | bgp bestpath med confed.....                 | 120    |
| atm pvc.....                                     | 83    | bgp bestpath missing-as-worst.....           | 120    |
| atm shutdown.....                                | 85    | bgp client-to-client reflection.....         | 120    |
| atm snmp trap link-status.....                   | 85    | bgp cluster-id.....                          | 121    |
| atm sonet stm-1.....                             | 86    | bgp confederation identifier.....            | 121    |
| atm uni-version.....                             | 86    | bgp confederation peers.....                 | 122    |
| atm vc-per-vp.....                               | 86    | bgp dampening.....                           | 123    |
| atm vp-description.....                          | 87    | bgp default ipv4-unicast.....                | 123    |
| atm vp-tunnel.....                               | 88    | bgp default local-preference.....            | 124    |
| atm-vp qos-parameter.....                        | 87    | bgp default route-target filter.....         | 124    |
| atm-vp qos-profile.....                          | 88    | bgp enforce-first-as.....                    | 124    |
| auto-configure.....                              | 92    | bgp fast-external-fallover.....              | 125    |
| auto-configure atm1483.....                      | 93    | bgp graceful-restart.....                    | 125    |
| baseline atm vp interface.....                   | 97    | bgp graceful-restart                         |        |
| baseline interface atm.....                      | 102   | path-selection-defer-time-limit.....         | 125    |
| cbr.....                                         | 156   | bgp graceful-restart restart-time.....       | 126    |

- bgp graceful-restart stalepaths-time..... 126
- bgp log-neighbor-changes ..... 126
- bgp maxas-limit..... 127
- bgp redistribute-internal..... 127
- bgp router-id ..... 127
- bgp shutdown ..... 128
- bgp wait-on-end-of-rib ..... 128
- check-vpn-next-hops..... 157
- clear access-list ..... 160
- clear bgp ipv6 ..... 162
- clear bgp ipv6 dampening ..... 163
- clear bgp ipv6 dynamic-peers ..... 164
- clear bgp ipv6 redistribution ..... 164
- clear bgp ipv6 wait-end-of-rib..... 165
- clear ip bgp ..... 169
- clear ip bgp dampening..... 170
- clear ip bgp dynamic-peers..... 171
- clear ip bgp redistribution ..... 171
- clear ip bgp wait-end-of-rib ..... 172
- clear ip routes ..... 179
- clear ip tunnel-routes ..... 180
- clear ipv6 access-list ..... 181
- clear ipv6 routes..... 184
- clear ipv6 tunnel-routes..... 184
- debug ip bgp ..... 212
- debug ip mbgp ..... 214
- default-fields peer..... 221
- default-fields route ..... 222
- default-information originate ..... 223
- disable-dynamic-redistribute ..... 231
- distance bgp..... 234
- exit-address-family..... 262
- export map ..... 263
- external-paths ..... 264
- global export map ..... 282
- global import map..... 282
- import map ..... 299
- ip as-path access-list ..... 315
- ip bgp-community new-format ..... 317
- ip bgp-confed-as-set new-format..... 317
- ip community-list ..... 320
- ip extcommunity-list..... 335
- ip fallback global ..... 335
- ip route parent-router ..... 397
- ip route vrf ..... 397
- ip route-type ..... 399
- ip vrf ..... 411
- ip vrf forwarding ..... 412
- match as-path ..... 532
- match community..... 533
- match distance ..... 533
- match extcommunity ..... 534
- match ip address..... 534
- match ip next-hop..... 535
- match level..... 537
- match metric ..... 537
- match metric-type..... 538
- match mpls-label ..... 538
- match policy-list ..... 538
- match route-type ..... 539
- match tag ..... 540
- maximum routes..... 542
- maximum-paths ..... 541
- BGP/MPLS VPN commands
  - address-family ..... 39
  - bgp default route-target filter..... 124
  - bgp wait-on-end-of-rib ..... 128
  - check-vpn-next-hops..... 157
  - clear ip routes vrf ..... 179
  - clear ip tunnel-routes vrf ..... 180
  - clear ipv6 routes vrf ..... 184
  - clear ipv6 tunnel-routes vrf ..... 184
  - debug ip mbgp..... 214
  - default-information originate..... 223
  - domain-id ..... 237
  - domain-tag ..... 240
  - dont-install-routes..... 240
  - exit-address-family ..... 262
  - export map..... 263
  - global export map ..... 282
  - global import map..... 282
  - import map ..... 299
  - ip dynamic-interface-prefix..... 334
  - ip fallback global..... 335
  - ip mpls forwarding-mode label-switched ..... 365
  - ip route parent-router ..... 397
  - ip route vrf ..... 397
  - ip share-interface..... 403
  - ip share-nexthop ..... 403
  - ip vrf ..... 411
  - ip vrf forwarding..... 412
  - ipv6 share-interface ..... 466
  - match mpls-label ..... 538
  - mpls topology-driven-lsp ..... 598
  - neighbor activate ..... 128
  - maximum-paths ..... 541
  - maximum routes..... 542
- BGP/MPLS VPNs commands
  - external-paths ..... 264
- booting commands
  - boot backup ..... 129
  - boot config ..... 130
  - boot force-backup ..... 130
  - boot hotfix..... 131
  - boot revert-tolerance ..... 131
  - boot revert-tolerance never..... 131
  - boot subsystem ..... 132
  - boot system ..... 132

|                                                 |     |                                                  |     |
|-------------------------------------------------|-----|--------------------------------------------------|-----|
| check-disk .....                                | 157 | allow .....                                      | 51  |
| delete .....                                    | 225 | authorization change .....                       | 91  |
| flash-disk compare .....                        | 267 | auth-router-name .....                           | 92  |
| flash-disk duplicate .....                      | 267 | baseline aaa .....                               | 97  |
| flash-disk initialize .....                     | 268 | baseline aaa route-download .....                | 97  |
| flash-disk scan .....                           | 268 | baseline cops .....                              | 99  |
| mount .....                                     | 560 | baseline dhcp .....                              | 100 |
| B-RAS commands                                  |     | baseline local pool .....                        | 110 |
| aaa accounting acct-stop on-aaa-failure .....   | 1   | baseline radius .....                            | 114 |
| aaa accounting acct-stop on-access-deny .....   | 1   | baseline radius dynamic-request .....            | 115 |
| aaa accounting broadcast .....                  | 2   | baseline radius relay .....                      | 115 |
| aaa accounting commands .....                   | 2   | baseline ssc .....                               | 116 |
| aaa accounting default .....                    | 3   | baseline tacacs .....                            | 117 |
| aaa accounting duplication .....                | 3   | bridge1483 service-profile .....                 | 133 |
| aaa accounting exec .....                       | 4   | clear ip demux .....                             | 172 |
| aaa accounting immediate-update .....           | 4   | clear ip routes download .....                   | 180 |
| aaa accounting interval .....                   | 5   | deadtime .....                                   | 211 |
| aaa accounting statistics .....                 | 5   | deny .....                                       | 226 |
| aaa accounting suppress null-username .....     | 5   | dhcp delete-binding .....                        | 227 |
| aaa accounting vr-group .....                   | 6   | dhcp-external delete-binding .....               | 228 |
| aaa authentication default .....                | 6   | domain .....                                     | 236 |
| aaa delimiter .....                             | 9   | grace-period .....                               | 285 |
| aaa dns .....                                   | 9   | include circuit-identifier .....                 | 300 |
| aaa domain-map .....                            | 10  | include dhcp-option 82 .....                     | 300 |
| aaa duplicate-address-check .....               | 10  | include hostname .....                           | 301 |
| aaa intf-desc-format include .....              | 11  | include ip-address .....                         | 301 |
| aaa ipv6-dns .....                              | 11  | include mac-address .....                        | 301 |
| aaa local database .....                        | 12  | include virtual-router-name .....                | 301 |
| aaa local select database .....                 | 12  | ip address-pool .....                            | 313 |
| aaa local username .....                        | 12  | ip auto-configure ip-subscriber .....            | 316 |
| aaa parse-direction .....                       | 13  | ip auto-detect ip-subscriber .....               | 316 |
| aaa parse-order .....                           | 14  | ip dhcp-capture .....                            | 323 |
| aaa profile .....                               | 14  | ip dhcp-external auto-configure .....            | 323 |
| aaa qos downstream rate .....                   | 14  | ip dhcp-external disregard-giaddr-next-hop ..... | 323 |
| aaa route-download .....                        | 15  | ip dhcp-external server-address .....            | 324 |
| aaa route-download now .....                    | 15  | ip dhcp-external server-sync .....               | 324 |
| aaa route-download suspend .....                | 16  | ip dhcp-server .....                             | 328 |
| aaa service accounting interval .....           | 16  | ip inactivity-timer .....                        | 351 |
| aaa subscriber limit per-port .....             | 16  | ip local alias .....                             | 356 |
| aaa subscriber limit per-vr .....               | 17  | ip local pool .....                              | 357 |
| aaa timeout .....                               | 17  | ip local pool snmpTrap .....                     | 357 |
| aaa tunnel assignment-id-format .....           | 17  | ip local pool warning .....                      | 358 |
| aaa tunnel calling-number-format .....          | 18  | ip local shared-pool .....                       | 358 |
| aaa tunnel calling-number-format-fallback ..... | 19  | ip route-map ip-subscriber .....                 | 398 |
| aaa tunnel client-name .....                    | 19  | ip service-profile .....                         | 403 |
| aaa tunnel ignore .....                         | 20  | ip use-framed-routes ip-subscriber .....         | 410 |
| aaa tunnel nas-port-method .....                | 20  | ip-hint .....                                    | 339 |
| aaa tunnel password .....                       | 20  | ip-router-name .....                             | 400 |
| aaa user accounting interval .....              | 22  | ipv6-router-name .....                           | 463 |
| aaa virtual-router .....                        | 22  | key .....                                        | 477 |
| aaa wins .....                                  | 23  | l2tp rx-connect-speed-when-equal .....           | 491 |
| accounting .....                                | 25  | license b-ras .....                              | 504 |
| address .....                                   | 29  | logout subscribers .....                         | 522 |
| address-pool-name .....                         | 44  | loopback .....                                   | 523 |



- max-sessions .....545
- medium ipv4 .....548
- bridged Ethernet commands
  - bridge1483 mtu.....133
  - bridge1483 service-profile .....133
  - encapsulation bridge1483.....248
  - ip mac-validate .....359
- bridged IP commands
  - encapsulation bridge1483.....248
- bridging commands
  - arp.....65
  - baseline bridge .....98
  - baseline bridge interface .....98
  - bridge.....134
  - bridge acquire.....134
  - bridge address .....135
  - bridge aging-time .....136
  - bridge crb .....136
  - bridge learn.....138
  - bridge route .....139
  - bridge snmp-trap link-status .....139
  - bridge subscriber-policy .....140
  - bridge-group .....137
  - broadcast.....146
  - clear bridge .....165
  - clear bridge address.....166
  - clear bridge interface.....166
  - ip .....311
  - mpls .....561
  - multicast.....606
- C**
- Cisco HDLC commands
  - baseline hdlc interface.....101
  - encapsulation hdlc .....249
  - hdlc down-when-looped .....290
  - hdlc keepalive .....290
  - hdlc shutdown .....290
- CLI commands. *See* user interface commands
- CLNS commands
  - clns configuration-time.....190
  - clns holding-time.....190
  - clns host .....190
- cOCx/STMx commands
  - baseline line interface sonet .....110
  - baseline path interface sonet.....113
  - baseline section interface sonet .....115
  - controller sonet .....204
  - crc .....209
  - interface serial .....309
  - loopback .....523
  - mru .....604
  - mtu.....605
- cOCx/STMx commands and OCx/STMx commands
  - description .....227
- COCX-F3 commands
  - interface serial .....309
- conventions defined
  - icons.....vi
  - text and syntax.....vi
- CT3 commands
  - bert.....118
  - crc.....209
  - description .....227
  - equipment loopback .....252
  - idle-character .....295
  - invert data .....310
  - loopback .....523
  - mdl carrier.....546
  - mdl string .....546
  - mdl transmit .....547
  - mru.....604
  - mtu.....605
- customer support.....xxiv
- D**
- default commands vs. no commands .....vii
- deprecated commands .....viii
- DHCP commands
  - clear ip dhcp-local binding .....173
  - ip dhcp-capture.....323
  - ip dhcp-local auth domain.....324
  - ip dhcp-local auth include .....325
  - ip dhcp-local auth password .....325
  - ip dhcp-local auth user-prefix .....325
- DHCP local server commands
  - ip dhcp-local auto-configure
    - agent-circuit-identifier .....326
  - ip dhcp-local cable-modem .....326
  - ip dhcp-local snmp Traps .....327
  - link .....509
- DHCPv6 local server commands
  - ipv6 dhcpv6-local delegated-prefix .....430
  - ipv6 dhcpv6-local dns-domain-search .....430
  - ipv6 dhcpv6-local dns-server .....431
  - ipv6 dhcpv6-local prefix-lifetime .....431
- Diagnostic commands
  - diag .....228
- digital certificate commands
  - common-name .....199
  - country .....208
  - crl .....209
  - domain-name .....239
  - enrollment retry-limit .....251
  - enrollment retry-period .....252
  - enrollment url .....252
  - ike crl .....297

|                                             |       |                                            |        |
|---------------------------------------------|-------|--------------------------------------------|--------|
| ipsec ca authenticate .....                 | 416   | atm pvc .....                              | 83     |
| ipsec ca enroll .....                       | 416   | auto-configure .....                       | 92     |
| ipsec ca identity .....                     | 417   | auto-configure atm1483 .....               | 93     |
| ipsec certificate-database refresh .....    | 417   | auto-configure vlan .....                  | 93     |
| ipsec certificate-request generate .....    | 417   |                                            |        |
| ipsec cri .....                             | 418   | <b>E</b>                                   |        |
| ipsec identity .....                        | 419   | E120 routers .....                         | vi, xx |
| ipsec key generate .....                    | 420   | interface types and specifiers .....       | xv     |
| ipsec key pubkey-chain rsa .....            | 422   | E3 commands                                |        |
| ipsec key zeroize .....                     | 422   | atm framing .....                          | 79     |
| issuer-identifier .....                     | 475   | clock source .....                         | 191    |
| key-string .....                            | 478   | controller e3 .....                        | 204    |
| DNS commands                                |       | crc .....                                  | 209    |
| ip domain-lookup .....                      | 329   | description .....                          | 227    |
| ip domain-name .....                        | 330   | framing .....                              | 280    |
| ip name-server .....                        | 368   | load-interval .....                        | 510    |
| documentation set, E-series and JUNOS ..... | xx    | loopback .....                             | 523    |
| comments on .....                           | xxiii | mru .....                                  | 604    |
| obtaining .....                             | xxiii | mtu .....                                  | 605    |
| DoS protection group commands               |       | E320 routers .....                         | vi, xx |
| atm dos-protection-group .....              | 78    | interface types and specifiers .....       | xv     |
| bridge1483 dos-protection-group .....       | 133   | ERX-14xx models .....                      | vi     |
| dos-protection-group .....                  | 240   | interface types and specifiers .....       | ix     |
| ethernet dos-protection-group .....         | 253   | ERX-310 router .....                       | vi     |
| frame-relay dos-protection-group .....      | 274   | interface types and specifiers .....       | ix     |
| hdlc dos-protection-group .....             | 290   | ERX-7xx models .....                       | vi     |
| ip dos-protection-group .....               | 330   | interface types and specifiers .....       | ix     |
| ipv6 dos-protection-group .....             | 431   | E-series and JUNOS documentation set ..... | xx     |
| lag dos-protection-group .....              | 502   | comments on .....                          | xxiii  |
| DVMRP commands                              |       | obtaining .....                            | xxiii  |
| baseline ip dvmrp .....                     | 103   | E-series router models .....               | vi     |
| clear ip dvmrp routes .....                 | 173   | Ethernet commands                          |        |
| disable .....                               | 230   | baseline interface fastEthernet .....      | 102    |
| disable-dynamic-redistribute .....          | 231   | baseline interface gigabitEthernet .....   | 102    |
| dvmrp destination profile .....             | 243   | duplex .....                               | 243    |
| ip dvmrp .....                              | 330   | ethernet description .....                 | 253    |
| ip dvmrp accept-filter .....                | 331   | interface fastEthernet .....               | 304    |
| ip dvmrp announce-filter .....              | 331   | interface gigabitEthernet .....            | 305    |
| ip dvmrp auto-summary .....                 | 331   | interface lag .....                        | 306    |
| ip dvmrp disable .....                      | 332   | interface tenGigabitEthernet .....         | 309    |
| ip dvmrp metric-offset .....                | 332   | ip mac-validate .....                      | 359    |
| ip dvmrp routehog-notification .....        | 332   | lacp .....                                 | 501    |
| ip dvmrp route-limit .....                  | 333   | lacp port-priority .....                   | 502    |
| ip dvmrp summary-address .....              | 333   | member-interface .....                     | 549    |
| ip dvmrp unicast-routing .....              | 334   | monitor vlan interface .....               | 558    |
| dynamic interface commands                  |       | mtu .....                                  | 605    |
| atm atm1483 advisory-rx-speed .....         | 68    | Event Manager commands                     |        |
| atm atm1483 auto-configure .....            | 69    | boolean-test .....                         | 129    |
| atm atm1483 description .....               | 69    | existence-test .....                       | 261    |
| atm atm1483 profile .....                   | 70    |                                            |        |
| atm atm1483 subscriber .....                | 72    | <b>F</b>                                   |        |
| atm bulk-config .....                       | 73    | Fast Ethernet commands                     |        |
| atm bulk-config modify .....                | 74    | load-interval .....                        | 510    |
| atm bulk-config shutdown .....              | 74    | Fast Ethernet interface .....              | x, xvi |

- file management commands
  - copy ..... 206
  - copy running-configuration ..... 207
  - copy running-configuration
    - startup-configuration ..... 207
  - copy startup-configuration ..... 208
  - host ..... 293
  - hotfix activate ..... 294
- filtering show commands ..... viii
- firewall commands
  - baseline ip inspection global ..... 104
  - baseline ip inspection name ..... 105
  - ip inspect alert-off ..... 351
  - ip inspect audit-trail ..... 351
  - ip inspect dns-timeout ..... 352
  - ip inspect icmp idle-timeout ..... 352
  - ip inspect max-incomplete ..... 352
  - ip inspect name ..... 353
  - ip inspect one-minute ..... 354
  - ip inspect tcp ..... 354
  - ip inspect tcp max-incomplete host ..... 355
  - ip inspect udp idle-timeout ..... 355
  - ip inspection ..... 355
  - license firewall maximum-virtual-routers ..... 504
- flow statistics commands
  - cache entries ..... 155
  - cache timeout ..... 155
  - enabled ..... 245
  - export destination ..... 263
  - export source ..... 263
  - ip flow statistics ..... 338
  - ip flow-aggregation cache ..... 336
  - ip flow-cache entries ..... 336
  - ip flow-cache timeout ..... 337
  - ip flow-export ..... 337
  - ip flow-sampling-mode packet-interval ..... 338
  - mask destination ..... 531
  - mask source ..... 531
- Frame Relay commands
  - baseline frame-relay interface ..... 100
  - encapsulation frame-relay ietf ..... 249
  - frame-relay class ..... 272
  - frame-relay description ..... 273
  - frame-relay fragment ..... 274
  - frame-relay interface-dlci ietf ..... 275
  - frame-relay intf-type ..... 275
  - frame-relay keepalive ..... 276
  - frame-relay lmi-n391dte ..... 276
  - frame-relay lmi-n392dce ..... 276
  - frame-relay lmi-n392dte ..... 277
  - frame-relay lmi-n393dce ..... 277
  - frame-relay lmi-n393dte ..... 277
  - frame-relay lmi-t391dte ..... 278
  - frame-relay lmi-t392dce ..... 278
- frame-relay lmi-type ..... 279
- map-class frame-relay ..... 526
- FTP client commands
  - ip ftp source-address ..... 338
  - ip ftp source-interface ..... 339
- FTP server commands
  - delete ..... 225
  - ftp-server enable ..... 281
- G**
- GE port redundancy commands
  - link failover force ..... 509
  - link failover timeout ..... 509
  - link selection ..... 510
- Gigabit Ethernet interface ..... xi, xvi
- GRE commands
  - gre destination profile ..... 285
  - gre-tunnel classifier-list ..... 286
  - gre-tunnel policy ..... 287
  - gre-tunnel policy-list ..... 287
- H**
- HDLC commands, Cisco
  - baseline hdlc interface ..... 101
  - encapsulation hdlc ..... 249
  - hdlc down-when-looped ..... 290
  - hdlc keepalive ..... 290
  - hdlc shutdown ..... 290
- HTTP local server commands
  - baseline ip http ..... 104
  - ip http ..... 339
  - ip http access-class ..... 340
  - ip http max-connection-time ..... 340
  - ip http port ..... 340
  - ip http redirectUrl ..... 341
  - ip http same-host-limit ..... 341
  - ip http server ..... 341
- I**
- ICMP commands
  - ip icmp update-source ..... 342
- icons defined, notice ..... vi
- IEEE 802.3ad link aggregation group interface ..... xi, xvi
- IGMP commands
  - baseline ip igmp ..... 104
  - baseline ip igmp-proxy interface ..... 104
  - igmp disable ..... 296
  - igmp promiscuous ..... 296
  - ip igmp ..... 342
  - ip igmp access-group ..... 342
  - ip igmp access-source-group ..... 343
  - ip igmp apply-oif-map ..... 343
  - ip igmp explicit-tracking ..... 343
  - ip igmp group limit ..... 344

|                                                 |     |                                       |     |
|-------------------------------------------------|-----|---------------------------------------|-----|
| ip igmp immediate-leave .....                   | 344 | ip share-nexthop .....                | 403 |
| ip igmp last-member query-interval .....        | 344 | ip shutdown .....                     | 404 |
| ip igmp oif-map .....                           | 345 | ip tcp adjust-mss .....               | 409 |
| ip igmp promiscuous .....                       | 345 | ipv6 description .....                | 430 |
| ip igmp querier .....                           | 347 | ipv6 share-interface .....            | 466 |
| ip igmp querier-timeout .....                   | 347 | interface types and specifiers .....  | ix  |
| ip igmp query-interval .....                    | 347 | E120 routers .....                    | xv  |
| ip igmp query-max-response-time .....           | 348 | E320 routers .....                    | xv  |
| ip igmp robustness .....                        | 348 | ERX-14xx models .....                 | ix  |
| ip igmp static-exclude .....                    | 349 | ERX-310 routers .....                 | ix  |
| ip igmp static-group .....                      | 349 | ERX-7xx models .....                  | ix  |
| ip igmp static-include .....                    | 350 | IP commands .....                     |     |
| ip igmp version .....                           | 350 | arp .....                             | 65  |
| ipv6 mld apply-oif-map .....                    | 434 | arp timeout .....                     | 66  |
| mcast group port limit .....                    | 606 | baseline ip .....                     | 102 |
| show ip igmp ssm-map enable .....               | 348 | baseline ip tunnel-reassembly .....   | 106 |
| show ip igmp ssm-map static .....               | 349 | baseline ip udp .....                 | 107 |
| See also IGMP proxy commands                    |     | baseline ip vrrp .....                | 107 |
| IGMP proxy commands                             |     | baseline show-delta-counts .....      | 116 |
| ip igmp-proxy .....                             | 346 | baseline tcp .....                    | 117 |
| ip igmp-proxy unsolicited-report-interval ..... | 346 | clear access-list .....               | 160 |
| ip igmp-proxy V1-router-present-time .....      | 346 | clear arp .....                       | 160 |
| IKE commands                                    |     | clear ip ospf database .....          | 176 |
| ike local-identity .....                        | 297 | clear ip ospf neighbor .....          | 176 |
| ike peer-identity .....                         | 299 | clear ip prefix-list .....            | 178 |
| ike peer-identity distinguished-name .....      | 298 | clear ip prefix-tree .....            | 178 |
| ike peer-identity domain-name .....             | 298 | clear ip rip dynamic-interfaces ..... | 179 |
| ike peer-identity ip address .....              | 298 | clear ip rip redistribution .....     | 179 |
| interface commands                              |     | clear ip routes .....                 | 179 |
| baseline interface serial .....                 | 102 | clear ip tunnel-routes .....          | 180 |
| baseline ip interface .....                     | 105 | clear ipv6 access-list .....          | 181 |
| baseline ipv6 interface .....                   | 108 | distance .....                        | 233 |
| clear ip interface .....                        | 174 | forwarding-table route-holddown ..... | 272 |
| clear ipv6 interface .....                      | 181 | ip access-route table-map .....       | 311 |
| clear ipv6 neighbors .....                      | 182 | ip access-routes .....                | 311 |
| description .....                               | 227 | ip address .....                      | 312 |
| interface .....                                 | 303 | ip address-pool .....                 | 313 |
| interface ip .....                              | 305 | ip alwaysup .....                     | 314 |
| interface ipv6 .....                            | 306 | ip analyzer .....                     | 314 |
| interface loopback .....                        | 307 | ip as-path access-list .....          | 315 |
| interface mframe-relay .....                    | 307 | ip auto-configure ip-subscriber ..... | 316 |
| interface mppp .....                            | 308 | ip auto-detect ip-subscriber .....    | 316 |
| interface null .....                            | 308 | ip broadcast-address .....            | 317 |
| interface pos .....                             | 308 | ip community-list .....               | 320 |
| interface serial .....                          | 309 | ip debounce-time .....                | 321 |
| interface tunnel .....                          | 310 | ip demux-type da-prefix .....         | 321 |
| ip address .....                                | 312 | ip description .....                  | 322 |
| ip alwaysup .....                               | 314 | ip destination-prefix .....           | 322 |
| ip broadcast-address .....                      | 317 | ip dhcp-capture .....                 | 323 |
| ip debounce-time .....                          | 321 | ip dhcp-external auto-configure ..... | 323 |
| ip description .....                            | 322 | ip dhcp-external server-address ..... | 324 |
| ip dynamic-interface-prefix .....               | 334 | ip dhcp-external server-sync .....    | 324 |
| ip redirects .....                              | 393 | ip dhcp-server .....                  | 328 |
| ip share-interface .....                        | 403 | ip directed-broadcast .....           | 329 |

- ip disable-forwarding ..... 329
- ip explicit-path. *See* MPLS commands:
  - mpls explicit-path
- ip extcommunity-list ..... 335
- ip hint ..... 339
- ip ignore-df-bit ..... 350
- ip inactivity-timer ..... 351
- ip initial-sequence-preference ..... 351
- ip interface. *See* *Command Reference Guide N to Z*,  
IP commands: no ip interface
- ip irdp ..... 356
- ip local alias ..... 356
- ip local pool ..... 357
- ip local pool snmpTrap ..... 357
- ip local pool warning ..... 358
- ip local shared-pool ..... 358
- ip mac-validate ..... 359
- ip mask-reply ..... 359
- ip mirror ..... 360
- ip mtu ..... 365
- ip multipath round-robin ..... 367
- ip prefix-list ..... 391
- ip prefix-tree ..... 392
- ip proxy-arp ..... 393
- ip redirects ..... 393
- ip refresh-route ..... 393
- ip rip commands. *See* RIP commands
- ip route ..... 397
- ip route-map ip-subscriber ..... 398
- ip router-id ..... 399
- ip rsvp bandwidth. *See* MPLS commands:
  - mpls bandwidth
- ip rsvp signalling hello graceful-restart
  - recovery-time. *See* MPLS commands:
    - mpls rsvp signalling hello graceful-restart  
recovery-time
- ip rsvp signalling hello graceful-restart restart-time.  
*See* MPLS commands:
  - mpls rsvp signalling hello graceful-restart  
restart-time
- ip rsvp signalling hello graceful-restart. *See* MPLS  
commands:
  - mpls rsvp signalling hello graceful-restart
- ip rsvp signalling hello. *See* MPLS commands:
  - mpls rsvp signalling hello
- ip rsvp signalling node-hello. *See* MPLS commands:
  - mpls rsvp signalling node-hello
- ip sa-validate ..... 402
- ip sa-validate trap-enable ..... 402
- ip shutdown ..... 404
- ip source-prefix ..... 404
- ip source-route ..... 404
- ip speed ..... 405
- ip ssh. *See* SSH commands
- ip static-route table-map ..... 408
- ip tcp adjust-mss ..... 409
- ip ttl ..... 409
- ip tunnel reassembly ..... 410
- ip unnumbered ..... 410
- ip unreachable ..... 410
- ip virtual-router ..... 411
- ip vrrp ..... 412
- ip vrrp accept-data ..... 413
- ip vrrp advertise-interval ..... 413
- ip vrrp authentication-key ..... 414
- ip vrrp authentication-type ..... 414
- ip vrrp enable ..... 414
- ip vrrp preempt ..... 415
- ip vrrp priority ..... 415
- ip vrrp track ..... 415
- ip vrrp virtual-address ..... 416
- IP multicast commands
  - ip block-multicast-sources ..... 317
  - ip multicast admission-bandwidth-limit ..... 365
  - ip multicast-routing ..... 366
  - ip multicast-routing bandwidth-map ..... 366
  - ip multicast-routing disable-rpf-check ..... 367
  - ip multicast-routing permanent-mroute ..... 367
  - ip rpf-route ..... 401
  - ipv6 multicast admission-bandwidth-limit ..... 441
  - ipv6 multicast-routing bandwidth-map ..... 442
  - mtrace ..... 605
- ip pim commands
  - ip pim sparse-mode graceful-restart-duration ..... 386
- IP TCP commands. *See* TCP commands
- IPSec commands
  - aggressive-mode ..... 51
  - authentication ..... 89
  - encryption ..... 251
  - group ..... 288
  - hash ..... 289
  - ip address virtual-router ..... 313
  - ipsec ca authenticate ..... 416
  - ipsec ca enroll ..... 416
  - ipsec ca identity ..... 417
  - ipsec certificate-database refresh ..... 417
  - ipsec certificate-request generate ..... 417
  - ipsec clear sa ..... 418
  - ipsec crl ..... 418
  - ipsec identity ..... 419
  - ipsec ike-policy-rule ..... 419
  - ipsec isakmp-policy-rule ..... 420
  - ipsec key generate ..... 420
  - ipsec key manual pre-share ..... 421
  - ipsec key pubkey-chain rsa ..... 422
  - ipsec key zeroize ..... 422
  - ipsec lifetime ..... 423
  - ipsec local-endpoint ..... 423

|                                      |     |                                                |     |
|--------------------------------------|-----|------------------------------------------------|-----|
| ipsec option dpd.....                | 423 | ipv6 multicast-routing disable-rpf-check ..... | 442 |
| ipsec option nat-t .....             | 424 | ipv6 multicast-routing permanent-mroute.....   | 443 |
| ipsec option tx-invalid-cookie.....  | 424 | ipv6 rpf-route.....                            | 465 |
| ipsec transform-set .....            | 424 | IPv6 neighbor discovery commands               |     |
| ipsec transport profile .....        | 425 | ipv6 nd .....                                  | 443 |
| ipsec tunnel profile .....           | 425 | ipv6 nd active-solicitations.....              | 443 |
| key .....                            | 477 | ipv6 nd dad attempts .....                     | 444 |
| key-string .....                     | 478 | ipv6 nd managed-config-flag.....               | 444 |
| license ipsec-tunnels.....           | 504 | ipv6 nd ns-interval.....                       | 444 |
| license l2tp-session .....           | 505 | ipv6 nd other-config-flag.....                 | 445 |
| lifetime .....                       | 507 | ipv6 nd prefix-advertisement .....             | 445 |
| masked-key.....                      | 531 | ipv6 nd proxy .....                            | 446 |
| IPSec identity commands              |     | ipv6 nd ra-interval.....                       | 446 |
| common-name .....                    | 199 | ipv6 nd ra-lifetime.....                       | 446 |
| country .....                        | 208 | ipv6 nd reachable-time.....                    | 447 |
| domain-name .....                    | 239 | ipv6 nd suppress-ra .....                      | 447 |
| IPSec transport profile commands     |     | ipv6 nd suppress-ra-source-link-layer .....    | 447 |
| application .....                    | 52  | IS-IS commands                                 |     |
| enable ipsec transport .....         | 245 | area-authentication .....                      | 56  |
| ipsec transport profile .....        | 425 | area-authentication-key .....                  | 57  |
| lifetime .....                       | 507 | area-message-digest-key .....                  | 58  |
| local ip address.....                | 513 | baseline clns .....                            | 99  |
| IPSec tunnel commands                |     | clear ip isis redistribution .....             | 174 |
| domain-suffix .....                  | 239 | clear isis adjacency .....                     | 185 |
| local ip identity.....               | 514 | clear isis database .....                      | 185 |
| local ip network.....                | 515 | clear isis ipv6 redistribution.....            | 185 |
| IPSec tunnel profile commands        |     | clns configuration-time.....                   | 190 |
| ipsec tunnel profile .....           | 425 | clns holding-time.....                         | 190 |
| IPv6 commands                        |     | clns host .....                                | 190 |
| baseline ipv6 tcp .....              | 109 | debug isis .....                               | 220 |
| clear bgp ipv6 .....                 | 162 | default-information originate.....             | 223 |
| clear bgp ipv6 dampening.....        | 163 | disable-dynamic-redistribute .....             | 231 |
| clear bgp ipv6 redistribution .....  | 164 | distance ip.....                               | 234 |
| clear bgp ipv6 wait-end-of-rib ..... | 165 | distribute-domain-wide .....                   | 234 |
| clear ipv6 prefix-list .....         | 184 | domain-authentication .....                    | 236 |
| clear ipv6 routes.....               | 184 | domain-authentication-key .....                | 237 |
| clear ipv6 tunnel-routes.....        | 184 | domain-message-digest-key.....                 | 238 |
| ipv6.....                            | 426 | full-spf-always .....                          | 281 |
| ipv6 access-route table-map .....    | 427 | ignore-lsp-errors .....                        | 296 |
| ipv6 address .....                   | 427 | ip router isis .....                           | 400 |
| ipv6 description .....               | 430 | ip route-type .....                            | 399 |
| ipv6 enable .....                    | 432 | ipv6 router isis.....                          | 462 |
| ipv6 hop-limit .....                 | 432 | isis authentication-key.....                   | 468 |
| ipv6 mtu.....                        | 441 | isis bfd-liveness-detection .....              | 468 |
| ipv6 neighbor .....                  | 448 | isis circuit-type.....                         | 469 |
| ipv6 route.....                      | 462 | isis csnp-interval.....                        | 469 |
| ipv6 sa-validate .....               | 465 | isis hello-interval .....                      | 470 |
| ipv6 static-route table-map .....    | 466 | isis hello-multiplier.....                     | 470 |
| ipv6 unnumbered .....                | 467 | isis lsp-interval.....                         | 471 |
| ipv6 virtual-router .....            | 467 | isis mesh-group .....                          | 471 |
| license ipv6 .....                   | 505 | isis message-digest-key .....                  | 472 |
| IPv6 multicast commands              |     | isis metric.....                               | 473 |
| ipv6 block-multicast-sources .....   | 428 | isis network point-to-point .....              | 473 |
| ipv6 multicast-routing .....         | 442 | isis priority .....                            | 473 |

|                                        |     |
|----------------------------------------|-----|
| isis retransmit-interval.....          | 474 |
| isis retransmit-throttle-interval..... | 474 |
| isis tag.....                          | 474 |
| is-type.....                           | 476 |
| log-adjacency-changes.....             | 516 |
| lsp-gen-interval.....                  | 524 |
| lsp-mtu.....                           | 525 |
| lsp-refresh-interval.....              | 525 |
| maximum-paths.....                     | 541 |
| max-lsp-lifetime.....                  | 544 |
| metric.....                            | 551 |
| metric-style narrow.....               | 551 |
| metric-style transition.....           | 552 |
| metric-style wide.....                 | 552 |
| mpls ldp autoconfig.....               | 569 |
| mpls ldp igp sync holddown.....        | 572 |
| mpls ldp sync.....                     | 577 |
| mpls spf-use-any-best-path.....        | 596 |
| mpls traffic-eng.....                  | 599 |
| mpls traffic-eng router-id.....        | 602 |

**J**

## J-Flow commands

|                          |     |
|--------------------------|-----|
| clear ip flow stats..... | 173 |
|--------------------------|-----|

|                        |      |
|------------------------|------|
| JUNOS software CD..... | xxii |
|------------------------|------|

**L**

## L2TP commands

|                                                |     |
|------------------------------------------------|-----|
| aaa tunnel assignment-id-format.....           | 17  |
| aaa tunnel calling-number-format.....          | 18  |
| aaa tunnel calling-number-format-fallback..... | 19  |
| aaa tunnel switch-profile.....                 | 21  |
| aaa tunnel tx-connect-speed-method.....        | 21  |
| aaa tunnel-group.....                          | 19  |
| address.....                                   | 29  |
| avp.....                                       | 95  |
| bundled-group-id.....                          | 153 |
| bundled-group-id-overrides-mlppp-ed.....       | 154 |
| client-name.....                               | 189 |
| default-upper-type mlppp.....                  | 225 |
| disable proxy lcp.....                         | 231 |
| disconnect-cause.....                          | 232 |
| enable ipsec-transport.....                    | 245 |
| enable proxy authenticate.....                 | 246 |
| failover-resync.....                           | 266 |
| identification.....                            | 295 |
| l2tp checksum.....                             | 481 |
| l2tp destination lockout-test.....             | 481 |
| l2tp destination lockout-timeout.....          | 482 |
| l2tp destination profile.....                  | 482 |
| l2tp destruct-timeout.....                     | 483 |
| l2tp dial-out connecting-timer-value.....      | 483 |
| l2tp dial-out dormant-timer-value.....         | 483 |
| l2tp dial-out max-buffered-triggers.....       | 484 |

|                                          |     |
|------------------------------------------|-----|
| l2tp dial-out session delete.....        | 484 |
| l2tp dial-out session reset.....         | 484 |
| l2tp dial-out target.....                | 485 |
| l2tp disable calling-number-avp.....     | 485 |
| l2tp disable challenge.....              | 485 |
| l2tp disconnect-cause.....               | 486 |
| l2tp drain.....                          | 486 |
| l2tp drain destination.....              | 486 |
| l2tp drain tunnel.....                   | 487 |
| l2tp failover-resync.....                | 487 |
| l2tp fail-over-within-preference.....    | 488 |
| l2tp ignore-receive-data-sequencing..... | 488 |
| l2tp ignore-transmit-address-change..... | 488 |
| l2tp reject-transmit-address-change..... | 491 |
| l2tp retransmission.....                 | 491 |
| l2tp shutdown.....                       | 492 |
| l2tp shutdown destination.....           | 492 |
| l2tp shutdown session.....               | 492 |
| l2tp shutdown tunnel.....                | 493 |
| l2tp switch-profile.....                 | 493 |
| l2tp tunnel default-receive-window.....  | 494 |
| l2tp tunnel idle-timeout.....            | 494 |
| l2tp tunnel short-drain-timeout.....     | 494 |
| l2tp tunnel test.....                    | 495 |
| l2tp tunnel-switching.....               | 495 |
| l2tp unlock destination.....             | 495 |
| l2tp unlock-test destination.....        | 496 |
| l2tp weighted-load-balancing.....        | 496 |
| local host.....                          | 512 |
| local ip address.....                    | 513 |
| max-sessions.....                        | 545 |
| medium ipv4.....                         | 548 |

## L2VPN commands

|                                         |     |
|-----------------------------------------|-----|
| address-family.....                     | 39  |
| clear ip bgp.....                       | 169 |
| clear ip bgp dampening.....             | 170 |
| clear ip bgp wait-end-of-rib.....       | 172 |
| l2vpn control-word.....                 | 496 |
| l2vpn encapsulation-type.....           | 497 |
| l2vpn local-site-id remote-site-id..... | 497 |
| l2vpn rd.....                           | 498 |
| l2vpn route-target.....                 | 499 |
| l2vpn sequencing.....                   | 500 |
| l2vpn site-name site-id.....            | 500 |
| l2vpn site-range.....                   | 501 |

## LDP commands

|                                           |     |
|-------------------------------------------|-----|
| clear mpls ldp.....                       | 188 |
| hello hold-time.....                      | 291 |
| hello interval.....                       | 291 |
| mpls ldp.....                             | 568 |
| mpls ldp advertise-labels.....            | 568 |
| mpls ldp deaggregate.....                 | 569 |
| mpls ldp disable.....                     | 570 |
| mpls ldp discovery transport-address..... | 570 |

|                                                           |       |                                                  |     |
|-----------------------------------------------------------|-------|--------------------------------------------------|-----|
| mpls ldp egress-label .....                               | 570   | ipv6 mld access-group .....                      | 433 |
| mpls ldp graceful-restart .....                           | 571   | ipv6 mld access-source-group .....               | 433 |
| mpls ldp graceful-restart reconnect-time .....            | 571   | ipv6 mld explicit-tracking .....                 | 434 |
| mpls ldp graceful-restart recovery-timer .....            | 571   | ipv6 mld group limit .....                       | 434 |
| mpls ldp graceful-restart                                 |       | ipv6 mld immediate-leave .....                   | 435 |
| timers max-recovery .....                                 | 572   | ipv6 mld last-member query-interval .....        | 435 |
| mpls ldp graceful-restart                                 |       | ipv6 mld querier-timeout .....                   | 437 |
| timers neighbor-liveness .....                            | 572   | ipv6 mld query-interval .....                    | 438 |
| mpls ldp independent-control .....                        | 573   | ipv6 mld query-max-response-time .....           | 438 |
| mpls ldp ip-forwarding .....                              | 573   | ipv6 mld robustness .....                        | 438 |
| mpls ldp link-hello disable .....                         | 573   | ipv6 mld ssm-map enable .....                    | 439 |
| mpls ldp neighbor password .....                          | 574   | ipv6 mld ssm-map static .....                    | 439 |
| mpls ldp profile .....                                    | 574   | ipv6 mld static-exclude .....                    | 439 |
| mpls ldp redistribute .....                               | 575   | ipv6 mld static-group .....                      | 440 |
| mpls ldp session holdtime .....                           | 575   | ipv6 mld static-include .....                    | 440 |
| mpls ldp session keepalive interval .....                 | 575   | ipv6 mld version .....                           | 440 |
| mpls ldp session retries .....                            | 576   | ipv6 mld-proxy version .....                     | 437 |
| mpls ldp session retry-time .....                         | 576   | ipv6 router mld .....                            | 463 |
| mpls ldp strict security .....                            | 576   | mld disable .....                                | 556 |
| mpls ldp targeted-hello holdtime .....                    | 577   | <i>See also</i> MLD proxy commands               |     |
| mpls ldp targeted-hello interval .....                    | 578   | MLD proxy commands                               |     |
| mpls ldp targeted-hello receive list .....                | 578   | ipv6 mld-proxy .....                             | 436 |
| mpls ldp targeted-hello send list .....                   | 578   | ipv6 mld-proxy unsolicited-report-interval ..... | 437 |
| mpls topology-driven-lsp .....                            | 598   | MLFR commands                                    |     |
| link aggregation commands                                 |       | baseline frame-relay interface .....             | 100 |
| interface lag .....                                       | 306   | baseline frame-relay multilink interface .....   | 101 |
| lacp .....                                                | 501   | encapsulation mframe-relay ietf .....            | 249 |
| lacp port-priority .....                                  | 502   | frame-relay interface-dlci ietf .....            | 275 |
| member-interface .....                                    | 549   | frame-relay intf-type .....                      | 275 |
| link aggregation group interface, IEEE 802.3ad .. xi, xvi |       | frame-relay keepalive .....                      | 276 |
| local user database commands                              |       | frame-relay lmi-n391dte .....                    | 276 |
| aaa authentication default .....                          | 6     | frame-relay lmi-n392dce .....                    | 276 |
| aaa local database .....                                  | 12    | frame-relay lmi-n392dte .....                    | 277 |
| aaa local select database .....                           | 12    | frame-relay lmi-n393dce .....                    | 277 |
| aaa local username .....                                  | 12    | frame-relay lmi-n393dte .....                    | 277 |
| ip-address .....                                          | 312   | frame-relay lmi-t391dte .....                    | 278 |
| ip-address-pool .....                                     | 313   | frame-relay lmi-t392dce .....                    | 278 |
| loopback interface .....                                  | xi    | frame-relay lmi-type .....                       | 279 |
|                                                           |       | interface mframe-relay .....                     | 307 |
|                                                           |       | member-interface .....                           | 549 |
| <b>M</b>                                                  |       | MLPPP commands                                   |     |
| manuals, E-series and JUNOS .....                         | xx    | encapsulation mlppp .....                        | 249 |
| comments on .....                                         | xxiii | interface mlppp .....                            | 308 |
| MIBs (Management Information Bases) .....                 | xxiii | member-interface .....                           | 549 |
| mirror commands                                           |       | Mobile IP commands                               |     |
| mirror .....                                              | 553   | baseline ip mobile home-agent .....              | 105 |
| mirror analyzer-ip-address .....                          | 554   | clear ip mobile binding .....                    | 174 |
| mirror disable .....                                      | 555   | ip mobile home-agent .....                       | 361 |
| mirror trap-enable .....                                  | 556   | ip mobile host .....                             | 362 |
| mirror-enable .....                                       | 555   | ip mobile profile .....                          | 363 |
| MLD commands                                              |       | ip mobile secure foreign-agent .....             | 363 |
| baseline ipv6 mld .....                                   | 108   | ip mobile secure host .....                      | 364 |
| baseline ipv6 mld-proxy interface .....                   | 109   | license mobile-ip home-agent .....               | 506 |
| ip mld oif-map .....                                      | 436   |                                                  |     |
| ipv6 mld .....                                            | 433   |                                                  |     |



- models
  - E120..... vi
  - E320..... vi
  - ERX-14xx ..... vi
  - ERX-310 ..... vi
  - ERX-7xx ..... vi
- MPLS commands
  - append-after ..... 52
  - bandwidth ..... 96
  - baseline mpls interface ..... 111
  - baseline mpls label ..... 112
  - baseline mpls next-hop ..... 112
  - baseline mpls tunnel ..... 112
  - cleanup-timeout-factor ..... 160
  - clear mpls dynamic-interfaces
    - on-major-interfaces..... 187
  - clear mpls ldp ..... 188
  - clear rsvp authentication ..... 188
  - hello hold-time..... 291
  - hello interval ..... 291
  - index..... 302
  - interface tunnel ..... 310
  - ip explicit-path. *See* mpls explicit-path
  - ip rsvp authentication key.
    - See* mpls rsvp authentication key
  - ip rsvp authentication. *See* mpls rsvp authentication
  - ip rsvp bandwidth. *See* mpls bandwidth
  - ip rsvp bfd-liveness-detection.
    - See* mpls rsvp bfd-liveness-detection
  - ip rsvp signalling hello. *See* mpls rsvp signalling hello
  - list..... 510
  - mark-exp ..... 530
  - member interface ..... 549
  - mpls ..... 561
  - mpls atm vci range ..... 562
  - mpls atm vpi range ..... 562
  - mpls backup-path..... 563
  - mpls bandwidth ..... 563
  - mpls classifier-list ..... 564
  - mpls copy-upc-to-exp ..... 564
  - mpls create-dynamic-interfaces ..... 565
  - mpls diff-serv phb-id traffic-class ..... 565
  - mpls disable..... 566
  - mpls explicit-path..... 566
  - mpls ip propagate-ttl..... 567
  - mpls l2transport load-balancing-group..... 567
  - mpls ldp..... 568
  - mpls ldp advertise-labels..... 568
  - mpls ldp autoconfig ..... 569
  - mpls ldp deaggregate ..... 569
  - mpls ldp disable ..... 570
  - mpls ldp discovery transport-address..... 570
  - mpls ldp egress-label ..... 570
  - mpls ldp graceful-restart..... 571
  - mpls ldp graceful-restart reconnect-time ..... 571
  - mpls ldp graceful-restart recovery-timer ..... 571
  - mpls ldp graceful-restart
    - timers max-recovery ..... 572
  - mpls ldp graceful-restart
    - timers neighbor-liveness ..... 572
  - mpls ldp igp sync holddown ..... 572
  - mpls ldp independent-control ..... 573
  - mpls ldp ip-forwarding ..... 573
  - mpls ldp link-hello disable..... 573
  - mpls ldp neighbor password..... 574
  - mpls ldp profile ..... 574
  - mpls ldp redistribute..... 575
  - mpls ldp session holdtime ..... 575
  - mpls ldp session keepalive interval ..... 575
  - mpls ldp session retries ..... 576
  - mpls ldp session retry-time..... 576
  - mpls ldp strict security ..... 576
  - mpls ldp sync..... 577
  - mpls ldp targeted-hello holdtime ..... 577
  - mpls ldp targeted-hello interval..... 578
  - mpls ldp targeted-hello receive list ..... 578
  - mpls ldp targeted-hello send list..... 578
  - mpls lsp no-route retries ..... 580
  - mpls lsp no-route retry-time ..... 580
  - mpls lsp retries ..... 580
  - mpls lsp retry-time ..... 581
  - mpls match exp-bits ..... 581
  - mpls match traffic-class..... 582
  - mpls policy-list..... 584
  - mpls policy-statistics..... 585
  - mpls preserve-vpn-exp ..... 585
  - mpls reoptimize..... 588
  - mpls reoptimize timers frequency ..... 588
  - mpls rsvp..... 588
  - mpls rsvp authentication..... 589
  - mpls rsvp authentication key..... 589
  - mpls rsvp bfd-liveness-detection ..... 590
  - mpls rsvp disable ..... 590
  - mpls rsvp egress-label ..... 591
  - mpls rsvp message-bundling ..... 591
  - mpls rsvp profile ..... 592
  - mpls rsvp refresh-reduction ..... 592
  - mpls rsvp signalling hello ..... 593
  - mpls rsvp signalling hello graceful-restart..... 593
  - mpls rsvp signalling hello graceful-restart
    - recovery-time ..... 594
  - mpls rsvp signalling hello graceful-restart
    - restart-time ..... 594
  - mpls rsvp signalling node-hello ..... 595
  - mpls signaling-interface ..... 596
  - mpls statistics label ..... 597

|                                                      |     |                                                  |     |
|------------------------------------------------------|-----|--------------------------------------------------|-----|
| mpls statistics next-hop .....                       | 597 | non-PPP equal access commands                    |     |
| mpls statistics policy .....                         | 597 | baseline ip dhcp-local .....                     | 103 |
| mpls topology-driven-lsp .....                       | 598 | baseline ipv6 dhcpv6-local .....                 | 108 |
| mpls topology-driven-lsp ip-interfaces .....         | 598 | default-router .....                             | 224 |
| mpls traffic-class .....                             | 599 | dns-server .....                                 | 235 |
| mpls traffic-eng administrative-weight .....         | 599 | domain-name .....                                | 239 |
| mpls traffic-eng attribute-flags .....               | 600 | ip dhcp-local excluded-address .....             | 326 |
| mpls traffic-eng egress-label. <i>See</i> mpls rsvp  |     | ip dhcp-local limit .....                        | 327 |
| egress-label                                         |     | ip dhcp-local pool .....                         | 327 |
| mpls traffic-eng flood thresholds .....              | 601 | ip dhcp-local unique-client-ids .....            | 328 |
| mpls traffic-eng link-management timers              |     | lease .....                                      | 503 |
| periodic-flooding .....                              | 601 | notice icons defined .....                       | vi  |
| mpls tunnel-model .....                              | 602 | NTP commands                                     |     |
| mpls tunnels profile .....                           | 603 | clock set .....                                  | 191 |
| mpls-relay .....                                     | 586 | clock summer-time date .....                     | 192 |
| mpls-relay disable .....                             | 587 | clock summer-time recurring .....                | 193 |
| <i>See also</i> LDP commands, MPLS (IS-IS) commands, |     | clock timezone .....                             | 193 |
| MPLS (OSPF) commands, RSVP-TE commands               |     | null interface .....                             | xii |
| MPLS commands (IS-IS)                                |     | NVS commands                                     |     |
| mpls spf-use-any-best-path .....                     | 596 | check-disk .....                                 | 157 |
| mpls traffic-eng .....                               | 599 | flash-disk compare .....                         | 267 |
| mpls traffic-eng router-id .....                     | 602 | flash-disk duplicate .....                       | 267 |
| MPLS commands (OSPF)                                 |     | flash-disk initialize .....                      | 268 |
| mpls traffic-eng area .....                          | 600 | flash-disk scan .....                            | 268 |
| mpls traffic-eng multicast-intact .....              | 602 | mount .....                                      | 560 |
| mpls traffic-eng router-id .....                     | 602 |                                                  |     |
| Multicast command                                    |     | <b>O</b>                                         |     |
| mroute port admission-bandwidth-limit .....          | 603 | OCx/STMx commands                                |     |
| mroute port limit .....                              | 604 | baseline line interface sonet .....              | 110 |
| Multilink Frame Relay commands. <i>See</i> MLFR      |     | baseline path interface sonet .....              | 113 |
| commands                                             |     | baseline section interface sonet .....           | 115 |
| multilink frame relay interface .....                | xi  | clock source .....                               | 191 |
| multilink PPP interface .....                        | xi  | controller sonet .....                           | 204 |
|                                                      |     | loopback .....                                   | 523 |
| <b>N</b>                                             |     | OSPF commands                                    |     |
| NAT commands                                         |     | address area .....                               | 30  |
| baseline ip nat .....                                | 106 | address authentication message-digest .....      | 33  |
| clear ip nat translation .....                       | 175 | address authentication-key .....                 | 32  |
| ip nat .....                                         | 368 | address authentication-none .....                | 35  |
| ip nat inside source list .....                      | 369 | address cost .....                               | 37  |
| ip nat inside source static .....                    | 369 | address dead-interval .....                      | 38  |
| ip nat outside source list .....                     | 370 | address hello-interval .....                     | 41  |
| ip nat outside source static .....                   | 370 | address message-digest-key md5 .....             | 42  |
| ip nat pool .....                                    | 371 | address network .....                            | 43  |
| ip nat translation .....                             | 372 | address passive-interface .....                  | 44  |
| ip nat translation max-entries .....                 | 373 | address priority .....                           | 45  |
| license nat .....                                    | 506 | address retransmit-interval .....                | 47  |
| NFS commands                                         |     | address transmit-delay .....                     | 49  |
| host .....                                           | 293 | area. <i>See</i> Command Reference Guide N to Z, |     |
| ip nfs .....                                         | 373 | OSPF commands: no area                           |     |
| ip nfs host .....                                    | 374 | area default-cost .....                          | 57  |
| no commands vs. default commands .....               | vii | area nssa .....                                  | 59  |
|                                                      |     | area range .....                                 | 60  |
|                                                      |     | area stub .....                                  | 60  |

|                                               |     |
|-----------------------------------------------|-----|
| area virtual-link.....                        | 61  |
| area virtual-link authentication-key .....    | 61  |
| area virtual-link authentication-none.....    | 62  |
| area virtual-link dead-interval.....          | 62  |
| area virtual-link hello-interval.....         | 63  |
| area virtual-link message-digest-key md5..... | 63  |
| area virtual-link retransmit-interval .....   | 64  |
| area virtual-link transmit-delay .....        | 64  |
| area virtual-link                             |     |
| authentication message-digest .....           | 62  |
| authentication message-digest .....           | 90  |
| authentication-key .....                      | 90  |
| authentication-none .....                     | 91  |
| auto-cost reference-bandwidth.....            | 93  |
| automatic-virtual-link.....                   | 93  |
| baseline ip ospf .....                        | 106 |
| baseline ipv6 ospf .....                      | 109 |
| clear bfd session.....                        | 161 |
| clear ip ospf redistribution.....             | 177 |
| clear ipv6 ospf counters .....                | 182 |
| clear ipv6 ospf process.....                  | 183 |
| clear ipv6 ospf redistribution.....           | 183 |
| cost.....                                     | 208 |
| dead-interval .....                           | 211 |
| debug ip ospf .....                           | 215 |
| debug ipv6 ospf.....                          | 218 |
| default-information originate.....            | 223 |
| disable-dynamic-redistribute .....            | 231 |
| disable-incremental-external-spf .....        | 231 |
| distance .....                                | 233 |
| domain-id .....                               | 237 |
| domain-tag .....                              | 240 |
| dont-install-routes .....                     | 240 |
| graceful-restart.....                         | 283 |
| graceful-restart helper.....                  | 283 |
| graceful-restart                              |     |
| helper-abort-topology-change.....             | 283 |
| graceful-restart notify-duration.....         | 284 |
| graceful-restart restart-duration.....        | 284 |
| hello-interval .....                          | 291 |
| ip ospf authentication message-digest .....   | 374 |
| ip ospf authentication-key.....               | 374 |
| ip ospf authentication-none .....             | 375 |
| ip ospf bfd-liveness-detection .....          | 375 |
| ip ospf cost.....                             | 376 |
| ip ospf dead-interval .....                   | 376 |
| ip ospf hello-interval .....                  | 376 |
| ip ospf message-digest-key md5 .....          | 377 |
| ip ospf network .....                         | 377 |
| ip ospf priority .....                        | 378 |
| ip ospf retransmit-interval .....             | 378 |
| ip ospf shutdown.....                         | 378 |
| ip ospf transmit-delay .....                  | 379 |
| ip route-type .....                           | 399 |

|                                        |     |
|----------------------------------------|-----|
| ipv6 ospf area .....                   | 448 |
| ipv6 ospf bfd-liveness-detection ..... | 449 |
| ipv6 ospf cost.....                    | 449 |
| ipv6 ospf dead-interval .....          | 450 |
| ipv6 ospf hello-interval .....         | 450 |
| ipv6 ospf mtu-ignore.....              | 450 |
| ipv6 ospf network .....                | 451 |
| ipv6 ospf priority .....               | 451 |
| ipv6 ospf retransmit-interval .....    | 451 |
| ipv6 ospf shutdown.....                | 452 |
| ipv6 ospf transmit-delay.....          | 452 |
| ipv6 router ospf .....                 | 463 |
| ipv6 route-type .....                  | 464 |
| maximum-paths .....                    | 541 |
| message-digest-key md5 .....           | 550 |
| mpls ldp autoconfig .....              | 569 |
| mpls ldp igp sync holddown .....       | 572 |
| mpls ldp sync.....                     | 577 |
| mpls traffic-eng area.....             | 600 |
| mpls traffic-eng multicast-intact..... | 602 |
| mpls traffic-eng router-id.....        | 602 |

## P

### PIM commands

|                                          |     |
|------------------------------------------|-----|
| clear ip mroute .....                    | 175 |
| clear ip pim auto-rp.....                | 177 |
| clear ip pim interface count.....        | 177 |
| clear ip pim remote-neighbor count ..... | 178 |
| clear ipv6 mroute .....                  | 182 |
| clear ipv6 pim interface.....            | 183 |
| clear ipv6 pim remote-neighbor.....      | 183 |
| debug ip pim.....                        | 216 |
| debug ipv6 pim.....                      | 219 |
| ip pim .....                             | 379 |
| ip pim bfd-liveness-detection.....       | 380 |
| ip pim bsr-candidate .....               | 381 |
| ip pim data-mdt.....                     | 381 |
| ip pim dr-priority .....                 | 382 |
| ip pim group-address-pool .....          | 382 |
| ip pim join-filter .....                 | 382 |
| ip pim query-interval .....              | 383 |
| ip pim rp-address .....                  | 383 |
| ip pim rp-candidate.....                 | 384 |
| ip pim send rp-announce .....            | 385 |
| ip pim send rp-discovery scope.....      | 385 |
| ip pim sparse-mode                       |     |
| graceful-restart-duration.....           | 386 |
| ip pim spt-threshold.....                | 386 |
| ip pim ssm .....                         | 386 |
| ipv6 pim bfd-liveness-detection .....    | 453 |
| ipv6 pim bsr-candidate.....              | 454 |
| ipv6 pim join-filter.....                | 454 |
| ipv6 pim query-interval .....            | 455 |
| ipv6 pim rp-address .....                | 455 |

|                                            |     |                                                 |           |
|--------------------------------------------|-----|-------------------------------------------------|-----------|
| ipv6 pim rp-candidate .....                | 456 | l2tp policy-list .....                          | 489       |
| ipv6 pim sparse-mode .....                 | 456 | l2tp policy-parameter hierarchical .....        | 490       |
| ipv6 pim spt-threshold .....               | 457 | l2tp policy-parameter reference-rate .....      | 490       |
| ipv6 pim ssm .....                         | 457 | log .....                                       | 515       |
| ipv6 router pim .....                      | 464 | mark .....                                      | 528       |
| mdt-data-delay .....                       | 547 | mark-clp .....                                  | 529       |
| mdt-data-holddown .....                    | 547 | mark-de .....                                   | 529       |
| mdt-data-timeout .....                     | 548 | mask-val .....                                  | 532       |
| mdt-interval .....                         | 548 | mpls policy .....                               | 583       |
| policy management commands                 |     | mpls policy-parameter hierarchical .....        | 584       |
| aggregation-node .....                     | 51  | mpls policy-parameter reference-rate .....      | 585       |
| atm classifier-list .....                  | 77  | POS commands                                    |           |
| atm policy .....                           | 82  | baseline interface pos .....                    | 102       |
| atm policy-list .....                      | 83  | crc .....                                       | 209       |
| atm-cell-mode .....                        | 76  | encapsulation ppp .....                         | 250       |
| classifier-group .....                     | 158 | interface pos .....                             | 308       |
| clear mirror log .....                     | 187 | loopback .....                                  | 523       |
| color .....                                | 194 | mru .....                                       | 604       |
| color-aware .....                          | 194 | mtu .....                                       | 605       |
| color-mark-profile .....                   | 195 | POS interface .....                             | xii, xvii |
| committed-action .....                     | 196 | PPP commands                                    |           |
| committed-burst .....                      | 197 | baseline ppp interface .....                    | 113       |
| committed-rate .....                       | 198 | PPPoE commands                                  |           |
| conformed-action .....                     | 201 | aaa tunnel calling-number-format .....          | 18        |
| control plane .....                        | 203 | aaa tunnel calling-number-format-fallback ..... | 19        |
| exceeded-action .....                      | 254 | baseline pppoe interface .....                  | 114       |
| exception http-redirect .....              | 258 | encapsulation pppoe .....                       | 250       |
| excess-burst .....                         | 260 | profile command, ip tcp adjust-mss .....        | 409       |
| exp-mask .....                             | 262 |                                                 |           |
| filter .....                               | 266 | <b>Q</b>                                        |           |
| forward .....                              | 269 | QoS commands                                    |           |
| forward interface .....                    | 270 | aaa qos downstream rate .....                   | 14        |
| forward next-hop .....                     | 271 | assured-rate .....                              | 66        |
| frame-relay classifier-list .....          | 273 | buffer-weight .....                             | 146       |
| frame-relay policy .....                   | 279 | clear egress-queue .....                        | 167       |
| frame-relay policy-list .....              | 280 | clear fabric-queue .....                        | 168       |
| green-mark .....                           | 286 | committed-drop-threshold .....                  | 197       |
| gre-tunnel policy .....                    | 287 | committed-length .....                          | 198       |
| gre-tunnel policy-list .....               | 287 | committed-threshold .....                       | 199       |
| ip classifier-list .....                   | 318 | conformed-drop-threshold .....                  | 201       |
| ip filter-options all .....                | 336 | conformed-fraction .....                        | 202       |
| ip match-policy-list .....                 | 359 | conformed-length .....                          | 202       |
| ip policy .....                            | 387 | conformed-threshold .....                       | 203       |
| ip policy-list .....                       | 389 | controlled-interface-type .....                 | 204       |
| ip policy-parameter hierarchical .....     | 389 | convergence-factor .....                        | 205       |
| ip policy-parameter reference-rate .....   | 390 | drop-profile .....                              | 241       |
| ipv6 classifier-list .....                 | 428 | exceeded-drop-threshold .....                   | 255       |
| ipv6 policy .....                          | 458 | exceeded-fraction .....                         | 255       |
| ipv6 policy-list .....                     | 459 | exceeded-length .....                           | 256       |
| ipv6 policy-parameter hierarchical .....   | 460 | exceeded-threshold .....                        | 256       |
| ipv6 policy-parameter reference-rate ..... | 460 | fabric-strict-priority .....                    | 264       |
| ipv6 prefix-list .....                     | 461 | fabric-weight .....                             | 265       |
| l2tp classifier-list .....                 | 481 | forwarding-rate-threshold .....                 | 271       |
| l2tp policy .....                          | 489 | gre-tunnel classifier-list .....                | 286       |

- gre-tunnel policy-list ..... 287
  - group ..... 288
  - instance-interface-type ..... 302
  - load-rebalance ..... 511
  - mark-exp ..... 530
  - mark-user-priority ..... 530
  - maximum-voql ..... 542
  - minimum-dynamic-rate-percent ..... 553
  - mpls classifier-list ..... 564
  - mpls policy-list ..... 584
  - mpls policy-statistics ..... 585
  - qos-shaping-mode ..... 366
- R**
- RADIUS commands**
- aaa intf-desc-format include ..... 11
  - authorization change ..... 91
  - baseline radius ..... 114
  - baseline radius dynamic-request ..... 115
  - baseline radius relay ..... 115
  - key ..... 477
  - max-sessions ..... 545
- redundancy commands**
- clear redundancy history ..... 188
  - disable-autosync ..... 230
  - disable-switch-on-error ..... 231
  - ip initial-sequence-preference ..... 351
- release notes** ..... xxii
- Response Time Reporter commands**
- frequency ..... 281
  - hops-of-statistics-kept ..... 292
  - max-response-failure ..... 544
- RIP commands**
- address ..... 29
  - address authentication key ..... 31
  - address authentication mode ..... 34
  - address bfd-liveness-detection ..... 36
  - address receive version ..... 46
  - address send version ..... 48
  - authentication key ..... 89
  - authentication mode ..... 90
  - baseline ip rip ..... 106
  - clear ip rip dynamic-interfaces ..... 179
  - clear ip rip redistribution ..... 179
  - debounce-time ..... 212
  - debug ip rip ..... 217
  - default-information originate ..... 223
  - default-metric ..... 224
  - disable ..... 230
  - disable-dynamic-redistribute ..... 231
  - distance ..... 233
  - distribute-list ..... 235
  - exit-remote-neighbor ..... 262
  - interface-event-disable ..... 304
  - ip rip ..... 394
  - ip rip authentication key ..... 394
  - ip rip authentication mode ..... 394
  - ip rip bfd-liveness-detection ..... 395
  - ip rip copy-to-dynamic ..... 395
  - ip rip receive version ..... 396
  - ip rip send version ..... 396
  - ip route-type ..... 399
  - ip split-horizon ..... 405
  - ip summary-address ..... 408
  - match-set summary prefix-tree ..... 539
- routing policy commands**
- match as-path ..... 532
  - match community ..... 533
  - match distance ..... 533
  - match extcommunity ..... 534
  - match ip address ..... 534
  - match ip next-hop ..... 535
  - match ipv6 address ..... 535
  - match ipv6 next-hop ..... 536
  - match ipv6 route-source ..... 536
  - match level ..... 537
  - match metric ..... 537
  - match metric-type ..... 538
  - match policy-list ..... 538
  - match route-type ..... 539
  - match tag ..... 540
  - match-set summary prefix-tree ..... 539
- RSVP-TE commands**
- bandwidth ..... 96
  - cleanup-timeout-factor ..... 160
  - clear rsvp authentication ..... 188
  - mark-exp ..... 530
  - mpls backup-path ..... 563
  - mpls bandwidth ..... 563
  - mpls classifier-list ..... 564
  - mpls diff-serv phb-id traffic-class ..... 565
  - mpls lsp no-route retries ..... 580
  - mpls lsp no-route retry-time ..... 580
  - mpls lsp retries ..... 580
  - mpls lsp retry-time ..... 581
  - mpls policy-list ..... 584
  - mpls policy-statistics ..... 585
  - mpls reoptimize ..... 588
  - mpls reoptimize timers frequency ..... 588
  - mpls rsvp ..... 588
  - mpls rsvp authentication ..... 589
  - mpls rsvp authentication key ..... 589
  - mpls rsvp bfd-liveness-detection ..... 590
  - mpls rsvp disable ..... 590
  - mpls rsvp egress-label ..... 591
  - mpls rsvp message-bundling ..... 591
  - mpls rsvp profile ..... 592
  - mpls rsvp refresh-reduction ..... 592

|                                                                    |            |                                               |      |
|--------------------------------------------------------------------|------------|-----------------------------------------------|------|
| mpls rsvp signalling hello.....                                    | 593        | ip ssh sleep .....                            | 407  |
| mpls rsvp signalling hello graceful-restart .....                  | 593        | ip ssh timeout .....                          | 407  |
| mpls rsvp signalling hello graceful-restart<br>recovery-time ..... | 594        | subscriber interface commands                 |      |
| mpls rsvp signalling hello graceful-restart<br>restart-time .....  | 594        | dhcp-external delete-binding .....            | 228  |
| mpls rsvp signalling node-hello .....                              | 595        | ip auto-configure ip-subscriber .....         | 316  |
| mpls traffic-class .....                                           | 599        | ip auto-detect ip-subscriber .....            | 316  |
| mpls traffic-eng administrative-weight .....                       | 599        | ip demux-type da-prefix .....                 | 321  |
| mpls traffic-eng attribute-flags .....                             | 600        | ip destination-prefix .....                   | 322  |
| mpls traffic-eng flood thresholds .....                            | 601        | ip dhcp-external auto-configure .....         | 323  |
| mpls traffic-eng link-management timers                            |            | ip dhcp-external server-address .....         | 324  |
| periodic-flooding .....                                            | 601        | ip dhcp-external server-sync .....            | 324  |
|                                                                    |            | ip inactivity-timer .....                     | 351  |
|                                                                    |            | ip source-prefix .....                        | 404  |
| <b>S</b>                                                           |            | subscriber management commands                |      |
| serial interface .....                                             | xii        | ip service-profile .....                      | 403  |
| Service Manager commands                                           |            | subscriber policy commands                    |      |
| license service-management .....                                   | 506        | arp .....                                     | 65   |
| show commands, filtering .....                                     | viii       | bridge subscriber-policy .....                | 140  |
| SNMP commands                                                      |            | broadcast .....                               | 146  |
| baseline snmp .....                                                | 116        | ip .....                                      | 311  |
| bulkstats collector .....                                          | 147        | mpls .....                                    | 561  |
| bulkstats collector collector-mode .....                           | 147        | multicast .....                               | 606  |
| bulkstats collector description .....                              | 147        | support, requesting .....                     | xxiv |
| bulkstats collector interval .....                                 | 147        | suspicious control flow detection commands    |      |
| bulkstats collector max-size .....                                 | 147        | baseline suspicious-control-flow-detection    |      |
| bulkstats collector primary-receiver .....                         | 147        | counts .....                                  | 116  |
| bulkstats collector secondary-receiver .....                       | 147        | clear suspicious-control-flow-detection ..... | 189  |
| bulkstats collector single-interval .....                          | 147        | system commands                               |      |
| bulkstats file-format endOfLine-Lf .....                           | 148        | aaa authentication enable default .....       | 7    |
| bulkstats interfaces                                               |            | aaa authentication login .....                | 7    |
| description-format common .....                                    | 148        | aaa authorization .....                       | 8    |
| bulkstats interfaces rfc 1213 .....                                | 148        | aaa authorization config-commands .....       | 8    |
| bulkstats interface-type .....                                     | 149        | aaa new-model .....                           | 13   |
| bulkstats receiver remote-name .....                               | 150        | access-class in .....                         | 23   |
| bulkstats schema .....                                             | 150        | access-list .....                             | 24   |
| bulkstats schema subtree .....                                     | 151        | bandwidth oversubscription .....              | 96   |
| bulkstats schema subtree policy .....                              | 152        | banner .....                                  | 96   |
| bulkstats traps .....                                              | 152        | clear line .....                              | 186  |
| bulkstats virtual-router-group .....                               | 153        | copy .....                                    | 206  |
| bulkstats. <i>See Command Reference Guide N to Z,</i>              |            | copy running-configuration                    |      |
| SNMP commands: no bulkstats                                        |            | startup-configuration .....                   | 207  |
| SNMP server event manager commands                                 |            | copy startup-configuration .....              | 208  |
| delta-sampling .....                                               | 226        | crypto key dss .....                          | 210  |
| software, installing or updating .....                             | v          | data-character-bits .....                     | 211  |
| SONET/SDH interface .....                                          | xiv, xviii | delete .....                                  | 225  |
| SSH commands                                                       |            | description .....                             | 227  |
| crypto key dss .....                                               | 210        | dir .....                                     | 229  |
| disconnect ssh .....                                               | 232        | disconnect ssh .....                          | 232  |
| ip ssh authentication-retries .....                                | 405        | dsr-detect .....                              | 241  |
| ip ssh crypto .....                                                | 406        | enable password .....                         | 246  |
| ip ssh disable-user-authentication .....                           | 406        | enable secret .....                           | 247  |
| ip ssh mac .....                                                   | 407        | erase secrets .....                           | 253  |
|                                                                    |            | exception dump .....                          | 257  |
|                                                                    |            | exception gateway .....                       | 257  |

|                                         |     |
|-----------------------------------------|-----|
| exception monitor.....                  | 258 |
| exception monitor interval .....        | 258 |
| exception protocol ftp .....            | 259 |
| exception source .....                  | 259 |
| exclude-subsystem.....                  | 260 |
| exec-banner .....                       | 260 |
| exec-timeout .....                      | 261 |
| halt .....                              | 289 |
| help .....                              | 292 |
| host .....                              | 293 |
| hostname .....                          | 294 |
| hotfix activate .....                   | 294 |
| ip domain-lookup .....                  | 329 |
| ip domain-name.....                     | 330 |
| ip name-server.....                     | 368 |
| ip nfs.....                             | 373 |
| ip nfs host .....                       | 374 |
| ip ssh authentication-retries.....      | 405 |
| ip ssh crypto .....                     | 406 |
| ip ssh disable-user-authentication..... | 406 |
| ip ssh mac .....                        | 407 |
| ip ssh sleep.....                       | 407 |
| ip ssh timeout .....                    | 407 |
| ipv6 access-list.....                   | 426 |
| line .....                              | 508 |
| login .....                             | 521 |
| login authentication .....              | 522 |
| macro .....                             | 526 |
| memory.....                             | 550 |
| more .....                              | 559 |
| motd-banner.....                        | 559 |

## T

|                                        |     |
|----------------------------------------|-----|
| T1 commands                            |     |
| interface serial .....                 | 309 |
| T3 commands                            |     |
| atm framing.....                       | 79  |
| bert.....                              | 118 |
| cablelength.....                       | 155 |
| channelized.....                       | 156 |
| controller t3 .....                    | 205 |
| description .....                      | 227 |
| dsu bandwidth.....                     | 242 |
| dsu mode .....                         | 242 |
| equipment loopback .....               | 252 |
| idle-character .....                   | 295 |
| load-interval .....                    | 510 |
| loopback.....                          | 523 |
| mru .....                              | 604 |
| mtu.....                               | 605 |
| TACACS+ commands                       |     |
| aaa authentication enable default..... | 7   |
| baseline tacacs.....                   | 117 |

## TCP commands

|                                                         |      |
|---------------------------------------------------------|------|
| tcp ack-rst-and-syn .....                               | 408  |
| technical support, requesting .....                     | xxiv |
| text and syntax conventions defined .....               | vi   |
| time commands, system                                   |      |
| clock set .....                                         | 191  |
| clock summer-time date.....                             | 192  |
| clock summer-time recurring .....                       | 193  |
| clock timezone.....                                     | 193  |
| timing command, clock source.....                       | 191  |
| troubleshooting commands                                |      |
| baseline log .....                                      | 111  |
| bgp log-neighbor-changes .....                          | 126  |
| debug ip bgp .....                                      | 212  |
| debug ip mbgp.....                                      | 214  |
| debug ip ospf .....                                     | 215  |
| debug ip pim.....                                       | 216  |
| debug ip rip.....                                       | 217  |
| debug ipv6 ospf .....                                   | 218  |
| debug ipv6 pim.....                                     | 219  |
| debug isis .....                                        | 220  |
| log.....                                                | 515  |
| log destination .....                                   | 517  |
| log destination syslog source .....                     | 518  |
| log engineering .....                                   | 518  |
| log fields .....                                        | 519  |
| log filters. <i>See Command Reference Guide N to Z,</i> |      |
| troubleshooting commands: no log filters                |      |
| log here.....                                           | 519  |
| log severity .....                                      | 520  |
| log unlimit .....                                       | 521  |
| log verbosity.....                                      | 521  |
| tunnel interface.....                                   | xiv  |
| tunnel service command, max-interfaces .....            | 543  |

## U

|                              |     |
|------------------------------|-----|
| unified ISSU commands        |     |
| issu initialize .....        | 475 |
| issu start .....             | 475 |
| issu stop.....               | 475 |
| user interface commands      |     |
| configure .....              | 200 |
| confirmations explicit ..... | 200 |
| disable.....                 | 230 |
| do .....                     | 236 |
| enable .....                 | 244 |
| end .....                    | 251 |
| exit .....                   | 262 |

## V

|                           |     |
|---------------------------|-----|
| virtual router command    |     |
| ipv6-virtual-router.....  | 463 |
| VLAN commands             |     |
| auto-configure vlan ..... | 93  |

|                                            |     |
|--------------------------------------------|-----|
| encapsulation vlan .....                   | 250 |
| mark-user-priority .....                   | 530 |
| mask-val .....                             | 532 |
| monitor vlan interface .....               | 558 |
| VPLS commands                              |     |
| address-family .....                       | 39  |
| arp .....                                  | 65  |
| baseline bridge .....                      | 98  |
| baseline bridge interface .....            | 98  |
| baseline bridge interface vpls .....       | 99  |
| bridge .....                               | 134 |
| bridge acquire .....                       | 134 |
| bridge address .....                       | 135 |
| bridge aging-time .....                    | 136 |
| bridge-group .....                         | 137 |
| bridge learn .....                         | 138 |
| bridge snmp-trap link-status .....         | 139 |
| bridge subscriber-policy .....             | 140 |
| bridge vpls rd .....                       | 141 |
| bridge vpls route-target .....             | 142 |
| bridge vpls site-name site-id .....        | 143 |
| bridge vpls site-range .....               | 144 |
| bridge vpls transport-virtual-router ..... | 145 |
| broadcast .....                            | 146 |
| clear bridge .....                         | 165 |
| clear bridge address .....                 | 166 |
| clear bridge interface .....               | 166 |
| clear bridge interface vpls .....          | 167 |
| clear ip bgp .....                         | 169 |
| clear ip bgp dampening .....               | 170 |
| clear ip bgp wait-end-of-rib .....         | 172 |
| ip .....                                   | 311 |
| mpls .....                                 | 561 |
| mpls ldp vpls neighbor .....               | 579 |
| mpls ldp vpls vpls-id .....                | 579 |
| multicast .....                            | 606 |
| VPN commands                               |     |
| ipv6-router-name .....                     | 463 |
| VRRP commands                              |     |
| baseline ip vrrp .....                     | 107 |
| ip vrrp .....                              | 412 |
| ip vrrp accept-data .....                  | 413 |
| ip vrrp advertise-interval .....           | 413 |
| ip vrrp authentication-key .....           | 414 |
| ip vrrp authentication-type .....          | 414 |
| ip vrrp enable .....                       | 414 |
| ip vrrp preempt .....                      | 415 |
| ip vrrp priority .....                     | 415 |
| ip vrrp track .....                        | 415 |
| ip vrrp virtual-address .....              | 416 |