



---

# Junos<sup>®</sup> OS for EX Series Ethernet Switches

## System Monitoring on EX9200 Switches

Release  
14.2



---

Published: 2015-05-15

Juniper Networks, Inc.  
1133 Innovation Way  
Sunnyvale, California 94089  
USA  
408-745-2000  
[www.juniper.net](http://www.juniper.net)

Juniper Networks, Junos, Steel-Belted Radius, NetScreen, and ScreenOS are registered trademarks of Juniper Networks, Inc. in the United States and other countries. The Juniper Networks Logo, the Junos logo, and JunosE are trademarks of Juniper Networks, Inc. All other trademarks, service marks, registered trademarks, or registered service marks are the property of their respective owners.

Juniper Networks assumes no responsibility for any inaccuracies in this document. Juniper Networks reserves the right to change, modify, transfer, or otherwise revise this publication without notice.

*Junos<sup>®</sup> OS for EX Series Ethernet Switches System Monitoring on EX9200 Switches*  
Release 14.2  
Copyright © 2015, Juniper Networks, Inc.  
All rights reserved.

The information in this document is current as of the date on the title page.

#### YEAR 2000 NOTICE

Juniper Networks hardware and software products are Year 2000 compliant. Junos OS has no known time-related limitations through the year 2038. However, the NTP application is known to have some difficulty in the year 2036.

#### END USER LICENSE AGREEMENT

The Juniper Networks product that is the subject of this technical documentation consists of (or is intended for use with) Juniper Networks software. Use of such software is subject to the terms and conditions of the End User License Agreement ("EULA") posted at <http://www.juniper.net/support/eula.html>. By downloading, installing or using such software, you agree to the terms and conditions of that EULA.

# Table of Contents

About the Documentation .....	vii
Documentation and Release Notes .....	vii
Supported Platforms .....	vii
Using the Examples in This Manual .....	vii
Merging a Full Example .....	viii
Merging a Snippet .....	viii
Documentation Conventions .....	ix
Documentation Feedback .....	xi
Requesting Technical Support .....	xi
Self-Help Online Tools and Resources .....	xi
Opening a Case with JTAC .....	xii

## Part 1

### Chapter 1

## Administration

<b>Operational Commands .....</b>	<b>3</b>
show chassis alarms .....	4
show chassis environment .....	19
show chassis environment cb .....	82
show chassis environment fpc .....	100
show chassis environment pem .....	126
show chassis environment routing-engine .....	135
show chassis fan .....	140
show chassis hardware .....	153
show chassis location .....	329
show chassis pic .....	333
show chassis routing-engine .....	349
show chassis temperature-thresholds .....	374
show log .....	393
show system alarms .....	397
show system processes .....	400
show system statistics .....	428
show system uptime .....	465



# List of Tables

	<b>About the Documentation . . . . .</b>	<b>vii</b>
	Table 1: Notice Icons . . . . .	ix
	Table 2: Text and Syntax Conventions . . . . .	ix
<b>Part 1</b>	<b>Administration</b>	
<b>Chapter 1</b>	<b>Operational Commands . . . . .</b>	<b>3</b>
	Table 3: show chassis alarms Output Fields . . . . .	10
	Table 4: show chassis environment Output Fields . . . . .	26
	Table 5: show chassis environment cb Output Fields . . . . .	84
	Table 6: show chassis environment fpc Output Fields . . . . .	103
	Table 7: show chassis environment pem Output Fields . . . . .	128
	Table 8: show chassis environment routing-engine Output Fields . . . . .	137
	Table 9: show chassis fan Output Fields . . . . .	142
	Table 10: Routing Engines Displaying DIMM Information . . . . .	156
	Table 11: show chassis hardware Output Fields . . . . .	160
	Table 12: show chassis location Output Fields . . . . .	331
	Table 13: show chassis pic Output Fields . . . . .	337
	Table 14: show chassis routing-engine Output Fields . . . . .	352
	Table 15: show chassis temperature-thresholds Output Fields . . . . .	376
	Table 16: show system alarms Output Fields . . . . .	398
	Table 17: show system processes Output Fields . . . . .	407
	Table 18: show system uptime Output Fields . . . . .	467



# About the Documentation

- Documentation and Release Notes on page vii
- Supported Platforms on page vii
- Using the Examples in This Manual on page vii
- Documentation Conventions on page ix
- Documentation Feedback on page xi
- Requesting Technical Support on page xi

## Documentation and Release Notes

---

To obtain the most current version of all Juniper Networks® technical documentation, see the product documentation page on the Juniper Networks website at <http://www.juniper.net/techpubs/>.

If the information in the latest release notes differs from the information in the documentation, follow the product Release Notes.

Juniper Networks Books publishes books by Juniper Networks engineers and subject matter experts. These books go beyond the technical documentation to explore the nuances of network architecture, deployment, and administration. The current list can be viewed at <http://www.juniper.net/books>.

## Supported Platforms

---

For the features described in this document, the following platforms are supported:

- EX Series

## Using the Examples in This Manual

---

If you want to use the examples in this manual, you can use the **load merge** or the **load merge relative** command. These commands cause the software to merge the incoming configuration into the current candidate configuration. The example does not become active until you commit the candidate configuration.

If the example configuration contains the top level of the hierarchy (or multiple hierarchies), the example is a *full example*. In this case, use the **load merge** command.

If the example configuration does not start at the top level of the hierarchy, the example is a *snippet*. In this case, use the **load merge relative** command. These procedures are described in the following sections.

## Merging a Full Example

To merge a full example, follow these steps:

1. From the HTML or PDF version of the manual, copy a configuration example into a text file, save the file with a name, and copy the file to a directory on your routing platform.

For example, copy the following configuration to a file and name the file **ex-script.conf**. Copy the **ex-script.conf** file to the **/var/tmp** directory on your routing platform.

```
system {
  scripts {
    commit {
      file ex-script.xml;
    }
  }
}
interfaces {
  fxp0 {
    disable;
    unit 0 {
      family inet {
        address 10.0.0.1/24;
      }
    }
  }
}
```

2. Merge the contents of the file into your routing platform configuration by issuing the **load merge** configuration mode command:

```
[edit]
user@host# load merge /var/tmp/ex-script.conf
load complete
```

## Merging a Snippet

To merge a snippet, follow these steps:

1. From the HTML or PDF version of the manual, copy a configuration snippet into a text file, save the file with a name, and copy the file to a directory on your routing platform.

For example, copy the following snippet to a file and name the file **ex-script-snippet.conf**. Copy the **ex-script-snippet.conf** file to the **/var/tmp** directory on your routing platform.

```
commit {
  file ex-script-snippet.xml; }
```

2. Move to the hierarchy level that is relevant for this snippet by issuing the following configuration mode command:

```
[edit]
user@host# edit system scripts
[edit system scripts]
```

3. Merge the contents of the file into your routing platform configuration by issuing the **load merge relative** configuration mode command:

```
[edit system scripts]
user@host# load merge relative /var/tmp/ex-script-snippet.conf
load complete
```

For more information about the **load** command, see the *CLI User Guide*.

## Documentation Conventions

Table 1 on page ix defines notice icons used in this guide.

Table 1: Notice Icons







Icon	Meaning	Description
	Informational note	Indicates important features or instructions.
	Caution	Indicates a situation that might result in loss of data or hardware damage.
	Warning	Alerts you to the risk of personal injury or death.
	Laser warning	Alerts you to the risk of personal injury from a laser.
	Tip	Indicates helpful information.
	Best practice	Alerts you to a recommended use or implementation.

Table 2 on page ix defines the text and syntax conventions used in this guide.

Table 2: Text and Syntax Conventions

Convention	Description	Examples
<b>Bold text like this</b>	Represents text that you type.	To enter configuration mode, type the <b>configure</b> command:  user@host> <b>configure</b>

Table 2: Text and Syntax Conventions (*continued*)

Convention	Description	Examples
Fixed-width text like this	Represents output that appears on the terminal screen.	<code>user@host&gt; show chassis alarms</code> <code>No alarms currently active</code>
<i>Italic text like this</i>	<ul style="list-style-type: none"> <li>Introduces or emphasizes important new terms.</li> <li>Identifies guide names.</li> <li>Identifies RFC and Internet draft titles.</li> </ul>	<ul style="list-style-type: none"> <li>A policy <i>term</i> is a named structure that defines match conditions and actions.</li> <li><i>Junos OS CLI User Guide</i></li> <li>RFC 1997, <i>BGP Communities Attribute</i></li> </ul>
<i>Italic text like this</i>	Represents variables (options for which you substitute a value) in commands or configuration statements.	Configure the machine's domain name:  [edit] root@# <b>set system domain-name</b> <i>domain-name</i>
Text like this	Represents names of configuration statements, commands, files, and directories; configuration hierarchy levels; or labels on routing platform components.	<ul style="list-style-type: none"> <li>To configure a stub area, include the <b>stub</b> statement at the [edit protocols ospf area area-id] hierarchy level.</li> <li>The console port is labeled <b>CONSOLE</b>.</li> </ul>
< > (angle brackets)	Encloses optional keywords or variables.	<b>stub &lt;default-metric metric&gt;;</b>
(pipe symbol)	Indicates a choice between the mutually exclusive keywords or variables on either side of the symbol. The set of choices is often enclosed in parentheses for clarity.	<b>broadcast   multicast</b>  <b>(string1   string2   string3)</b>
# (pound sign)	Indicates a comment specified on the same line as the configuration statement to which it applies.	<b>rsvp { # Required for dynamic MPLS only</b>
[ ] (square brackets)	Encloses a variable for which you can substitute one or more values.	<b>community name members [</b> <i>community-ids</i> <b>]</b>
Indentation and braces ( { } )	Identifies a level in the configuration hierarchy.	[edit] routing-options { static { route default { nexthop <i>address</i> ; retain; } } }
;(semicolon)	Identifies a leaf statement at a configuration hierarchy level.	
<b>GUI Conventions</b>		
<b>Bold text like this</b>	Represents graphical user interface (GUI) items you click or select.	<ul style="list-style-type: none"> <li>In the Logical Interfaces box, select <b>All Interfaces</b>.</li> <li>To cancel the configuration, click <b>Cancel</b>.</li> </ul>

Table 2: Text and Syntax Conventions (*continued*)

Convention	Description	Examples
> (bold right angle bracket)	Separates levels in a hierarchy of menu selections.	In the configuration editor hierarchy, select <b>Protocols&gt;Ospf</b> .

## Documentation Feedback

We encourage you to provide feedback, comments, and suggestions so that we can improve the documentation. You can provide feedback by using either of the following methods:

- Online feedback rating system—On any page at the Juniper Networks Technical Documentation site at <http://www.juniper.net/techpubs/index.html>, simply click the stars to rate the content, and use the pop-up form to provide us with information about your experience. Alternately, you can use the online feedback form at <https://www.juniper.net/cgi-bin/docbugreport/>.
- E-mail—Send your comments to [techpubs-comments@juniper.net](mailto:techpubs-comments@juniper.net). Include the document or topic name, URL or page number, and software version (if applicable).

## Requesting Technical Support

Technical product support is available through the Juniper Networks Technical Assistance Center (JTAC). If you are a customer with an active J-Care or JNASC support contract, or are covered under warranty, and need post-sales technical support, you can access our tools and resources online or open a case with JTAC.

- JTAC policies—For a complete understanding of our JTAC procedures and policies, review the *JTAC User Guide* located at <http://www.juniper.net/us/en/local/pdf/resource-guides/7100059-en.pdf>.
- Product warranties—For product warranty information, visit <http://www.juniper.net/support/warranty/>.
- JTAC hours of operation—The JTAC centers have resources available 24 hours a day, 7 days a week, 365 days a year.

## Self-Help Online Tools and Resources

For quick and easy problem resolution, Juniper Networks has designed an online self-service portal called the Customer Support Center (CSC) that provides you with the following features:

- Find CSC offerings: <http://www.juniper.net/customers/support/>
- Search for known bugs: <http://www2.juniper.net/kb/>
- Find product documentation: <http://www.juniper.net/techpubs/>
- Find solutions and answer questions using our Knowledge Base: <http://kb.juniper.net/>

- Download the latest versions of software and review release notes:  
<http://www.juniper.net/customers/csc/software/>
- Search technical bulletins for relevant hardware and software notifications:  
<http://kb.juniper.net/InfoCenter/>
- Join and participate in the Juniper Networks Community Forum:  
<http://www.juniper.net/company/communities/>
- Open a case online in the CSC Case Management tool: <http://www.juniper.net/cm/>

To verify service entitlement by product serial number, use our Serial Number Entitlement (SNE) Tool: <https://tools.juniper.net/SerialNumberEntitlementSearch/>

## Opening a Case with JTAC

You can open a case with JTAC on the Web or by telephone.

- Use the Case Management tool in the CSC at <http://www.juniper.net/cm/>.
- Call 1-888-314-JTAC (1-888-314-5822 toll-free in the USA, Canada, and Mexico).

For international or direct-dial options in countries without toll-free numbers, see <http://www.juniper.net/support/requesting-support.html>.

## PART 1

# Administration

- [Operational Commands on page 3](#)



## CHAPTER 1

# Operational Commands

- `show chassis alarms`
- `show chassis environment`
- `show chassis environment cb`
- `show chassis environment fpc`
- `show chassis environment pem`
- `show chassis environment routing-engine`
- `show chassis fan`
- `show chassis hardware`
- `show chassis location`
- `show chassis pic`
- `show chassis routing-engine`
- `show chassis temperature-thresholds`
- `show log`
- `show system alarms`
- `show system processes`
- `show system statistics`
- `show system uptime`

## show chassis alarms

---

<b>List of Syntax</b>	<a href="#">Syntax on page 4</a> <a href="#">Syntax (TX Matrix Routers) on page 4</a> <a href="#">Syntax (TX Matrix Plus Routers) on page 4</a> <a href="#">Syntax (MX Series Routers) on page 4</a> <a href="#">Syntax (MX104, MX2010, and MX2020 3D Universal Edge Routers) on page 4</a> <a href="#">Syntax (QFX Series) on page 4</a> <a href="#">Syntax (OCX Series) on page 4</a> <a href="#">Syntax (PTX Series Packet Transport Routers) on page 4</a> <a href="#">Syntax (ACX Series Universal Access Routers) on page 4</a>
<b>Syntax</b>	show chassis alarms
<b>Syntax (TX Matrix Routers)</b>	show chassis alarms <lcc <i>number</i>   scc>
<b>Syntax (TX Matrix Plus Routers)</b>	show chassis alarms <lcc <i>number</i>   sfc <i>number</i> >
<b>Syntax (MX Series Routers)</b>	show chassis alarms <all-members> <local> <member <i>member-id</i> >
<b>Syntax (MX104, MX2010, and MX2020 3D Universal Edge Routers)</b>	show chassis alarms
<b>Syntax (QFX Series)</b>	show chassis alarms <interconnect-device <i>name</i> > <node-device <i>name</i> >
<b>Syntax (OCX Series)</b>	show chassis alarms
<b>Syntax (PTX Series Packet Transport Routers)</b>	show chassis alarms
<b>Syntax (ACX Series Universal Access Routers)</b>	show chassis alarms
<b>Release Information</b>	Command introduced before Junos OS Release 7.4. Command introduced in Junos OS Release 9.0 for EX Series switches. sfc option for the TX Matrix Plus router introduced in Junos OS Release 9.6. Command introduced in Junos OS Release 11.1 for the QFX Series. Command introduced in Junos OS Release 12.1 for the PTX Series Packet Transport Routers.

Command introduced in Junos OS Release 12.2 for the ACX Series Universal Access Routers.

Command introduced in Junos OS Release 12.3 for MX2020 3D Universal Edge Routers.

Command introduced in Junos OS Release 12.3 for MX2010 3D Universal Edge Routers.

Command introduced in Junos OS Release 13.2 for MX104 3D Universal Edge Routers.

Command introduced in Junos OS Release 14.1X53-D20 for the OCX Series.

**Description** Display information about the conditions that have been configured to trigger alarms.

**Options** **none**—Display information about the conditions that have been configured to trigger alarms.

**all-members**—(MX Series routers only) (Optional) Display information about alarm conditions for all the member routers of the Virtual Chassis configuration.

**interconnect-device *name***—(QFabric systems only) (Optional) Display information about alarm conditions for the Interconnect device.

**lcc *number***—(TX Matrix router and TX Matrix Plus router only) (Optional) Line-card chassis number.

Replace *number* with the following values depending on the LCC configuration:

- 0 through 3, when T640 routers are connected to a TX Matrix router in a routing matrix.
- 0 through 3, when T1600 routers are connected to a TX Matrix Plus router in a routing matrix.
- 0 through 7, when T1600 routers are connected to a TX Matrix Plus router with 3D SIBs in a routing matrix.
- 0, 2, 4, or 6, when T4000 routers are connected to a TX Matrix Plus router with 3D SIBs in a routing matrix.

**local**—(MX Series routers only) (Optional) Display information about alarm conditions for the local Virtual Chassis member.

**member *member-id***—(MX Series routers only) (Optional) Display information about alarm conditions for the specified member of the Virtual Chassis configuration. Replace *member-id* variable with a value of 0 or 1.

**node-device *name***—(QFabric systems only) (Optional) Display information about alarm conditions for the Node device.

**scc**—(TX Matrix router only) (Optional) Show information about the TX Matrix router (switch-card chassis).

**sfc *number***—(TX Matrix Plus router only) (Optional) Show information about the respective TX Matrix Plus router, which is the switch-fabric chassis. Replace *number* variable with 0.

**Additional Information** You cannot clear the alarms for chassis components. Instead, you must remedy the cause of the alarm. When a chassis alarm LED is lit, it indicates that you are running the router or switch in a manner that we do not recommend.

On routers, you can manually silence external devices connected to the alarm relay contacts by pressing the alarm cutoff button, located on the craft interface. Silencing the device does not remove the alarm messages from the display (if present on the router) or extinguish the alarm LEDs. In addition, new alarms that occur after you silence an external device reactivate the external device.

In Junos OS release 11.1 and later, alarms for fans also show the slot number of the fans in the CLI output.

In Junos OS Release 11.2 and later, the command output on EX8200 switches shows the detailed location (**Plane/FPC/PFE**) for link errors in the chassis.

In Junos OS Release 10.2 and later, an alarm is shown on T Series routers for a standby sonic clock generator (SCG) that is offline or absent.

You may often see the following error messages, in which only the error code is shown and no other information is provided:

```
Apr 12 08:04:10 send: red alarm set, device FPC 6, reason FPC 6 Major Errors - Error code:
257
Apr 12 08:04:19 send: red alarm set, device FPC 1, reason FPC 1 Major Errors - Error code:
559
```

To understand what CM\_ALARM error codes mean, you need to first identify the structure of the CM Alarm codes. A CM\_ALARM code has the following structure:

Bits:	Error type:
1-31	Major (1)
0	Minor (0)

According to the table above, the LSB (bit 0) identifies the **Error Type** (major alarm, if the bit is set and minor alarm if the bit is unset). The rest of the bits (1 - 31) identify the actual error code.

Take an example of the following error code, which was logged on a T1600:

```
Apr 12 08:04:10 send: red alarm set, device FPC 1, reason FPC 1 Major Errors - Error code:
559
```

First, you have to convert 559 to binary; that is **100010111**. The LSB in this case is 1, which means that this is a major alarm. After removing the LSB, you are left with **10001011**, which is equal to 279 in decimal. This is the actual error code, its meaning can be found from the following list:

Chip Type: L Chip	Code
CMALARM_LCHIP_LOUT_DESRD_PARITY_ERR	1

CMALARM_LCHIP_LOUT_DESRD_UNINIT_ERR	2
CMALARM_LCHIP_LOUT_DESRD_ILLEGALLINK_ERR	3
CMALARM_LCHIP_LOUT_DESRD_ILLEGALSIZE_ERR	4
CMALARM_LCHIP_LOUT_HDRF_TOERR_ERR	5
CMALARM_LCHIP_LOUT_HDRF_PARITY_ERR	6
CMALARM_LCHIP_LOUT_HDRF_UCERR_ERR	7
CMALARM_LCHIP_LOUT_NLIF_CRCDROP_ERR	8
CMALARM_LCHIP_LOUT_NLIF_CRCERR_ERR	9
CMALARM_LCHIP_UCODE_TIMEOUT_ERR	10
CMALARM_LCHIP_LIN_SRCTL_ACCT_DROP_ERR	11
CMALARM_LCHIP_LIN_SRCTL_ACCT_ADDR_SIZE_ERR	12
CMALARM_LCHIP_SRAM_PARITY_ERR	13
CMALARM_LCHIP_UCODE_OVFLW_ERR	14
CMALARM_LCHIP_LOUT_HDRF_MTU_ERR	15

Chip Type: M Chip	Code
CMALARM_MCHIP_ECC_UNCORRECT_ERR	128

Chip Type: N Chip	Code
CMALARM_NCHIP_RDDMA_JBUS_TIMEOUT_ERR	256
CMALARM_NCHIP_RDDMA_FIFO_OVFLW_ERR	257
CMALARM_NCHIP_RDDMA_FIFO_UNFLW_ERR	258
CMALARM_NCHIP_RDDMA_SIZE_ERR	259
CMALARM_NCHIP_RDDMA_JBUS_CRC_ERR	260
CMALARM_NCHIP_WRDMA_PKTR_ERR	261
CMALARM_NCHIP_WRDMA_PKT_CRC_ERR	262
CMALARM_NCHIP_WRDMA_JBUS_TIMEOUT_ERR	263

CMALARM_NCHIP_WRDMA_FIFO_OVFLW_ERR	264
CMALARM_NCHIP_WRDMA_FIFO_UNFLW_ERR	265
CMALARM_NCHIP_WRDMA_PKT_LEN_ERR	266
CMALARM_NCHIP_WRDMA_JBUS_CRC_ERR	267
CMALARM_NCHIP_PKTR_DMA_AGE_ERR	268
CMALARM_NCHIP_PKTR_ICELLSIG_ERR	269
CMALARM_NCHIP_PKTR_FTTL_ERR	270
CMALARM_NCHIP_RODR_OFFSET_OVFLW_ERR	271
CMALARM_NCHIP_PKTR_TMO_CELL_ERR	272
CMALARM_NCHIP_PKTR_TMO_OUTRANGE_ERR	273
CMALARM_NCHIP_PKTR_MD_REQUEST_Q_OVFLW_ERR	274
CMALARM_NCHIP_PKTR_DMA_BUFFER_OVFLW_ERR	275
CMALARM_NCHIP_PKTR_GRT_OVFLW_ERR	276
CMALARM_NCHIP_FRQ_ERR	277
CMALARM_NCHIP_RODR_IN_Q_OVFLW_ERR	278
CMALARM_NCHIP_DBUF_CRC_ERR	279

Chip Type: R Chip	Code
CMALARM_RCHIP_SRAM_PARITY_ERR	512

Chip Type: R Chip	Code
CMALARM_ICHIP_WO_DESRD_ID_ERR	601
CMALARM_ICHIP_WO_DESRD_DATA_ERR	602
CMALARM_ICHIP_WO_DESRD_OFLOW_ERR	603
CMALARM_ICHIP_WO_HDRF_UCERR_ERR	604
CMALARM_ICHIP_WO_HDRF_MTUERR_ERR	605
CMALARM_ICHIP_WO_HDRF_PARITY_ERR	606

CMALARM_ICHIP_WO_HDRF_TOERR_ERR	607
CMALARM_ICHIP_WO_IP_CRC_ERR	608
CMALARM_ICHIP_WO_IP_INTER_ERR	609
CMALARM_ICHIP_WI_WAN_TIMEOUT_ERR	625
CMALARM_ICHIP_WI_FAB_TIMEOUT_ERR	626
CMALARM_ICHIP_RLDRAM_BIST_ERR	630
CMALARM_ICHIP_SDRAM_BIST_ERR	631
CMALARM_ICHIP_RLDRAM_PARITY_ERR	632
CMALARM_ICHIP_SDRAM_UNCORRECT_ERR	633
CMALARM_ICHIP_SDRAM_CORRECT_ERR	634
CMALARM_ICHIP_FUSE_DONE_ERR	635

According to the table above, the **279** error code corresponds to **CMALARM\_NCHIP\_DBUF\_CRC\_ERR**; this means that new CRC errors were seen on the NCHIP of this particular FPC, which is FPC as per the logs.

If you do not want to convert decimal to binary and vice versa, you may use the following shortcut:

For major alarms, the **Actual Error Code = (Error Code - 1)/2**, where **Error Code** is the code that you get in the log message. For example, if you get the following log:

Apr 12 08:04:10 send: red alarm set, device FPC 6, reason FPC 6 Major Errors - Error code: 257

Actual Error Code =  $(257-1)/2 = 128$ . Similarly, for minor alarms, Actual Error Code =  $(\text{Error Code})/2$

**Required Privilege Level**

view

**Related Documentation**

- *Configuring an RMON Alarm Entry and Its Attributes*
- *Chassis Conditions That Trigger Alarms*

**List of Sample Output**

[show chassis alarms \(Alarms Active\) on page 11](#)  
[show chassis alarms \(No Alarms Active\) on page 11](#)  
[show chassis alarms \(Fan Tray\) on page 11](#)  
[show chassis alarms \(MX104 Router\) on page 11](#)  
[show chassis alarms \(MX2010 Router\) on page 11](#)

[show chassis alarms \(MX2020 Router\) on page 11](#)  
[show chassis alarms \(MX960, MX480, and MX240 Routers showing Major CB Failure\) on page 11](#)  
[show chassis alarms \(T4000 Router\) on page 12](#)  
[show chassis alarms \(Unreachable Destinations Present on a T Series Router\) on page 12](#)  
[show chassis alarms \(FPC Offline Due to Unreachable Destinations on a T Series Router\) on page 12](#)  
[show chassis alarms \(SCG Absent on a T Series Router\) on page 13](#)  
[show chassis alarms \(Alarms Active on a TX Matrix Router\) on page 13](#)  
[show chassis alarms \(TX Matrix Plus router with 3D SIBs\) on page 13](#)  
[show chassis alarms \(Alarms on a T4000 Router After the enhanced-mode Statement is Enabled\) on page 15](#)  
[show chassis alarms \(Backup Routing Engine\) on page 15](#)  
[show chassis alarms \(EX Series Switch\) on page 15](#)  
[show chassis alarms \(Alarms Active on the QFX Series and OCX Series Switches\) on page 16](#)  
[show chassis alarms node-device \(Alarms Active on the QFabric System\) on page 16](#)  
[show chassis alarms \(Alarms Active on the QFabric System\) on page 16](#)  
[show chassis alarms \(Alarms Active on an EX8200 Switch\) on page 16](#)  
[show chassis alarms \(Alarms Active on a PTX5000 Packet Transport Router\) on page 17](#)  
[show chassis alarms \(Mix of PDUs Alarm on a PTX5000 Packet Transport Router with FPC2-PTX-P1A\) on page 17](#)  
[show chassis alarms \(PDU Converter Failed Alarm on a PTX5000 Packet Transport Router with FPC2-PTX-P1A\) on page 17](#)  
[show chassis alarms \(No Power for System Alarm on a PTX5000 Packet Transport Router with FPC2-PTX-P1A\) on page 17](#)  
[show chassis alarms \(Alarms Active on an ACX2000 Universal Access Router\) on page 18](#)  
[show chassis alarms \(Active Alarm to Indicate Status of the Bad SCB Clock on MX Series\) on page 18](#)

**Output Fields** [Table 3 on page 10](#) lists the output fields for the **show chassis alarms** command. Output fields are listed in the approximate order in which they appear.

**Table 3: show chassis alarms Output Fields**

Field Name	Field Description
Alarm time	Date and time the alarm was first recorded.
Class	Severity class for this alarm: <b>Minor</b> or <b>Major</b> .
Description	Information about the alarm.

## Sample Output

### show chassis alarms (Alarms Active)

```
user@host> show chassis alarms
3 alarms are currently active
Alarm time      Class Description
2000-02-07 10:12:22 UTC Major fxp0: ethernet link down
2000-02-07 10:11:54 UTC Minor YELLOW ALARM - PEM 1 Removed
2000-02-07 10:11:03 UTC Minor YELLOW ALARM - Lower Fan Tray Removed
```

### show chassis alarms (No Alarms Active)

```
user@host> show chassis alarms
No alarms are currently active
```

### show chassis alarms (Fan Tray)

```
user@host> show chassis alarms
4 alarms currently active
Alarm time      Class Description
2010-11-11 20:27:38 UTC Major Side Fan Tray 7 Failure
2010-11-11 20:27:13 UTC Minor Side Fan Tray 7 Overspeed
2010-11-11 20:27:13 UTC Major Side Fan Tray 5 Failure
2010-11-11 20:27:13 UTC Major Side Fan Tray 0 Failure
```

### show chassis alarms (MX104 Router)

```
user@host >show chassis alarms
1 alarms currently active
Alarm time      Class Description
2013-06-05 14:43:31 IST Minor Backup RE Active
```

### show chassis alarms (MX2010 Router)

```
user@host> show chassis alarms
7 alarms currently active
Alarm time      Class Description
2012-08-07 00:46:06 PDT Major Fan Tray 2 Failure
2012-08-06 18:24:36 PDT Minor Redundant feed missing for PSM 6
2012-08-06 07:41:04 PDT Minor Redundant feed missing for PSM 8
2012-08-04 02:42:06 PDT Minor Redundant feed missing for PSM 5
2012-08-03 21:14:24 PDT Minor Loss of communication with Backup RE
2012-08-03 12:26:03 PDT Minor Redundant feed missing for PSM 4
2012-08-03 10:40:18 PDT Minor Redundant feed missing for PSM 7
```

### show chassis alarms (MX2020 Router)

```
user@host> show chassis alarms
1 alarms currently active
Alarm time      Class Description
2012-10-03 12:14:59 PDT Minor Plane 0 not online
```

### show chassis alarms (MX960, MX480, and MX240 Routers showing Major CB Failure)

A major CB 0 failure alarm occurs in the event of a bad CB (unknown or mismatched CBs do not trigger this alarm in Junos Release OS 12.3R9 and later). Following GRES or recovery, if the hardware issue persists, the traffic moves to the good CB and continues. If the alarm was triggered by something transient like a power zone budget on GRES, bringing the CB back online can clear the alarm. Otherwise, replace the bad CB. Note

that fabric link speed is not impacted by an offline SCB. The alarm might be raised on CB0, CB1, and CB2.

```
user@host> show chassis alarms
6 alarms currently active
Alarm time          Class Description
2014-10-31 16:49:41 EDT Major PEM 3 Not OK
2014-10-31 16:49:41 EDT Major PEM 2 Not OK
2014-10-31 16:49:31 EDT Major CB 0 Failure
2014-10-31 16:49:31 EDT Minor CB 0 Fabric Chip 0 Not Online
2014-10-31 16:49:31 EDT Minor CB 0 Fabric Chip 1 Not Online
2014-10-31 16:49:31 EDT Minor Backup RE Active
```

#### show chassis alarms (T4000 Router)

```
user@host> show chassis alarms
9 alarms currently active
Alarm time          Class Description
2007-06-02 01:41:10 UTC Minor RE 0 Not Supported
2007-06-02 01:41:10 UTC Minor CB 0 Not Supported
2007-06-02 01:41:10 UTC Minor Mixed Master and Backup RE types
2007-05-30 19:37:33 UTC Major SPMB 1 not online
2007-05-30 19:37:29 UTC Minor Front Bottom Fan Tray Absent
2007-05-30 19:37:13 UTC Major PEM 1 Input Failure
2007-05-30 19:37:13 UTC Major PEM 0 Not OK
2007-05-30 19:37:03 UTC Major PEM 0 Improper for Platform
2007-05-30 19:37:03 UTC Minor Backup RE Active
```

#### show chassis alarms (Unreachable Destinations Present on a T Series Router)

```
user@host> show chassis alarms
10 alarms currently active
Alarm time          Class Description
2011-08-30 18:43:53 PDT Major FPC 7 has unreachable destinations
2011-08-30 18:43:53 PDT Major FPC 5 has unreachable destinations
2011-08-30 18:43:52 PDT Major FPC 3 has unreachable destinations
2011-08-30 18:43:52 PDT Major FPC 2 has unreachable destinations
2011-08-30 18:43:52 PDT Minor SIB 0 Not Online
2011-08-30 18:43:33 PDT Minor SIB 4 Not Online
2011-08-30 18:43:28 PDT Minor SIB 3 Not Online
2011-08-30 18:43:05 PDT Minor SIB 2 Not Online
2011-08-30 18:43:28 PDT Minor SIB 1 Not Online
2011-08-30 18:43:05 PDT Major PEM 1 Not Ok
```

#### show chassis alarms (FPC Offline Due to Unreachable Destinations on a T Series Router)

```
user@host> show chassis alarms
10 alarms currently active
Alarm time          Class Description
2011-08-30 18:43:53 PDT Major FPC 7 offline due to unreachable destinations
2011-08-30 18:43:53 PDT Major FPC 5 offline due to unreachable destinations
2011-08-30 18:43:52 PDT Major FPC 3 offline due to unreachable destinations
2011-08-30 18:43:52 PDT Major FPC 2 offline due to unreachable destinations
2011-08-30 18:43:52 PDT Minor SIB 0 Not Online
2011-08-30 18:43:33 PDT Minor SIB 4 Not Online
2011-08-30 18:43:28 PDT Minor SIB 3 Not Online
2011-08-30 18:43:05 PDT Minor SIB 2 Not Online
2011-08-30 18:43:28 PDT Minor SIB 1 Not Online
2011-08-30 18:43:05 PDT Major PEM 1 Not Ok
```

**show chassis alarms (SCG Absent on a T Series Router)**

```

user@host> show chassis alarms
4 alarms currently active
Alarm time          Class  Description
2011-01-23 21:42:46 PST  Major  SCG 0 NO EXT CLK MEAS-BKUP SCG ABS

```

**show chassis alarms (Alarms Active on a TX Matrix Router)**

```

user@host> show chassis alarms
scc-re0:
-----
8 alarms currently active
Alarm time          Class  Description
2004-08-05 18:43:53 PDT  Minor  LCC 0 Minor Errors
2004-08-05 18:43:53 PDT  Minor  SIB 3 Not Online
2004-08-05 18:43:52 PDT  Major  SIB 2 Absent
2004-08-05 18:43:52 PDT  Major  SIB 1 Absent
2004-08-05 18:43:52 PDT  Major  SIB 0 Absent
2004-08-05 18:43:33 PDT  Major  LCC 2 Major Errors
2004-08-05 18:43:28 PDT  Major  LCC 0 Major Errors
2004-08-05 18:43:05 PDT  Minor  LCC 2 Minor Errors
lcc0-re0:
-----
5 alarms currently active
Alarm time          Class  Description
2004-08-05 18:43:53 PDT  Minor  SIB 3 Not Online
2004-08-05 18:43:49 PDT  Major  SIB 2 Absent
2004-08-05 18:43:49 PDT  Major  SIB 1 Absent
2004-08-05 18:43:49 PDT  Major  SIB 0 Absent
2004-08-05 18:43:28 PDT  Major  PEM 0 Not OK
lcc2-re0:
-----
5 alarms currently active
Alarm time          Class  Description
2004-08-05 18:43:35 PDT  Minor  SIB 3 Not Online
2004-08-05 18:43:33 PDT  Major  SIB 2 Absent
2004-08-05 18:43:33 PDT  Major  SIB 1 Absent
2004-08-05 18:43:33 PDT  Major  SIB 0 Absent
2004-08-05 18:43:05 PDT  Minor  PEM 1 Absent

```

**show chassis alarms (TX Matrix Plus router with 3D SIBs)**

```

user@host> show chassis alarms
sfc0-re0:
-----
Alarm time          Class  Description
2014-04-08 14:35:13 IST  Minor  FPM 0 SFC Config Size Changed
2014-04-08 14:32:58 IST  Major  Fan Tray Failure
2014-04-08 14:31:53 IST  Major  SIB F13 6 Fault
2014-04-08 14:31:43 IST  Major  SIB F13 11 Fault
2014-04-08 14:31:08 IST  Minor  Check SIB F13 12 CXP 14 Fbr Cbl
2014-04-08 14:31:08 IST  Minor  Check SIB F13 12 CXP 8 Fbr Cbl
2014-04-08 14:31:08 IST  Minor  Check SIB F13 12 CXP 3 Fbr Cbl
2014-04-08 14:31:08 IST  Major  SIB F13 12 CXP 15 fault
2014-04-08 14:31:08 IST  Minor  SIB F13 12 CXP 14 LOL
2014-04-08 14:31:08 IST  Minor  Check SIB F13 12 CXP 14
2014-04-08 14:31:08 IST  Major  SIB F13 12 CXP 10 fault
2014-04-08 14:31:08 IST  Minor  SIB F13 12 CXP 8 LOL
2014-04-08 14:31:08 IST  Minor  Check SIB F13 12 CXP 8

```

```

2014-04-08 14:31:08 IST Major SIB F13 12 CXP 7 fault
2014-04-08 14:31:08 IST Major SIB F13 12 CXP 4 fault
2014-04-08 14:31:08 IST Minor SIB F13 12 CXP 3 LOL
2014-04-08 14:31:08 IST Minor Check SIB F13 12 CXP 3
2014-04-08 14:31:08 IST Minor Check SIB F13 6 CXP 14 Fbr Cbl
2014-04-08 14:31:08 IST Minor Check SIB F13 6 CXP 12 Fbr Cbl
2014-04-08 14:31:08 IST Minor Check SIB F13 6 CXP 8 Fbr Cbl
2014-04-08 14:31:08 IST Minor Check SIB F13 6 CXP 6 Fbr Cbl
2014-04-08 14:31:08 IST Minor Check SIB F13 6 CXP 4 Fbr Cbl
2014-04-08 14:31:08 IST Minor Check SIB F13 6 CXP 2 Fbr Cbl
2014-04-08 14:31:08 IST Minor Check SIB F13 6 CXP 0 Fbr Cbl
2014-04-08 14:31:08 IST Minor SIB F13 6 CXP 14 LOL
2014-04-08 14:31:08 IST Minor Check SIB F13 6 CXP 14
2014-04-08 14:31:08 IST Minor SIB F13 6 CXP 12 LOL
2014-04-08 14:31:08 IST Minor Check SIB F13 6 CXP 12
2014-04-08 14:31:08 IST Major SIB F13 6 CXP 10 fault
2014-04-08 14:31:08 IST Minor SIB F13 6 CXP 8 LOL
2014-04-08 14:31:08 IST Minor Check SIB F13 6 CXP 8
2014-04-08 14:31:08 IST Minor SIB F13 6 CXP 6 LOL
2014-04-08 14:31:08 IST Minor Check SIB F13 6 CXP 6
2014-04-08 14:31:08 IST Minor SIB F13 6 CXP 4 LOL
2014-04-08 14:31:08 IST Minor Check SIB F13 6 CXP 4
2014-04-08 14:31:08 IST Minor SIB F13 6 CXP 2 LOL
2014-04-08 14:31:08 IST Minor Check SIB F13 6 CXP 2
2014-04-08 14:31:08 IST Minor SIB F13 6 CXP 0 LOL
2014-04-08 14:31:08 IST Minor Check SIB F13 6 CXP 0
2014-04-08 14:31:08 IST Minor SIB F13 12 CXP 14 XC HSL Link Error
2014-04-08 14:29:27 IST Minor LCC 0 Minor Errors
2014-04-08 14:28:37 IST Major LCC 0 Major Errors
2014-04-08 14:28:37 IST Major LCC 2 Major Errors
2014-04-08 14:28:37 IST Minor LCC 2 Minor Errors
2014-04-08 14:28:24 IST Major SIB F2S 4/6 Absent
2014-04-08 14:28:24 IST Major SIB F2S 4/4 Absent
2014-04-08 14:28:24 IST Major SIB F2S 4/2 Absent
2014-04-08 14:28:24 IST Major SIB F2S 4/0 Absent
2014-04-08 14:28:24 IST Major SIB F2S 3/6 Absent
2014-04-08 14:28:24 IST Major SIB F2S 3/4 Absent
2014-04-08 14:28:24 IST Major SIB F2S 3/2 Absent
2014-04-08 14:28:24 IST Major SIB F2S 3/0 Absent
2014-04-08 14:28:24 IST Major SIB F13 9 Absent
2014-04-08 14:28:24 IST Major SIB F13 8 Absent
2014-04-08 14:28:24 IST Major SIB F13 7 Absent
2014-04-08 14:28:24 IST Major SIB F13 4 Absent
2014-04-08 14:28:24 IST Major SIB F13 1 Absent
2014-04-08 14:28:22 IST Major PEM 0 Input Failure
2014-04-08 14:28:22 IST Major PEM 0 Not OK

```

lcc0-re0:

-----  
12 alarms currently active

Alarm time	Class	Description
2014-04-08 14:36:08 IST	Minor	CB 1 M/S Switch Changed
2014-04-08 14:36:08 IST	Minor	CB 1 CHASSIS ID Changed
2014-04-08 14:35:43 IST	Minor	CB 0 M/S Switch Changed
2014-04-08 14:35:43 IST	Minor	CB 0 CHASSIS ID Changed
2014-04-08 14:29:30 IST	Minor	SIB 4 Not Online
2014-04-08 14:29:30 IST	Minor	SIB 3 Not Online
2014-04-08 14:29:30 IST	Minor	SIB 2 Not Online
2014-04-08 14:29:24 IST	Major	Rear Fan Tray Failure
2014-04-08 14:29:24 IST	Major	Front Bottom Fan Tray Improper for Platform
2014-04-08 14:29:24 IST	Major	Front Top Fan Tray Improper for Platform

```
2014-04-08 14:28:37 IST Major SIB 4 Absent
2014-04-08 14:28:37 IST Major SIB 3 Absent
```

```
lcc2-re0:
```

```
-----
12 alarms currently active
Alarm time          Class Description
2014-04-08 14:36:02 IST Minor CB 1 M/S Switch Changed
2014-04-08 14:36:02 IST Minor CB 1 CHASSIS ID Changed
2014-04-08 14:35:42 IST Minor CB 0 M/S Switch Changed
2014-04-08 14:34:42 IST Minor CB 0 CHASSIS ID Changed
2014-04-08 14:29:29 IST Minor SIB 0 CXP 7 Unsupported Optics
2014-04-08 14:29:27 IST Major Front Bottom Fan Tray Improper for Platform
2014-04-08 14:29:27 IST Major Front Top Fan Tray Improper for Platform
2014-04-08 14:29:25 IST Minor SIB 4 Not Online
2014-04-08 14:29:25 IST Minor SIB 3 Not Online
2014-04-08 14:28:47 IST Major PEM 0 Not OK
2014-04-08 14:28:36 IST Major SIB 2 Absent
2014-04-08 14:28:36 IST Minor Host 0 Boot from alternate media
```

```
lcc6-re0:
```

```
-----
2 alarms currently active
Alarm time          Class Description
2013-11-06 04:03:56 PST Minor SIB 1 CXP 0 XC HSL Link Error
2013-11-06 03:49:32 PST Major PEM 1 Not OK
```

### show chassis alarms (Alarms on a T4000 Router After the enhanced-mode Statement is Enabled)

To enable improved virtual private LAN service (VPLS) MAC address learning on T4000 routers, you must include the **enhanced-mode** statement at the **[edit chassis network-services]** hierarchy level and reboot the router. When router reboots, only the T4000 Type 5 FPCs are required to be present on the router. If there are any other FPCs (apart from T4000 Type 5 FPCs) on the T4000 router, such FPCs become offline, and FPC misconfiguration alarms are generated. The **show chassis alarm** command output displays FPC misconfiguration (**FPC *fpc-slot* misconfig**) as the reason for the generation of the alarms.

```
user@host> show chassis alarms
2 alarms currently active
Alarm time          Class Description
2011-10-22 10:10:47 PDT Major FPC 1 misconfig
2011-10-22 10:10:46 PDT Major FPC 0 misconfig
```

### show chassis alarms (Backup Routing Engine)

```
user@host> show chassis alarms
2 alarms are currently active
Alarm time          Class Description
2005-04-07 10:12:22 PDT Minor Host 1 Boot from alternate media
2005-04-07 10:11:54 PDT Major Host 1 compact-flash missing in Boot List
```

### show chassis alarms (EX Series Switch)

```
user@switch> show chassis alarms
4 alarms currently active
Alarm time          Class Description
2014-03-12 15:36:09 UTC Minor Require a Fan Tray upgrade
2014-03-12 15:00:02 UTC Major PEM 0 Input Failure
```

```

2014-03-12 15:00:02 UTC Major PEM 0 Not OK
2014-03-12 14:59:51 UTC Minor Host 1 Boot from alternate media

```

#### show chassis alarms (Alarms Active on the QFX Series and OCX Series Switches)

```

user@switch> show chassis alarms
1 alarms currently active
Alarm time          Class Description
2012-03-05 2:10:24 UTC Major FPC 0 PEM 0 Airflow not matching Chassis Airflow

```

#### show chassis alarms node-device (Alarms Active on the QFabric System)

```

user@switch> show chassis alarms node-device ED3691
node-device ED3694
3 alarms currently active
Alarm time          Class Description
2011-08-24 16:04:15 UTC Major ED3694:fte-0/1/2: Link down
2011-08-24 16:04:14 UTC Major ED3694:fte-0/1/0: Link down
2011-08-24 14:21:14 UTC Major ED3694 PEM 0 is not supported/powered

```

#### show chassis alarms (Alarms Active on the QFabric System)

```

user@switch> show chassis alarms
IC-A0001:
-----
1 alarms currently active
Alarm time          Class Description
2011-08-24 16:04:15 UTC Minor Backup RE Active

ED3694:
-----
3 alarms currently active
Alarm time          Class Description
2011-08-24 16:04:15 UTC Major ED3694:fte-0/1/2: Link down
2011-08-24 16:04:14 UTC Major ED3694:fte-0/1/0: Link down
2011-08-24 14:21:14 UTC Major ED3694 PEM 0 is not supported/powered

SNG-0:
-----

NW-NG-0:
-----
1 alarms currently active
Alarm time          Class Description
2011-08-24 15:49:27 UTC Major ED3691 PEM 0 is not supported/powered

```

#### show chassis alarms (Alarms Active on an EX8200 Switch)

```

user@switch> show chassis alarms

6 alarms currently active
Alarm time          Class Description
2010-12-02 19:15:22 UTC Major Fan Tray Failure
2010-12-02 19:15:22 UTC Major Fan Tray Failure
2010-12-02 19:15:14 UTC Minor Check CB 0 Fabric Chip 1 on Plane/FPC/PFE: 1/5/0,
1/5/1, 1/5/2, 1/5/3, 1/7/0, 1/7/1, 1/7/2, 1/7/3, 2/5/0, 2/5/1, ...
2010-12-02 19:15:14 UTC Minor Check CB 0 Fabric Chip 0 on Plane/FPC/PFE: 1/5/0,
1/5/1, 1/5/2, 1/5/3, 1/7/0, 1/7/1, 1/7/2, 1/7/3, 2/5/0, 2/5/1, ...
2010-12-02 19:14:18 UTC Major PSU 1 Output Failure
2010-12-02 19:14:18 UTC Minor Loss of communication with Backup RE

```

**show chassis alarms (Alarms Active on a PTX5000 Packet Transport Router)**

```
user@host> show chassis alarms
```

```
23 alarms currently active
Alarm time      Class Description
2011-07-12 16:22:05 PDT Minor No Redundant Power for Rear Chassis
2011-07-12 16:22:05 PDT Major PDU 0 PSM 1 Not OK
2011-07-12 16:21:57 PDT Minor No Redundant Power for Fan 0-2
2011-07-12 16:21:57 PDT Major PDU 0 PSM 0 Not OK
2011-07-12 15:56:06 PDT Major PDU 1 PSM 2 Not OK
2011-07-12 15:56:06 PDT Minor No Redundant Power for FPC 0-7
2011-07-12 15:56:06 PDT Major PDU 0 PSM 3 Not OK
2011-07-12 15:28:20 PDT Major PDU 0 PSM 2 Not OK
2011-07-12 15:19:14 PDT Minor Backup RE Active
```

**show chassis alarms (Mix of PDUs Alarm on a PTX5000 Packet Transport Router with FPC2-PTX-P1A)**

All PDUs installed on a PTX5000 router must be of the same type. The **Mix of PDUs or Power Manager Non Operational** alarm is raised when different types of PDUs are installed on a PTX5000 router.

```
user@host> show chassis alarms
```

```
15 alarms currently active
Alarm time      Class Description
2013-03-19 23:03:53 PDT Minor No Redundant Power
2013-03-19 23:03:48 PDT Minor Mix of PDUs
2013-03-19 23:03:47 PDT Minor PDU 1 PSM 3 Absent
2013-03-19 23:03:47 PDT Minor PDU 1 PSM 2 Absent
2013-03-19 23:03:47 PDT Minor PDU 1 PSM 1 Absent
2013-03-19 23:03:47 PDT Minor PDU 1 PSM 0 Absent
2013-03-19 23:03:46 PDT Major No CG Online
```

**show chassis alarms (PDU Converter Failed Alarm on a PTX5000 Packet Transport Router with FPC2-PTX-P1A)**

The **PDU Converter Failed** alarm is raised when one or more 36 V booster converter of a DC PDU fails. If two or more 36 V booster converter fails, fan trays fail and the router might get over heated. Therefore, when this alarm is raised, check the PDU and replace it, if required.

```
user@host> show chassis alarms
```

```
11 alarms currently active
Alarm time      Class Description
2013-12-11 22:14:13 PST Minor No Redundant Power for System
2013-12-11 22:14:10 PST Major PDU 0 PSM 7 Not OK
2013-12-11 22:14:10 PST Major PDU 0 PSM 6 Not OK
2013-12-11 22:14:10 PST Major PDU 0 PSM 5 Not OK
2013-12-11 22:14:10 PST Major PDU 0 PSM 4 Not OK
2013-12-11 22:14:10 PST Major PDU 0 PSM 3 Not OK
2013-12-11 22:14:10 PST Major PDU 0 PSM 2 Not OK
2013-12-11 22:14:10 PST Major PDU 0 PSM 1 Not OK
2013-12-11 22:14:10 PST Major PDU 0 PSM 0 Not OK
2013-12-11 22:14:10 PST Major PDU 0 Not OK
2013-12-11 22:14:01 PST Major PDU 0 Converter Failed
```

**show chassis alarms (No Power for System Alarm on a PTX5000 Packet Transport Router with FPC2-PTX-P1A)**

```
user@host> show chassis alarms
```

```
8 alarms currently active
Alarm time      Class Description
```

```
2013-11-19 01:58:41 PST Major No Power for System
2013-11-19 01:58:37 PST Major PDU 0 PSM 1 Not OK
2013-11-19 01:56:46 PST Major PDU 0 PSM 2 Not OK
2013-11-19 01:54:26 PST Major PDU 0 PSM 3 Not OK
2013-11-19 01:53:30 PST Major PDU 1 PSM 3 Not OK
2013-11-19 01:53:29 PST Major PDU 1 PSM 2 Not OK
2013-11-19 01:53:29 PST Major PDU 1 PSM 1 Not OK
2013-11-19 01:53:29 PST Major PDU 1 PSM 0 Not OK
```

#### show chassis alarms (Alarms Active on an ACX2000 Universal Access Router)

```
user@host> show chassis alarms
7 alarms currently active
Alarm time          Class Description
2012-05-22 11:19:09 UTC Major xe-0/3/1: Link down
2012-05-22 11:19:09 UTC Major xe-0/3/0: Link down
2012-05-22 11:19:09 UTC Major ge-0/1/7: Link down
2012-05-22 11:19:09 UTC Major ge-0/1/6: Link down
2012-05-22 11:19:09 UTC Major ge-0/1/3: Link down
2012-05-22 11:19:09 UTC Major ge-0/1/2: Link down
2012-05-22 11:19:09 UTC Major ge-0/1/1: Link down
```

#### show chassis alarms (Active Alarm to Indicate Status of the Bad SCB Clock on MX Series)

```
user@host> show chassis alarms
1 alarm currently active
Alarm time          Class Description
2013-08-06 07:48:35 PDT Major CB 0 19.44 MHz clock failure
```

## show chassis environment

<b>List of Syntax</b>	<a href="#">Syntax on page 19</a> <a href="#">Syntax (T320, T640, T1600, and T4000 Routers) on page 19</a> <a href="#">Syntax (TX Matrix Routers) on page 19</a> <a href="#">Syntax (TX Matrix Plus Routers) on page 19</a> <a href="#">Syntax (MX Series Routers) on page 19</a> <a href="#">Syntax (MX104 3D Universal Edge Routers) on page 19</a> <a href="#">Syntax (MX2010 and MX2020 3D Universal Edge Routers) on page 20</a> <a href="#">Syntax (EX8200 Switches) on page 20</a> <a href="#">Syntax (EX Series Switches except EX8200) on page 20</a> <a href="#">Syntax (QFX Series) on page 20</a> <a href="#">Syntax (OCX Series) on page 20</a> <a href="#">Syntax (PTX Series Packet Transport Routers) on page 20</a> <a href="#">Syntax (ACX Series Universal Access Routers) on page 20</a>
<b>Syntax</b>	<b>show chassis environment</b>
<b>Syntax (T320, T640, T1600, and T4000 Routers)</b>	<b>show chassis environment</b> <code>&lt;cb <i>cb-slot-number</i>&gt;</code> <code>&lt;fpc <i>fpc-slot-number</i>&gt;</code> <code>&lt;fpm&gt;</code> <code>&lt;pem <i>pem-slot-number</i>&gt;</code> <code>&lt;routing-engine <i>re-slot-number</i>&gt;</code> <code>&lt;scg <i>scg-slot-number</i>&gt;</code> <code>&lt;sib <i>sib-slot-number</i>&gt;</code>
<b>Syntax (TX Matrix Routers)</b>	<b>show chassis environment</b> <code>&lt;lcc <i>number</i>   scc&gt;</code>
<b>Syntax (TX Matrix Plus Routers)</b>	<b>show chassis environment</b> <code>&lt;cb <i>cb-slot-number</i>&gt;</code> <code>&lt;cip <i>cip-slot-number</i>&gt;</code> <code>&lt;fpc <i>fpc-slot-number</i>&gt;</code> <code>&lt;fpm&gt;</code> <code>&lt;lcc <i>number</i>&gt;</code> <code>&lt;pem <i>pem-slot-number</i>&gt;</code> <code>&lt;routing-engine <i>re-slot-number</i>&gt;</code> <code>&lt;scg <i>scg-slot-number</i>&gt;</code> <code>&lt; sfc <i>number</i>&gt;</code> <code>&lt;sib <i>sib-slot-number</i>&gt;</code>
<b>Syntax (MX Series Routers)</b>	<b>show chassis environment</b> <code>&lt;all-members&gt;</code> <code>&lt;local&gt;</code> <code>&lt;member <i>member-id</i>&gt;</code>
<b>Syntax (MX104 3D Universal Edge Routers)</b>	<b>show chassis environment</b> <code>&lt;cb&gt;</code> <code>&lt;pem <i>pem-slot-number</i>&gt;</code> <code>&lt;routing-engine <i>re-slot-number</i>&gt;</code>

Syntax (MX2010 and MX2020 3D Universal Edge Routers)	<pre>show chassis environment &lt;adc <i>adc-slot-number</i>&gt; &lt;all-members&gt; &lt;cb <i>cb-slot-number</i>&gt; &lt;fan <i>fantray-slot-number</i>&gt; &lt;fpc <i>fpc-slot-number</i>&gt; &lt;fpm&gt; &lt;local&gt; &lt;member <i>member-id</i>&gt; &lt;monitored&gt; &lt;psm <i>psm-slot-number</i>&gt; &lt;routing-engine <i>re-slot-number</i>&gt; &lt;sfb <i>sfb-slot-number</i>&gt;</pre>
Syntax (EX8200 Switches)	<pre>show chassis environment &lt;all-members&gt; &lt;cb <i>cb-slot-number</i>&gt; &lt;fpc <i>fpc-slot-number</i>&gt; &lt;local&gt; &lt;member <i>member-id</i>&gt; &lt;psu <i>psu-slot-number</i>&gt; &lt;routing-engine <i>re-slot-number</i>&gt;</pre>
Syntax (EX Series Switches except EX8200)	<pre>show chassis environment &lt;all-members&gt; &lt;fpc <i>fpc-slot-number</i>&gt; &lt;local&gt; &lt;member <i>member-id</i>&gt; &lt;power-supply-unit&gt; &lt;routing-engine&gt;</pre>
Syntax (QFX Series)	<pre>show chassis environment &lt;cb <i>slot-number</i> &lt;interconnect-device <i>name</i>&gt;&gt; &lt;fpc <i>slot-number</i> &lt;interconnect-device <i>name</i>&gt;&gt; &lt;interconnect-device <i>name</i> &lt;slot-number&gt; &lt;node-device <i>name</i>&gt; &lt;pem <i>slot-number</i> (interconnect-device <i>name</i> <i>slot-number</i>)   (node-device <i>name</i>)&gt; &lt;routing-engine <i>name</i> &lt;interconnect-device <i>name</i> <i>slot-number</i>&gt;&gt;</pre>
Syntax (OCX Series)	<pre>show chassis environment</pre>
Syntax (PTX Series Packet Transport Routers)	<pre>show chassis environment &lt;cb <i>cb-slot-number</i>&gt; &lt;ccg <i>ccg-slot-number</i>&gt; &lt;fpc <i>fpc-slot-number</i>&gt; &lt;fpm&gt; &lt;monitored&gt; &lt;pdu <i>pdu-slot-number</i>&gt; &lt;routing-engine <i>re-slot-number</i>&gt; &lt;sib <i>sib-slot-number</i>&gt;</pre>
Syntax (ACX Series Universal Access Routers)	<pre>show chassis environment &lt;cb <i>cb-slot-number</i>&gt; &lt;pem <i>pem-slot-number</i>&gt; &lt;routing-engine <i>re-slot-number</i>&gt;</pre>

<b>Release Information</b>	<p>Command introduced before Junos OS Release 7.4.</p> <p>Command introduced in Junos OS Release 9.0 for EX Series switches.</p> <p><b>sfc</b> option introduced for the TX Matrix Plus router in Junos OS Release 9.6.</p> <p>Command introduced in Junos OS Release 11.1 for QFX Series.</p> <p>Command introduced in Junos OS Release 12.1x48 for PTX Series Packet Transport Routers.</p> <p><b>monitored</b> option added in Junos OS Release 12.1x48 for PTX Series Packet Transport Routers.</p> <p>Command introduced in Junos OS Release 12.1 for T4000 Core Routers.</p> <p>Command introduced in Junos OS Release 12.2 for ACX Series Universal Access Routers.</p> <p>Command introduced in Junos OS Release 12.3 for MX2020 3D Universal Edge Routers.</p> <p>Command introduced in Junos OS Release 12.3 for MX2010 3D Universal Edge Routers.</p> <p><b>pem</b> option introduced in Junos OS Release 12.3 for ACX4000 Universal Access Routers.</p> <p>Command introduced in Junos OS Release 13.2 for MX104 3D Universal Edge Routers.</p> <p><b>all-members</b>, <b>local</b>, and <b>member member-id</b> options introduced in Junos OS Release 15.1 for MX2020 and MX2010 routers.</p>
<b>Description</b>	<p>Display environmental information about the router or switch chassis, including the temperature and information about the fans, power supplies, and Routing Engine.</p> <p>In addition, on ACX4000 routers, display temperature information about the different channels of a Modular Interface Card (MIC). The number of channels displayed depends on the type of MIC installed.</p> <p>Starting with Junos OS Release 14.1, the <b>show chassis environment cb cb-slot-number   ccg ccg-slot-number   fpc fpc-slot-number   fpm   monitored   pdu pdu-slot-number   routing-engine re-slot-number   sib sib-slot-number</b> operational mode command output displays environmental information for the new DC power supply module (PSM) and power distribution unit (PDU) that are added to provide power to the high-density FPC (FPC2-PTX-PIA) and other components in a PTX5000 Packet Transport Router.</p>
<b>Options</b>	<p><b>none</b>—Display environmental information about the router or switch chassis. On a TX Matrix router, display environmental information about the TX Matrix router and its attached T640 routers. On a TX Matrix Plus router, display environmental information about the TX Matrix Plus router and its attached routers.</p> <p><b>all-members</b>—(MX Series routers and EX Series switches only) (Optional) Display chassis environmental information for all the members of the Virtual Chassis configuration.</p> <p><b>adc adc-slot-number</b>—(MX2020 and MX2010 routers only) (Optional) Display chassis environmental information for the adapter cards. For MX2020 routers, replace <b>adc-slot-number</b> with a value from 0 through 19. For MX2010 routers, replace <b>adc-slot-number</b> with a value from 0 through 9.</p> <p><b>cb cb-slot-number</b>—(ACX Series Universal Access Routers, EX Series switches, M120, M320, and M40e routers, MX Series routers, MX2020 routers, MX2010 routers, PTX Series Packet Transport Routers, QFX Series, and T Series routers, and TX Matrix Plus routers only) (Optional) Display chassis environmental information for the Control Board. On devices other than EX Series switches, replace <b>cb-slot</b> with 0 or</p>



**local**—(MX Series routers and EX Series switches only) (Optional) Display chassis environmental information for the local Virtual Chassis member.

**member *member-id***—(MX Series routers and EX Series switches only) (Optional) Display chassis environmental information for the specified member of the Virtual Chassis configuration. On MX Series routers, replace *member-id* with a value of 0 or 1. For EX Series switches, see *member* for member ID values.

**monitored**—(MX2020 routers and PTX Series Packet Transport Routers only) (Optional) Display chassis environmental information for monitored temperatures only. Temperatures that are not included in temperature alarm computations are not displayed.

**node-device *name***—(QFabric systems only) (Optional) Display chassis environmental information for the Node device.

**pdu *pdu-slot-number***—(PTX Series only) (Optional) Display chassis environmental information for the specified power distribution unit.

**pem**—(QFX3500 switches and QFabric systems only) (Optional) Display chassis environmental information for the Power Entry Module on the specified Interconnect device or Node device.

**pem *pem-slot-number***—(ACX Series Universal Access Routers, M120, M320, and M40e routers, MX Series routers, MX104 routers, QFX Series, and T Series routers only) (Optional) Display chassis environmental information for the Power Entry Module on the specified Power Entry Module. For information about the options, see [show chassis environment pem](#).

**psm *psm-slot-number***—(MX2020 and MX2010 routers only) (Optional) Display chassis environmental information for the power supply module. For MX2020 routers, replace *psm-slot-number* with a value from 0 through 17. For MX2010 routers, replace *psm-slot-number* with a value from 0 through 8.

**psu *psu-slot-number***—(EX Series switches only) (Optional) Display chassis environmental information for a specified power supply. See *EX Series Switches Hardware and CLI Terminology Mapping* for detailed information.

**routing-engine**—(QFX3500 switches and QFabric systems only) (Optional) Display chassis environmental information for the Routing Engine on the specified Interconnect device.

**routing-engine *re-slot-number***—(Optional) Display chassis environmental information for the specified Routing Engine. For information about the options, see [show chassis environment routing-engine](#).

**scg**—(T Series routers only) (Optional) Display chassis environmental information about the SONET Clock Generator.

**scc**—(TX Matrix routers only) (Optional) Display chassis environmental information about the TX Matrix router (switch-card chassis).

**sfb *sfb-slot-number***—(MX2020 and MX2010 routers only) (Optional) Display chassis environmental information for the power supply module. Replace ***sfb-slot-number*** with a value from 0 through 7.

**sfc *number***—(TX Matrix Plus routers only) (Optional) Display chassis environmental information about the respective TX Matrix Plus router ( switch-fabric chassis). Replace ***number*** variable with 0.

**sib *sib-slot-number***—(M320 routers, PTX Series Packet Transport Routers, and T Series routers only) (Optional) Display chassis environmental information about the specified switch interface board. For information about the options, see *show chassis environment sib*.

**Required Privilege Level**

view

**Related Documentation**

- *show chassis environment adc*
- [show chassis environment cb on page 82](#)
- *show chassis environment ccg*
- *show chassis environment cip*
- [show chassis environment fpc on page 100](#)
- *show chassis environment fpm*
- *show chassis environment lcc*
- *show chassis environment mcs*
- *show chassis environment monitored*
- *show chassis environment pcg*
- *show chassis environment pdu*
- [show chassis environment pem on page 126](#)
- *show chassis environment psm*
- *show chassis environment psu*
- [show chassis environment routing-engine on page 135](#)
- *show chassis environment scg*
- *show chassis environment sfb*
- *show chassis environment sib*
- *show chassis environment sfc*

**List of Sample Output**

[show chassis environment \(M5 Router\) on page 27](#)  
[show chassis environment \(M7i Router\) on page 27](#)  
[show chassis environment \(M10 Router\) on page 28](#)  
[show chassis environment \(M10i Router\) on page 28](#)

[show chassis environment \(M20 Router\) on page 28](#)  
[show chassis environment \(M40 Router\) on page 29](#)  
[show chassis environment \(M40e Router\) on page 29](#)  
[show chassis environment \(M120 Router\) on page 30](#)  
[show chassis environment \(M160 Router\) on page 31](#)  
[show chassis environment \(M320 Router\) on page 31](#)  
[show chassis environment \(MX104 Router\) on page 32](#)  
[show chassis environment \(MX240 Router\) on page 32](#)  
[show chassis environment \(MX240 Router with SCBE\) on page 33](#)  
[show chassis environment \(MX480 Router\) on page 34](#)  
[show chassis environment \(MX480 Router with SCBE\) on page 35](#)  
[show chassis environment \(MX960 Router\) on page 36](#)  
[show chassis environment \(MX960 Router with SCBE\) on page 37](#)  
[show chassis environment \(MX960 Router with MPC5EQ\) on page 39](#)  
[show chassis environment \(MX2020 Router\) on page 44](#)  
[show chassis environment \(MX2020 Router with MPC5EQ and MPC6E\) on page 53](#)  
[show chassis environment \(MX2010 Router\) on page 57](#)  
[show chassis environment \(T320 Router\) on page 62](#)  
[show chassis environment \(T640 Router\) on page 63](#)  
[show chassis environment \(T4000 Router\) on page 64](#)  
[show chassis environment \(TX Matrix Router\) on page 65](#)  
[show chassis environment \(T1600 Router\) on page 67](#)  
[show chassis environment \(TX Matrix Plus Router\) on page 68](#)  
[show chassis environment \(TX Matrix Plus router with 3D SIBs\) on page 70](#)  
[show chassis environment \(EX4200 Standalone Switch\) on page 73](#)  
[show chassis environment \(EX8216 Switch\) on page 73](#)  
[show chassis environment \(EX9200 Switch\) on page 74](#)  
[show chassis environment \(QFX Series and OCX Series\) on page 75](#)  
[show chassis environment interconnect-device \(QFabric System\) on page 75](#)  
[show chassis environment node-device \(QFabric System\) on page 77](#)  
[show chassis environment pem node-device \(QFabric System\) on page 77](#)  
[show chassis environment \(PTX5000 Packet Transport Router\) on page 77](#)  
[show chassis environment \(PTX5000 Packet Transport Router with FPC2-PTX-P1A\) on page 80](#)  
[show chassis environment \(ACX2000 Universal Access Router\) on page 80](#)  
[show chassis environment \(ACX4000 Universal Access Router\) on page 81](#)

**Output Fields** [Table 4 on page 26](#) lists the output fields for the **show chassis environment** command. Output fields are listed in the approximate order in which they appear.









































































ADC 5 Exhaust	OK	22 degrees C / 71 degrees F
ADC 5 ADC-XF1	OK	28 degrees C / 82 degrees F
ADC 5 ADC-XF0	OK	34 degrees C / 93 degrees F
ADC 6 Intake	OK	11 degrees C / 51 degrees F
ADC 6 Exhaust	OK	21 degrees C / 69 degrees F
ADC 6 ADC-XF1	OK	26 degrees C / 78 degrees F
ADC 6 ADC-XF0	OK	35 degrees C / 95 degrees F
ADC 7 Intake	OK	14 degrees C / 57 degrees F
ADC 7 Exhaust	OK	22 degrees C / 71 degrees F
ADC 7 ADC-XF1	OK	26 degrees C / 78 degrees F
ADC 7 ADC-XF0	OK	34 degrees C / 93 degrees F
ADC 8 Intake	OK	14 degrees C / 57 degrees F
ADC 8 Exhaust	OK	21 degrees C / 69 degrees F
ADC 8 ADC-XF1	OK	24 degrees C / 75 degrees F
ADC 8 ADC-XF0	OK	31 degrees C / 87 degrees F
ADC 9 Intake	OK	10 degrees C / 50 degrees F
ADC 9 Exhaust	OK	22 degrees C / 71 degrees F
ADC 9 ADC-XF1	OK	28 degrees C / 82 degrees F
ADC 9 ADC-XF0	OK	36 degrees C / 96 degrees F
Fans Fan Tray 0 Fan 1	OK	3480 RPM
Fans Fan Tray 0 Fan 2	OK	3480 RPM
Fans Fan Tray 0 Fan 3	OK	3480 RPM
Fans Fan Tray 0 Fan 4	OK	3360 RPM
Fans Fan Tray 0 Fan 5	OK	3360 RPM
Fans Fan Tray 0 Fan 6	OK	3480 RPM
Fans Fan Tray 1 Fan 1	OK	3360 RPM
Fans Fan Tray 1 Fan 2	OK	3360 RPM
Fans Fan Tray 1 Fan 3	OK	3360 RPM
Fans Fan Tray 1 Fan 4	OK	3480 RPM
Fans Fan Tray 1 Fan 5	OK	3480 RPM
Fans Fan Tray 1 Fan 6	OK	3480 RPM
Fans Fan Tray 2 Fan 1	OK	3360 RPM
Fans Fan Tray 2 Fan 2	OK	3360 RPM
Fans Fan Tray 2 Fan 3	OK	3480 RPM
Fans Fan Tray 2 Fan 4	OK	3480 RPM
Fans Fan Tray 2 Fan 5	OK	3360 RPM
Fans Fan Tray 2 Fan 6	OK	3480 RPM
Fans Fan Tray 3 Fan 1	OK	3360 RPM
Fans Fan Tray 3 Fan 2	OK	3360 RPM
Fans Fan Tray 3 Fan 3	OK	3480 RPM
Fans Fan Tray 3 Fan 4	OK	3480 RPM
Fans Fan Tray 3 Fan 5	OK	3480 RPM
Fans Fan Tray 3 Fan 6	OK	3360 RPM

## show chassis environment (T320 Router)

```

user@host> show chassis environment
Class Item                Status      Measurement
Power PEM 0                OK
      PEM 1                Absent
Temp  SCG 0                OK          28 degrees C / 82 degrees F
      SCG 1                OK          28 degrees C / 82 degrees F
      Routing Engine 0     OK          31 degrees C / 87 degrees F
      Routing Engine 1     OK          30 degrees C / 86 degrees F
      CB 0                 OK          32 degrees C / 89 degrees F
      CB 1                 OK          32 degrees C / 89 degrees F
      SIB 0                OK          33 degrees C / 91 degrees F
      SIB 1                OK          33 degrees C / 91 degrees F
      SIB 2                OK          34 degrees C / 93 degrees F
      FPC 0 Top            OK          38 degrees C / 100 degrees F
      FPC 0 Bottom        OK          32 degrees C / 89 degrees F

```

























```

FPC 3 Exhaust A          OK          51 degrees C / 123 degrees F

[...Output truncated...]

Fans  Top Rear Fan       OK          Spinning at intermediate-speed
      Bottom Rear Fan    OK          Spinning at intermediate-speed
      Top Middle Fan     OK          Spinning at intermediate-speed
      Bottom Middle Fan  OK          Spinning at intermediate-speed
      Top Front Fan      OK          Spinning at intermediate-speed
      Bottom Front Fan   OK          Spinning at intermediate-speed

```

### show chassis environment (QFX Series and OCX Series)

```

user@switch> show chassis environment
Class Item                Status      Measurement
Power FPC 0 Power Supply 0 OK
      FPC 0 Power Supply 1 OK
Temp  FPC 0 Sensor TopLeft I OK          26 degrees C / 78 degrees F
      FPC 0 Sensor TopRight I OK          24 degrees C / 75 degrees F
      FPC 0 Sensor TopLeft E OK          30 degrees C / 86 degrees F
      FPC 0 Sensor TopRight E OK          30 degrees C / 86 degrees F
      FPC 0 Sensor TopMiddle I OK          30 degrees C / 86 degrees F
      FPC 0 Sensor TopMiddle E OK          38 degrees C / 100 degrees F
      FPC 0 Sensor Bottom I OK          34 degrees C / 93 degrees F
      FPC 0 Sensor Bottom E OK          38 degrees C / 100 degrees F
      FPC 0 Sensor Die Temp OK          38 degrees C / 100 degrees F
      FPC 0 Sensor Mgmt Brd I OK          24 degrees C / 75 degrees F
      FPC 0 Sensor Switch I OK          28 degrees C / 82 degrees F
Fans  FPC 0 Fan 1 (left)   Failed
      FPC 0 Fan 2 (right) OK          Spinning at normal speed
      FPC 0 Fan 3 (middle) OK          Spinning at normal speed

```

### show chassis environment interconnect-device (QFabric System)

```

user@switch> show chassis environment interconnect-device IC-A0004
Class Item                Status      Measurement
CB 0
CB 0 L Intake             OK          30 degrees C / 86 degrees F
CB 0 R Intake             OK          31 degrees C / 87 degrees F
CB 0 L Exhaust            OK          32 degrees C / 89 degrees F
CB 0 R Exhaust            OK          33 degrees C / 91 degrees F
Routing Engine 0 CPU temp OK          51 degrees C / 123 degrees F
CB 1
CB 1 L Intake             OK          27 degrees C / 80 degrees F
CB 1 R Intake             OK          29 degrees C / 84 degrees F
CB 1 L Exhaust            OK          31 degrees C / 87 degrees F
CB 1 R Exhaust            OK          32 degrees C / 89 degrees F
Routing Engine 1 CPU temp OK          40 degrees C / 104 degrees F
FC 0 FPC 0
FPC 0 L Intake            OK          25 degrees C / 77 degrees F
FPC 0 R Intake            OK          28 degrees C / 82 degrees F
FPC 0 L Exhaust           OK          28 degrees C / 82 degrees F
FPC 0 R Exhaust           OK          29 degrees C / 84 degrees F
FC 7 FPC 7
FPC 7 L Intake            OK          25 degrees C / 77 degrees F
FPC 7 R Intake            OK          26 degrees C / 78 degrees F
FPC 7 L Exhaust           OK          28 degrees C / 82 degrees F
FPC 7 R Exhaust           OK          29 degrees C / 84 degrees F
RC 0 FPC 8
FPC 8 L Intake            OK          25 degrees C / 77 degrees F
FPC 8 R Intake            OK          26 degrees C / 78 degrees F

```













## show chassis environment cb

---

<b>List of Syntax</b>	<a href="#">Syntax on page 82</a> <a href="#">Syntax (TX Matrix Routers) on page 82</a> <a href="#">Syntax (TX Matrix Plus Routers) on page 82</a> <a href="#">Syntax (MX Series Routers) on page 82</a> <a href="#">Syntax (MX104 3D Universal Edge Routers) on page 82</a> <a href="#">Syntax (MX2010 and MX2020 3D Universal Edge Routers) on page 82</a> <a href="#">Syntax (QFabric System) on page 82</a>
<b>Syntax</b>	show chassis environment cb <slot>
<b>Syntax (TX Matrix Routers)</b>	show chassis environment cb <lcc number   scc> <slot>
<b>Syntax (TX Matrix Plus Routers)</b>	show chassis environment cb <lcc number   sfc number > <slot>
<b>Syntax (MX Series Routers)</b>	show chassis environment cb <slot> <all-members> <local> <member member-id>
<b>Syntax (MX104 3D Universal Edge Routers)</b>	show chassis environment cb
<b>Syntax (MX2010 and MX2020 3D Universal Edge Routers)</b>	show chassis environment cb <slot>
<b>Syntax (QFabric System)</b>	show chassis environment cb <slot interconnect-device <i>interconnect-device-name</i> > < interconnect-device <i>interconnect-device-name</i> slot>
<b>Release Information</b>	Command introduced before Junos Release 7.4. Command introduced in Junos OS Release 9.4 for EX Series switches. Command introduced in Junos OS Release 12.1x48 for PTX Series Packet Transport Routers. Command introduced in Junos OS Release 12.1 for T4000 Core Routers. <b>sfc</b> option introduced for the TX Matrix Plus router in Junos Release 9.6. Command introduced in Junos OS Release 11.3 for the QFX Series. Command introduced in Junos OS Release 12.3 for MX2020 3D Universal Edge Routers. Command introduced in Junos OS Release 12.3 for MX2010 3D Universal Edge Routers. Command introduced in Junos OS Release 13.2 for MX104 3D Universal Edge Routers.



- Related Documentation**
- [request chassis cb](#)
  - [Understanding Switching Control Board Redundancy](#)

- List of Sample Output**
- [show chassis environment cb \(M120 Router\) on page 85](#)
  - [show chassis environment cb \(M320 Router\) on page 85](#)
  - [show chassis environment cb \(MX80 Router\) on page 86](#)
  - [show chassis environment cb \(MX104 Router\) on page 86](#)
  - [show chassis environment cb \(MX240 Router\) on page 87](#)
  - [show chassis environment cb \(MX240 Router with Enhanced MX SCB\) on page 87](#)
  - [show chassis environment cb \(MX480 Router\) on page 87](#)
  - [show chassis environment cb \(MX480 Router with Enhanced MX SCB\) on page 88](#)
  - [show chassis environment cb \(MX960 Router\) on page 88](#)
  - [show chassis environment cb \(MX960 Router with Enhanced MX SCB\) on page 89](#)
  - [show chassis environment cb \(MX2020 Router\) on page 89](#)
  - [show chassis environment cb \(MX2010 Router\) on page 90](#)
  - [show chassis environment cb \(T4000 Core Router\) on page 91](#)
  - [show chassis environment cb \(TX Matrix Router\) on page 91](#)
  - [show chassis environment cb \(TX Matrix Plus Router\) on page 92](#)
  - [show chassis environment cb \(EX8200 Switch\) on page 96](#)
  - [show chassis environment cb \(EX8208 Switch\) on page 97](#)
  - [show chassis environment cb \(PTX5000 Packet Transport Router\) on page 98](#)
  - [show chassis environment cb \(QFabric System\) on page 99](#)

- Output Fields** [Table 5 on page 84](#) lists the output fields for the **show chassis environment cb** command. Output fields are listed in the approximate order in which they appear.

**Table 5: show chassis environment cb Output Fields**

Field Name	Field Description
<b>State</b>	<p>Status of the CB. If two CBs are installed and online, one is functioning as the master, and the other is the standby.</p> <ul style="list-style-type: none"> <li>• <b>Online</b>—CB is online and running.</li> <li>• <b>Offline</b>—CB is powered down.</li> </ul> <p><b>NOTE:</b> On the EX8208 switch, the installation can include three CBs.</p>
<b>Temperature</b>	<p>Temperature in Celsius (C) and Fahrenheit (F) of the air flowing past the CB.</p> <ul style="list-style-type: none"> <li>• <b>Temperature Intake</b>—Measures the temperature of the air intake to cool the power supplies.</li> <li>• <b>Temperature Exhaust</b>—Measures the temperature of the hot air exhaust.</li> </ul> <p><b>NOTE:</b> On the MX2010 and MX2020 routers, the intake temperature measures the temperature of the air intake to cool the Control Board (CB). The MX2010 and MX2020 routers include intake and exhaust temperatures for multiple zones (<b>Intake A</b>, <b>Intake B</b>, <b>Intake C</b>, <b>Exhaust A</b>, <b>Exhaust B</b>, and <b>TCBC</b>).</p>
<b>Power</b>	<p>Power required and measured on the CB. The left column displays the required power, in volts. The right column displays the measured power, in millivolts.</p>
<b>BUS Revision</b>	<p>Revision level of the generic bus device. (Not on switches.)</p>

Table 5: show chassis environment cb Output Fields (*continued*)

Field Name	Field Description
<b>FPGA Revision</b>	Revision level of the field-programmable gate array (FPGA). (Not on switches.)
<b>PMBus device</b> (on MX240, MX480, and MX960 routers with Enhanced MX SCB)	Enhanced SCB on MX 240, MX480, and MX960 routers allows the system to save power by supplying only the amount of voltage that is required. Configurable PMBus devices are used to provide the voltage for each individual device. There is one PMBus device for each XF ASIC so that the output can be customized to each device. The following PMBus device information is displayed for routers with Enhanced MX SCB: <ul style="list-style-type: none"> <li>• <b>Expected voltage</b></li> <li>• <b>Measured voltage</b></li> <li>• <b>Measured current</b></li> <li>• <b>Calculated power</b></li> </ul>

## Sample Output

### show chassis environment cb (M120 Router)

```

user@host> show chassis environment cb
CB 0 status:
  State                Online Master
  Temperature          33 degrees C / 91 degrees F
  Power
    1.2 V              1214 mV
    1.5 V              1495 mV
    2.5 V              2494 mV
    3.3 V              3319 mV
    5.0 V              5085 mV
    3.3 V bias         3296 mV
  Bus Revision         12
  FPGA Revision        17
CB 1 status:
  State                Online Standby
  Temperature          34 degrees C / 93 degrees F
  Power
    1.2 V              1195 mV
    1.5 V              1495 mV
    2.5 V              2504 mV
    3.3 V              3312 mV
    5.0 V              5111 mV
    3.3 V bias         3296 mV
  Bus Revision         12
  FPGA Revision        17

```

### show chassis environment cb (M320 Router)

```

user@host> show chassis environment cb
CB 0 status:
  State                Online Master
  Temperature          29 degrees C / 84 degrees F
  Power:
    1.8 V              1805 mV
    2.5 V              2501 mV
    3.3 V              3293 mV
    4.6 V              4725 mV

```

```
5.0 V          5032 mV
12.0 V         11975 mV
3.3 V bias     3286 mV
8.0 V bias     7589 mV
BUS Revision   40
FPGA Revision  7
CB 1 status:
State          Online Standby
Temperature     32 degrees C / 89 degrees F
Power:
1.8 V          1802 mV
2.5 V          2482 mV
3.3 V          3289 mV
4.6 V          4720 mV
5.0 V          5001 mV
12.0 V         11946 mV
3.3 V bias     3274 mV
8.0 V bias     7562 mV
BUS Revision   40
FPGA Revision  7
```

#### show chassis environment cb (MX80 Router)

```
user@host> show chassis environment cb
CB 0 status:
State          Online Master
Temperature     36 degrees C / 96 degrees F
Power 1
1.0 V          1034 mV
1.0 V MQ       1037 mV
1.0 V LU       1005 mV
1.2 V          1218 mV
1.5 V          1524 mV
1.8 V          1814 mV
2.5 V          2558 mV
3.3 V          3296 mV
5.0 V          5233 mV
5.0 V bias     5207 mV
12.0 V         12162 mV
```

#### show chassis environment cb (MX104 Router)

```
user@host > show chassis environment cb
CB 0 status:
State          Online Master
Temperature     33 degrees C / 91 degrees F
Power 1
0.75 V         751 mV
1.0 V          1005 mV
1.1 V          1113 mV
1.5 V          1494 mV
2.5 V          2518 mV
3.3 V          3338 mV
5.0 V          4960 mV
12.0 V         12006 mV
FPGA Revision  25
CB 1 status:
State          Empty
```

**show chassis environment cb (MX240 Router)**

```

user@host> show chassis environment cb
CB 0 status:
State                               Online Standby
Temperature                         37 degrees C / 98 degrees F
Power 1
  1.2 V                             1208 mV
  1.5 V                             1521 mV
  1.8 V                             1811 mV
  2.5 V                             2513 mV
  3.3 V                             3332 mV
  5.0 V                             5059 mV
  12.0 V                             12162 mV
  1.25 V                             1260 mV
  3.3 V SM3                         3306 mV
  5.0 V RE                           5085 mV
  12.0 V RE                         11872 mV
Power 2
  11.3 V bias PEM                   11272 mV
  4.6 V bias MidPlane               4827 mV
  11.3 V bias FPD                   11272 mV
  11.3 V bias POE 0                 11292 mV
  11.3 V bias POE 1                 11253 mV
Bus Revision                         42
FPGA Revision                       1

```

**show chassis environment cb (MX240 Router with Enhanced MX SCB)**

```

user@host> show chassis environment cb
CB 0 status:
State                               Online Standby
Temperature                         37 degrees C / 98 degrees F
Power 1
  1.2 V                             1208 mV
  1.5 V                             1521 mV
  1.8 V                             1811 mV
  2.5 V                             2513 mV
  3.3 V                             3332 mV
  5.0 V                             5059 mV
  12.0 V                             12162 mV
  1.25 V                             1260 mV
  3.3 V SM3                         3306 mV
  5.0 V RE                           5085 mV
  12.0 V RE                         11872 mV
Power 2
  11.3 V bias PEM                   11272 mV
  4.6 V bias MidPlane               4827 mV
  11.3 V bias FPD                   11272 mV
  11.3 V bias POE 0                 11292 mV
  11.3 V bias POE 1                 11253 mV
Bus Revision                         42
FPGA Revision                       1
PMBus                               Expected Measured Measured Calculated
device                             voltage voltage current power
  XF ASIC A                       1000 mV    997 mV   11031 mA   10997 mW
  XF ASIC B                       1000 mV    996 mV   12125 mA   12076 mW

```

**show chassis environment cb (MX480 Router)**

```

user@host> show chassis environment cb

```

```

CB 0 status:
State                               Online Master
Temperature                         41 degrees C / 105 degrees F
Power 1
  1.2 V                             1202 mV
  1.5 V                             1511 mV
  1.8 V                             1798 mV
  2.5 V                             2507 mV
  3.3 V                             3312 mV
  5.0 V                             5027 mV
  12.0 V                            12200 mV
  1.25 V                            1260 mV
  3.3 V SM3                         3293 mV
  5 V RE                            5040 mV
  12 V RE                           11910 mV
Power 2
  11.3 V bias PEM                   11156 mV
  4.6 V bias MidPlane               4801 mV
  11.3 V bias FPD                   11214 mV
  11.3 V bias POE 0                 11098 mV
  11.3 V bias POE 1                 11330 mV
Bus Revision                        42
FPGA Revision                       1

```

#### show chassis environment cb (MX480 Router with Enhanced MX SCB)

```

user@host> show chassis environment cb
CB 0 status:
State                               Online Master
Temperature                         41 degrees C / 105 degrees F
Power 1
  1.2 V                             1202 mV
  1.5 V                             1511 mV
  1.8 V                             1798 mV
  2.5 V                             2507 mV
  3.3 V                             3312 mV
  5.0 V                             5027 mV
  12.0 V                            12200 mV
  1.25 V                            1260 mV
  3.3 V SM3                         3293 mV
  5 V RE                            5040 mV
  12 V RE                           11910 mV
Power 2
  11.3 V bias PEM                   11156 mV
  4.6 V bias MidPlane               4801 mV
  11.3 V bias FPD                   11214 mV
  11.3 V bias POE 0                 11098 mV
  11.3 V bias POE 1                 11330 mV
Bus Revision                        42
FPGA Revision                       1
PMBus                               Expected Measured Measured Calculated
device                             voltage voltage current power
  XF ASIC A                        1000 mV   997 mV  11031 mA  10997 mW
  XF ASIC B                        1000 mV   996 mV  12125 mA  12076 mW

```

#### show chassis environment cb (MX960 Router)

```

user@host> show chassis environment cb
CB 0 status:
State                               Online Master
Temperature                         24 degrees C / 75 degrees F

```

```

Power 1
  1.2 V          1965 mV
  1.5 V          2465 mV
  1.8 V          2990 mV
  2.5 V          3296 mV
  3.3 V          3296 mV
  5.0 V          6593 mV
  12.0 V         13187 mV
  3.3 V bias     3296 mV
  1.25 V         1994 mV
  3.3 V SM3      3296 mV
  5 V RE         6593 mV
  12 V RE        13174 mV
Power 2          Sensor failure
Bus Revision     4
FPGA Revision    3

```

### show chassis environment cb (MX960 Router with Enhanced MX SCB)

```

user@host> show chassis environment cb
CB 0 status:
  State          Online Master
  Temperature     24 degrees C / 75 degrees F
  Power 1
    1.2 V          1965 mV
    1.5 V          2465 mV
    1.8 V          2990 mV
    2.5 V          3296 mV
    3.3 V          3296 mV
    5.0 V          6593 mV
    12.0 V         13187 mV
    3.3 V bias     3296 mV
    1.25 V         1994 mV
    3.3 V SM3      3296 mV
    5 V RE         6593 mV
    12 V RE        13174 mV
  Power 2          Sensor failure
  Bus Revision     4
  FPGA Revision    3
  PMBus
  device           Expected voltage Measured voltage Measured current Calculated power
  XF ASIC A        1000 mV          997 mV          11031 mA       10997 mW
  XF ASIC B        1000 mV          996 mV          12125 mA       12076 mW

```

### show chassis environment cb (MX2020 Router)

```

user@host> show chassis environment cb
CB 0 status:
  State          Online Master
  IntakeA-Zone0 Temperature 44 degrees C / 111 degrees F
  IntakeB-Zone1 Temperature 34 degrees C / 93 degrees F
  IntakeC-Zone0 Temperature 45 degrees C / 113 degrees F
  ExhaustA-Zone0 Temperature 43 degrees C / 109 degrees F
  ExhaustB-Zone1 Temperature 36 degrees C / 96 degrees F
  TCBC-Zone0 Temperature 39 degrees C / 102 degrees F
  Power 1
    1.0 V          1011 mV
    1.2 V          1208 mV
    1.8 V          1801 mV
    2.5 V          2552 mV
    3.3 V          3312 mV

```

```

5.0 V          5040 mV
5.0 V RE       4988 mV
12.0 V         12065 mV
12.0 V RE      12046 mV
Bus Revision   99
FPGA Revision  270
CB 1 status:
State          Online Standby
IntakeA-Zone0 Temperature 45 degrees C / 113 degrees F
IntakeB-Zone1 Temperature 41 degrees C / 105 degrees F
IntakeC-Zone0 Temperature 46 degrees C / 114 degrees F
ExhaustA-Zone0 Temperature 44 degrees C / 111 degrees F
ExhaustB-Zone1 Temperature 41 degrees C / 105 degrees F
TCBC-Zone0 Temperature 45 degrees C / 113 degrees F
Power 1
1.0 V          1008 mV
1.2 V          1208 mV
1.8 V          1798 mV
2.5 V          2539 mV
3.3 V          3325 mV
5.0 V          5033 mV
5.0 V RE       4950 mV
12.0 V         12046 mV
12.0 V RE      11968 mV
Bus Revision   99
FPGA Revision  0

```

#### show chassis environment cb (MX2010 Router)

```

user@host> show chassis environment cb
CB 0 status:
State          Online Master
IntakeA-Zone0 Temperature 36 degrees C / 96 degrees F
IntakeB-Zone1 Temperature 30 degrees C / 86 degrees F
IntakeC-Zone0 Temperature 38 degrees C / 100 degrees F
ExhaustA-Zone0 Temperature 36 degrees C / 96 degrees F
ExhaustB-Zone1 Temperature 32 degrees C / 89 degrees F
TCBC-Zone0 Temperature 34 degrees C / 93 degrees F
Power 1
1.0 V          1015 mV
1.2 V          1205 mV
1.8 V          1804 mV
2.5 V          2552 mV
3.3 V          3325 mV
5.0 V          5020 mV
5.0 V RE       4988 mV
12.0 V         12104 mV
12.0 V RE      12026 mV
Bus Revision   100
FPGA Revision  270
CB 1 status:
State          Online
IntakeA-Zone0 Temperature 35 degrees C / 95 degrees F
IntakeB-Zone1 Temperature 28 degrees C / 82 degrees F
IntakeC-Zone0 Temperature 37 degrees C / 98 degrees F
ExhaustA-Zone0 Temperature 34 degrees C / 93 degrees F
ExhaustB-Zone1 Temperature 29 degrees C / 84 degrees F
TCBC-Zone0 Temperature 32 degrees C / 89 degrees F
Power 1
1.0 V          1011 mV
1.2 V          1208 mV

```

1.8 V	1788 mV
2.5 V	2526 mV
3.3 V	3319 mV
5.0 V	5046 mV
5.0 V RE	4975 mV
12.0 V	12046 mV
12.0 V RE	12007 mV
Bus Revision	100
FPGA Revision	0

#### show chassis environment cb (T4000 Core Router)

```

user@host> show chassis environment cb
CB 0 status:
State                Online Master
Temperature          33 degrees C / 91 degrees F
Power 1
  1.8 V              1805 mV
  2.5 V              2523 mV
  3.3 V              3324 mV
  3.3 V bias         3296 mV
  4.6 V              4680 mV
  5.0 V              4893 mV
  8.0 V bias         7572 mV
  12.0 V             11916 mV
Power 2
  1.0 V              993 mV
  1.2 V              1210 mV
  3.3 V RE           3330 mV
Bus Revision         51
FPGA Revision        5
CB 1 status:
State                Online Standby
Temperature          33 degrees C / 91 degrees F
Power 1
  1.8 V              1810 mV
  2.5 V              2496 mV
  3.3 V              3308 mV
  3.3 V bias         3286 mV
  4.6 V              4692 mV
  5.0 V              4954 mV
  8.0 V bias         7282 mV
  12.0 V             11926 mV
Power 2
  1.0 V              993 mV
  1.2 V              1185 mV
  3.3 V RE           3316 mV
Bus Revision         51
FPGA Revision        5

```

#### show chassis environment cb (TX Matrix Router)

```

user@host> show chassis environment cb
-----
CB 0 status:
State                Online Master
Temperature          32 degrees C / 89 degrees F
Power:
  1.8 V              1797 mV
  2.5 V              2477 mV
  3.3 V              3311 mV

```

```

4.6 V          4727 mV
5.0 V          5015 mV
12.0 V         12185 mV
3.3 V bias     3304 mV
8.0 V bias     7870 mV
BUS Revision   40
FPGA Revision  1
CB 1 status:
State          Online Standby
...

```

```
lcc0-re0:
```

```

-----
CB 0 status:
State          Online Master
Temperature    32 degrees C / 89 degrees F
Power:
1.8 V          1787 mV
2.5 V          2473 mV
3.3 V          3306 mV
4.6 V          4793 mV
5.0 V          5025 mV
12.0 V         12156 mV
3.3 V bias     3289 mV
8.0 V bias     7609 mV
BUS Revision   40
FPGA Revision  5
CB 1 status:
State          Online Standby
....
BUS Revision   40
FPGA Revision  5

```

```
lcc2-re0:
```

```

-----
CB 0 status:
State          Online Master
...
CB 1 status:
State          Online Standby
...

```

### show chassis environment cb (TX Matrix Plus Router)

```
user@host> show chassis environment cb
```

```
sfc0-re0:
```

```

-----
CB 0 status:
State          Online Master
Temperature    38 degrees C / 100 degrees F
Power 1
1.0 V          1005 mV
1.1 V          1108 mV
1.2 V          1205 mV
1.25 V         1269 mV
1.5 V          1508 mV
1.8 V          1814 mV
2.5 V          2507 mV
3.3 V          3306 mV
3.3 V bias     3300 mV
9.0 V          9058 mV

```

9.0 V RE	9107 mV
Power 2	
3.9 V	3963 mV
5.0 V	5020 mV
9.0 V	9087 mV
Bus Revision	79
FPGA Revision	23
CB 1 status:	
State	Online Standby
Temperature	39 degrees C / 102 degrees F
Power 1	
1.0 V	1002 mV
1.1 V	1105 mV
1.2 V	1198 mV
1.25 V	1276 mV
1.5 V	1504 mV
1.8 V	1804 mV
2.5 V	2507 mV
3.3 V	3300 mV
3.3 V bias	3293 mV
9.0 V	9039 mV
9.0 V RE	9049 mV
Power 2	
3.9 V	3892 mV
5.0 V	5040 mV
9.0 V	9058 mV
Bus Revision	79
FPGA Revision	23

lcc0-re0:

-----

CB 0 status:	
State	Online Master
Temperature	39 degrees C / 102 degrees F
Power 1	
1.8 V	1799 mV
2.5 V	2499 mV
3.3 V	3327 mV
3.3 V bias	3299 mV
4.6 V	4673 mV
5.0 V	4918 mV
8.0 V bias	7308 mV
12.0 V	11887 mV
Power 2	
1.0 V	996 mV
1.2 V	1199 mV
3.3 V RE	3319 mV
Bus Revision	51
FPGA Revision	3
CB 1 status:	
State	Online Standby
Temperature	40 degrees C / 104 degrees F
Power 1	
1.8 V	1800 mV
2.5 V	2496 mV
3.3 V	3322 mV
3.3 V bias	3284 mV
4.6 V	4680 mV
5.0 V	4954 mV
8.0 V bias	7284 mV
12.0 V	11902 mV

Power 2	
1.0 V	998 mV
1.2 V	1205 mV
3.3 V RE	3327 mV
Bus Revision	51
FPGA Revision	3

1cc1-re0:

-----

CB 0 status:

State	Online Master
Temperature	41 degrees C / 105 degrees F
Power 1	
1.8 V	1804 mV
2.5 V	2517 mV
3.3 V	3300 mV
3.3 V bias	3284 mV
4.6 V	4681 mV
5.0 V	4927 mV
8.0 V bias	7357 mV
12.0 V	11907 mV
Power 2	
1.0 V	991 mV
1.2 V	1202 mV
3.3 V RE	3301 mV
Bus Revision	51
FPGA Revision	3

CB 1 status:

State	Online Standby
Temperature	40 degrees C / 104 degrees F
Power 1	
1.8 V	1805 mV
2.5 V	2528 mV
3.3 V	3324 mV
3.3 V bias	3289 mV
4.6 V	4694 mV
5.0 V	4959 mV
8.0 V bias	7311 mV
12.0 V	11926 mV
Power 2	
1.0 V	998 mV
1.2 V	1200 mV
3.3 V RE	3313 mV
Bus Revision	51
FPGA Revision	3

1cc2-re0:

-----

CB 0 status:

State	Online Master
Temperature	41 degrees C / 105 degrees F
Power 1	
1.8 V	1805 mV
2.5 V	2494 mV
3.3 V	3333 mV
3.3 V bias	3296 mV
4.6 V	4673 mV
5.0 V	4901 mV
8.0 V bias	7343 mV
12.0 V	11916 mV
Power 2	

1.0 V	993 mV
1.2 V	1213 mV
3.3 V RE	3328 mV
Bus Revision	51
FPGA Revision	3
CB 1 status:	
State	Online Standby
Temperature	41 degrees C / 105 degrees F
Power 1	
1.8 V	1804 mV
2.5 V	2523 mV
3.3 V	3334 mV
3.3 V bias	3291 mV
4.6 V	4697 mV
5.0 V	4969 mV
8.0 V bias	7308 mV
12.0 V	11936 mV
Power 2	
1.0 V	996 mV
1.2 V	1200 mV
3.3 V RE	3328 mV
Bus Revision	51
FPGA Revision	3

lcc3-re0:

---

CB 0 status:	
State	Online Master
Temperature	37 degrees C / 98 degrees F
Power 1	
1.8 V	1809 mV
2.5 V	2510 mV
3.3 V	3296 mV
3.3 V bias	3291 mV
4.6 V	4670 mV
5.0 V	4905 mV
8.0 V bias	7211 mV
12.0 V	11882 mV
Power 2	
1.0 V	996 mV
1.2 V	1188 mV
3.3 V RE	3326 mV
Bus Revision	51
FPGA Revision	5
CB 1 status:	
State	Online Standby
Temperature	38 degrees C / 100 degrees F
Power 1	
1.8 V	1813 mV
2.5 V	2510 mV
3.3 V	3322 mV
3.3 V bias	3289 mV
4.6 V	4692 mV
5.0 V	4967 mV
8.0 V bias	7194 mV
12.0 V	11916 mV
Power 2	
1.0 V	996 mV
1.2 V	1205 mV
3.3 V RE	3273 mV

```
Bus Revision          51
FPGA Revision         5
```

### show chassis environment cb (EX8200 Switch)

```
user@host> show chassis environment cb
```

#### CB 0 status:

State	Online Master
Temperature Intake	20 degrees C / 68 degrees F
Temperature Exhaust	24 degrees C / 75 degrees F
Power 1	
1.1 V	1086 mV
1.2 V	1179 mV
1.2 V *	1182 mV
1.2 V *	1182 mV
1.25 V	1211 mV
1.5 V	1472 mV
1.8 V	1756 mV
2.5 V	2449 mV
3.3 V	3254 mV
3.3 V bias	3300 mV
5.0 V	4911 mV
12.0 V	11891 mV

#### Power 2

3.3 V bias *	3615 mV
3.3 V bias *	3615 mV
3.3 V bias *	3567 mV
3.3 V bias *	3664 mV
4.3 V bias *	4224 mV
4.3 V bias *	4215 mV
4.3 V bias *	4224 mV
4.3 V bias *	4205 mV
4.3 V bias *	4195 mV
4.3 V bias *	4215 mV
5.0 V bias	4920 mV

#### CB 1 status:

State	Online Standby
Temperature Intake	19 degrees C / 66 degrees F
Temperature Exhaust	23 degrees C / 73 degrees F
Power 1	
1.1 V	1082 mV
1.2 V	1169 mV
1.2 V *	1179 mV
1.2 V *	1179 mV
1.25 V	1214 mV
1.5 V	1482 mV
1.8 V	1759 mV
2.5 V	2481 mV
3.3 V	3248 mV
3.3 V bias	3306 mV
5.0 V	4911 mV
12.0 V	11910 mV

#### Power 2

3.3 V bias *	3644 mV
3.3 V bias *	3664 mV
3.3 V bias *	3586 mV
3.3 V bias *	3654 mV
4.3 V bias *	4224 mV
4.3 V bias *	4215 mV
4.3 V bias *	4224 mV

```

4.3 V bias *      4205 mV
4.3 V bias *      4244 mV
4.3 V bias *      4215 mV
5.0 V bias        4930 mV
CB 2 status:
State             Online
Temperature Intake 19 degrees C / 66 degrees F
Temperature Exhaust 23 degrees C / 73 degrees F
Power 1
1.2 V             1195 mV
1.5 V             1511 mV
1.8 V             1804 mV
2.5 V             2526 mV
3.3 V             3300 mV
3.3 V bias        3306 mV
12.0 V            12220 mV

```

### show chassis environment cb (EX8208 Switch)

```

user@host> show chassis environment cb
CB 0 status:
State             Online Master
Temperature Intake 20 degrees C / 68 degrees F
Temperature Exhaust 24 degrees C / 75 degrees F
Power 1
1.1 V             1086 mV
1.2 V             1179 mV
1.2 V *           1182 mV
1.2 V *           1182 mV
1.25 V            1211 mV
1.5 V             1466 mV
1.8 V             1759 mV
2.5 V             2455 mV
3.3 V             3261 mV
3.3 V bias        3300 mV
5.0 V             4930 mV
12.0 V            11891 mV
Power 2
3.3 V bias *      3606 mV
3.3 V bias *      3615 mV
3.3 V bias *      3567 mV
3.3 V bias *      3673 mV
4.3 V bias *      4224 mV
4.3 V bias *      4215 mV
4.3 V bias *      4234 mV
4.3 V bias *      4205 mV
4.3 V bias *      4186 mV
4.3 V bias *      4215 mV
5.0 V bias        4940 mV
CB 1 status:
State             Online Standby
Temperature Intake 19 degrees C / 66 degrees F
Temperature Exhaust 23 degrees C / 73 degrees F
Power 1
1.1 V             1086 mV
1.2 V             1169 mV
1.2 V *           1179 mV
1.2 V *           1179 mV
1.25 V            1211 mV
1.5 V             1479 mV
1.8 V             1759 mV

```

```

2.5 V                2475 mV
3.3 V                3235 mV
3.3 V bias           3306 mV
5.0 V                4930 mV
12.0 V               11891 mV
Power 2
3.3 V bias *         3644 mV
3.3 V bias *         3664 mV
3.3 V bias *         3586 mV
3.3 V bias *         3654 mV
4.3 V bias *         4215 mV
4.3 V bias *         4224 mV
4.3 V bias *         4215 mV
4.3 V bias *         4215 mV
4.3 V bias *         4234 mV
4.3 V bias *         4224 mV
5.0 V bias           4920 mV
CB 2 status:
State                Online
Temperature Intake    20 degrees C / 68 degrees F
Temperature Exhaust   24 degrees C / 75 degrees F
Power 1
1.2 V                1202 mV
1.5 V                1508 mV
1.8 V                1804 mV
2.5 V                2520 mV
3.3 V                3300 mV
3.3 V bias           3300 mV
12.0 V               12200 mV

```

#### show chassis environment cb (PTX5000 Packet Transport Router)

```

user@host> show chassis environment cb
CB 0 status:
State                Online Master
Intake Temperature    38 degrees C / 100 degrees F
Exhaust A Temperature 45 degrees C / 113 degrees F
Exhaust B Temperature 42 degrees C / 107 degrees F
Power 1
1.2 V                1200 mV
1.25 V               1250 mV
2.5 V                2500 mV
3.3 V                3300 mV
Power 2
1.0 V                1000 mV
3.3 V bias           3293 mV
3.9 V                3921 mV
Bus Revision          132
FPGA Revision         27
CB 1 status:
State                Online Standby
Intake Temperature    34 degrees C / 93 degrees F
Exhaust A Temperature 39 degrees C / 102 degrees F
Exhaust B Temperature 36 degrees C / 96 degrees F
Power 1
1.2 V                1199 mV
1.25 V               1250 mV
2.5 V                2499 mV
3.3 V                3299 mV
Power 2
1.0 V                1000 mV

```

3.3 V bias	3312 mV
3.9 V	3961 mV
Bus Revision	132
FPGA Revision	28

### show chassis environment cb (QFabric System)

```
user@switch> show chassis environment cb interconnect-device IC-123 0
CB 0 status:
```

State	Online Master
Left Intake Temperature	33 degrees C / 91 degrees F
Right Intake Temperature	33 degrees C / 91 degrees F
Left Exhaust Temperature	36 degrees C / 96 degrees F
Right Exhaust Temperature	35 degrees C / 95 degrees F
Power	OK
VDD 3V3	3294 mV
VDD 2V5	2436 mV
VDD 1V8	1746 mV
VDD 1V5	1460 mV
VDD 1V25	1210 mV
VDD 1V2	1164 mV
CPU CORE 1V2	1120 mV
VDD 1V0	968 mV
VDD 5V0	5088 mV
CPU MP BIAS 4V3	4050 mV
BIAS 3V3	3180 mV
VTT 0V9	866 mV

## show chassis environment fpc

---

<b>List of Syntax</b>	<a href="#">Syntax on page 100</a> <a href="#">Syntax (TX Matrix and TX Matrix Plus Routers) on page 100</a> <a href="#">Syntax (MX Series Routers) on page 100</a> <a href="#">Syntax (MX2010 3D Universal Edge Routers) on page 100</a> <a href="#">Syntax (MX2020 3D Universal Edge Routers) on page 100</a> <a href="#">Syntax (QFX Series) on page 100</a> <a href="#">Syntax (OCX Series) on page 100</a>
<b>Syntax</b>	show chassis environment fpc <slot>
<b>Syntax (TX Matrix and TX Matrix Plus Routers)</b>	show chassis environment fpc <lcc number> <slot>
<b>Syntax (MX Series Routers)</b>	show chassis environment fpc <slot> <all-members> <local> <member member-id>
<b>Syntax (MX2010 3D Universal Edge Routers)</b>	show chassis environment fpc <slot>
<b>Syntax (MX2020 3D Universal Edge Routers)</b>	show chassis environment fpc <slot>
<b>Syntax (QFX Series)</b>	show chassis environment fpc <fpc-slot> interconnect-device <i>name</i>
<b>Syntax (OCX Series)</b>	show chassis environment fpc <fpc-slot>
<b>Release Information</b>	Command introduced before Junos OS Release 7.4. Command introduced in Junos OS Release 9.0 for EX Series switches. Command introduced in Junos OS Release 11.1 for QFX Series. Command introduced in Junos OS Release 12.1x48 for PTX Series Packet Transport Routers. Command introduced in Junos OS Release 12.1 for T4000 Core Routers. Command introduced in Junos OS Release 12.3 for MX2020 3D Universal Edge Routers. Command introduced in Junos OS Release 12.3 for MX2010 3D Universal Edge Routers. Command introduced in Junos OS Release 14.1X53-D20 for the OCX Series.
<b>Description</b>	(M40e, M120, M160, M320, MX Series, T Series routers, EX Series, QFX Series, and PTX Series routers only) Display environmental information about Flexible PIC Concentrators (FPCs).

**Options** **none**—Display environmental information about all FPCs. On a TX Matrix router, display environmental information about all FPCs on the TX Matrix router and its attached T640 routers. On a TX Matrix Plus router, display environmental information about all FPCs on the TX Matrix Plus router and its attached routers.

**all-members**—(MX Series routers only) (Optional) Display environmental information for the FPCs in all the members of the Virtual Chassis configuration.

**interconnect-device *name***—(QFabric systems only) (Optional) Display chassis environmental information for the Interconnect device.

**lcc *number***—(TX Matrix router and TX Matrix Plus router only) (Optional) Line-card chassis number.

Replace *number* with the following values depending on the LCC configuration:

- 0 through 3, when T640 routers are connected to a TX Matrix router in a routing matrix.
- 0 through 3, when T1600 routers are connected to a TX Matrix Plus router in a routing matrix.
- 0 through 7, when T1600 routers are connected to a TX Matrix Plus router with 3D SIBs in a routing matrix.
- 0, 2, 4, or 6, when T4000 routers are connected to a TX Matrix Plus router with 3D SIBs in a routing matrix.

**local**—(MX Series routers only) (Optional) Display environmental information for the FPCs in the local Virtual Chassis member.

**member *member-id***—(MX Series routers only) (Optional) Display environmental information for the FPCs in the specified member of the Virtual Chassis configuration. Replace *member-id* with a value of 0 or 1.

**slot or *fpc-slot***—(Optional) Display environmental information about an individual FPC:

- (TX Matrix and TX Matrix Plus routers only) On a TX Matrix router, if you specify the number of the T640 router by using only the **lcc *number*** option (the recommended method), replace **slot** with a value from 0 through 7. Similarly, on a TX Matrix Plus router, if you specify the number of the router by using only the **lcc *number*** option (the recommended method), replace **slot** with a value from 0 through 7. Otherwise, replace **slot** with a value from 0 through 31. For example, the following commands have the same result:

```
user@host> show chassis environment fpc 1 lcc 1
user@host> show chassis environment fpc 9
```

- M120 router—Replace **slot** with a value from 0 through 5.
- MX240 router—Replace **slot** with a value from 0 through 2.
- MX480 router—Replace **slot** with a value from 0 through 5.
- MX960 router—Replace **slot** with a value from 0 through 11.
- MX2010 router—Replace **slot** with a value from 0 through 9.

- MX2020 router—Replace **slot** with a value from 0 through 19.
- Other routers—Replace **slot** with a value from 0 through 7.
- EX Series switches:
  - EX3200 switches and EX4200 standalone switches—Replace **slot** with 0.
  - EX4200 switches in a Virtual Chassis configuration—Replace **slot** with a value from 0 through 9 (switch's member ID).
  - EX6210 switches—Replace **slot** with a value from 0 through 3 (line card only), 4 or 5 (line card or Switch Fabric and Routing Engine (SRE) module), or 6 through 9 (line card only).
  - EX8208 switches—Replace **slot** with a value from 0 through 7 (line card).
  - EX8216 switches—Replace **slot** with a value from 0 through 15 (line card).
- QFX3500 switches —Replace **fpc-slot** with 0 through 15.
- PTX5000 Packet Transport Router—Replace **fpc-slot** with 0 through 7.

**Required Privilege Level** view

**Related Documentation**

- *request chassis fpc*
- *show chassis fpc*
- *show chassis fpc-feb-connectivity*
- *Configuring the Junos OS to Resynchronize FPC Sequence Numbers with Active FPCs when an FPC Comes Online*
- *MX960 Flexible PIC Concentrator Description*

**List of Sample Output**

[show chassis environment fpc \(M120 Router\) on page 104](#)  
[show chassis environment fpc \(M160 Router\) on page 105](#)  
[show chassis environment fpc \(M320 Router\) on page 105](#)  
[show chassis environment fpc \(MX2020 Router\) on page 106](#)  
[show chassis environment fpc \(MX2010 Router\) on page 109](#)  
[show chassis environment fpc \(MX240 Router\) on page 111](#)  
[show chassis environment fpc \(MX480 Router\) on page 112](#)  
[show chassis environment fpc \(MX960 Router\) on page 113](#)  
[show chassis environment fpc \(MX480 Router with 100-Gigabit Ethernet CFP\) on page 114](#)  
[show chassis environment fpc \(MX240, MX480, MX960 with Application Services Modular Line Card\) on page 115](#)  
[show chassis environment fpc \(T320, T640, and T1600 Routers\) on page 116](#)  
[show chassis environment fpc \(T4000 Router\) on page 116](#)  
[show chassis environment fpc lcc \(TX Matrix Router\) on page 121](#)  
[show chassis environment fpc lcc \(TX Matrix Plus Router\) on page 122](#)  
[show chassis environment fpc \(QFX Series and OCX Series\) on page 123](#)  
[show chassis environment fpc interconnect-device \(QFabric Systems\) on page 123](#)

[show chassis environment fpc 0 \(PTX5000 Packet Transport Router\) on page 123](#)  
[show chassis environment fpc 07 \(PTX5000 Packet Transport Router with FPC2-PTX-P1A\) on page 124](#)  
[show chassis environment FPC 1 \(MX Routers with Media Services Blade \[MSB\]\) on page 125](#)

**Output Fields** [Table 6 on page 103](#) lists the output fields for the **show chassis environment fpc** command. Output fields are listed in the approximate order in which they appear.

**Table 6: show chassis environment fpc Output Fields**

Field Name	Field Description
<b>State</b>	<p>Status of the FPC:</p> <ul style="list-style-type: none"> <li>• <b>Unknown</b>—FPC is not detected by the router.</li> <li>• <b>Empty</b>—No FPC is present.</li> <li>• <b>Present</b>—FPC is detected by the chassis daemon but is either not supported by the current version of the Junos OS, or the FPC is coming up but not yet online.</li> <li>• <b>Ready</b>—FPC is in intermediate or transition state.</li> <li>• <b>Announce online</b>—Intermediate state during which the FPC is coming up but not yet online, and the chassis manager acknowledges the chassisd FPC online initiative.</li> <li>• <b>Online</b>—FPC is online and running.</li> <li>• <b>Offline</b>—FPC is powered down.</li> <li>• <b>Diagnostics</b>—FPC is set to operate in diagnostics mode.</li> </ul>
<b>Temperature</b>	(M40e and M160 routers and QFX Series only) Temperature of the air flowing past the FPC.
<b>PMB Temperature</b>	<p>(PTX Series only) Temperature of the air flowing past the PMB (bottom of the FPC).</p> <p>The PTX5000 Packet Transport Router with FPC2-PTX-P1A include multiple temperatures for PMB (<b>TEMPO</b> and <b>TEMP1</b>).</p>
<b>PMB CPU Temperature</b>	(PTX5000 Packet Transport Router with FPC2-PTX-P1A only) Temperature of the air flowing past the PMB CPU.
<b>Temperature Intake</b>	(M320 routers, MX2010 routers, MX2020 routers, and PTX Series only) Temperature of the air flowing into the chassis.
<b>Temperature Top</b>	(T Series routers only) Temperature of the air flowing past the top of the FPC.
<b>Temperature Exhaust</b>	<p>(M120 and M320 routers, MX2010 routers, MX2020 routers, and PTX Series only) Temperature of the air flowing out of the chassis.</p> <p>The PTX Series Packet Transport Routers, and the MX2010 and MX2020 routers include exhaust temperatures for multiple zones (<b>Exhaust A</b> and <b>Exhaust B</b>).</p>
<b>Temperature Bottom</b>	(T Series routers only) Temperature of the air flowing past the bottom of the FPC.
<b>TL <i>n</i> Temperature</b>	(PTX Series only) Temperature of the air flowing past the specified TL area of the packet forwarding engine (PFE) on the FPC.
<b>TQ <i>n</i> Temperature</b>	(PTX Series only) Temperature of the air flowing past the specified TQ area of the packet forwarding engine (PFE) on the FPC.

Table 6: show chassis environment fpc Output Fields (*continued*)

Field Name	Field Description
<b>Temperature MMBO</b>	(T640 router only) Temperature of the air flowing past the type 3 FPC.
<b>Temperature MMB1</b>	(M320 and T Series routers only) Temperature of the air flowing past the type 1, type 2, and type 3 FPC.
<b>Power</b>	Information about the voltage supplied to the FPC. The left column displays the required power, in volts. The right column displays the measured power, in millivolts.
<b>CMB Revision or BUS revision</b>	Revision level of the chassis management bus device (M Series router) or bus (T Series routers).

## Sample Output

### show chassis environment fpc (M120 Router)

```

user@host> show chassis environment fpc
FPC 2 status:
  State                               Online
  Temperature Exhaust A               32 degrees C / 89 degrees F
  Temperature Exhaust B               31 degrees C / 87 degrees F
  Power A-Board
    1.2 V                             1202 mV
    1.5 V                             1508 mV
    1.8 V                             1798 mV
    2.5 V                             2507 mV
    3.3 V                             3351 mV
    5.0 V                             4995 mV
    3.3 V bias                         3296 mV
    1.2 V Rocket IO                   1205 mV
    1.5 V Rocket IO                   1501 mV
  I2C Slave Revision                 12
FPC 3 status:
  State                               Online
  Temperature Exhaust A               31 degrees C / 87 degrees F
  Temperature Exhaust B               33 degrees C / 91 degrees F
  Power A-Board
    1.2 V                             1211 mV
    1.5 V                             1501 mV
    1.8 V                             1798 mV
    2.5 V                             2471 mV
    3.3 V                             3293 mV
    5.0 V                             4930 mV
    3.3 V bias                         3296 mV
    1.2 V Rocket IO                   1205 mV
    1.5 V Rocket IO                   1501 mV
  Power B-Board
    1.2 V                             1214 mV
    1.5 V                             1501 mV
    2.5 V                             2471 mV
    3.3 V                             3300 mV
    5.0 V                             4943 mV
    3.3 V bias                         3296 mV
    1.2 V Rocket IO                   1205 mV
    1.5 V Rocket IO                   1501 mV

```

```

I2C Slave Revision      12
FPC 4 status:
State                   Online
Temperature Exhaust A   32 degrees C / 89 degrees F
Temperature Exhaust B   30 degrees C / 86 degrees F
Power A-Board
  1.2 V                 1195 mV
  1.5 V                 1504 mV
  1.8 V                 1801 mV
  2.5 V                 2504 mV
  3.3 V                 3293 mV
  5.0 V                 4917 mV
  3.3 V bias            3296 mV
  1.2 V Rocket IO       1202 mV
  1.5 V Rocket IO       1492 mV
I2C Slave Revision      12

```

#### show chassis environment fpc (M160 Router)

```

user@host> show chassis environment fpc
FPC 0 status:
State                   Online
Temperature              42 degrees C / 107 degrees F
Power:
  1.5 V                 1500 mV
  2.5 V                 2509 mV
  3.3 V                 3308 mV
  5.0 V                 4991 mV
  5.0 V bias            4952 mV
  8.0 V bias            8307 mV
CMB Revision            12
FPC 1 status:
State                   Online
Temperature              45 degrees C / 113 degrees F
Power:
  1.5 V                 1498 mV
  2.5 V                 2501 mV
  3.3 V                 3319 mV
  5.0 V                 5020 mV
  5.0 V bias            5025 mV
  8.0 V bias            8307 mV
CMB Revision            12

```

#### show chassis environment fpc (M320 Router)

```

user@host> show chassis environment fpc
FPC 0 status:
State                   Online
Temperature Intake       27 degrees C / 80 degrees F
Temperature Exhaust      38 degrees C / 100 degrees F
Temperature MMB1         31 degrees C / 87 degrees F
Power:
  1.5 V                 1487 mV
  1.5 V *               1494 mV
  1.8 V                 1821 mV
  2.5 V                 2533 mV
  3.3 V                 3323 mV
  5.0 V                 5028 mV
  3.3 V bias            3296 mV
  5.0 V bias            4984 mV
CMB Revision            16

```

```

FPC 1 status:
State                               Online
Temperature Intake                   27 degrees C / 80 degrees F
Temperature Exhaust                   37 degrees C / 98 degrees F
Temperature MMB1                      32 degrees C / 89 degrees F
Power:
  1.5 V                             1504 mV
  1.5 V *                           1499 mV
  1.8 V                             1820 mV
  2.5 V                             2529 mV
  3.3 V                             3328 mV
  5.0 V                             5013 mV
  3.3 V bias                         3294 mV
  5.0 V bias                         4984 mV
CMB Revision                         16
FPC 2 status:
State                               Online
Temperature Intake                   28 degrees C / 82 degrees F
Temperature Exhaust                   38 degrees C / 100 degrees F
Temperature MMB1                      32 degrees C / 89 degrees F
Power:
  1.5 V                             1498 mV
  1.5 V *                           1487 mV
  1.8 V                             1816 mV
  2.5 V                             2531 mV
  3.3 V                             3324 mV
  5.0 V                             5025 mV
  3.3 V bias                         3277 mV
  5.0 V bias                         5013 mV
CMB Revision                         17
FPC 3 status:
...
```

### show chassis environment fpc (MX2020 Router)

```

user@host> show chassis environment fpc
FPC 0 status:
State                               Online
Temperature Intake                   41 degrees C / 105 degrees F
Temperature Exhaust A                48 degrees C / 118 degrees F
Temperature Exhaust B                60 degrees C / 140 degrees F
Temperature LU 0 TSen                56 degrees C / 132 degrees F
Temperature LU 0 Chip                59 degrees C / 138 degrees F
Temperature LU 1 TSen                56 degrees C / 132 degrees F
Temperature LU 1 Chip                61 degrees C / 141 degrees F
Temperature LU 2 TSen                56 degrees C / 132 degrees F
Temperature LU 2 Chip                52 degrees C / 125 degrees F
Temperature LU 3 TSen                56 degrees C / 132 degrees F
Temperature LU 3 Chip                52 degrees C / 125 degrees F
Temperature MQ 0 TSen                49 degrees C / 120 degrees F
Temperature MQ 0 Chip                49 degrees C / 120 degrees F
Temperature MQ 1 TSen                49 degrees C / 120 degrees F
Temperature MQ 1 Chip                52 degrees C / 125 degrees F
Temperature MQ 2 TSen                49 degrees C / 120 degrees F
Temperature MQ 2 Chip                45 degrees C / 113 degrees F
Temperature MQ 3 TSen                49 degrees C / 120 degrees F
Temperature MQ 3 Chip                46 degrees C / 114 degrees F
Power
  AS-BIAS3V3-z12105                 3299 mV
  AS-VDD1V8-z12006                  1807 mV
  AS-VDD2V5-z12006                  2512 mV
```

```

AS-AVDD1V0-z12004      997 mV
AS-PCIE_1V0-z12004      996 mV
AS-VDD3V3-z12004        3294 mV
AS-VDD_1V5A-z12004      1501 mV
AS-VDD_1V5B-z12004      1498 mV
AS-LU0_1V0-z12004        998 mV
AS-LU1_1V0-z12004      1002 mV
AS-MQ0_1V0-z12004        999 mV
AS-MQ1_1V0-z12004        994 mV
AS-LU2_1V0-z12004      1000 mV
AS-LU3_1V0-z12004        998 mV
AS-MQ2_1V0-z12004      1002 mV
AS-MQ3_1V0-z12004        999 mV
AS-PMB_1V1-z12006      1096 mV
I2C Slave Revision      68
FPC 1 status:
State                    Online
Temperature Intake        39 degrees C / 102 degrees F
Temperature Exhaust A     48 degrees C / 118 degrees F
Temperature Exhaust B     55 degrees C / 131 degrees F
Temperature LU 0 TSen     52 degrees C / 125 degrees F
Temperature LU 0 Chip     54 degrees C / 129 degrees F
Temperature LU 1 TSen     52 degrees C / 125 degrees F
Temperature LU 1 Chip     56 degrees C / 132 degrees F
Temperature LU 2 TSen     52 degrees C / 125 degrees F
Temperature LU 2 Chip     49 degrees C / 120 degrees F
Temperature LU 3 TSen     52 degrees C / 125 degrees F
Temperature LU 3 Chip     50 degrees C / 122 degrees F
Temperature MQ 0 TSen     48 degrees C / 118 degrees F
Temperature MQ 0 Chip     48 degrees C / 118 degrees F
Temperature MQ 1 TSen     48 degrees C / 118 degrees F
Temperature MQ 1 Chip     51 degrees C / 123 degrees F
Temperature MQ 2 TSen     48 degrees C / 118 degrees F
Temperature MQ 2 Chip     45 degrees C / 113 degrees F
Temperature MQ 3 TSen     48 degrees C / 118 degrees F
Temperature MQ 3 Chip     45 degrees C / 113 degrees F
Power
AS-BIAS3V3-z12105        3291 mV
AS-VDD1V8-z12006        1786 mV
AS-VDD2V5-z12006        2496 mV
AS-AVDD1V0-z12004        1000 mV
AS-PCIE_1V0-z12004        1000 mV
AS-VDD3V3-z12004        3294 mV
AS-VDD_1V5A-z12004      1500 mV
AS-VDD_1V5B-z12004      1498 mV
AS-LU0_1V0-z12004      1003 mV
AS-LU1_1V0-z12004      1000 mV
AS-MQ0_1V0-z12004      1000 mV
AS-MQ1_1V0-z12004        995 mV
AS-LU2_1V0-z12004      1002 mV
AS-LU3_1V0-z12004        997 mV
AS-MQ2_1V0-z12004      1000 mV
AS-MQ3_1V0-z12004        998 mV
AS-PMB_1V1-z12006      1096 mV
I2C Slave Revision      68
FPC 2 status:
State                    Online
Temperature Intake        39 degrees C / 102 degrees F
Temperature Exhaust A     48 degrees C / 118 degrees F
Temperature Exhaust B     58 degrees C / 136 degrees F
Temperature LU 0 TSen     55 degrees C / 131 degrees F

```

Temperature LU 0 Chip	57 degrees C / 134 degrees F
Temperature LU 1 TSen	55 degrees C / 131 degrees F
Temperature LU 1 Chip	63 degrees C / 145 degrees F
Temperature LU 2 TSen	55 degrees C / 131 degrees F
Temperature LU 2 Chip	51 degrees C / 123 degrees F
Temperature LU 3 TSen	55 degrees C / 131 degrees F
Temperature LU 3 Chip	52 degrees C / 125 degrees F
Temperature MQ 0 TSen	48 degrees C / 118 degrees F
Temperature MQ 0 Chip	50 degrees C / 122 degrees F
Temperature MQ 1 TSen	48 degrees C / 118 degrees F
Temperature MQ 1 Chip	52 degrees C / 125 degrees F
Temperature MQ 2 TSen	48 degrees C / 118 degrees F
Temperature MQ 2 Chip	47 degrees C / 116 degrees F
Temperature MQ 3 TSen	48 degrees C / 118 degrees F
Temperature MQ 3 Chip	47 degrees C / 116 degrees F
Power	
AS-BIAS3V3-z12105	3299 mV
AS-VDD1V8-z12006	1805 mV
AS-VDD2V5-z12006	2510 mV
AS-AVDD1V0-z12004	999 mV
AS-PCIE_1V0-z12004	998 mV
AS-VDD3V3-z12004	3296 mV
AS-VDD_1V5A-z12004	1492 mV
AS-VDD_1V5B-z12004	1497 mV
AS-LU0_1V0-z12004	997 mV
AS-LU1_1V0-z12004	1000 mV
AS-MQ0_1V0-z12004	998 mV
AS-MQ1_1V0-z12004	1001 mV
AS-LU2_1V0-z12004	996 mV
AS-LU3_1V0-z12004	995 mV
AS-MQ2_1V0-z12004	998 mV
AS-MQ3_1V0-z12004	997 mV
AS-PMB_1V1-z12006	1100 mV
I2C Slave Revision	68
FPC 3 status:	
State	Online
Temperature Intake	41 degrees C / 105 degrees F
Temperature Exhaust A	48 degrees C / 118 degrees F
Temperature Exhaust B	58 degrees C / 136 degrees F
Temperature LU 0 TSen	56 degrees C / 132 degrees F
Temperature LU 0 Chip	59 degrees C / 138 degrees F
Temperature LU 1 TSen	56 degrees C / 132 degrees F
Temperature LU 1 Chip	61 degrees C / 141 degrees F
Temperature LU 2 TSen	56 degrees C / 132 degrees F
Temperature LU 2 Chip	51 degrees C / 123 degrees F
Temperature LU 3 TSen	56 degrees C / 132 degrees F
Temperature LU 3 Chip	53 degrees C / 127 degrees F
Temperature MQ 0 TSen	50 degrees C / 122 degrees F
Temperature MQ 0 Chip	51 degrees C / 123 degrees F
Temperature MQ 1 TSen	50 degrees C / 122 degrees F
Temperature MQ 1 Chip	55 degrees C / 131 degrees F
Temperature MQ 2 TSen	50 degrees C / 122 degrees F
Temperature MQ 2 Chip	47 degrees C / 116 degrees F
Temperature MQ 3 TSen	50 degrees C / 122 degrees F
Temperature MQ 3 Chip	50 degrees C / 122 degrees F
Power	
AS-BIAS3V3-z12105	3305 mV
AS-VDD1V8-z12006	1810 mV
AS-VDD2V5-z12006	2508 mV
AS-AVDD1V0-z12004	999 mV
AS-PCIE_1V0-z12004	1001 mV



















































FPC 0	0	0	0	0
FPC 1	0	0	0	0
FPC 2	0	0	0	0
FPC 3	0	0	0	0
FPC 4	0	0	0	0
FPC 5	0	0	0	0
FPC 6	0	0	0	0
FPC 7	0	0	0	0
SCG/CB/SIB	0	0	0	0

#### show chassis environment pem node-device (QFabric System)

```

user@switch> show chassis environment pem node-device node1
FPC 0 PEM 0 status:
  State                Check
  Airflow              Front to Back
  Temperature          OK
  AC Input:            OK
  DC Output            Voltage(V) Current(A) Power(W) Load(%)
                      12         10       120     18
FPC 0 PEM 1 status:
  State                Online
  Airflow              Back to Front
  Temperature          OK
  AC Input:            OK
  DC Output            Voltage(V) Current(A) Power(W) Load(%)
                      11         10       110     17

```

#### show chassis environment pem (QFX Series and OCX Series)

```

user@switch> show chassis environment pem
FPC 0 PEM 1 status:
  State                Online
  Airflow              Front to Back
  Temperature          OK
  AC Input:            OK
  DC Output            Voltage(V) Current(A) Power(W) Load(%)
                      12         17       204     31

```

#### show chassis environment pem interconnect-device (QFabric System)

```

user@switch> show chassis environment pem interconnect-device IC1
IC1 PEM 1 status:
  State                Online
  Airflow              Front to Back
  Temperature          OK
  AC Input:            OK
  DC Output            Voltage(V) Current(A) Power(W) Load(%)
                      12         18       216     33

```

## show chassis environment routing-engine

<b>List of Syntax</b>	<a href="#">Syntax on page 135</a> <a href="#">Syntax (TX Matrix Routers) on page 135</a> <a href="#">Syntax (TX Matrix Plus Routers) on page 135</a> <a href="#">Syntax (MX104, MX2010, and MX2020 3D Universal Edge Routers) on page 135</a> <a href="#">Syntax (MX Series Routers) on page 135</a> <a href="#">Syntax (QFX Series) on page 135</a> <a href="#">Syntax (OCX Series) on page 135</a>
<b>Syntax</b>	show chassis environment routing-engine <slot>
<b>Syntax (TX Matrix Routers)</b>	show chassis environment routing-engine <lcc number   scc> <slot>
<b>Syntax (TX Matrix Plus Routers)</b>	show chassis environment routing-engine <lcc number   sfc number> <slot>
<b>Syntax (MX104, MX2010, and MX2020 3D Universal Edge Routers)</b>	show chassis environment routing-engine <slot>
<b>Syntax (MX Series Routers)</b>	show chassis environment routing-engine <slot> <all-members> <local> <member member-id>
<b>Syntax (QFX Series)</b>	show chassis environment routing-engine interconnect-device <i>name</i>
<b>Syntax (OCX Series)</b>	show chassis environment routing-engine
<b>Release Information</b>	<p>Command introduced before Junos OS Release 7.4.</p> <p>Command introduced in Junos OS Release 9.0 for EX Series switches.</p> <p><b>sfc</b> option introduced for the TX Matrix Plus router in Junos OS Release 9.6.</p> <p>Command introduced in Junos OS Release 11.1 for the QFX Series.</p> <p>Command introduced in Junos OS Release 12.1 for the PTX Series Packet Transport Routers.</p> <p>Command introduced in Junos OS Release 12.1 for the T4000 Core Routers.</p> <p>Command introduced in Junos OS Release 12.3 for MX2020 3D Universal Edge Routers.</p> <p>Command introduced in Junos OS Release 12.3 for MX2010 3D Universal Edge Routers.</p> <p>Command introduced in Junos OS Release 13.2 for MX104 3D Universal Edge Routers.</p> <p>Command introduced in Junos OS Release 14.1X53-D20 for the OCX Series.</p>
<b>Description</b>	Display Routing Engine environmental status information.





```
State:                Online Standby
Temperature:          26 degrees C / 78 degrees F
```

#### show chassis environment routing-engine (MX104 Router)

```
user@ host >show chassis environment routing-engine
Routing Engine 0 status:
  State                Online Master
  Temperature          34 degrees C / 93 degrees F
  CPU Temperature      43 degrees C / 109 degrees F
Routing Engine 1 status:
  State                Online Standby
  Temperature          33 degrees C / 91 degrees F
  CPU Temperature      39 degrees C / 102 degrees F
```

#### show chassis environment routing-engine (MX2010 Router)

```
user@host> show chassis environment routing-engine
Routing Engine 0 status:
  State                Online Master
  Temperature          37 degrees C / 98 degrees F
  CPU Temperature      37 degrees C / 98 degrees F
Routing Engine 1 status:
  State                Online Standby
  Temperature          35 degrees C / 95 degrees F
  CPU Temperature      34 degrees C / 93 degrees F
```

#### show chassis environment routing-engine (MX2020 Router)

```
user@host> show chassis environment routing-engine
Routing Engine 0 status:
  State                Online Master
  Temperature          35 degrees C / 95 degrees F
  CPU Temperature      34 degrees C / 93 degrees F
Routing Engine 1 status:
  State                Online Standby
  Temperature          44 degrees C / 111 degrees F
  CPU Temperature      43 degrees C / 109 degrees F
```

#### show chassis environment routing-engine (TX Matrix Plus Router)

```
user@host> show chassis environment routing-engine
sfc0-re0:
-----
Routing Engine 0 status:
  State                Online Master
  Temperature          26 degrees C / 78 degrees F
Routing Engine 1 status:
  State                Online Standby
  Temperature          28 degrees C / 82 degrees F

lcc0-re0:
-----
Routing Engine 0 status:
  State                Online Master
  Temperature          30 degrees C / 86 degrees F
Routing Engine 1 status:
  State                Online Standby
  Temperature          29 degrees C / 84 degrees F
```

**show chassis environment routing-engine (T4000 Core Router)**

```

user@host> show chassis environment routing-engine
Routing Engine 0 status:
  State           Online Master
  Temperature      33 degrees C / 91 degrees F
  CPU Temperature  50 degrees C / 122 degrees F
Routing Engine 1 status:
  State           Online Standby
  Temperature      33 degrees C / 91 degrees F
  CPU Temperature  46 degrees C / 114 degrees F

```

**show chassis environment routing-engine (QFX Series and OCX Series)**

```

user@switch> show chassis environment routing-engine
Routing Engine 0 status:
  State           Online Master
  Temperature      42 degrees C / 107 degrees F

```

**show chassis environment routing-engine interconnect-device (QFabric System)**

```

user@switch> show chassis environment routing-engine interconnect-device interconnect1
routing-engine interconnect-device interconnect1
Routing Engine 0 status:
  State           Online Standby
  Temperature      52 degrees C / 125 degrees F
Routing Engine 1 status:
  State           Online Master
  Temperature      57 degrees C / 134 degrees F

```

**show chassis environment routing-engine (PTX5000 Packet Transport Router)**

```

user@switch> show chassis environment routing-engine
Routing Engine 0 status:
  State           Online Master
  Temperature      55 degrees C / 131 degrees F
  CPU Temperature  66 degrees C / 150 degrees F
Routing Engine 1 status:
  State           Online Standby
  Temperature      52 degrees C / 125 degrees F
  CPU Temperature  64 degrees C / 147 degrees F

```

## show chassis fan

---

<b>List of Syntax</b>	<a href="#">Syntax on page 140</a> <a href="#">Syntax (ACX4000 Series Router) on page 140</a> <a href="#">Syntax (MX Series Router) on page 140</a> <a href="#">Syntax (T Series Routers) on page 140</a> <a href="#">Syntax (MX104, MX2010, and MX2020 3D Universal Edge Router) on page 140</a> <a href="#">Syntax (QFX Series) on page 140</a> <a href="#">Syntax (OCX Series) on page 140</a> <a href="#">Syntax (TX Matrix Router) on page 140</a> <a href="#">Syntax (TX Matrix Plus Router) on page 140</a>
<b>Syntax</b>	show chassis fan
<b>Syntax (ACX4000 Series Router)</b>	show chassis fan
<b>Syntax (MX Series Router)</b>	show chassis fan <all-members> <local> <member <i>member-id</i> >
<b>Syntax (T Series Routers)</b>	show chassis fan
<b>Syntax (MX104, MX2010, and MX2020 3D Universal Edge Router)</b>	show chassis fan
<b>Syntax (QFX Series)</b>	show chassis fan <interconnect-device <i>name</i> >
<b>Syntax (OCX Series)</b>	show chassis fan
<b>Syntax (TX Matrix Router)</b>	show chassis fan <lcc <i>number</i>   scc>
<b>Syntax (TX Matrix Plus Router)</b>	show chassis fan <lcc <i>number</i>   sfc <i>number</i> >
<b>Release Information</b>	Command introduced in Junos OS Release 10.0 on MX Series 3D Universal Edge Routers, M120 routers, and M320 routers, T320 routers, T640 routers, T1600 routers, TX Matrix Routers, and TX Matrix Plus routers. Command introduced in Junos OS Release 11.1 for the QFX Series. Command introduced in Junos OS Release 11.4 for EX Series switches. Command introduced in Junos OS Release 12.3 for PTX5000 Packet Transport Routers. Command introduced in Junos OS Release 12.1 for T4000 routers. Command introduced in Junos OS Release 12.3 for MX2020 3D Universal Edge Routers. Command introduced in Junos OS Release 12.3 for MX2010 3D Universal Edge Routers. Command introduced in Junos OS Release 12.3 for ACX Series Routers.



[show chassis fan \(QFabric Systems\) on page 143](#)  
[show chassis fan \(EX Series Switches\) on page 144](#)  
[show chassis fan \(T320 Router\) on page 145](#)  
[show chassis fan \(T640 Router\) on page 145](#)  
[show chassis fan \(T1600 Router\) on page 145](#)  
[show chassis fan \(T4000 Core Router\) on page 146](#)  
[show chassis fan \(TX Matrix Router\) on page 146](#)  
[show chassis fan \(TX Matrix Plus Router\) on page 147](#)  
[show chassis fan \(TX Matrix Plus Router with 3D SIBs\) on page 148](#)  
[show chassis fan \(PTX5000 Packet Transport Router\) on page 150](#)  
[show chassis fan \(MX104 Router\) on page 151](#)  
[show chassis fan \(MX2010 Router\) on page 151](#)  
[show chassis fan \(MX2020 Router\) on page 151](#)  
[show chassis fan \(ACX4000 Router\) on page 152](#)  
[show chassis fan \(QFX5100 Switch and OCX Series\) on page 152](#)

**Output Fields** Table 9 on page 142 lists the output fields for the **show chassis fan** command. Output fields are listed in the approximate order in which they appear.

**Table 9: show chassis fan Output Fields**

Field Name	Field Description
<b>Item</b>	Fan item identifier.
<b>Status</b>	Status of the fan: <ul style="list-style-type: none"> <li>• <b>OK</b>—Fan is running properly and within the normal range.</li> <li>• <b>Check</b>—Fan is in <b>Check</b> state because of some fault or alarm condition.</li> </ul>
<b>RPM</b>	(T Series routers, TX Matrix routers, TX Matrix Plus routers, MX Series 3D Universal Edge Routers, QFX3108 Interconnect devices, and EX Series switches only) Fan speed in revolutions per minute (RPM).
<b>% RPM</b>	(MX2010 routers, MX2020 routers, and PTX Series Packet Transport Routers only) Percentage of the fan speed being used.
<b>Measurement</b>	(T Series routers, TX Matrix routers, TX Matrix Plus routers, MX Series 3D Universal Edge Routers, QFX3108 Interconnect devices, and EX Series switches only) Fan speed status based on different chassis cooling requirements: <ul style="list-style-type: none"> <li>• Spinning at high speed</li> <li>• Spinning at intermediate speed</li> <li>• Spinning at normal speed</li> <li>• Spinning at low speed (except EX Series switches)</li> </ul> (MX2010 routers, MX2020 routers, and PTX Series Packet Transport Routers only) Fan speed in revolutions per minute (RPM) for each fan in the fan tray.

























































































































```

Address 0x50: 00 00 00 00 00 00 00 00 00 00 00 00 00 00 00 00
Address 0x60: 00 00 00 00 00 00 00 00 00 00 00 00 00 00 00 00
Address 0x70: 00 00 00 00 00 00 00 00 00 00 00 00 00 00 00 00
Midplane          REV 01   710-030012   ACAX3674           MX960 Backplane
Jedec Code:      0x7fb0           EEPROM Version:    0x02
P/N:             710-030012       S/N:             ACAX3674
Assembly ID:     0x01df           Assembly Version: 01.01
Date:           01-19-2013        Assembly Flags:   0x00
Version:        REV 01           CLEI Code:       COM8T00CRB
ID: MX960 Backplane              FRU Model Number: CHAS-BP-MX960-S
Board Information Record:
Address 0x00: ad 01 08 00 54 e0 32 bc 68 00 ff ff ff ff ff ff
I2C Hex Data:
Address 0x00: 7f b0 02 ff 01 df 01 01 52 45 56 20 30 31 00 00
Address 0x10: 00 00 00 00 37 31 30 2d 30 33 30 30 31 32 00 00
Address 0x20: 53 2f 4e 20 41 43 41 58 33 36 37 34 00 13 01 07
Address 0x30: dd ff ff ff ad 01 08 00 54 e0 32 bc 68 00 ff ff
Address 0x40: ff ff ff ff 01 43 4f 4d 38 54 30 30 43 52 42 43
Address 0x50: 48 41 53 2d 42 50 2d 4d 58 39 36 30 2d 53 00 00
Address 0x60: 00 00 00 00 00 00 42 00 00 ff ff ff ff ff ff ff
Address 0x70: ff ff ff aa ff ff ff ff ff ff ff ff ff ff ff ff
FPM Board          REV 03   710-014974   CAAZ9326           Front Panel Display
Jedec Code:      0x7fb0           EEPROM Version:    0x01
P/N:             710-014974       S/N:             CAAZ9326
Assembly ID:     0x01e6           Assembly Version: 01.03
Date:           12-31-2012        Assembly Flags:   0x00
Version:        REV 03
ID: Front Panel Display          FRU Model Number: CRAFT-MX960-S
Board Information Record:
Address 0x00: ff ff ff ff ff ff ff ff ff ff ff ff ff ff ff ff
I2C Hex Data:
Address 0x00: 7f b0 01 ff 01 e6 01 03 52 45 56 20 30 33 00 00
Address 0x10: 00 00 00 00 37 31 30 2d 30 31 34 39 37 34 00 00
Address 0x20: 53 2f 4e 20 43 41 41 5a 39 33 32 36 00 1f 0c 07
Address 0x30: dc ff ff ff ff ff ff ff ff ff ff ff ff ff ff ff
Address 0x40: ff ff ff ff 01 00 00 00 00 00 00 00 00 00 00 43
Address 0x50: 52 41 46 54 2d 4d 58 39 36 30 2d 53 00 00 00 00
Address 0x60: 00 00 00 00 00 00 ff ff ff ff ff ff ff ff ff ff
Address 0x70: ff ff ff ff ff ff ff ff ff ff ff ff ff ff ff ff
PDM                Rev 03   740-013110   QCS17025017        Power Distribution Module
Jedec Code:      0x7fb0           EEPROM Version:    0x01
P/N:             740-013110       S/N:             QCS17025017
Assembly ID:     0x0416           Assembly Version: 01.03
Date:           01-10-2013        Assembly Flags:   0x00
Version:        Rev 03
ID: Power Distribution Module
Board Information Record:
Address 0x00: ff ff ff ff ff ff ff ff ff ff ff ff ff ff 00 00 00
I2C Hex Data:
Address 0x00: 7f b0 01 ff 04 16 01 03 52 65 76 20 30 33 00 00
Address 0x10: 00 00 00 00 37 34 30 2d 30 31 33 31 31 30 00 00
Address 0x20: 51 43 53 31 37 30 32 35 30 31 37 00 00 0a 01 07
Address 0x30: dd ff ff ff ff ff ff ff ff ff ff ff ff ff ff ff
Address 0x40: ff 00 00 00 00 00 00 00 00 00 00 00 00 00 00 00
Address 0x50: 00 00 00 00 00 00 00 00 00 00 00 00 00 00 00 00
Address 0x60: 00 00 00 00 00 00 00 00 00 00 00 00 00 00 00 00
Address 0x70: 00 00 00 00 00 00 00 00 00 00 00 00 00 00 00 00
PEM 0              Rev 10   740-027760   QCS1702N062        PS 4.1kW; 200-240V AC
in
Jedec Code:      0x7fb0           EEPROM Version:    0x01
P/N:             740-027760       S/N:             QCS1702N062

```

```
Assembly ID: 0x0430          Assembly Version: 01.10
Date: 01-15-2013            Assembly Flags: 0x00
Version: Rev 10
ID: PS 4.1kW; 200-240V AC in  FRU Model Number: PWR-MX960-4100-AC-S
Board Information Record:
  Address 0x00: ff ff ff ff ff ff ff ff ff ff ff ff 00 00 00 00
I2C Hex Data:
  Address 0x00: 7f b0 01 ff 04 30 01 0a 52 65 76 20 31 30 00 00
  Address 0x10: 00 00 00 00 37 34 30 2d 30 32 37 37 36 30 00 00
  Address 0x20: 51 43 53 31 37 30 32 4e 30 36 32 00 00 0f 01 07
  Address 0x30: dd ff ff ff ff ff ff ff ff ff ff ff ff ff ff
  Address 0x40: 00 00 00 00 01 00 00 00 00 00 00 00 00 00 00 50
  Address 0x50: 57 52 2d 4d 58 39 36 30 2d 34 31 30 30 2d 41 43
  Address 0x60: 2d 53 00 00 00 00 00 00 00 00 00 00 00 00 00 00
  Address 0x70: 00 00 00 00 00 00 00 00 00 00 00 00 00 00 00 00
PEM 1          Rev 04    740-027760    QCS1422N02C    PS 4.1kW; 200-240V AC
in
Jedec Code: 0x7fb0          EEPROM Version: 0x01
P/N: 740-027760            S/N: QCS1422N02C
Assembly ID: 0x0430          Assembly Version: 01.04
Date: 06-04-2010            Assembly Flags: 0x00
Version: Rev 04
ID: PS 4.1kW; 200-240V AC in  FRU Model Number: PWR-MX960-4100-AC-S
Board Information Record:
  Address 0x00: ff ff ff ff ff ff ff ff ff ff ff ff 00 00 00 00
I2C Hex Data:
  Address 0x00: 7f b0 01 ff 04 30 01 04 52 65 76 20 30 34 00 00
  Address 0x10: 00 00 00 00 37 34 30 2d 30 32 37 37 36 30 00 00
  Address 0x20: 51 43 53 31 34 32 32 4e 30 32 43 00 00 04 06 07
  Address 0x30: da ff ff ff ff ff ff ff ff ff ff ff ff ff ff
  Address 0x40: 00 00 00 00 01 00 00 00 00 00 00 00 00 00 00 50
  Address 0x50: 57 52 2d 4d 58 39 36 30 2d 34 31 30 30 2d 41 43
  Address 0x60: 2d 53 00 00 00 00 00 00 00 00 00 00 00 00 00 00
  Address 0x70: 00 00 00 00 00 00 00 00 00 00 00 00 00 00 00 00
PEM 2          Rev 09    740-027760    QCS1614N01X    PS 4.1kW; 200-240V AC
in
Jedec Code: 0x7fb0          EEPROM Version: 0x01
P/N: 740-027760            S/N: QCS1614N01X
Assembly ID: 0x0430          Assembly Version: 01.09
Date: 04-07-2012            Assembly Flags: 0x00
Version: Rev 09
ID: PS 4.1kW; 200-240V AC in  FRU Model Number: PWR-MX960-4100-AC-S
Board Information Record:
  Address 0x00: ff ff ff ff ff ff ff ff ff ff ff ff 00 00 00 00
I2C Hex Data:
  Address 0x00: 7f b0 01 ff 04 30 01 09 52 65 76 20 30 39 00 00
  Address 0x10: 00 00 00 00 37 34 30 2d 30 32 37 37 36 30 00 00
  Address 0x20: 51 43 53 31 36 31 34 4e 30 31 58 00 00 07 04 07
  Address 0x30: dc ff ff ff ff ff ff ff ff ff ff ff ff ff ff
  Address 0x40: 00 00 00 00 01 00 00 00 00 00 00 00 00 00 00 50
  Address 0x50: 57 52 2d 4d 58 39 36 30 2d 34 31 30 30 2d 41 43
  Address 0x60: 2d 53 00 00 00 00 00 00 00 00 00 00 00 00 00 00
  Address 0x70: 00 00 00 00 00 00 00 00 00 00 00 00 00 00 00 00
Routing Engine 0 REV 08    740-031116    9009131803    RE-S-1800x4
Jedec Code: 0x7fb0          EEPROM Version: 0x02
P/N: 740-031116            S/N: 9009131803
Assembly ID: 0x09c0          Assembly Version: 01.08
Date: 03-04-2013            Assembly Flags: 0x00
Version: REV 08              CLEI Code: COUCASKBAA
ID: RE-S-1800x4              FRU Model Number: RE-S-1800X4-16G-S
Board Information Record:
```

```

Address 0x00: 54 32 30 32 37 44 42 2d 34 34 47 42 23 42 23 00
I2C Hex Data:
Address 0x00: 7f b0 02 ff 09 c0 01 08 52 45 56 20 30 38 00 00
Address 0x10: 00 00 00 00 37 34 30 2d 30 33 31 31 31 36 00 00
Address 0x20: 39 30 30 39 31 33 31 38 30 33 00 00 00 04 03 07
Address 0x30: dd ff ff ff 54 32 30 32 37 44 42 2d 34 34 47 42
Address 0x40: 23 42 23 00 01 43 4f 55 43 41 53 4b 42 41 41 52
Address 0x50: 45 2d 53 2d 31 38 30 30 58 34 2d 31 36 47 2d 53
Address 0x60: 00 00 00 00 00 00 41 30 30 ff ff ff ff ff ff ff
Address 0x70: ff ff ff 59 ff ff ff ff ff ff ff ff ff ff ff ff
ad0 3831 MB UGB30SFA4000T1 SFA4000T1 000016CD Compact Flash
ad1 30533 MB UGB94BPH32H0S1-KCI 11000061346 Disk 1
usb0 (addr 1) EHCI root hub 0 Intel uhub0
usb0 (addr 2) product 0x0020 32 vendor 0x8087 uhub1
DIMM 0 VL31B5263F-F8SD DIE REV-0 PCB REV-0 MFR ID-ce80
DIMM 1 VL31B5263F-F8SD DIE REV-0 PCB REV-0 MFR ID-ce80
DIMM 2 VL31B5263F-F8SD DIE REV-0 PCB REV-0 MFR ID-ce80
DIMM 3 VL31B5263F-F8SD DIE REV-0 PCB REV-0 MFR ID-ce80
Routing Engine 1 REV 08 740-031116 9009124913 RE-S-1800x4
Jedec Code: 0x7fb0 EEPROM Version: 0x02
P/N: 740-031116 S/N: 9009124913
Assembly ID: 0x09c0 Assembly Version: 01.08
Date: 01-09-2013 Assembly Flags: 0x00
Version: REV 08 CLEI Code: COUCASKBAA
ID: RE-S-1800x4 FRU Model Number: RE-S-1800X4-16G-S
Board Information Record:
Address 0x00: 54 32 30 32 37 44 42 2d 34 34 47 42 23 42 23 00
I2C Hex Data:
Address 0x00: 7f b0 02 ff 09 c0 01 08 52 45 56 20 30 38 00 00
Address 0x10: 00 00 00 00 37 34 30 2d 30 33 31 31 31 36 00 00
Address 0x20: 39 30 30 39 31 32 34 39 31 33 00 00 00 09 01 07
Address 0x30: dd ff ff ff 54 32 30 32 37 44 42 2d 34 34 47 42
Address 0x40: 23 42 23 00 01 43 4f 55 43 41 53 4b 42 41 41 52
Address 0x50: 45 2d 53 2d 31 38 30 30 58 34 2d 31 36 47 2d 53
Address 0x60: 00 00 00 00 00 00 41 30 30 ff ff ff ff ff ff ff
Address 0x70: ff ff ff 59 ff ff ff ff ff ff ff ff ff ff ff ff
ad0 3831 MB UGB30SFA4000T1 SFA4000T1 0000106D Compact Flash
ad1 30533 MB UGB94BPH32H0S1-KCI 11000052402 Disk 1
CB 0 REV 18 750-031391 CABF0579 Enhanced MX SCB
Jedec Code: 0x7fb0 EEPROM Version: 0x02
P/N: 750-031391 S/N: CABF0579
Assembly ID: 0x09b0 Assembly Version: 01.18
Date: 04-15-2013 Assembly Flags: 0x00
Version: REV 18 CLEI Code: COUCASRBAA
ID: Enhanced MX SCB FRU Model Number: SCBE-MX-S
Board Information Record:
Address 0x00: ff ff ff ff ff ff ff ff ff ff ff ff ff ff ff ff
I2C Hex Data:
Address 0x00: 7f b0 02 ff 09 b0 01 12 52 45 56 20 31 38 00 00
Address 0x10: 00 00 00 00 37 35 30 2d 30 33 31 33 39 31 00 00
Address 0x20: 53 2f 4e 20 43 41 42 46 30 35 37 39 00 0f 04 07
Address 0x30: dd ff ff ff ff ff ff ff ff ff ff ff ff ff ff ff
Address 0x40: ff ff ff ff 01 43 4f 55 43 41 53 52 42 41 41 53
Address 0x50: 43 42 45 2d 4d 58 2d 53 00 00 00 00 00 00 00 00
Address 0x60: 00 00 00 00 00 00 43 00 00 ff ff ff ff ff ff ff
Address 0x70: ff ff ff 7d ff ff ff ff ff ff ff ff ff ff ff ff
CB 1 REV 16 750-031391 CAAZ2471 Enhanced MX SCB
Jedec Code: 0x7fb0 EEPROM Version: 0x02
P/N: 750-031391 S/N: CAAZ2471
Assembly ID: 0x09b0 Assembly Version: 01.16
Date: 03-09-2013 Assembly Flags: 0x00

```

```

Version:      REV 16          CLEI Code:      COUCARCBAB
ID: Enhanced MX SCB          FRU Model Number: SCBE-MX-S
Board Information Record:
  Address 0x00: ff ff ff ff ff ff ff ff ff ff ff ff ff ff ff
I2C Hex Data:
  Address 0x00: 7f b0 02 ff 09 b0 01 10 52 45 56 20 31 36 00 00
  Address 0x10: 00 00 00 00 37 35 30 2d 30 33 31 33 39 31 00 00
  Address 0x20: 53 2f 4e 20 43 41 41 5a 32 34 37 31 00 09 03 07
  Address 0x30: dd ff ff ff ff ff ff ff ff ff ff ff ff ff ff
  Address 0x40: ff ff ff ff 01 43 4f 55 43 41 52 43 42 41 42 53
  Address 0x50: 43 42 45 2d 4d 58 2d 53 00 00 00 00 00 00 00 00
  Address 0x60: 00 00 00 00 00 00 42 00 00 ff ff ff ff ff ff ff
  Address 0x70: ff ff ff 6d ff ff ff ff ff ff ff ff ff ff ff ff
CB 2          REV 16      750-031391    CAAW9595          Enhanced MX SCB
Jedec Code:   0x7fb0          EEPROM Version:   0x02
P/N:          750-031391      S/N:          CAAW9595
Assembly ID:  0x09b0          Assembly Version: 01.16
Date:         02-01-2013      Assembly Flags:  0x00
Version:      REV 16          CLEI Code:      COUCARCBAB
ID: Enhanced MX SCB          FRU Model Number: SCBE-MX-S
Board Information Record:
  Address 0x00: ff ff ff ff ff ff ff ff ff ff ff ff ff ff ff
I2C Hex Data:
  Address 0x00: 7f b0 02 ff 09 b0 01 10 52 45 56 20 31 36 00 00
  Address 0x10: 00 00 00 00 37 35 30 2d 30 33 31 33 39 31 00 00
  Address 0x20: 53 2f 4e 20 43 41 41 57 39 35 39 35 00 01 02 07
  Address 0x30: dd ff ff ff ff ff ff ff ff ff ff ff ff ff ff
  Address 0x40: ff ff ff ff 01 43 4f 55 43 41 52 43 42 41 42 53
  Address 0x50: 43 42 45 2d 4d 58 2d 53 00 00 00 00 00 00 00 00
  Address 0x60: 00 00 00 00 00 00 42 00 00 ff ff ff ff ff ff ff
  Address 0x70: ff ff ff 6d ff ff ff ff ff ff ff ff ff ff ff ff
FPC 0          REV 18      750-046005    CACE6574          MPC5E 3D Q 2CGE+4XGE
Jedec Code:   0x7fb0          EEPROM Version:   0x02
P/N:          750-046005      S/N:          CACE6574
Assembly ID:  0x0b8c          Assembly Version: 01.18
Date:         11-20-2013      Assembly Flags:  0x00
Version:      REV 18          CLEI Code:      PROTOXCLEI
ID: MPC5E 3D Q 2CGE+4XGE      FRU Model Number: PROTO-ASSEMBLY
Board Information Record:
  Address 0x00: ff ff ff ff ff ff ff ff ff ff ff ff ff ff ff
I2C Hex Data:
  Address 0x00: 7f b0 02 ff 0b 8c 01 12 52 45 56 20 31 38 00 00
  Address 0x10: 00 00 00 00 37 35 30 2d 30 34 36 30 30 35 00 00
  Address 0x20: 53 2f 4e 20 43 41 43 45 36 35 37 34 00 14 0b 07
  Address 0x30: dd ff ff ff ff ff ff ff ff ff ff ff ff ff ff
  Address 0x40: ff ff ff ff 01 50 52 4f 54 4f 58 43 4c 45 49 50
  Address 0x50: 52 4f 54 4f 2d 41 53 53 45 4d 42 4c 59 00 00 00
  Address 0x60: 00 00 00 00 00 00 41 30 30 ff ff ff ff ff ff ff
  Address 0x70: ff ff ff c2 ff ff ff ff ff ff ff ff ff ff ff ff
CPU          REV 09      711-045719    CACG8908          RMPC PMB
Jedec Code:   0x7fb0          EEPROM Version:   0x02
P/N:          711-045719      S/N:          CACG8908
Assembly ID:  0x0b85          Assembly Version: 01.09
Date:         11-13-2013      Assembly Flags:  0x00
Version:      REV 09
ID: RMPC PMB
Board Information Record:
  Address 0x00: ff ff ff ff ff ff ff ff ff ff ff ff ff ff ff
I2C Hex Data:
  Address 0x00: 7f b0 02 ff 0b 85 01 09 52 45 56 20 30 39 00 00
  Address 0x10: 00 00 00 00 37 31 31 2d 30 34 35 37 31 39 00 00

```

```

Address 0x20: 53 2f 4e 20 43 41 43 47 38 39 30 38 00 0d 0b 07
Address 0x30: dd ff ff ff ff ff ff ff ff ff ff ff ff ff ff
Address 0x40: ff ff ff ff 00 50 52 4f 54 4f 58 43 4c 45 49 50
Address 0x50: 52 4f 54 4f 2d 41 53 53 45 4d 42 4c 59 00 00 00
Address 0x60: 00 00 00 00 00 00 41 30 30 ff ff ff ff ff ff
Address 0x70: ff ff ff c2 00 00 00 00 00 00 00 00 00 00 00 00
PIC 0                BUILTIN                BUILTIN                2X10GE SFPP OTN
Jedec Code: 0x0000                EEPROM Version: 0x00
P/N:        BUILTIN                S/N:        BUILTIN
Assembly ID: 0x0a90                Assembly Version: 00.00
Date:       00-00-0000                Assembly Flags: 0x00
ID: 2X10GE SFPP OTN
Board Information Record:
Address 0x00: 00 00 00 00 00 00 00 00 00 00 00 00 00 00 00 00
I2C Hex Data:
Address 0x00: 00 00 00 00 0a 90 00 00 00 00 00 00 00 00 00 00
Address 0x10: 00 00 00 00 42 55 49 4c 54 49 4e 00 25 73 3a 20
Address 0x20: 42 55 49 4c 54 49 4e 00 25 73 3a 20 00 00 00 00
Address 0x30: 00 00 00 00 00 00 00 00 00 00 00 00 00 00 00 00
Address 0x40: 00 00 00 00 00 00 00 00 00 00 00 00 00 00 00 00
Address 0x50: 00 00 00 00 00 00 00 00 00 00 00 00 00 00 00 00
Address 0x60: 00 00 00 00 00 00 00 00 00 00 00 00 00 00 00 00
Address 0x70: 00 00 00 00 c0 02 ae dc 00 00 00 00 00 0a 6e 00 00
Xcvr 0              REV 01 740-021308  AQA0DYT                SFP+-10G-SR
Xcvr 1              REV 01 740-021308  AQGOMS7                SFP+-10G-SR
PIC 1                BUILTIN                BUILTIN                1X100GE CFP2 OTN
Jedec Code: 0x0000                EEPROM Version: 0x00
P/N:        BUILTIN                S/N:        BUILTIN
Assembly ID: 0x0a6e                Assembly Version: 00.00
Date:       00-00-0000                Assembly Flags: 0x00
ID: 1X100GE CFP2 OTN
Board Information Record:
Address 0x00: 00 00 00 00 00 00 00 00 00 00 00 00 00 00 00 00
I2C Hex Data:
Address 0x00: 00 00 00 00 0a 6e 00 00 00 00 00 00 00 00 00 00
Address 0x10: 00 00 00 00 42 55 49 4c 54 49 4e 00 25 73 3a 20
Address 0x20: 42 55 49 4c 54 49 4e 00 25 73 3a 20 00 00 00 00
Address 0x30: 00 00 00 00 00 00 00 00 00 00 00 00 00 00 00 00
Address 0x40: 00 00 00 00 00 00 00 00 00 00 00 00 00 00 00 00
Address 0x50: 00 00 00 00 00 00 00 00 00 00 00 00 00 00 00 00
Address 0x60: 00 00 00 00 00 00 00 00 00 00 00 00 00 00 00 00
Address 0x70: 00 00 00 00 c0 03 f3 8c 31 5c e7 80 00 00 00 02
Xcvr 0              REV 01 740-046563  XD16FC03Z                CFP2-100G-SR10
PIC 2                BUILTIN                BUILTIN                2X10GE SFPP OTN
Jedec Code: 0x0000                EEPROM Version: 0x00
P/N:        BUILTIN                S/N:        BUILTIN
Assembly ID: 0x0a90                Assembly Version: 00.00
Date:       00-00-0000                Assembly Flags: 0x00
ID: 2X10GE SFPP OTN
Board Information Record:
Address 0x00: 00 00 00 00 00 00 00 00 00 00 00 00 00 00 00 00
I2C Hex Data:
Address 0x00: 00 00 00 00 0a 90 00 00 00 00 00 00 00 00 00 00
Address 0x10: 00 00 00 00 42 55 49 4c 54 49 4e 00 25 73 3a 20
Address 0x20: 42 55 49 4c 54 49 4e 00 25 73 3a 20 00 00 00 00
Address 0x30: 00 00 00 00 00 00 00 00 00 00 00 00 00 00 00 00
Address 0x40: 00 00 00 00 00 00 00 00 00 00 00 00 00 00 00 00
Address 0x50: 00 00 00 00 00 00 00 00 00 00 00 00 00 00 00 00
Address 0x60: 00 00 00 00 00 00 00 00 00 00 00 00 00 00 00 00
Address 0x70: 00 00 00 00 c0 03 f5 6c 31 5c db 40 00 00 00 02
Xcvr 0              REV 01 740-021308  ANAONAJ                SFP+-10G-SR

```

```

Xcvr 1      REV 01  740-021308  AQGOMRQ      SFP+-10G-SR
PIC 3              BUILTIN    BUILTIN      1X100GE CFP2 OTN
Jedec Code: 0x0000      EEPROM Version: 0x00
P/N:        BUILTIN     S/N:        BUILTIN
Assembly ID: 0x0a6e     Assembly Version: 00.00
Date:       00-00-0000   Assembly Flags: 0x00
ID: 1X100GE CFP2 OTN
Board Information Record:
Address 0x00: 00 00 00 00 00 00 00 00 00 00 00 00 00 00 00 00
I2C Hex Data:
Address 0x00: 00 00 00 00 0a 6e 00 00 00 00 00 00 00 00 00 00
Address 0x10: 00 00 00 00 42 55 49 4c 54 49 4e 00 25 73 3a 20
Address 0x20: 42 55 49 4c 54 49 4e 00 25 73 3a 20 00 00 00 00
Address 0x30: 00 00 00 00 00 00 00 00 00 00 00 00 00 00 00 00
Address 0x40: 00 00 00 00 00 00 00 00 00 00 00 00 00 00 00 00
Address 0x50: 00 00 00 00 00 00 00 00 00 00 00 00 00 00 00 00
Address 0x60: 00 00 00 00 00 00 00 00 00 00 00 00 00 00 00 00
Address 0x70: 00 00 00 00 c0 03 ed ec 31 5c e2 e8 00 00 00 02
Xcvr 0      REV 01  740-049775  J13K72993    CFP2-100G-LR4
FPC 1      REV 11  750-045372  CABK8154     MPCE Type 3 3D
Jedec Code: 0x7fb0      EEPROM Version: 0x02
P/N:        750-045372  S/N:        CABK8154
Assembly ID: 0x09db     Assembly Version: 04.11
Date:       05-18-2013  Assembly Flags: 0x00
Version:    REV 11     CLEI Code:   COUIBBNBAA
ID: MPCE Type 3 3D     FRU Model Number: MX-MPC3E-3D
Board Information Record:
Address 0x00: ff ff ff ff ff ff ff ff ff ff ff ff ff ff ff ff
I2C Hex Data:
Address 0x00: 7f b0 02 ff 09 db 04 0b 52 45 56 20 31 31 00 00
Address 0x10: 00 00 00 00 37 35 30 2d 30 34 35 33 37 32 00 00
Address 0x20: 53 2f 4e 20 43 41 42 4b 38 31 35 34 00 12 05 07
Address 0x30: dd ff ff ff ff ff ff ff ff ff ff ff ff ff ff ff
Address 0x40: ff ff ff ff 01 43 4f 55 49 42 42 4e 42 41 41 4d
Address 0x50: 58 2d 4d 50 43 33 45 2d 33 44 00 00 00 00 00 00
Address 0x60: 00 00 00 00 00 00 44 00 00 ff ff ff ff ff ff ff
Address 0x70: ff ff ff cf ff ff ff ff ff ff ff ff ff ff ff ff
CPU      REV 08  711-035209  CABE7370     HMPC PMB 2G
Jedec Code: 0x7fb0      EEPROM Version: 0x01
P/N:        711-035209  S/N:        CABE7370
Assembly ID: 0x0b04     Assembly Version: 01.08
Date:       05-08-2013  Assembly Flags: 0x00
Version:    REV 08
ID: HMPC PMB 2G
Board Information Record:
Address 0x00: ff ff ff ff ff ff ff ff ff ff ff ff ff ff ff ff
I2C Hex Data:
Address 0x00: 7f b0 01 ff 0b 04 01 08 52 45 56 20 30 38 00 00
Address 0x10: 00 00 00 00 37 31 31 2d 30 33 35 32 30 39 00 00
Address 0x20: 53 2f 4e 20 43 41 42 45 37 33 37 30 00 08 05 07
Address 0x30: dd ff ff ff ff ff ff ff ff ff ff ff ff ff ff ff
Address 0x40: ff ff ff ff 00 ff ff ff ff ff ff ff ff ff ff ff
Address 0x50: ff ff ff ff ff ff ff ff ff ff ff ff ff ff ff ff
Address 0x60: ff ff ff ff ff ff ff ff ff ff ff ff ff ff ff ff
Address 0x70: ff ff ff ff 00 00 00 00 00 00 00 00 00 00 00 00
MIC 0      REV 07  750-033307  CABD5255     10X10GE SFPP
Jedec Code: 0x7fb0      EEPROM Version: 0x02
P/N:        750-033307  S/N:        CABD5255
Assembly ID: 0x0a2a     Assembly Version: 02.07
Date:       04-25-2013  Assembly Flags: 0x00
Version:    REV 07     CLEI Code:   COUIBBJBAA

```

```

ID: 10X10GE SFPP                      FRU Model Number: MIC3-3D-10XGE-SFPP
Board Information Record:
  Address 0x00: 34 01 03 03 05 ff ff ff ff ff ff ff ff ff ff
I2C Hex Data:
  Address 0x00: 7f b0 02 fe 0a 2a 02 07 52 45 56 20 30 37 00 00
  Address 0x10: 00 00 00 00 37 35 30 2d 30 33 33 33 30 37 00 00
  Address 0x20: 53 2f 4e 20 43 41 42 44 35 32 35 35 00 19 04 07
  Address 0x30: dd ff ff ff 34 01 03 03 05 ff ff ff ff ff ff ff
  Address 0x40: ff ff ff ff 01 43 4f 55 49 42 42 4a 42 41 41 4d
  Address 0x50: 49 43 33 2d 33 44 2d 31 30 58 47 45 2d 53 46 50
  Address 0x60: 50 00 00 00 00 00 41 00 00 ff ff ff ff ff ff ff
  Address 0x70: ff ff ff 82 c0 03 f0 bc 57 79 83 80 00 00 00 02
    PIC 0                      BUILTIN          BUILTIN          10X10GE SFPP
Xcvr 0      REV 01      740-021308      AQ50319      SFP+-10G-SR
  Xcvr 1      REV 01      740-021308      AQ5035V      SFP+-10G-SR
  Xcvr 2      REV 01      740-021308      AQ502XJ      SFP+-10G-SR
  Xcvr 3      REV 01      740-021308      AQ43HHR      SFP+-10G-SR
  Xcvr 4      REV 01      740-021308      AQ502YA      SFP+-10G-SR
  Xcvr 5      REV 01      740-021308      AQ502EU      SFP+-10G-SR
  Xcvr 6      REV 01      740-021308      AQ502HR      SFP+-10G-SR
  Xcvr 7      REV 01      740-021308      AQ502A6      SFP+-10G-SR
  Xcvr 8      REV 01      740-021308      AQ43H8M      SFP+-10G-SR
    MIC 1      REV 14      750-033196      CAAP1398      1X100GE CXP
Jedec Code: 0x7fb0      EEPROM Version: 0x02
P/N:      750-033196      S/N:      CAAP1398
Assembly ID: 0x0a29      Assembly Version: 03.14
Date:      10-27-2012      Assembly Flags: 0x00
Version:      REV 14      CLEI Code: COUIBBKBAA
ID: 1X100GE CXP          FRU Model Number: MIC3-3D-1X100GE-CXP
Board Information Record:
  Address 0x00: 34 01 07 07 08 ff ff ff ff ff ff ff ff ff ff
I2C Hex Data:
  Address 0x00: 7f b0 02 fe 0a 29 03 0e 52 45 56 20 31 34 00 00
  Address 0x10: 00 00 00 00 37 35 30 2d 30 33 33 31 39 36 00 00
  Address 0x20: 53 2f 4e 20 43 41 41 50 31 33 39 38 00 1b 0a 07
  Address 0x30: dc ff ff ff 34 01 07 07 08 ff ff ff ff ff ff ff
  Address 0x40: ff ff ff ff 01 43 4f 55 49 42 42 4b 42 41 41 4d
  Address 0x50: 49 43 33 2d 33 44 2d 31 58 31 30 30 47 45 2d 43
  Address 0x60: 58 50 00 00 00 00 41 00 00 ff ff ff ff ff ff ff
  Address 0x70: ff ff ff 96 c0 03 ef cc 57 79 85 08 00 00 00 02
    PIC 2                      BUILTIN          BUILTIN          1X100GE CXP
  Xcvr 0      REV 01      740-046563      XD16FC064      CFP2-100G-SR10
FPC 3      REV 35      750-028467      CAAT9156      MPC 3D 16x 10GE
Jedec Code: 0x7fb0      EEPROM Version: 0x01
P/N:      750-028467      S/N:      CAAT9156
Assembly ID: 0x0997      Assembly Version: 01.35
Date:      12-17-2012      Assembly Flags: 0x00
Version:      REV 35
ID: MPC 3D 16x 10GE      FRU Model Number: MPC-3D-16XGE-SFPP
Board Information Record:
  Address 0x00: ff ff ff ff ff ff ff ff ff ff ff ff ff ff ff
I2C Hex Data:
  Address 0x00: 7f b0 01 ff 09 97 01 23 52 45 56 20 33 35 00 00
  Address 0x10: 00 00 00 00 37 35 30 2d 30 32 38 34 36 37 00 00
  Address 0x20: 53 2f 4e 20 43 41 41 54 39 31 35 36 00 11 0c 07
  Address 0x30: dc ff ff ff ff ff ff ff ff ff ff ff ff ff ff
  Address 0x40: ff ff ff ff 01 00 00 00 00 00 00 00 00 00 00 4d
  Address 0x50: 50 43 2d 33 44 2d 31 36 58 47 45 2d 53 46 50 50
  Address 0x60: 00 00 00 00 00 00 ff ff ff ff ff ff ff ff ff
  Address 0x70: ff ff ff ff ff ff ff ff ff ff ff ff ff ff ff
    CPU      REV 11      711-029089      CAAV4645      AMPC PMB

```

```

Jedec Code: 0x7fb0      EEPROM Version: 0x01
P/N: 711-029089        S/N: CAAV4645
Assembly ID: 0x0998     Assembly Version: 01.11
Date: 12-13-2012       Assembly Flags: 0x00
Version: REV 11
ID: AMPC PMB
Board Information Record:
  Address 0x00: ff ff ff ff ff ff ff ff ff ff ff ff ff ff ff
I2C Hex Data:
  Address 0x00: 7f b0 01 ff 09 98 01 0b 52 45 56 20 31 31 00 00
  Address 0x10: 00 00 00 00 37 31 31 2d 30 32 39 30 38 39 00 00
  Address 0x20: 53 2f 4e 20 43 41 41 56 34 36 34 35 00 0d 0c 07
  Address 0x30: dc ff ff ff ff ff ff ff ff ff ff ff ff ff ff
  Address 0x40: ff ff ff ff 00 ff ff ff ff ff ff ff ff ff ff
  Address 0x50: ff ff ff ff ff ff ff ff ff ff ff ff ff ff ff
  Address 0x60: ff ff ff ff ff ff ff ff ff ff ff ff ff ff ff
  Address 0x70: ff ff ff ff 00 00 00 00 00 00 00 00 00 00 00 00
PIC 0      BUILTIN      BUILTIN      4x 10GE(LAN) SFP+
Jedec Code: 0x0000      EEPROM Version: 0x00
P/N: BUILTIN           S/N: BUILTIN
Assembly ID: 0x02fe     Assembly Version: 00.00
Date: 00-00-0000       Assembly Flags: 0x00
ID: 4x 10GE(LAN) SFP+
Board Information Record:
  Address 0x00: 00 00 00 00 00 00 00 00 00 00 00 00 00 00 00 00
I2C Hex Data:
  Address 0x00: 00 00 00 00 02 fe 00 00 00 00 00 00 00 00 00 00
  Address 0x10: 00 00 00 00 42 55 49 4c 54 49 4e 00 25 73 3a 20
  Address 0x20: 42 55 49 4c 54 49 4e 00 25 73 3a 20 00 00 00 00
  Address 0x30: 00 00 00 00 00 00 00 00 00 00 00 00 00 00 00 00
  Address 0x40: 00 00 00 00 00 00 00 00 00 00 00 00 00 00 00 00
  Address 0x50: 00 00 00 00 00 00 00 00 00 00 00 00 00 00 00 00
  Address 0x60: 00 00 00 00 00 00 00 00 00 00 00 00 00 00 00 00
  Address 0x70: 00 00 00 00 c0 02 6b 94 00 00 00 00 02 fe 00 00
  Xcvr 0      REV 01    740-021308  AQ43HZ1      SFP+-10G-SR
  Xcvr 1      REV 01    740-021308  AQ43HZC      SFP+-10G-SR
  Xcvr 2      REV 01    740-021308  AQ43HD2      SFP+-10G-SR
  Xcvr 3      REV 01    740-021308  AQ502HN      SFP+-10G-SR
PIC 1      BUILTIN      BUILTIN      4x 10GE(LAN) SFP+
Jedec Code: 0x0000      EEPROM Version: 0x00
P/N: BUILTIN           S/N: BUILTIN
Assembly ID: 0x02fe     Assembly Version: 00.00
Date: 00-00-0000       Assembly Flags: 0x00
ID: 4x 10GE(LAN) SFP+
Board Information Record:
  Address 0x00: 00 00 00 00 00 00 00 00 00 00 00 00 00 00 00 00
I2C Hex Data:
  Address 0x00: 00 00 00 00 02 fe 00 00 00 00 00 00 00 00 00 00
  Address 0x10: 00 00 00 00 42 55 49 4c 54 49 4e 00 25 73 3a 20
  Address 0x20: 42 55 49 4c 54 49 4e 00 25 73 3a 20 00 00 00 00
  Address 0x30: 00 00 00 00 00 00 00 00 00 00 00 00 00 00 00 00
  Address 0x40: 00 00 00 00 00 00 00 00 00 00 00 00 00 00 00 00
  Address 0x50: 00 00 00 00 00 00 00 00 00 00 00 00 00 00 00 00
  Address 0x60: 00 00 00 00 00 00 00 00 00 00 00 00 00 00 00 00
  Address 0x70: 00 00 00 00 c0 02 ac 0c 00 00 00 00 02 fe 00 00
  Xcvr 0      REV 01    740-021308  AQ43HGF      SFP+-10G-SR
  Xcvr 1      REV 01    740-021308  AQ501RZ      SFP+-10G-SR
  Xcvr 2      REV 01    740-021308  AQ5029V      SFP+-10G-SR
  Xcvr 3      REV 01    740-021308  AQ501X9      SFP+-10G-SR
PIC 2      BUILTIN      BUILTIN      4x 10GE(LAN) SFP+
Jedec Code: 0x0000      EEPROM Version: 0x00

```

```

P/N:          BUILTIN          S/N:          BUILTIN
Assembly ID:  0x02fe          Assembly Version: 00.00
Date:         00-00-0000      Assembly Flags:  0x00
.....

```

### show chassis hardware models (MX960 Router with MPC5EQ)

```
user@host> show chassis hardware models
```

```
Hardware inventory:
```

Item	Version	Part number	Serial number	FRU model number
Midplane	REV 01	710-030012	ACAX3674	CHAS-BP-MX960-S
FPM Board	REV 03	710-014974	CAAZ9326	CRAFT-MX960-S
PEM 0	Rev 10	740-027760	QCS1702N062	PWR-MX960-4100-AC-S
PEM 1	Rev 04	740-027760	QCS1422N02C	PWR-MX960-4100-AC-S
PEM 2	Rev 09	740-027760	QCS1614N01X	PWR-MX960-4100-AC-S
Routing Engine 0	REV 08	740-031116	9009131803	RE-S-1800X4-16G-S
Routing Engine 1	REV 08	740-031116	9009124913	RE-S-1800X4-16G-S
CB 0	REV 18	750-031391	CABF0579	SCBE-MX-S
CB 1	REV 16	750-031391	CAAZ2471	SCBE-MX-S
CB 2	REV 16	750-031391	CAAW9595	SCBE-MX-S
FPC 0	REV 18	750-046005	CACE6574	PROTO-ASSEMBLY
FPC 1	REV 11	750-045372	CABK8154	MX-MPC3E-3D
MIC 0	REV 07	750-033307	CABD5255	MIC3-3D-10XGE-SFPP
MIC 1	REV 14	750-033196	CAAP1398	MIC3-3D-1X100GE-CXP
FPC 3	REV 35	750-028467	CAAT9156	MPC-3D-16XGE-SFPP
FPC 4	REV 18	750-046005	CACE6568	PROTO-ASSEMBLY
FPC 5	REV 18	750-046005	CACE6577	PROTO-ASSEMBLY
FPC 7	REV 09	750-037355	CAAF0937	MPC4E-2CGE-8XGE
FPC 8	REV 39	750-045715	CACD1903	PROTO-ASSEMBLY
FPC 9	REV 05	750-044444	CAAY9801	MX-MPC2E-3D-P
MIC 0	REV 28	750-028387	CAAX1071	MIC-3D-4XGE-XFP
FPC 10	REV 21.0.11	750-045715	CAAY3541	PROTO-ASSEMBLY
FPC 11	REV 17	750-037355	CAAT3986	MPC4E-3D-2CGE-8XGE
Fan Tray 0	REV 08	740-031521	ACAF4219	FFANTRAY-MX960-HC-S
Fan Tray 1	REV 08	740-031521	ACAF4225	FFANTRAY-MX960-HC-S

### show chassis hardware clei-models (MX960 Router with MPC5EQ)

```
user@host> show chassis hardware clei-models
```

```
Hardware inventory:
```

Item	Version	Part number	CLEI code	FRU model number
Midplane	REV 01	710-030012	COM8T00CRB	CHAS-BP-MX960-S
FPM Board	REV 03	710-014974		CRAFT-MX960-S
PEM 0	Rev 10	740-027760		PWR-MX960-4100-AC-S
PEM 1	Rev 04	740-027760		PWR-MX960-4100-AC-S
PEM 2	Rev 09	740-027760		PWR-MX960-4100-AC-S
Routing Engine 0	REV 08	740-031116	COUCASKBAA	RE-S-1800X4-16G-S
Routing Engine 1	REV 08	740-031116	COUCASKBAA	RE-S-1800X4-16G-S
CB 0	REV 18	750-031391	COUCASRBAA	SCBE-MX-S
CB 1	REV 16	750-031391	COUCARCBAB	SCBE-MX-S
CB 2	REV 16	750-031391	COUCARCBAB	SCBE-MX-S
FPC 0	REV 18	750-046005	PROTOXCLEI	PROTO-ASSEMBLY
FPC 1	REV 11	750-045372	COUIBBNBAA	MX-MPC3E-3D
MIC 0	REV 07	750-033307	COUIBBJBAA	MIC3-3D-10XGE-SFPP
MIC 1	REV 14	750-033196	COUIBBKBAA	MIC3-3D-1X100GE-CXP
FPC 3	REV 35	750-028467		MPC-3D-16XGE-SFPP
FPC 4	REV 18	750-046005	PROTOXCLEI	PROTO-ASSEMBLY
FPC 5	REV 18	750-046005	PROTOXCLEI	PROTO-ASSEMBLY
FPC 7	REV 09	750-037355	PROTOXCLEI	MPC4E-2CGE-8XGE
FPC 8	REV 39	750-045715	PROTOXCLEI	PROTO-ASSEMBLY
FPC 9	REV 05	750-044444	COUIBBGBAA	MX-MPC2E-3D-P

MIC 0	REV 28	750-028387	COUIA16BAA	MIC-3D-4XGE-XFP
FPC 10	REV 21.0.11	750-045715	PROTOXCLEI	PROTO-ASSEMBLY
FPC 11	REV 17	750-037355	IPU3A4DHAA	MPC4E-3D-2CGE-8XGE
Fan Tray 0	REV 08	740-031521		FFANTRAY-MX960-HC-S
Fan Tray 1	REV 08	740-031521		FFANTRAY-MX960-HC-S

### show chassis hardware (MX2010 Router)

```
user@host > show chassis hardware
```

```
Hardware inventory:
```

Item	Version	Part number	Serial number	Description
Chassis			JN11E3217AFK	MX2010
Midplane				Lower Backplane
Midplane 1	REV 01	711-044557	ZY8296	Upper Backplane
PMP	REV 03	711-032426	ACA11388	Power Midplane
FPM Board	REV 06	711-032349	ZX8744	Front Panel Display
PSM 4	REV 0C	740-033727	VK00254	DC 52V Power Supply
Module				
PSM 5	REV 0B	740-033727	VG00015	DC 52V Power Supply
Module				
PSM 6	REV 0B	740-033727	VH00097	DC 52V Power Supply
Module				
PSM 7	REV 0C	740-033727	VJ00151	DC 52V Power Supply
Module				
PSM 8	REV 0C	740-033727	VJ00149	DC 52V Power Supply
Module				
PDM 0	REV 0B	740-038109	WA00008	DC Power Dist Module
PDM 1	REV 0B	740-038109	WA00014	DC Power Dist Module
Routing Engine 0	REV 02	740-041821	9009094134	RE-S-1800x4
Routing Engine 1	REV 02	740-041821	9009094141	RE-S-1800x4
CB 0	REV 08	750-040257	CAAB3491	Control Board
CB 1	REV 08	750-040257	CAAB3489	Control Board
SPMB 0	REV 02	711-041855	CAA6135	PMB Board
SPMB 1	REV 02	711-041855	CAA6137	PMB Board
SFB 0	REV 06	711-032385	ZV1828	Switch Fabric Board
SFB 1	REV 07	711-032385	ZZ2568	Switch Fabric Board
SFB 2	REV 07	711-032385	ZZ2563	Switch Fabric Board
SFB 3	REV 07	711-032385	ZZ2564	Switch Fabric Board
SFB 4	REV 07	711-032385	ZZ2580	Switch Fabric Board
SFB 5	REV 07	711-032385	ZZ2579	Switch Fabric Board
SFB 6	REV 07	711-032385	CAAB4882	Switch Fabric Board
SFB 7	REV 07	711-032385	CAAB4898	Switch Fabric Board
FPC 0	REV 33	750-028467	CAAB1919	MPC 3D 16x 10GE
CPU	REV 11	711-029089	CAAB7174	AMPC PMB
PIC 0		BUILTIN	BUILTIN	4x 10GE(LAN) SFP+
Xcvr 0	REV 01	740-021308	AMH02RE	SFP+-10G-SR
Xcvr 1	REV 01	740-021308	AMH038C	SFP+-10G-SR
Xcvr 2	REV 01	740-021308	AMH0390	SFP+-10G-SR
Xcvr 3	REV 01	740-021308	AMG0SUA	SFP+-10G-SR
PIC 1		BUILTIN	BUILTIN	4x 10GE(LAN) SFP+
Xcvr 0	REV 01	740-021308	AMH0579	SFP+-10G-SR
Xcvr 1	REV 01	740-021308	AMG0SGP	SFP+-10G-SR
Xcvr 2	REV 01	740-021308	AMH04SV	SFP+-10G-SR
Xcvr 3	REV 01	740-021308	AMH04X3	SFP+-10G-SR
PIC 2		BUILTIN	BUILTIN	4x 10GE(LAN) SFP+
Xcvr 0	REV 01	740-021308	AMH0135	SFP+-10G-SR
Xcvr 1	REV 01	740-021308	AMH02NC	SFP+-10G-SR
Xcvr 2	REV 01	740-021308	AMH02XB	SFP+-10G-SR
Xcvr 3	REV 01	740-021308	AMH02PN	SFP+-10G-SR
PIC 3		BUILTIN	BUILTIN	4x 10GE(LAN) SFP+
Xcvr 0	REV 01	740-021308	AMH057Y	SFP+-10G-SR

Xcvr 1	REV 01	740-021308	AMG0JHE	SFP+-10G-SR
Xcvr 2	REV 01	740-021308	AMH02HT	SFP+-10G-SR
Xcvr 3	REV 01	740-021308	AMH04V4	SFP+-10G-SR
FPC 1	REV 21	750-033205	ZG5027	MPC Type 3
CPU	REV 04	711-035209	YT4780	HMPC PMB 2G
MIC 0	REV 03	750-033307	ZV6299	10X10GE SFPP
PIC 0		BUILTIN	BUILTIN	10X10GE SFPP
Xcvr 0	REV 01	740-031980	083363A00410	SFP+-10G-SR
Xcvr 1	REV 01	740-031980	083363A00334	SFP+-10G-SR
Xcvr 2	REV 01	740-031980	113363A00125	SFP+-10G-SR
Xcvr 3	REV 01	740-031980	083363A00953	SFP+-10G-SR
Xcvr 4	REV 01	740-031980	AHR013D	SFP+-10G-SR
Xcvr 5	REV 01	740-031980	AJ40JUR	SFP+-10G-SR
Xcvr 6	REV 01	740-031980	AJ40JKL	SFP+-10G-SR
Xcvr 7	REV 01	740-031980	AJ30ECK	SFP+-10G-SR
Xcvr 8	REV 01	740-021308	19T511100864	SFP+-10G-SR
Xcvr 9	REV 01	740-021308	19T511100868	SFP+-10G-SR
MIC 1	REV 03	750-033307	ZV6268	10X10GE SFPP
PIC 2		BUILTIN	BUILTIN	10X10GE SFPP
Xcvr 0	REV 01	740-031980	AJC0JML	SFP+-10G-SR
Xcvr 1	REV 01	740-031980	AJ403PC	SFP+-10G-SR
Xcvr 2	REV 01	740-031980	AJ10N25	SFP+-10G-SR
Xcvr 3	REV 01	740-031980	AJ40JF4	SFP+-10G-SR
Xcvr 4	REV 01	740-031980	AJ40JSJ	SFP+-10G-SR
Xcvr 5	REV 01	740-031980	AJ403V7	SFP+-10G-SR
Xcvr 6	REV 01	740-031980	AJ40JN3	SFP+-10G-SR
Xcvr 7	REV 01	740-031980	AJ40JSU	SFP+-10G-SR
Xcvr 8	REV 01	740-021308	19T511100468	SFP+-10G-SR
Xcvr 9	REV 01	740-021308	19T511101363	SFP+-10G-SR
FPC 8	REV 22	750-031089	ZT9746	MPC Type 2 3D
CPU	REV 06	711-030884	ZS1271	MPC PMB 2G
MIC 0	REV 26	750-028392	ABBS1150	3D 20x 1GE(LAN) SFP
PIC 0		BUILTIN	BUILTIN	10x 1GE(LAN) SFP
Xcvr 0	REV 01	740-031851	PLG023C	SFP-SX
Xcvr 1	REV 01	740-031851	PLG09C6	SFP-SX
Xcvr 2	REV 02	740-011613	AM0950SF9L7	SFP-SX
Xcvr 3	REV 02	740-011613	AM1001SFN1H	SFP-SX
Xcvr 4	REV 02	740-011613	AM1001SFM9D	SFP-SX
Xcvr 5	REV 02	740-011613	AM1001SFLTJ	SFP-SX
Xcvr 6	REV 01	740-031851	AC1108S03L9	SFP-SX
Xcvr 7	REV 01	740-031851	AC1102S00NC	SFP-SX
Xcvr 8	REV 01	740-031851	AC1102S00MX	SFP-SX
Xcvr 9	REV 01	740-031851	AC1102S0085	SFP-SX
PIC 1		BUILTIN	BUILTIN	10x 1GE(LAN) SFP
Xcvr 0	REV 01	740-031851	AC1102S00KU	SFP-SX
Xcvr 1	REV 01	740-031851	AC1102S00NG	SFP-SX
Xcvr 2	REV 01	740-031851	AC1102S00K3	SFP-SX
Xcvr 3	REV 01	740-031851	AC1102S008R	SFP-SX
Xcvr 4	REV 01	740-031851	AM1107SUFVJ	SFP-SX
Xcvr 5	REV 01	740-031851	AC1108S03LG	SFP-SX
MIC 1	REV 26	750-028387	ABBR9582	3D 4x 10GE XFP
PIC 2		BUILTIN	BUILTIN	2x 10GE XFP
Xcvr 0		NON-JNPR	T10A91703	XFP-10G-SR
Xcvr 1		NON-JNPR	T09L42604	XFP-10G-SR
PIC 3		BUILTIN	BUILTIN	2x 10GE XFP
FPC 9	REV 11	750-036284	ZL3591	MPC 3D 16x 10GE EM
CPU	REV 10	711-029089	ZL0513	AMPC PMB
PIC 0		BUILTIN	BUILTIN	4x 10GE(LAN) SFP+
Xcvr 0	REV 01	740-031980	1YT517101825	SFP+-10G-SR
Xcvr 1	REV 01	740-031980	1YT517101821	SFP+-10G-SR
Xcvr 2	REV 01	740-031980	1YT517101682	SFP+-10G-SR

Xcvr 3	REV 01	740-031980	ALQ13R6	SFP+-10G-SR
PIC 1		BUILTIN	BUILTIN	4x 10GE(LAN) SFP+
Xcvr 0	REV 01	740-031980	1YT517101828	SFP+-10G-SR
Xcvr 1	REV 01	740-031980	1YT517101716	SFP+-10G-SR
Xcvr 2	REV 01	740-031980	1YT517101732	SFP+-10G-SR
Xcvr 3	REV 01	740-031980	ALP0TR1	SFP+-10G-SR
PIC 2		BUILTIN	BUILTIN	4x 10GE(LAN) SFP+
Xcvr 0	REV 01	740-031980	1YT517101741	SFP+-10G-SR
Xcvr 1	REV 01	740-031980	1YT517101829	SFP+-10G-SR
Xcvr 2	REV 01	740-031980	1YT517101669	SFP+-10G-SR
Xcvr 3	REV 01	740-031980	ALQ14E3	SFP+-10G-SR
PIC 3		BUILTIN	BUILTIN	4x 10GE(LAN) SFP+
Xcvr 0	REV 01	740-031980	1YT517101826	SFP+-10G-SR
Xcvr 1	REV 01	740-031980	1YT517101817	SFP+-10G-SR
Xcvr 2	REV 01	740-031980	1YT517101735	SFP+-10G-SR
Xcvr 3	REV 01	740-031980	ALQ159A	SFP+-10G-SR
ADC 0	REV 05	750-043596	CAAC2073	Adapter Card
ADC 1	REV 01	750-043596	ZV4117	Adapter Card
ADC 8	REV 01	750-043596	ZV4107	Adapter Card
ADC 9	REV 02	750-043596	ZW1555	Adapter Card
Fan Tray 0	REV 2A	760-046960	ACAY0015	172mm FanTray - 6 Fans
Fan Tray 1	REV 2A	760-046960	ACAY0019	172mm FanTray - 6 Fans
Fan Tray 2	REV 2A	760-046960	ACAY0020	172mm FanTray - 6 Fans
Fan Tray 3	REV 2A	760-046960	ACAY0021	172mm FanTray - 6 Fans

#### show chassis hardware detail (MX2010 Router)

user@host > show chassis hardware detail

Hardware inventory:

Item	Version	Part number	Serial number	Description
Chassis			JN11E233DAFK	MX2010
Midplane	REV 26	750-044636	ABAB9357	Lower Backplane
Midplane 1	REV 01	711-044557	ABAB8643	Upper Backplane
PMP	REV 04	711-032426	ACAJ1677	Power Midplane
FPM Board	REV 08	760-044634	ABBV9726	Front Panel Display
PSM 0	REV 01	740-045050	1E02224000P	DC 52V Power Supply
Module				
PSM 1	REV 01	740-045050	1E02224000M	DC 52V Power Supply
Module				
PSM 2	REV 01	740-045050	1E022240010	DC 52V Power Supply
Module				
PSM 3	REV 01	740-045050	1E02224000G	DC 52V Power Supply
Module				
PSM 4	REV 01	740-045050	1E022240013	DC 52V Power Supply
Module				
PSM 5	REV 01	740-045050	1E022240007	DC 52V Power Supply
Module				
PSM 6	REV 01	740-045050	1E02224001C	DC 52V Power Supply
Module				
PSM 7	REV 01	740-045050	1E02224001D	DC 52V Power Supply
Module				
PSM 8	REV 01	740-045050	1E02224001B	DC 52V Power Supply
Module				
PDM 0	REV 01	740-045234	1E262250067	DC Power Dist Module
Routing Engine 0	REV 02	740-041821	9009099704	RE-S-1800x4
ad0 3831 MB	UGB30SFA4000T1		SFA4000T1 00000651	Compact Flash
ad1 30533 MB	UGB94BPH32H0S1-KCI		11000019592	Disk 1
usb0 (addr 1)	EHCI root hub 0		Intel	uhub0
usb0 (addr 2)	product 0x0020 32		vendor 0x8087	uhub1
DIMM 0	SGU04G72H1BD2SA-BB DIE	REV-52 PCB	REV-54 MFR	ID-ce80
DIMM 1	SGU04G72H1BD2SA-BB DIE	REV-52 PCB	REV-54 MFR	ID-ce80



PIC 2		BUILTIN	BUILTIN	8X10GE SFPP
Xcvr 0	REV 01	740-031980	AMA062M	SFP+-10G-SR
Xcvr 1	REV 01	740-021308	973152A00080	SFP+-10G-SR
Xcvr 2	REV 01	740-031980	193363A00580	SFP+-10G-SR
Xcvr 3	REV 01	740-021308	973152A00064	SFP+-10G-SR
Xcvr 4	REV 01	740-031980	093363A01494	SFP+-10G-SR
Xcvr 5	REV 01	740-021308	973152A00020	SFP+-10G-SR
Xcvr 6	REV 01	740-031980	123363A00047	SFP+-10G-SR
Xcvr 7	REV 01	740-021308	973152A00072	SFP+-10G-SR
PIC 3		BUILTIN	BUILTIN	8X10GE SFPP
Xcvr 0	REV 01	740-021308	03DZ06A01033	SFP+-10G-SR
Xcvr 1	REV 01	740-021308	973152A00022	SFP+-10G-SR
Xcvr 2	REV 01	740-021308	03DZ06A01026	SFP+-10G-SR
Xcvr 3	REV 01	740-021308	973152A00013	SFP+-10G-SR
Xcvr 4	REV 01	740-021308	03DZ06A01028	SFP+-10G-SR
Xcvr 5	REV 01	740-021308	973152A00079	SFP+-10G-SR
Xcvr 6	REV 01	740-021308	03DZ06A01018	SFP+-10G-SR
Xcvr 7	REV 01	740-021308	973152A00025	SFP+-10G-SR
FPC 3	REV 33	750-028467	CAAF5400	MPC 3D 16x 10GE
CPU	REV 11	711-029089	CAAH7626	AMPC PMB
PIC 0		BUILTIN	BUILTIN	4x 10GE(LAN) SFP+
Xcvr 0	REV 01	740-021308	973152A00066	SFP+-10G-SR
Xcvr 1	REV 01	740-021308	973152A00021	SFP+-10G-SR
Xcvr 2	REV 01	740-021308	973152A00062	SFP+-10G-SR
Xcvr 3	REV 01	740-021308	973152A00027	SFP+-10G-SR
PIC 1		BUILTIN	BUILTIN	4x 10GE(LAN) SFP+
Xcvr 0	REV 01	740-021308	973152A00065	SFP+-10G-SR
Xcvr 1	REV 01	740-021308	973152A00069	SFP+-10G-SR
Xcvr 2	REV 01	740-021308	973152A00026	SFP+-10G-SR
Xcvr 3	REV 01	740-021308	973152A00003	SFP+-10G-SR
PIC 2		BUILTIN	BUILTIN	4x 10GE(LAN) SFP+
Xcvr 0	REV 01	740-021308	973152A00035	SFP+-10G-SR
Xcvr 1	REV 01	740-021308	973152A00004	SFP+-10G-SR
Xcvr 2	REV 01	740-021308	973152A00049	SFP+-10G-SR
Xcvr 3	REV 01	740-021308	973152A00055	SFP+-10G-SR
PIC 3		BUILTIN	BUILTIN	4x 10GE(LAN) SFP+
Xcvr 0	REV 01	740-021308	973152A00010	SFP+-10G-SR
Xcvr 1	REV 01	740-021308	973152A00001	SFP+-10G-SR
Xcvr 2	REV 01	740-021308	973152A00073	SFP+-10G-SR
Xcvr 3	REV 01	740-021308	973152A00012	SFP+-10G-SR
FPC 4	REV 21	750-033205	ZG5028	MPC Type 3
CPU	REV 05	711-035209	YX3911	HMPC PMB 2G
MIC 0	REV 03	750-036233	ZL2036	2X40GE QSFP
PIC 0		BUILTIN	BUILTIN	2X40GE QSFP
Xcvr 0	REV 01	740-032986	QB220708	QSFP+-40G-SR4
Xcvr 1	REV 01	740-032986	QB220735	QSFP+-40G-SR4
MIC 1	REV 03	750-036233	ZL2028	2X40GE QSFP
PIC 2		BUILTIN	BUILTIN	2X40GE QSFP
Xcvr 0	REV 01	740-032986	QB220727	QSFP+-40G-SR4
Xcvr 1	REV 01	740-032986	QB220715	QSFP+-40G-SR4
FPC 5	REV 11	750-037358	CAAE2196	MPC Type 4-1
CPU	REV 08	711-035209	CAAD9074	HMPC PMB 2G
PIC 0		BUILTIN	BUILTIN	8X10GE SFPP
Xcvr 0	REV 01	740-031980	AMA062S	SFP+-10G-SR
Xcvr 1	REV 01	740-031980	AMA062P	SFP+-10G-SR
Xcvr 2	REV 01	740-031980	AMA052R	SFP+-10G-SR
Xcvr 3	REV 01	740-031980	AMA0632	SFP+-10G-SR
Xcvr 4	REV 01	740-031980	193363A00564	SFP+-10G-SR
Xcvr 5	REV 01	740-031980	193363A00229	SFP+-10G-SR
Xcvr 6	REV 01	740-031980	193363A00363	SFP+-10G-SR
Xcvr 7	REV 01	740-031980	193363A00278	SFP+-10G-SR

PIC 1			BUILTIN	BUILTIN	8X10GE SFPP
Xcvr 0	REV 01	740-031980	AMA04CC		SFP+-10G-SR
Xcvr 1	REV 01	740-021308	AD0927A001W		SFP+-10G-SR
Xcvr 2	REV 01	740-031980	AMA04N2		SFP+-10G-SR
Xcvr 3	REV 01	740-031980	AMA062U		SFP+-10G-SR
Xcvr 4	REV 01	740-031980	193363A00491		SFP+-10G-SR
Xcvr 5	REV 01	740-031980	183363A01511		SFP+-10G-SR
Xcvr 6	REV 01	740-031980	193363A00565		SFP+-10G-SR
Xcvr 7	REV 01	740-031980	193363A00405		SFP+-10G-SR
PIC 2			BUILTIN	BUILTIN	8X10GE SFPP
Xcvr 0	REV 01	740-031980	AMA07QX		SFP+-10G-SR
Xcvr 1	REV 01	740-031980	AMA06MS		SFP+-10G-SR
Xcvr 2	REV 01	740-031980	193363A00318		SFP+-10G-SR
Xcvr 3	REV 01	740-031980	193363A00402		SFP+-10G-SR
Xcvr 4	REV 01	740-031980	193363A00174		SFP+-10G-SR
Xcvr 5	REV 01	740-031980	193363A00388		SFP+-10G-SR
Xcvr 6	REV 01	740-031980	193363A00377		SFP+-10G-SR
Xcvr 7	REV 01	740-031980	193363A00234		SFP+-10G-SR
PIC 3			BUILTIN	BUILTIN	8X10GE SFPP
Xcvr 0	REV 01	740-031980	AMA062T		SFP+-10G-SR
Xcvr 1	REV 01	740-031980	193363A00550		SFP+-10G-SR
Xcvr 2	REV 01	740-031980	193363A00364		SFP+-10G-SR
Xcvr 3	REV 01	740-031980	AMA0630		SFP+-10G-SR
Xcvr 4	REV 01	740-031980	193363A00509		SFP+-10G-SR
Xcvr 5	REV 01	740-031980	193363A00459		SFP+-10G-SR
Xcvr 6	REV 01	740-031980	113363A00191		SFP+-10G-SR
Xcvr 7	REV 01	740-031980	193363A00352		SFP+-10G-SR
FPC 6	REV 33	750-028467	CAAF5552		MPC 3D 16x 10GE
CPU	REV 11	711-029089	CAAH7601		AMPC PMB
PIC 0			BUILTIN	BUILTIN	4x 10GE(LAN) SFP+
Xcvr 0	REV 01	740-021308	AD0927A0036		SFP+-10G-SR
Xcvr 1	REV 01	740-021308	AD0927A003M		SFP+-10G-SR
Xcvr 2	REV 01	740-021308	AD0927A003G		SFP+-10G-SR
Xcvr 3	REV 01	740-021308	AD0927A0031		SFP+-10G-SR
PIC 1			BUILTIN	BUILTIN	4x 10GE(LAN) SFP+
Xcvr 0	REV 01	740-031980	193363A00331		SFP+-10G-SR
Xcvr 1	REV 01	740-031980	193363A00325		SFP+-10G-SR
Xcvr 2	REV 01	740-031980	193363A00417		SFP+-10G-SR
Xcvr 3	REV 01	740-031980	183363A02509		SFP+-10G-SR
PIC 2			BUILTIN	BUILTIN	4x 10GE(LAN) SFP+
Xcvr 0	REV 01	740-021308	T09K75140		SFP+-10G-SR
Xcvr 1	REV 01	740-031980	B11A04356		SFP+-10G-SR
Xcvr 2	REV 01	740-031980	B11K01952		SFP+-10G-SR
Xcvr 3	REV 01	740-031980	B11K01914		SFP+-10G-SR
PIC 3			BUILTIN	BUILTIN	4x 10GE(LAN) SFP+
Xcvr 0	REV 01	740-021308	T09K75157		SFP+-10G-SR
Xcvr 1	REV 01	740-021308	T09K75194		SFP+-10G-SR
Xcvr 2	REV 01	740-031980	B11K01926		SFP+-10G-SR
Xcvr 3	REV 01	740-031980	B11K01936		SFP+-10G-SR
FPC 7	REV 16	750-037358	CAAL1012		MPC Type 4-1
CPU	REV 08	711-035209	CAAJ3851		HMPC PMB 2G
PIC 0			BUILTIN	BUILTIN	8X10GE SFPP
Xcvr 0	REV 01	740-031980	AMA04NK		SFP+-10G-SR
Xcvr 1	REV 01	740-031980	B11F00260		SFP+-10G-SR
Xcvr 2	REV 01	740-031980	B11E02192		SFP+-10G-SR
Xcvr 3	REV 01	740-031980	AMA04CP		SFP+-10G-SR
Xcvr 4	REV 01	740-031980	AJ40JJK		SFP+-10G-SR
Xcvr 5	REV 01	740-031980	B11F00238		SFP+-10G-SR
Xcvr 6	REV 01	740-031980	B10M00275		SFP+-10G-SR
Xcvr 7	REV 01	740-031980	193363A00211		SFP+-10G-SR
PIC 1			BUILTIN	BUILTIN	8X10GE SFPP

Xcvr 0	REV 01	740-031980	B11D05577	SFP+-10G-SR
Xcvr 1	REV 01	740-031980	B11G00586	SFP+-10G-SR
Xcvr 2	REV 01	740-031980	AMA08B7	SFP+-10G-SR
Xcvr 3	REV 01	740-031980	AMA04Q0	SFP+-10G-SR
Xcvr 4	REV 01	740-031980	B11D05840	SFP+-10G-SR
Xcvr 5	REV 01	740-031980	B11E00467	SFP+-10G-SR
Xcvr 6	REV 01	740-031980	B11E00029	SFP+-10G-SR
Xcvr 7	REV 01	740-021308	19T511101712	SFP+-10G-SR
PIC 2		BUILTIN	BUILTIN	8X10GE SFPP
Xcvr 0	REV 01	740-031980	193363A00568	SFP+-10G-SR
Xcvr 1	REV 01	740-031980	B10M00166	SFP+-10G-SR
Xcvr 2	REV 01	740-031980	B10M00212	SFP+-10G-SR
Xcvr 3	REV 01	740-031980	B11D05823	SFP+-10G-SR
Xcvr 4	REV 01	740-021308	03DZ06A01005	SFP+-10G-SR
Xcvr 5	REV 01	740-021308	03DZ06A01003	SFP+-10G-SR
Xcvr 6	REV 01	740-021308	03DZ06A01009	SFP+-10G-SR
Xcvr 7	REV 01	740-021308	03DZ06A01004	SFP+-10G-SR
PIC 3		BUILTIN	BUILTIN	8X10GE SFPP
Xcvr 0	REV 01	740-021308	03DZ06A01017	SFP+-10G-SR
Xcvr 1	REV 01	740-021308	03DZ06A01016	SFP+-10G-SR
Xcvr 2	REV 01	740-021308	03DZ06A01024	SFP+-10G-SR
Xcvr 3	REV 01	740-021308	03DZ06A01008	SFP+-10G-SR
Xcvr 4	REV 01	740-030658	AD0946A02UH	SFP+-10G-USR
Xcvr 5	REV 01	740-021308	T09J67913	SFP+-10G-SR
Xcvr 6	REV 01	740-021308	AD0837ES09G	SFP+-10G-SR
Xcvr 7	REV 01	740-021308	03DZ06A01015	SFP+-10G-SR
FPC 8	REV 03	750-045372	CAAD3111	MPC Type 3
CPU	REV 08	711-035209	CAAD8033	HMPC PMB 2G
MIC 0	REV 03	750-036233	ZL2032	2X40GE QSFP
PIC 0		BUILTIN	BUILTIN	2X40GE QSFP
Xcvr 0	REV 01	740-032986	QB230273	QSFP+-40G-SR4
Xcvr 1	REV 01	740-032986	QB230254	QSFP+-40G-SR4
MIC 1	REV 03	750-036233	ZL2021	2X40GE QSFP
PIC 2		BUILTIN	BUILTIN	2X40GE QSFP
Xcvr 0	REV 01	740-032986	QB390962	QSFP+-40G-SR4
Xcvr 1	REV 01	740-032986	QB390960	QSFP+-40G-SR4
FPC 9	REV 09	750-037355	CAAF1531	MPC Type 4-2
CPU	REV 08	711-035209	CAAB9927	HMPC PMB 2G
PIC 0		BUILTIN	BUILTIN	4x10GE SFPP
Xcvr 0	REV 01	740-031980	193363A00525	SFP+-10G-SR
Xcvr 1	REV 01	740-031980	193363A00504	SFP+-10G-SR
Xcvr 2	REV 01	740-031980	193363A00368	SFP+-10G-SR
Xcvr 3	REV 01	740-031980	AJ40JSS	SFP+-10G-SR
PIC 1		BUILTIN	BUILTIN	1X100GE CFP
PIC 2		BUILTIN	BUILTIN	4x10GE SFPP
Xcvr 0	REV 01	740-031980	123363A00042	SFP+-10G-SR
Xcvr 1	REV 01	740-031980	B10M00023	SFP+-10G-SR
Xcvr 2	REV 01	740-031980	AJ802EM	SFP+-10G-SR
Xcvr 3	REV 01	740-031980	B11E02348	SFP+-10G-SR
PIC 3		BUILTIN	BUILTIN	1X100GE CFP
ADC 0	REV 13	750-043596	ABBX5532	Adapter Card
ADC 1	REV 13	750-043596	ABBX5550	Adapter Card
ADC 2	REV 13	750-043596	ABBX5571	Adapter Card
ADC 3	REV 13	750-043596	ABBX5568	Adapter Card
ADC 4	REV 13	750-043596	ABBX5556	Adapter Card
ADC 5	REV 13	750-043596	ABBX5553	Adapter Card
ADC 6	REV 13	750-043596	ABBX5541	Adapter Card
ADC 7	REV 13	750-043596	ABBX5578	Adapter Card
ADC 8	REV 13	750-043596	ABBX5560	Adapter Card
ADC 9	REV 07	750-043596	ABBV7188	Adapter Card
Fan Tray 0	REV 03	760-046960	ACAY0127	172mm FanTray - 6 Fans

Fan Tray 1	REV 2A	760-046960	ACAY0068	172mm FanTray - 6 Fans
Fan Tray 2	REV 2A	760-046960	ACAY0072	172mm FanTray - 6 Fans
Fan Tray 3	REV 2A	760-046960	ACAY0070	172mm FanTray - 6 Fans

### show chassis hardware extensive (MX2010 Router)

```

user@host > show chassis hardware extensive
Hardware inventory:
Item          Version  Part number  Serial number  Description
Chassis
Jedec Code:   0x7fb0          EEPROM Version: 0x02
S/N:          JN11E233DAFK
Assembly ID:  0x0557          Assembly Version: 00.00
Date:         00-00-0000      Assembly Flags:  0x00
ID: MX2010
Board Information Record:
Address 0x00: 00 00 00 00 00 00 00 00 00 00 00 00 00 00 00 00
I2C Hex Data:
Address 0x00: 7f b0 02 ff 05 57 00 00 00 00 00 00 00 00 00 00
Address 0x10: 00 00 00 00 00 00 00 00 00 00 00 00 00 00 00 00
Address 0x20: 4a 4e 31 31 45 32 33 33 44 41 46 4b 00 00 00 00
Address 0x30: 00 00 00 ff 00 00 00 00 00 00 00 00 00 00 00 00
Address 0x40: 00 00 00 00 00 00 00 00 00 00 00 00 00 00 00 00
Address 0x50: 00 00 00 00 00 00 00 00 00 00 00 00 00 00 00 00
Address 0x60: 00 00 00 00 00 00 00 00 00 00 00 00 00 00 00 00
Address 0x70: 00 00 00 00 00 00 00 00 00 00 00 00 00 00 00 00
Midplane      REV 26      750-044636  ABAB9357      Lower Backplane
Jedec Code:   0x7fb0          EEPROM Version: 0x02
P/N:         750-044636      S/N:          ABAB9357
Assembly ID:  0x0b66          Assembly Version: 01.26
Date:         08-28-2012      Assembly Flags:  0x00
Version:      REV 26          CLEI Code:     PROTOXCLEI
ID: Lower Backplane          FRU Model Number: PROTO-ASSEMBLY
Board Information Record:
Address 0x00: ad 01 08 00 2c 21 72 70 a0 00 ff ff ff ff ff ff
I2C Hex Data:
Address 0x00: 7f b0 02 ff 0b 66 01 1a 52 45 56 20 32 36 00 00
Address 0x10: 00 00 00 00 37 35 30 2d 30 34 34 36 33 36 00 00
Address 0x20: 53 2f 4e 20 41 42 41 42 39 33 35 37 00 1c 08 07
Address 0x30: dc ff ff ff ad 01 08 00 2c 21 72 70 a0 00 ff ff
Address 0x40: ff ff ff ff 01 50 52 4f 54 4f 58 43 4c 45 49 50
Address 0x50: 52 4f 54 4f 2d 41 53 53 45 4d 42 4c 59 00 00 00
Address 0x60: 00 00 00 00 00 00 41 30 30 ff ff ff ff ff ff ff
Address 0x70: ff ff ff c2 ff ff ff ff ff ff ff ff ff ff ff ff
Midplane 1    REV 01      711-044557  ABAB8643      Upper Backplane
Jedec Code:   0x7fb0          EEPROM Version: 0x01
P/N:         711-044557      S/N:          ABAB8643
Assembly ID:  0x0b65          Assembly Version: 01.01
Date:         07-27-2012      Assembly Flags:  0x00
Version:      REV 01
ID: Upper Backplane
Board Information Record:
Address 0x00: ff ff ff ff ff ff ff ff ff ff ff ff ff ff ff ff
I2C Hex Data:
Address 0x00: 7f b0 01 ff 0b 65 01 01 52 45 56 20 30 31 00 00
Address 0x10: 00 00 00 00 37 31 31 2d 30 34 34 35 35 37 00 00
Address 0x20: 53 2f 4e 20 41 42 41 42 38 36 34 33 00 1b 07 07
Address 0x30: dc ff ff ff ff ff ff ff ff ff ff ff ff ff ff ff
Address 0x40: ff ff ff ff 00 ff ff ff ff ff ff ff ff ff ff ff
Address 0x50: ff ff ff ff ff ff ff ff ff ff ff ff ff ff ff ff
Address 0x60: ff ff ff ff ff ff ff ff ff ff ff ff ff ff ff ff

```

```

Address 0x70: ff ff ff ff ff ff ff ff ff ff ff ff ff ff ff
PMP REV 04 711-032426 ACAJ1677 Power Midplane
Jedec Code: 0x7fb0 EEPROM Version: 0x01
P/N: 711-032426 S/N: ACAJ1677
Assembly ID: 0x045d Assembly Version: 01.04
Date: 07-20-2012 Assembly Flags: 0x00
Version: REV 04
ID: Power Midplane
Board Information Record:
Address 0x00: ff ff ff ff ff ff ff ff ff ff ff ff ff ff ff
I2C Hex Data:
Address 0x00: 7f b0 01 ff 04 5d 01 04 52 45 56 20 30 34 00 00
Address 0x10: 00 00 00 00 37 31 31 2d 30 33 32 34 32 36 00 00
Address 0x20: 53 2f 4e 20 41 43 41 4a 31 36 37 37 00 14 07 07
Address 0x30: dc ff ff ff ff ff ff ff ff ff ff ff ff ff ff
Address 0x40: ff ff ff ff 00 ff ff ff ff ff ff ff ff ff ff
Address 0x50: ff ff ff ff ff ff ff ff ff ff ff ff ff ff ff
Address 0x60: ff ff ff ff ff ff ff ff ff ff ff ff ff ff ff
Address 0x70: ff ff ff ff ff ff ff ff ff ff ff ff ff ff ff
FPM Board REV 08 760-044634 ABBV9726 Front Panel Display
Jedec Code: 0x7fb0 EEPROM Version: 0x02
P/N: 760-044634 S/N: ABBV9726
Assembly ID: 0x0b64 Assembly Version: 01.08
Date: 09-10-2012 Assembly Flags: 0x00
Version: REV 08 CLEI Code: IPMYA4EJRA
ID: Front Panel Display FRU Model Number: MX2010-CRAFT-S
Board Information Record:
Address 0x00: ff ff ff ff ff ff ff ff ff ff ff ff ff ff ff
I2C Hex Data:
Address 0x00: 7f b0 02 ff 0b 64 01 08 52 45 56 20 30 38 00 00
Address 0x10: 00 00 00 00 37 36 30 2d 30 34 34 36 33 34 00 00
Address 0x20: 53 2f 4e 20 41 42 42 56 39 37 32 36 00 0a 09 07
Address 0x30: dc ff ff ff ff ff ff ff ff ff ff ff ff ff ff
Address 0x40: ff ff ff ff 01 49 50 4d 59 41 34 45 4a 52 41 4d
Address 0x50: 58 32 30 31 30 2d 43 52 41 46 54 2d 53 00 00 00
Address 0x60: 00 00 00 00 00 00 41 00 00 ff ff ff ff ff ff ff
Address 0x70: ff ff ff 93 ff ff ff ff ff ff ff ff ff ff ff ff
PSM 0 REV 01 740-045050 1E02224000P DC 52V Power Supply
Module
Jedec Code: 0x7fb0 EEPROM Version: 0x02
P/N: 740-045050 S/N: 1E02224000P
Assembly ID: 0x0478 Assembly Version: 01.01
Date: 12-06-2012 Assembly Flags: 0x00
Version: REV 01 CLEI Code: XXXXXXXXXX
ID: DC 52V Power Supply Module FRU Model Number: MX2000-PSM-HC-DC-S-A
Board Information Record:
Address 0x00: ff ff ff ff ff ff ff ff ff ff ff ff ff ff ff
I2C Hex Data:
Address 0x00: 7f b0 02 ff 04 78 01 01 52 45 56 20 30 31 00 00
Address 0x10: 00 00 00 00 37 34 30 2d 30 34 35 30 35 30 00 00
Address 0x20: 31 45 30 32 32 32 34 30 30 30 50 00 00 06 0c 07
Address 0x30: dc ff ff ff ff ff ff ff ff ff ff ff ff ff ff
Address 0x40: ff ff ff ff 01 58 58 58 58 58 58 58 58 58 58 4d
Address 0x50: 58 32 30 30 30 2d 50 53 4d 2d 48 43 2d 44 43 2d
Address 0x60: 53 2d 41 00 00 00 31 30 31 ff ff ff ff ff ff ff
Address 0x70: ff ff ff 4a 00 00 00 00 00 00 00 00 00 00 00 00
PSM 1 REV 01 740-045050 1E02224000M DC 52V Power Supply
Module
Jedec Code: 0x7fb0 EEPROM Version: 0x02
P/N: 740-045050 S/N: 1E02224000M
Assembly ID: 0x0478 Assembly Version: 01.01

```

```

Date:          12-06-2012      Assembly Flags:    0x00
Version:       REV 01         CLEI Code:       XXXXXXXXXX
ID: DC 52V Power Supply Module FRU Model Number:  MX2000-PSM-HC-DC-S-A
Board Information Record:
Address 0x00: ff ff ff ff ff ff ff ff ff ff ff ff ff ff ff ff
I2C Hex Data:
Address 0x00: 7f b0 02 ff 04 78 01 01 52 45 56 20 30 31 00 00
Address 0x10: 00 00 00 00 37 34 30 2d 30 34 35 30 35 30 00 00
Address 0x20: 31 45 30 32 32 32 34 30 30 30 4d 00 00 06 0c 07
Address 0x30: dc ff ff ff ff ff ff ff ff ff ff ff ff ff ff ff
Address 0x40: ff ff ff ff 01 58 58 58 58 58 58 58 58 58 58 4d
Address 0x50: 58 32 30 30 30 2d 50 53 4d 2d 48 43 2d 44 43 2d
Address 0x60: 53 2d 41 00 00 00 31 30 31 ff ff ff ff ff ff ff
Address 0x70: ff ff ff 4a 00 00 00 00 00 00 00 00 00 00 00 00
...
PDM 0          REV 01   740-045234   1E262250067      DC Power Dist Module
Jedec Code:    0x7fb0      EEPROM Version:    0x02
P/N:          740-045234   S/N:             1E262250067
Assembly ID:   0x047b      Assembly Version: 01.01
Date:         06-28-2012   Assembly Flags:   0x00
Version:      REV 01      CLEI Code:       IPUPAJSKAA
ID: DC Power Dist Module   FRU Model Number:  MX2000-PDM-DC-S-A
Board Information Record:
Address 0x00: ff ff ff ff ff ff ff ff ff ff ff ff ff ff ff ff
I2C Hex Data:
Address 0x00: 7f b0 02 ff 04 7b 01 01 52 45 56 20 30 31 00 00
Address 0x10: 00 00 00 00 37 34 30 2d 30 34 35 32 33 34 00 00
Address 0x20: 31 45 32 36 32 32 35 30 30 36 37 00 00 1c 06 07
Address 0x30: dc ff ff ff ff ff ff ff ff ff ff ff ff ff ff ff
Address 0x40: ff ff ff ff 01 49 50 55 50 41 4a 53 4b 41 41 4d
Address 0x50: 58 32 30 30 30 2d 50 44 4d 2d 44 43 2d 53 2d 41
Address 0x60: 00 00 00 00 00 00 31 30 31 ff ff ff ff ff ff ff
Address 0x70: ff ff ff 89 00 00 00 00 00 00 00 00 00 00 00 00
Routing Engine 0 REV 02   740-041821   9009099704      RE-S-1800x4
Jedec Code:    0x7fb0      EEPROM Version:    0x02
P/N:          740-041821   S/N:             9009099704
Assembly ID:   0x09c0      Assembly Version: 01.02
Date:         03-15-2012   Assembly Flags:   0x00
Version:      REV 02
ID: RE-S-1800x4          FRU Model Number:  RE-S-1800X4-16G-S
Board Information Record:
Address 0x00: 54 32 30 32 37 44 41 2d 34 34 47 42 23 41 23 00
I2C Hex Data:
Address 0x00: 7f b0 02 ff 09 c0 01 02 52 45 56 20 30 32 00 00
Address 0x10: 00 00 00 00 37 34 30 2d 30 34 31 38 32 31 00 00
Address 0x20: 39 30 30 39 30 39 39 37 30 34 00 00 00 0f 03 07
Address 0x30: dc ff ff ff 54 32 30 32 37 44 41 2d 34 34 47 42
Address 0x40: 23 41 23 00 01 00 00 00 00 00 00 00 00 00 00 52
Address 0x50: 45 2d 53 2d 31 38 30 30 58 34 2d 31 36 47 2d 53
Address 0x60: 00 00 00 00 00 00 41 30 30 ff ff ff ff ff ff ff
Address 0x70: ff ff ff 8c ff ff ff ff ff ff ff ff ff ff ff ff
ad0   3831 MB   UGB30SFA4000T1      SFA4000T1 00000651 Compact Flash
ad1   30533 MB  UGB94BPH32H0S1-KCI    11000019592      Disk 1
usb0 (addr 1)  EHCI root hub 0      Intel      uhub0
usb0 (addr 2)  product 0x0020 32     vendor 0x8087    uhub1
DIMM 0         SGU04G72H1BD2SA-BB DIE REV-52 PCB REV-54 MFR ID-ce80
DIMM 1         SGU04G72H1BD2SA-BB DIE REV-52 PCB REV-54 MFR ID-ce80
DIMM 2         SGU04G72H1BD2SA-BB DIE REV-52 PCB REV-54 MFR ID-ce80
DIMM 3         SGU04G72H1BD2SA-BB DIE REV-52 PCB REV-54 MFR ID-ce80
Routing Engine 1 REV 02   740-041821   9009099706      RE-S-1800x4
Jedec Code:    0x7fb0      EEPROM Version:    0x02

```

```

P/N:          740-041821      S/N:          9009099706
Assembly ID:  0x09c0         Assembly Version: 01.02
Date:         02-23-2012     Assembly Flags:  0x00
Version:      REV 02
ID: RE-S-1800x4              FRU Model Number: RE-S-1800X4-16G-S
Board Information Record:
  Address 0x00: 54 32 30 32 37 44 41 2d 34 34 47 42 23 41 23 00
I2C Hex Data:
  Address 0x00: 7f b0 02 ff 09 c0 01 02 52 45 56 20 30 32 00 00
  Address 0x10: 00 00 00 00 37 34 30 2d 30 34 31 38 32 31 00 00
  Address 0x20: 39 30 30 39 30 39 39 37 30 36 00 00 00 17 02 07
  Address 0x30: dc ff ff ff 54 32 30 32 37 44 41 2d 34 34 47 42
  Address 0x40: 23 41 23 00 01 00 00 00 00 00 00 00 00 00 00 52
  Address 0x50: 45 2d 53 2d 31 38 30 30 58 34 2d 31 36 47 2d 53
  Address 0x60: 00 00 00 00 00 00 41 30 30 ff ff ff ff ff ff ff
  Address 0x70: ff ff ff 8c ff ff ff ff ff ff ff ff ff ff ff ff
ad0   3998 MB  Virtium - TuffDrive VCF P1T0200262860208 114 Compact Flash
ad1   30533 MB UGB94ARF32H0S3-KC UNIGEN-499551-000404 Disk 1
CB 0      REV 13   750-040257   CAAF8436           Control Board
Jedec Code: 0x7fb0           EEPROM Version:  0x02
P/N:        750-040257      S/N:          CAAF8436
Assembly ID: 0x0b26         Assembly Version: 01.13
Date:       08-29-2012     Assembly Flags:  0x00
Version:    REV 13         CLEI Code:      PROTOXCLEI
ID: Control Board          FRU Model Number: PROTO-ASSEMBLY
Board Information Record:
  Address 0x00: ff ff ff ff ff ff ff ff ff ff ff ff ff ff ff ff
I2C Hex Data:
  Address 0x00: 7f b0 02 ff 0b 26 01 0d 52 45 56 20 31 33 00 00
  Address 0x10: 00 00 00 00 37 35 30 2d 30 34 30 32 35 37 00 00
  Address 0x20: 53 2f 4e 20 43 41 41 46 38 34 33 36 00 1d 08 07
  Address 0x30: dc ff ff ff ff ff ff ff ff ff ff ff ff ff ff ff
  Address 0x40: ff ff ff ff 01 50 52 4f 54 4f 58 43 4c 45 49 50
  Address 0x50: 52 4f 54 4f 2d 41 53 53 45 4d 42 4c 59 00 00 00
  Address 0x60: 00 00 00 00 00 00 41 30 30 ff ff ff ff ff ff ff
  Address 0x70: ff ff ff c2 ff ff ff ff ff ff ff ff ff ff ff ff
...
SPMB 0      REV 02   711-041855   ABBV3825           PMB Board
Jedec Code: 0x7fb0           EEPROM Version:  0x01
P/N:        711-041855      S/N:          ABBV3825
Assembly ID: 0x0b29         Assembly Version: 01.02
Date:       08-14-2012     Assembly Flags:  0x00
Version:    REV 02
ID: PMB Board
Board Information Record:
  Address 0x00: ff ff ff ff ff ff ff ff ff ff ff ff ff ff ff ff
I2C Hex Data:
  Address 0x00: 7f b0 01 ff 0b 29 01 02 52 45 56 20 30 32 00 00
  Address 0x10: 00 00 00 00 37 31 31 2d 30 34 31 38 35 35 00 00
  Address 0x20: 53 2f 4e 20 41 42 42 56 33 38 32 35 00 0e 08 07
  Address 0x30: dc ff ff ff ff ff ff ff ff ff ff ff ff ff ff ff
  Address 0x40: ff ff ff ff 00 ff ff ff ff ff ff ff ff ff ff ff
  Address 0x50: ff ff ff ff ff ff ff ff ff ff ff ff ff ff ff ff
  Address 0x60: ff ff ff ff ff ff ff ff ff ff ff ff ff ff ff ff
  Address 0x70: ff ff ff ff 00 00 00 00 00 00 00 00 00 00 00 00
...
SFB 0      REV 05   711-044466   ABBX5682           Switch Fabric Board
Jedec Code: 0x7fb0           EEPROM Version:  0x02
P/N:        711-044466      S/N:          ABBX5682
Assembly ID: 0x0b25         Assembly Version: 01.05
Date:       09-07-2012     Assembly Flags:  0x00

```

```

Version:      REV 05          CLEI Code:      PROTOXCLEI
ID: Switch Fabric Board      FRU Model Number:  PROTO-ASSEMBLY
Board Information Record:
  Address 0x00: ff ff ff ff ff ff ff ff ff ff ff ff ff ff ff ff
I2C Hex Data:
  Address 0x00: 7f b0 02 ff 0b 25 01 05 52 45 56 20 30 35 00 00
  Address 0x10: 00 00 00 00 37 31 31 2d 30 34 34 34 36 36 00 00
  Address 0x20: 53 2f 4e 20 41 42 42 58 35 36 38 32 00 07 09 07
  Address 0x30: dc ff ff ff ff ff ff ff ff ff ff ff ff ff ff ff
  Address 0x40: ff ff ff ff 01 50 52 4f 54 4f 58 43 4c 45 49 50
  Address 0x50: 52 4f 54 4f 2d 41 53 53 45 4d 42 4c 59 00 00 00
  Address 0x60: 00 00 00 00 00 00 41 30 30 ff ff ff ff ff ff ff
  Address 0x70: ff ff ff c2 00 00 00 01 00 00 00 00 00 00 48 00
...
FPC 0          REV 09      750-037355    CAAF0924          MPC Type 4-2
Jedec Code:    0x7fb0      EEPROM Version: 0x02
P/N:          750-037355    S/N:          CAAF0924
Assembly ID:   0x0b4e      Assembly Version: 01.09
Date:         05-21-2012    Assembly Flags: 0x00
Version:      REV 09      CLEI Code:    PROTOXCLEI
ID: MPC Type 4-2          FRU Model Number: MPC4E-2CGE-8XGE
Board Information Record:
  Address 0x00: ff ff ff ff ff ff ff ff ff ff ff ff ff ff ff ff
I2C Hex Data:
  Address 0x00: 7f b0 02 ff 0b 4e 01 09 52 45 56 20 30 39 00 00
  Address 0x10: 00 00 00 00 37 35 30 2d 30 33 37 33 35 35 00 00
  Address 0x20: 53 2f 4e 20 43 41 41 46 30 39 32 34 00 15 05 07
  Address 0x30: dc ff ff ff ff ff ff ff ff ff ff ff ff ff ff ff
  Address 0x40: ff ff ff ff 01 50 52 4f 54 4f 58 43 4c 45 49 4d
  Address 0x50: 50 43 34 45 2d 32 43 47 45 2d 38 58 47 45 00 00
  Address 0x60: 00 00 00 00 00 00 30 39 00 ff ff ff ff ff ff ff
  Address 0x70: ff ff ff c6 ff ff ff ff ff ff ff ff ff ff ff ff
CPU          REV 08      711-035209    CAAB9842          H MPC PMB 2G
Jedec Code:    0x7fb0      EEPROM Version: 0x01
P/N:          711-035209    S/N:          CAAB9842
Assembly ID:   0x0b04      Assembly Version: 01.08
Date:         05-17-2012    Assembly Flags: 0x00
Version:      REV 08
ID: H MPC PMB 2G
Board Information Record:
  Address 0x00: ff ff ff ff ff ff ff ff ff ff ff ff ff ff ff ff
I2C Hex Data:
  Address 0x00: 7f b0 01 ff 0b 04 01 08 52 45 56 20 30 38 00 00
  Address 0x10: 00 00 00 00 37 31 31 2d 30 33 35 32 30 39 00 00
  Address 0x20: 53 2f 4e 20 43 41 41 42 39 38 34 32 00 11 05 07
  Address 0x30: dc ff ff ff ff ff ff ff ff ff ff ff ff ff ff ff
  Address 0x40: ff ff ff ff 00 ff ff ff ff ff ff ff ff ff ff ff
  Address 0x50: ff ff ff ff ff ff ff ff ff ff ff ff ff ff ff ff
  Address 0x60: ff ff ff ff ff ff ff ff ff ff ff ff ff ff ff ff
  Address 0x70: ff ff ff ff 00 00 00 00 00 00 00 00 00 00 00 00
PIC 0          BUILTIN      BUILTIN          4x10GE SFPP
Jedec Code:    0x0000      EEPROM Version: 0x00
P/N:          BUILTIN      S/N:          BUILTIN
Assembly ID:   0x0a53      Assembly Version: 00.00
Date:         00-00-0000    Assembly Flags: 0x00
ID: 4x10GE SFPP
Board Information Record:
  Address 0x00: 00 00 00 00 00 00 00 00 00 00 00 00 00 00 00 00
I2C Hex Data:
  Address 0x00: 00 00 00 00 0a 53 00 00 00 00 00 00 00 00 00 00
  Address 0x10: 00 00 00 00 42 55 49 4c 54 49 4e 00 4d 58 43 00

```

```

Address 0x20: 42 55 49 4c 54 49 4e 00 4d 58 43 00 00 00 00 00
Address 0x30: 00 00 00 00 00 00 00 00 00 00 00 00 00 00 00
Address 0x40: 00 00 00 00 00 00 00 00 00 00 00 00 00 00 00
Address 0x50: 00 00 00 00 00 00 00 00 00 00 00 00 00 00 00
Address 0x60: 00 00 00 00 00 00 00 00 00 00 00 00 00 00 00
Address 0x70: 00 00 00 00 c0 02 ae 64 00 00 00 00 0a 52 00 00
  Xcvr 0      REV 01   740-021308   19T511101656   SFP+-10G-SR
  Xcvr 1      REV 01   740-031980   AMA04RU        SFP+-10G-SR
  Xcvr 2      REV 01   740-031980   193363A00558   SFP+-10G-SR
  Xcvr 3      REV 01   740-031980   B10M00202      SFP+-10G-SR
...
ADC 0          REV 13   750-043596   ABBX5532      Adapter Card
Jedec Code:    0x7fb0      EEPROM Version: 0x02
P/N:           750-043596   S/N:          ABBX5532
Assembly ID:   0x0b3d      Assembly Version: 01.13
Date:          09-12-2012   Assembly Flags: 0x00
Version:       REV 13      CLEI Code:    IPUCBA8CAA
ID: Adapter Card          FRU Model Number: MX2000-LC-ADAPTER
Board Information Record:
  Address 0x00: ff ff ff ff ff ff ff ff ff ff ff ff ff ff ff ff
I2C Hex Data:
  Address 0x00: 7f b0 02 ff 0b 3d 01 0d 52 45 56 20 31 33 00 00
  Address 0x10: 00 00 00 00 37 35 30 2d 30 34 33 35 39 36 00 00
  Address 0x20: 53 2f 4e 20 41 42 42 58 35 35 33 32 00 0c 09 07
  Address 0x30: dc ff ff ff ff ff ff ff ff ff ff ff ff ff ff ff
  Address 0x40: ff ff ff ff 01 49 50 55 43 42 41 38 43 41 41 4d
  Address 0x50: 58 32 30 30 30 2d 4c 43 2d 41 44 41 50 54 45 52
  Address 0x60: 00 00 00 00 00 00 41 00 00 ff ff ff ff ff ff ff
  Address 0x70: ff ff ff 3a 00 00 00 00 00 00 00 00 00 00 00 00
...

```

### show chassis hardware models (MX2010 Router)

```
user@host > show chassis hardware models
```

```
Hardware inventory:
```

Item	Version	Part number	Serial number	FRU model number
FPM Board	REV 06	711-032349	ZX8744	711-032349
PSM 4	REV 0C	740-033727	VK00254	000000000000000000000000
PSM 5	REV 0B	740-033727	VG00015	000000000000000000000000
PSM 6	REV 0B	740-033727	VH00097	000000000000000000000000
PSM 7	REV 0C	740-033727	VJ00151	000000000000000000000000
PSM 8	REV 0C	740-033727	VJ00149	000000000000000000000000
PDM 0	REV 0B	740-038109	WA00008	
PDM 1	REV 0B	740-038109	WA00014	
Routing Engine 0	REV 02	740-041821	9009094134	RE-S-1800X4-16G-S
Routing Engine 1	REV 02	740-041821	9009094141	RE-S-1800X4-16G-S
CB 0	REV 08	750-040257	CAAB3491	750-040257
CB 1	REV 08	750-040257	CAAB3489	750-040257
SFB 0	REV 06	711-032385	ZV1828	711-032385
SFB 1	REV 07	711-032385	ZZ2568	711-032385
SFB 2	REV 07	711-032385	ZZ2563	711-032385
SFB 3	REV 07	711-032385	ZZ2564	711-032385
SFB 4	REV 07	711-032385	ZZ2580	711-032385
SFB 5	REV 07	711-032385	ZZ2579	711-0323856
SFB 6	REV 07	711-032385	CAAB4882	711-044170
SFB 7	REV 07	711-032385	CAAB4898	711-044170
FPC 0	REV 33	750-028467	CAAB1919	MPC-3D-16XGE-SFPP
FPC 1	REV 21	750-033205	ZG5027	MX-MPC3-3D
MIC 0	REV 03	750-033307	ZV6299	MIC3-3D-10XGE-SFPP
MIC 1	REV 03	750-033307	ZV6268	MIC3-3D-10XGE-SFPP
FPC 8	REV 22	750-031089	ZT9746	MX-MPC2-3D

MIC 0	REV 26	750-028392	ABBS1150	MIC-3D-20GE-SFP
MIC 1	REV 26	750-028387	ABBR9582	MIC-3D-4XGE-XFP
FPC 9	REV 11	750-036284	ZL3591	MPCE-3D-16XGE-SFPP
ADC 0	REV 05	750-043596	CAAC2073	750-043596
ADC 1	REV 01	750-043596	ZV4117	750-043596
ADC 8	REV 01	750-043596	ZV4107	750-043596
ADC 9	REV 02	750-043596	ZW1555	750-043596
Fan Tray 0	REV 2A	760-046960	ACAY0015	
Fan Tray 1	REV 2A	760-046960	ACAY0019	
Fan Tray 2	REV 2A	760-046960	ACAY0020	
Fan Tray 3	REV 2A	760-046960	ACAY0021	

### show chassis hardware clei-models (MX2010 Routers)

```
user@host > show chassis hardware clei-models
```

Hardware inventory:

Item	Version	Part number	CLEI code	FRU model number
FPM Board	REV 06	711-032349	PROTOXCLEI	711-032349
PSM 4	REV 0C	740-033727	0000000000	00000000000000000000000000000000
PSM 5	REV 0B	740-033727	0000000000	00000000000000000000000000000000
PSM 6	REV 0B	740-033727	0000000000	00000000000000000000000000000000
PSM 7	REV 0C	740-033727	0000000000	00000000000000000000000000000000
PSM 8	REV 0C	740-033727	0000000000	00000000000000000000000000000000
PDM 0	REV 0B	740-038109		
PDM 1	REV 0B	740-038109		
Routing Engine 0	REV 02	740-041821		RE-S-1800X4-16G-S
Routing Engine 1	REV 02	740-041821		RE-S-1800X4-16G-S
CB 0	REV 08	750-040257	PROTOXCLEI	750-040257
CB 1	REV 08	750-040257	PROTOXCLEI	750-040257
SFB 0	REV 06	711-032385	PROTOXCLEI	711-032385
SFB 1	REV 07	711-032385	PROTOXCLEI	711-032385
SFB 2	REV 07	711-032385	PROTOXCLEI	711-032385
SFB 3	REV 07	711-032385	PROTOXCLEI	711-032385
SFB 4	REV 07	711-032385	PROTOXCLEI	711-032385
SFB 5	REV 07	711-032385	PROTOXCLEI	711-0323856
SFB 6	REV 07	711-032385	PROTOXCLEI	711-044170
SFB 7	REV 07	711-032385	PROTOXCLEI	711-044170
FPC 0	REV 33	750-028467		MPC-3D-16XGE-SFPP
FPC 1	REV 21	750-033205		MX-MPC3-3D
MIC 0	REV 03	750-033307	PROTOXCLEI	MIC3-3D-10XGE-SFPP
MIC 1	REV 03	750-033307	PROTOXCLEI	MIC3-3D-10XGE-SFPP
FPC 8	REV 22	750-031089	COUIBAYBAA	MX-MPC2-3D
MIC 0	REV 26	750-028392	COUIA15BAA	MIC-3D-20GE-SFP
MIC 1	REV 26	750-028387	COUIA16BAA	MIC-3D-4XGE-XFP
FPC 9	REV 11	750-036284	CMUIACGBAA	MPCE-3D-16XGE-SFPP
ADC 0	REV 05	750-043596	PROTOXCLEI	750-043596
ADC 1	REV 01	750-043596	PROTOXCLEI	750-043596
ADC 8	REV 01	750-043596	PROTOXCLEI	750-043596
ADC 9	REV 02	750-043596	PROTOXCLEI	750-043596
Fan Tray 0	REV 2A	760-046960		
Fan Tray 1	REV 2A	760-046960		
Fan Tray 2	REV 2A	760-046960		
Fan Tray 3	REV 2A	760-046960		

### show chassis hardware (MX2010 Routers with MPC6E and OTN MIC)

```
user@host> show chassis hardware
```

Hardware inventory:

Item	Version	Part number	Serial number	Description
Chassis			JN11C9AFEAFK	MX2010
Midplane	REV 35	750-044636	ABAB9188	Lower Backplane

Midplane 1	REV 02	711-044557	ABAB8729	Upper Backplane
PMP	REV 04	711-032426	ACAJ2432	Power Midplane
FPM Board	REV 09	760-044634	ABCA4314	Front Panel Display
PSM 0	REV 01	740-050037	1EDB321015C	DC 52V Power Supply
Module				
PSM 1	REV 01	740-050037	1EDB321015J	DC 52V Power Supply
Module				
PSM 2	REV 01	740-050037	1EDB32000K8	DC 52V Power Supply
Module				
PSM 3	REV 01	740-050037	1EDB32101JW	DC 52V Power Supply
Module				
PSM 4	REV 01	740-050037	1EDB321015G	DC 52V Power Supply
Module				
PSM 5	REV 01	740-050037	1EDB32101HH	DC 52V Power Supply
Module				
PSM 6	REV 01	740-050037	1EDB32101HD	DC 52V Power Supply
Module				
PSM 7	REV 01	740-050037	1EDB321015F	DC 52V Power Supply
Module				
PSM 8	REV 01	740-050037	1EDB321015B	DC 52V Power Supply
Module				
PDM 0	REV 03	740-045234	1EFA3220433	DC Power Dist Module
PDM 1	REV 03	740-045234	1EFA3220425	DC Power Dist Module
Routing Engine 0	REV 02	740-041821	9009115685	RE-S-1800x4
Routing Engine 1	REV 02	740-041821	9009099711	RE-S-1800x4
CB 0	REV 23	750-040257	CABE8395	Control Board
CB 1	REV 12	750-040257	CAAD9499	Control Board
SPMB 0	REV 02	711-041855	ABCG8426	PMB Board
SPMB 1	REV 02	711-041855	ABBS1481	PMB Board
SFB 0	REV 06	711-044466	ABCD5013	Switch Fabric Board
SFB 1	REV 06	711-044466	ABCD5160	Switch Fabric Board
SFB 2	REV 06	711-044466	ABCD5175	Switch Fabric Board
SFB 3	REV 06	711-044466	ABCD4938	Switch Fabric Board
SFB 4	REV 06	711-044466	ABCD4944	Switch Fabric Board
SFB 5	REV 06	711-044466	ABCD4968	Switch Fabric Board
SFB 6	REV 06	711-044466	ABCD5267	Switch Fabric Board
SFB 7	REV 06	711-044466	ABCD4997	Switch Fabric Board
FPC 0	REV 59	750-044130	ABCT7676	MPC6E 3D
CPU	REV 10	711-045719	ABCK8527	RMPD PMB
XLM 0	REV 13	711-046638	ABCT7810	MPC6E XL
XLM 1	REV 13	711-046638	ABCT7811	MPC6E XL
FPC 2	REV 27	750-033205	ZL6014	MPCE Type 3 3D
CPU	REV 07	711-035209	ZK9068	HMPD PMB 2G
MIC 0	REV 14	750-033196	CAAW9214	1X100GE CXP
PIC 0		BUILTIN	BUILTIN	1X100GE CXP
Xcvr 0	REV 01	740-046563	XC49FC030	CFP2-100G-SR10
MIC 1	REV 18	750-033199	CAAC3231	1X100GE CFP
PIC 2		BUILTIN	BUILTIN	1X100GE CFP
FPC 3	REV 59	750-044130	ABCT7682	MPC6E 3D
CPU	REV 10	711-045719	ABCK8531	RMPD PMB
XLM 0	REV 13	711-046638	ABCT7818	MPC6E XL
XLM 1	REV 13	711-046638	ABCT7819	MPC6E XL
FPC 4	REV 33	750-044130	ABBY9278	MPC6E 3D
CPU	REV 09	711-045719	ABBY8677	RMPD PMB
XLM 0	REV 06.2.00	711-046638	ABBY8844	MPC6E XL
XLM 1	REV 06.2.00	711-046638	ABBY8830	MPC6E XL
FPC 5	REV 59	750-044130	ABCT7675	MPC6E 3D
CPU	REV 10	711-045719	ABCK8526	RMPD PMB
XLM 0	REV 13	711-046638	ABCT7808	MPC6E XL
XLM 1	REV 13	711-046638	ABCT7809	MPC6E XL
FPC 6	REV 30	750-028467	ZM4986	MPC 3D 16x 10GE

CPU	REV 10	711-029089	ZP6541	AMPC PMB
PIC 0		BUILTIN	BUILTIN	4x 10GE(LAN) SFP+
Xcvr 0	REV 01	740-021308	AQ43GAC	SFP+-10G-SR
PIC 1		BUILTIN	BUILTIN	4x 10GE(LAN) SFP+
Xcvr 0	REV 01	740-031980	ALM0A6D	SFP+-10G-SR
Xcvr 1	REV 01	740-031980	AQFORB3	SFP+-10G-SR
Xcvr 2	REV 01	740-031980	153363A00333	SFP+-10G-SR
Xcvr 3	REV 01	740-021308	AN10KYE	SFP+-10G-SR
PIC 2		BUILTIN	BUILTIN	4x 10GE(LAN) SFP+
Xcvr 0	REV 01	740-021308	APK04YM	SFP+-10G-SR
PIC 3		BUILTIN	BUILTIN	4x 10GE(LAN) SFP+
Xcvr 0	REV 01	740-031980	AQFOH44	SFP+-10G-SR
FPC 8	REV 38	750-031090	CABF7313	MPC Type 2 3D EQ
CPU	REV 08	711-030884	CABE6727	MPC PMB 2G
MIC 0	REV 18	750-028380	YK8253	3D 2x 10GE XFP
PIC 0		BUILTIN	BUILTIN	1x 10GE XFP
Xcvr 0	REV 03	740-014289	AD1148M00TP	XFP-10G-SR
PIC 1		BUILTIN	BUILTIN	1x 10GE XFP
QXM 0	REV 06	711-028408	CABC5614	MPC QXM
QXM 1	REV 06	711-028408	CABC5550	MPC QXM
FPC 9	REV 39	750-044130	ABCK1652	MPC6E 3D
CPU	REV 09	711-045719	ABCK1655	RMPC PMB
MIC 0	REV 09	750-049457	ABCP1230	2X100GE CFP2 OTN
PIC 0		BUILTIN	BUILTIN	2X100GE CFP2 OTN
Xcvr 0		NON-JNPR	37300222WP0002	CFP2-100G-LR4-D
Xcvr 1		NON-JNPR	FD46F001Y	CFP2-100G-SR10
MIC 1	REV 07	750-049457	ABCV6662	2X100GE CFP2 OTN
PIC 1		BUILTIN	BUILTIN	2X100GE CFP2 OTN
Xcvr 0		NON-JNPR	UQD0014	CFP2-100G-LR4-D
Xcvr 1		NON-JNPR	J13J68335	CFP2-100G-LR4-D
XLM 0	REV 07.2.00	711-046638	ABCK5491	MPC6E XL
XLM 1	REV 07.2.00	711-046638	ABCK5475	MPC6E XL
ADC 1	REV 17	750-043596	ABCG9023	Adapter Card
ADC 2	REV 01	750-043596	ZV4079	Adapter Card
ADC 6	REV 17	750-043596	ABCG8866	Adapter Card
ADC 8	REV 17	750-043596	ABCA8993	Adapter Card
Fan Tray 0	REV 06	760-046960	ACAY0354	172mm FanTray - 6 Fans
Fan Tray 1	REV 06	760-046960	ACAY0831	172mm FanTray - 6 Fans
Fan Tray 2	REV 06	760-046960	ACAY0892	172mm FanTray - 6 Fans
Fan Tray 3	REV 06	760-046960	ACAY0839	172mm FanTray - 6 Fans

### show chassis hardware detail (MX2010 Routers with MPC6E and OTN MIC)

```
user@host> show chassis hardware detail
```

```
Hardware inventory:
```

Item	Version	Part number	Serial number	Description
Chassis			JN11C9AFEAFK	MX2010
Midplane	REV 35	750-044636	ABAB9188	Lower Backplane
Midplane 1	REV 02	711-044557	ABAB8729	Upper Backplane
PMP	REV 04	711-032426	ACAJ2432	Power Midplane
FPM Board	REV 09	760-044634	ABCA4314	Front Panel Display
PSM 0	REV 01	740-050037	1EDB321015C	DC 52V Power Supply
Module				
PSM 1	REV 01	740-050037	1EDB321015J	DC 52V Power Supply
Module				
PSM 2	REV 01	740-050037	1EDB32000K8	DC 52V Power Supply
Module				
PSM 3	REV 01	740-050037	1EDB32101JW	DC 52V Power Supply
Module				
PSM 4	REV 01	740-050037	1EDB321015G	DC 52V Power Supply
Module				

PSM 5 Module	REV 01	740-050037	1EDB32101HH	DC 52V Power Supply
PSM 6 Module	REV 01	740-050037	1EDB32101HD	DC 52V Power Supply
PSM 7 Module	REV 01	740-050037	1EDB321015F	DC 52V Power Supply
PSM 8 Module	REV 01	740-050037	1EDB321015B	DC 52V Power Supply
PDM 0	REV 03	740-045234	1EFA3220433	DC Power Dist Module
PDM 1	REV 03	740-045234	1EFA3220425	DC Power Dist Module
Routing Engine 0	REV 02	740-041821	9009115685	RE-S-1800x4
ad0 3998 MB	Virtium - TuffDrive	VCF P1T0200274310822	191 Compact Flash	
ad1 30533 MB	UGB94BPH32H0S1-KCI	11000043190	Disk 1	
usb0 (addr 1)	EHCI root hub 0	Intel	uhub0	
usb0 (addr 2)	product 0x0020 32	vendor 0x8087	uhub1	
DIMM 0	VL31B5263F-F8SD DIE	REV-0 PCB REV-0	MFR ID-ce80	
DIMM 1	VL31B5263F-F8SD DIE	REV-0 PCB REV-0	MFR ID-ce80	
DIMM 2	VL31B5263F-F8SD DIE	REV-0 PCB REV-0	MFR ID-ce80	
DIMM 3	VL31B5263F-F8SD DIE	REV-0 PCB REV-0	MFR ID-ce80	
Routing Engine 1	REV 02	740-041821	9009099711	RE-S-1800x4
ad0 3998 MB	Virtium - TuffDrive	VCF P1T0200262860208	30 Compact Flash	
ad1 30533 MB	UGB94ARF32H0S3-KC	UNIGEN-499551-000146	Disk 1	
CB 0	REV 23	750-040257	CABE8395	Control Board
CB 1	REV 12	750-040257	CAAD9499	Control Board
SPMB 0	REV 02	711-041855	ABCG8426	PMB Board
SPMB 1	REV 02	711-041855	ABBS1481	PMB Board
SFB 0	REV 06	711-044466	ABCD5013	Switch Fabric Board
SFB 1	REV 06	711-044466	ABCD5160	Switch Fabric Board
SFB 2	REV 06	711-044466	ABCD5175	Switch Fabric Board
SFB 3	REV 06	711-044466	ABCD4938	Switch Fabric Board
SFB 4	REV 06	711-044466	ABCD4944	Switch Fabric Board
SFB 5	REV 06	711-044466	ABCD4968	Switch Fabric Board
SFB 6	REV 06	711-044466	ABCD5267	Switch Fabric Board
SFB 7	REV 06	711-044466	ABCD4997	Switch Fabric Board
FPC 0	REV 59	750-044130	ABCT7676	MPC6E 3D
CPU	REV 10	711-045719	ABCK8527	RMPD PMB
XLM 0	REV 13	711-046638	ABCT7810	MPC6E XL
XLM 1	REV 13	711-046638	ABCT7811	MPC6E XL
FPC 2	REV 27	750-033205	ZL6014	MPCE Type 3 3D
CPU	REV 07	711-035209	ZK9068	HMPD PMB 2G
MIC 0	REV 14	750-033196	CAAW9214	1X100GE CXP
PIC 0	BUILTIN	BUILTIN	1X100GE CXP	
Xcvr 0	REV 01	740-046563	XC49FC030	CFP2-100G-SR10
MIC 1	REV 18	750-033199	CAAC3231	1X100GE CFP
PIC 2	BUILTIN	BUILTIN	1X100GE CFP	
FPC 3	REV 59	750-044130	ABCT7682	MPC6E 3D
CPU	REV 10	711-045719	ABCK8531	RMPD PMB
XLM 0	REV 13	711-046638	ABCT7818	MPC6E XL
XLM 1	REV 13	711-046638	ABCT7819	MPC6E XL
FPC 4	REV 33	750-044130	ABBY9278	MPC6E 3D
CPU	REV 09	711-045719	ABBY8677	RMPD PMB
XLM 0	REV 06.2.00	711-046638	ABBY8844	MPC6E XL
XLM 1	REV 06.2.00	711-046638	ABBY8830	MPC6E XL
FPC 5	REV 59	750-044130	ABCT7675	MPC6E 3D
CPU	REV 10	711-045719	ABCK8526	RMPD PMB
XLM 0	REV 13	711-046638	ABCT7808	MPC6E XL
XLM 1	REV 13	711-046638	ABCT7809	MPC6E XL
FPC 6	REV 30	750-028467	ZM4986	MPC 3D 16x 10GE
CPU	REV 10	711-029089	ZP6541	AMPD PMB
PIC 0	BUILTIN	BUILTIN	4x 10GE(LAN) SFP+	
Xcvr 0	REV 01	740-021308	AQ43GAC	SFP+-10G-SR

PIC 1		BUILTIN	BUILTIN	4x 10GE(LAN) SFP+
Xcvr 0	REV 01	740-031980	ALM0A6D	SFP+-10G-SR
Xcvr 1	REV 01	740-031980	AQFORB3	SFP+-10G-SR
Xcvr 2	REV 01	740-031980	153363A00333	SFP+-10G-SR
Xcvr 3	REV 01	740-021308	AN10KYE	SFP+-10G-SR
PIC 2		BUILTIN	BUILTIN	4x 10GE(LAN) SFP+
Xcvr 0	REV 01	740-021308	APK04YM	SFP+-10G-SR
PIC 3		BUILTIN	BUILTIN	4x 10GE(LAN) SFP+
Xcvr 0	REV 01	740-031980	AQFOH44	SFP+-10G-SR
FPC 8	REV 38	750-031090	CABF7313	MPC Type 2 3D EQ
CPU	REV 08	711-030884	CABE6727	MPC PMB 2G
MIC 0	REV 18	750-028380	YK8253	3D 2x 10GE XFP
PIC 0		BUILTIN	BUILTIN	1x 10GE XFP
Xcvr 0	REV 03	740-014289	AD1148M00TP	XFP-10G-SR
PIC 1		BUILTIN	BUILTIN	1x 10GE XFP
QXM 0	REV 06	711-028408	CABC5614	MPC QXM
QXM 1	REV 06	711-028408	CABC5550	MPC QXM
FPC 9	REV 39	750-044130	ABCK1652	MPC6E 3D
CPU	REV 09	711-045719	ABCK1655	RMPC PMB
MIC 0	REV 09	750-049457	ABCP1230	2X100GE CFP2 OTN
PIC 0		BUILTIN	BUILTIN	2X100GE CFP2 OTN
Xcvr 0		NON-JNPR	37300222WP0002	CFP2-100G-LR4-D
Xcvr 1		NON-JNPR	FD46F001Y	CFP2-100G-SR10
MIC 1	REV 07	750-049457	ABCV6662	2X100GE CFP2 OTN
PIC 1		BUILTIN	BUILTIN	2X100GE CFP2 OTN
Xcvr 0		NON-JNPR	UQD0014	CFP2-100G-LR4-D
Xcvr 1		NON-JNPR	J13J68335	CFP2-100G-LR4-D
XLM 0	REV 07.2.00	711-046638	ABCK5491	MPC6E XL
XLM 1	REV 07.2.00	711-046638	ABCK5475	MPC6E XL
ADC 1	REV 17	750-043596	ABCG9023	Adapter Card
ADC 2	REV 01	750-043596	ZV4079	Adapter Card
ADC 6	REV 17	750-043596	ABCG8866	Adapter Card
ADC 8	REV 17	750-043596	ABCA8993	Adapter Card
Fan Tray 0	REV 06	760-046960	ACAY0354	172mm FanTray - 6 Fans
Fan Tray 1	REV 06	760-046960	ACAY0831	172mm FanTray - 6 Fans
Fan Tray 2	REV 06	760-046960	ACAY0892	172mm FanTray - 6 Fans
Fan Tray 3	REV 06	760-046960	ACAY0839	172mm FanTray - 6 Fans

#### show chassis hardware extensive (MX2010 Routers with MPC6E and OTN MIC)

```

user@host> show chassis hardware extensive
Hardware inventory:
Item          Version  Part number  Serial number  Description
Chassis
Jedec Code:   0x7fb0          EEPROM Version: 0x02
S/N:          JN11C9AFEAFK
Assembly ID:  0x0557          Assembly Version: 00.00
Date:         00-00-0000      Assembly Flags:  0x00
ID: MX2010
Board Information Record:
Address 0x00: 00 00 00 00 00 00 00 00 00 00 00 00 00 00 00 00
I2C Hex Data:
Address 0x00: 7f b0 02 ff 05 57 00 00 00 00 00 00 00 00 00 00
Address 0x10: 00 00 00 00 00 00 00 00 00 00 00 00 00 00 00 00
Address 0x20: 4a 4e 31 31 43 39 41 46 45 41 46 4b 00 00 00 00
Address 0x30: 00 00 00 ff 00 00 00 00 00 00 00 00 00 00 00 00
Address 0x40: 00 00 00 00 00 00 00 00 00 00 00 00 00 00 00 00
Address 0x50: 00 00 00 00 00 00 00 00 00 00 00 00 00 00 00 00
Address 0x60: 00 00 00 00 00 00 00 00 00 00 00 00 00 00 00 00
Address 0x70: 00 00 00 00 00 00 00 00 00 00 00 00 00 00 00 00
Midplane     REV 35      750-044636  ABAB9188      Lower Backplane

```

```

Jedec Code: 0x7fb0      EEPROM Version: 0x02
P/N: 750-044636        S/N: ABAB9188
Assembly ID: 0x0b66     Assembly Version: 01.35
Date: 06-21-2013       Assembly Flags: 0x00
Version: REV 35         CLEI Code: IPMU810ARA
ID: Lower Backplane    FRU Model Number: CHAS-BP-MX2010-S

Board Information Record:
  Address 0x00: ad 01 08 00 3c 8a b0 38 68 00 ff ff ff ff ff ff
I2C Hex Data:
  Address 0x00: 7f b0 02 ff 0b 66 01 23 52 45 56 20 33 35 00 00
  Address 0x10: 00 00 00 00 37 35 30 2d 30 34 34 36 33 36 00 00
  Address 0x20: 53 2f 4e 20 41 42 41 42 39 31 38 38 00 15 06 07
  Address 0x30: dd ff ff ff ad 01 08 00 3c 8a b0 38 68 00 ff ff
  Address 0x40: ff ff ff ff 01 49 50 4d 55 38 31 30 41 52 41 43
  Address 0x50: 48 41 53 2d 42 50 2d 4d 58 32 30 31 30 2d 53 00
  Address 0x60: 00 00 00 00 00 00 30 36 00 ff ff ff ff ff ff ff
  Address 0x70: ff ff ff f8 ff ff ff ff ff ff ff ff ff ff ff ff

Midplane 1      REV 02      711-044557      ABAB8729      Upper Backplane
Jedec Code: 0x7fb0      EEPROM Version: 0x01
P/N: 711-044557        S/N: ABAB8729
Assembly ID: 0x0b65     Assembly Version: 01.02
Date: 03-21-2013       Assembly Flags: 0x00
Version: REV 02
ID: Upper Backplane
Board Information Record:
  Address 0x00: ff ff ff ff ff ff ff ff ff ff ff ff ff ff ff ff
I2C Hex Data:
  Address 0x00: 7f b0 01 ff 0b 65 01 02 52 45 56 20 30 32 00 00
  Address 0x10: 00 00 00 00 37 31 31 2d 30 34 34 35 35 37 00 00
  Address 0x20: 53 2f 4e 20 41 42 41 42 38 37 32 39 00 15 03 07
  Address 0x30: dd ff ff ff ff ff ff ff ff ff ff ff ff ff ff ff
  Address 0x40: ff ff ff ff 01 00 00 00 00 00 00 00 00 00 00 00
  Address 0x50: 00 00 00 00 00 00 00 00 00 00 00 00 00 00 00 00
  Address 0x60: 00 00 00 00 00 00 ff ff ff ff ff ff ff ff ff ff
  Address 0x70: ff ff ff ff ff ff ff ff ff ff ff ff ff ff ff ff

PMP             REV 04      711-032426      ACAJ2432      Power Midplane
Jedec Code: 0x7fb0      EEPROM Version: 0x01
P/N: 711-032426        S/N: ACAJ2432
Assembly ID: 0x045d     Assembly Version: 01.04
Date: 03-28-2013       Assembly Flags: 0x00
Version: REV 04
ID: Power Midplane
Board Information Record:
  Address 0x00: ff ff ff ff ff ff ff ff ff ff ff ff ff ff ff ff
I2C Hex Data:
  Address 0x00: 7f b0 01 ff 04 5d 01 04 52 45 56 20 30 34 00 00
  Address 0x10: 00 00 00 00 37 31 31 2d 30 33 32 34 32 36 00 00
  Address 0x20: 53 2f 4e 20 41 43 41 4a 32 34 33 32 00 1c 03 07
  Address 0x30: dd ff ff ff ff ff ff ff ff ff ff ff ff ff ff ff
  Address 0x40: ff ff ff ff 01 00 00 00 00 00 00 00 00 00 00 00
  Address 0x50: 00 00 00 00 00 00 00 00 00 00 00 00 00 00 00 00
  Address 0x60: 00 00 00 00 00 00 ff ff ff ff ff ff ff ff ff ff
  Address 0x70: ff ff ff ff ff ff ff ff ff ff ff ff ff ff ff ff

FPM Board      REV 09      760-044634      ABCA4314      Front Panel Display
Jedec Code: 0x7fb0      EEPROM Version: 0x02
P/N: 760-044634        S/N: ABCA4314
Assembly ID: 0x0b64     Assembly Version: 01.09
Date: 03-28-2013       Assembly Flags: 0x00
Version: REV 09         CLEI Code: IPMYA4EJRA
ID: Front Panel Display FRU Model Number: MX2010-CRAFT-S
Board Information Record:

```

```

Address 0x00: ff ff ff ff ff ff ff ff ff ff ff ff ff ff ff
I2C Hex Data:
Address 0x00: 7f b0 02 ff 0b 64 01 09 52 45 56 20 30 39 00 00
Address 0x10: 00 00 00 00 37 36 30 2d 30 34 34 36 33 34 00 00
Address 0x20: 53 2f 4e 20 41 42 43 41 34 33 31 34 00 1c 03 07
Address 0x30: dd ff ff ff ff ff ff ff ff ff ff ff ff ff ff
Address 0x40: ff ff ff ff 01 49 50 4d 59 41 34 45 4a 52 41 4d
Address 0x50: 58 32 30 31 30 2d 43 52 41 46 54 2d 53 00 00 00
Address 0x60: 00 00 00 00 00 00 41 00 00 ff ff ff ff ff ff ff
Address 0x70: ff ff ff 93 ff ff ff ff ff ff ff ff ff ff ff ff
PSM 0          REV 01   740-050037   1EDB321015C   DC 52V Power Supply
Module
Jedec Code:    0x7fb0          EEPROM Version:  0x02
P/N:           740-050037      S/N:             1EDB321015C
Assembly ID:   0x0478          Assembly Version: 01.01
Date:          05-28-2013      Assembly Flags:   0x00
Version:       REV 01          CLEI Code:        IPUPAKRKAA
ID: DC 52V Power Supply Module FRU Model Number: MX2000-PSM-DC-S
Board Information Record:
Address 0x00: ff ff ff ff ff ff ff ff ff ff ff ff ff ff ff
I2C Hex Data:
Address 0x00: 7f b0 02 ff 04 78 01 01 52 45 56 20 30 31 00 00
Address 0x10: 00 00 00 00 37 34 30 2d 30 35 30 30 33 37 00 00
Address 0x20: 31 45 44 42 33 32 31 30 31 35 43 00 00 1c 05 07
Address 0x30: dd ff ff ff ff ff ff ff ff ff ff ff ff ff ff
Address 0x40: ff ff ff ff 01 49 50 55 50 41 4b 52 4b 41 41 4d
Address 0x50: 58 32 30 30 30 2d 50 53 4d 2d 44 43 2d 53 00 00
Address 0x60: 00 00 00 00 00 00 31 30 31 ff ff ff ff ff ff ff
Address 0x70: ff ff ff 2a 00 00 00 00 00 00 00 00 00 00 00 00
PSM 1          REV 01   740-050037   1EDB321015J   DC 52V Power Supply
Module
Jedec Code:    0x7fb0          EEPROM Version:  0x02
P/N:           740-050037      S/N:             1EDB321015J
Assembly ID:   0x0478          Assembly Version: 01.01
Date:          05-28-2013      Assembly Flags:   0x00
Version:       REV 01          CLEI Code:        IPUPAKRKAA
ID: DC 52V Power Supply Module FRU Model Number: MX2000-PSM-DC-S
Board Information Record:
Address 0x00: ff ff ff ff ff ff ff ff ff ff ff ff ff ff ff
I2C Hex Data:
Address 0x00: 7f b0 02 ff 04 78 01 01 52 45 56 20 30 31 00 00
Address 0x10: 00 00 00 00 37 34 30 2d 30 35 30 30 33 37 00 00
Address 0x20: 31 45 44 42 33 32 31 30 31 35 4a 00 00 1c 05 07
Address 0x30: dd ff ff ff ff ff ff ff ff ff ff ff ff ff ff
Address 0x40: ff ff ff ff 01 49 50 55 50 41 4b 52 4b 41 41 4d
Address 0x50: 58 32 30 30 30 2d 50 53 4d 2d 44 43 2d 53 00 00
Address 0x60: 00 00 00 00 00 00 31 30 31 ff ff ff ff ff ff ff
Address 0x70: ff ff ff 2a 00 00 00 00 00 00 00 00 00 00 00 00
PSM 2          REV 01   740-050037   1EDB32000K8   DC 52V Power Supply
Module
Jedec Code:    0x7fb0          EEPROM Version:  0x02
P/N:           740-050037      S/N:             1EDB32000K8
Assembly ID:   0x0478          Assembly Version: 01.01
Date:          05-23-2013      Assembly Flags:   0x00
Version:       REV 01          CLEI Code:        IPUPAKRKAA
ID: DC 52V Power Supply Module FRU Model Number: MX2000-PSM-DC-S
Board Information Record:
Address 0x00: ff ff ff ff ff ff ff ff ff ff ff ff ff ff ff
I2C Hex Data:
Address 0x00: 7f b0 02 ff 04 78 01 01 52 45 56 20 30 31 00 00
Address 0x10: 00 00 00 00 37 34 30 2d 30 35 30 30 33 37 00 00

```

```

Address 0x20: 31 45 44 42 33 32 30 30 30 4b 38 00 00 17 05 07
Address 0x30: dd ff ff ff ff ff ff ff ff ff ff ff ff ff ff
Address 0x40: ff ff ff ff 01 49 50 55 50 41 4b 52 4b 41 41 4d
Address 0x50: 58 32 30 30 30 2d 50 53 4d 2d 44 43 2d 53 00 00
Address 0x60: 00 00 00 00 00 00 31 30 31 ff ff ff ff ff ff
Address 0x70: ff ff ff 2a 00 00 00 00 00 00 00 00 00 00 00
PSM 3          REV 01   740-050037   1EDB32101JW   DC 52V Power Supply
Module
Jedec Code:    0x7fb0          EEPROM Version: 0x02
P/N:           740-050037      S/N:           1EDB32101JW
Assembly ID:   0x0478         Assembly Version: 01.01
Date:          05-30-2013      Assembly Flags: 0x00
Version:       REV 01         CLEI Code:     IPUPAKRKAA
ID: DC 52V Power Supply Module FRU Model Number: MX2000-PSM-DC-S
Board Information Record:
Address 0x00: ff ff ff ff ff ff ff ff ff ff ff ff ff ff ff
I2C Hex Data:
Address 0x00: 7f b0 02 ff 04 78 01 01 52 45 56 20 30 31 00 00
Address 0x10: 00 00 00 00 37 34 30 2d 30 35 30 30 33 37 00 00
Address 0x20: 31 45 44 42 33 32 31 30 31 4a 57 00 00 1e 05 07
Address 0x30: dd ff ff ff ff ff ff ff ff ff ff ff ff ff ff
Address 0x40: ff ff ff ff 01 49 50 55 50 41 4b 52 4b 41 41 4d
Address 0x50: 58 32 30 30 30 2d 50 53 4d 2d 44 43 2d 53 00 00
Address 0x60: 00 00 00 00 00 00 31 30 31 ff ff ff ff ff ff
Address 0x70: ff ff ff 2a 00 00 00 00 00 00 00 00 00 00 00
PSM 4          REV 01   740-050037   1EDB321015G   DC 52V Power Supply
Module
Jedec Code:    0x7fb0          EEPROM Version: 0x02
P/N:           740-050037      S/N:           1EDB321015G
Assembly ID:   0x0478         Assembly Version: 01.01
Date:          05-28-2013      Assembly Flags: 0x00
Version:       REV 01         CLEI Code:     IPUPAKRKAA
ID: DC 52V Power Supply Module FRU Model Number: MX2000-PSM-DC-S
Board Information Record:
Address 0x00: ff ff ff ff ff ff ff ff ff ff ff ff ff ff ff
I2C Hex Data:
Address 0x00: 7f b0 02 ff 04 78 01 01 52 45 56 20 30 31 00 00
Address 0x10: 00 00 00 00 37 34 30 2d 30 35 30 30 33 37 00 00
Address 0x20: 31 45 44 42 33 32 31 30 31 35 47 00 00 1c 05 07
Address 0x30: dd ff ff ff ff ff ff ff ff ff ff ff ff ff ff
Address 0x40: ff ff ff ff 01 49 50 55 50 41 4b 52 4b 41 41 4d
Address 0x50: 58 32 30 30 30 2d 50 53 4d 2d 44 43 2d 53 00 00
Address 0x60: 00 00 00 00 00 00 31 30 31 ff ff ff ff ff ff
Address 0x70: ff ff ff 2a 00 00 00 00 00 00 00 00 00 00 00
PSM 5          REV 01   740-050037   1EDB32101HH   DC 52V Power Supply
Module
Jedec Code:    0x7fb0          EEPROM Version: 0x02
P/N:           740-050037      S/N:           1EDB32101HH
Assembly ID:   0x0478         Assembly Version: 01.01
Date:          05-30-2013      Assembly Flags: 0x00
Version:       REV 01         CLEI Code:     IPUPAKRKAA
ID: DC 52V Power Supply Module FRU Model Number: MX2000-PSM-DC-S
Board Information Record:
Address 0x00: ff ff ff ff ff ff ff ff ff ff ff ff ff ff ff
I2C Hex Data:
Address 0x00: 7f b0 02 ff 04 78 01 01 52 45 56 20 30 31 00 00
Address 0x10: 00 00 00 00 37 34 30 2d 30 35 30 30 33 37 00 00
Address 0x20: 31 45 44 42 33 32 31 30 31 48 48 00 00 1e 05 07
Address 0x30: dd ff ff ff ff ff ff ff ff ff ff ff ff ff ff
Address 0x40: ff ff ff ff 01 49 50 55 50 41 4b 52 4b 41 41 4d
Address 0x50: 58 32 30 30 30 2d 50 53 4d 2d 44 43 2d 53 00 00

```

```

Address 0x60: 00 00 00 00 00 00 31 30 31 ff ff ff ff ff ff ff
Address 0x70: ff ff ff 2a 00 00 00 00 00 00 00 00 00 00 00 00
PSM 6          REV 01   740-050037   1EDB32101HD   DC 52V Power Supply
Module
Jedec Code:    0x7fb0          EEPROM Version: 0x02
P/N:           740-050037      S/N:           1EDB32101HD
Assembly ID:   0x0478          Assembly Version: 01.01
Date:          05-30-2013      Assembly Flags: 0x00
Version:       REV 01          CLEI Code:     IPUPAKRKAA
ID: DC 52V Power Supply Module FRU Model Number: MX2000-PSM-DC-S
Board Information Record:
Address 0x00: ff ff ff ff ff ff ff ff ff ff ff ff ff ff ff ff
I2C Hex Data:
Address 0x00: 7f b0 02 ff 04 78 01 01 52 45 56 20 30 31 00 00
Address 0x10: 00 00 00 00 37 34 30 2d 30 35 30 30 33 37 00 00
Address 0x20: 31 45 44 42 33 32 31 30 31 48 44 00 00 1e 05 07
Address 0x30: dd ff ff ff ff ff ff ff ff ff ff ff ff ff ff ff
Address 0x40: ff ff ff ff 01 49 50 55 50 41 4b 52 4b 41 41 4d
Address 0x50: 58 32 30 30 30 2d 50 53 4d 2d 44 43 2d 53 00 00
Address 0x60: 00 00 00 00 00 00 31 30 31 ff ff ff ff ff ff ff
Address 0x70: ff ff ff 2a 00 00 00 00 00 00 00 00 00 00 00 00
PSM 7          REV 01   740-050037   1EDB321015F   DC 52V Power Supply
Module
Jedec Code:    0x7fb0          EEPROM Version: 0x02
P/N:           740-050037      S/N:           1EDB321015F
Assembly ID:   0x0478          Assembly Version: 01.01
Date:          05-28-2013      Assembly Flags: 0x00
Version:       REV 01          CLEI Code:     IPUPAKRKAA
ID: DC 52V Power Supply Module FRU Model Number: MX2000-PSM-DC-S
Board Information Record:
Address 0x00: ff ff ff ff ff ff ff ff ff ff ff ff ff ff ff ff
I2C Hex Data:
Address 0x00: 7f b0 02 ff 04 78 01 01 52 45 56 20 30 31 00 00
Address 0x10: 00 00 00 00 37 34 30 2d 30 35 30 30 33 37 00 00
Address 0x20: 31 45 44 42 33 32 31 30 31 35 46 00 00 1c 05 07
Address 0x30: dd ff ff ff ff ff ff ff ff ff ff ff ff ff ff ff
Address 0x40: ff ff ff ff 01 49 50 55 50 41 4b 52 4b 41 41 4d
Address 0x50: 58 32 30 30 30 2d 50 53 4d 2d 44 43 2d 53 00 00
Address 0x60: 00 00 00 00 00 00 31 30 31 ff ff ff ff ff ff ff
Address 0x70: ff ff ff 2a 00 00 00 00 00 00 00 00 00 00 00 00
PSM 8          REV 01   740-050037   1EDB321015B   DC 52V Power Supply
Module
Jedec Code:    0x7fb0          EEPROM Version: 0x02
P/N:           740-050037      S/N:           1EDB321015B
Assembly ID:   0x0478          Assembly Version: 01.01
Date:          05-28-2013      Assembly Flags: 0x00
Version:       REV 01          CLEI Code:     IPUPAKRKAA
ID: DC 52V Power Supply Module FRU Model Number: MX2000-PSM-DC-S
Board Information Record:
Address 0x00: ff ff ff ff ff ff ff ff ff ff ff ff ff ff ff ff
I2C Hex Data:
Address 0x00: 7f b0 02 ff 04 78 01 01 52 45 56 20 30 31 00 00
Address 0x10: 00 00 00 00 37 34 30 2d 30 35 30 30 33 37 00 00
Address 0x20: 31 45 44 42 33 32 31 30 31 35 42 00 00 1c 05 07
Address 0x30: dd ff ff ff ff ff ff ff ff ff ff ff ff ff ff ff
Address 0x40: ff ff ff ff 01 49 50 55 50 41 4b 52 4b 41 41 4d
Address 0x50: 58 32 30 30 30 2d 50 53 4d 2d 44 43 2d 53 00 00
Address 0x60: 00 00 00 00 00 00 31 30 31 ff ff ff ff ff ff ff
Address 0x70: ff ff ff 2a 00 00 00 00 00 00 00 00 00 00 00 00
PDM 0          REV 03   740-045234   1EFA3220433   DC Power Dist Module
Jedec Code:    0x7fb0          EEPROM Version: 0x02

```

```

P/N:          740-045234      S/N:          1EFA3220433
Assembly ID:  0x047b         Assembly Version: 01.03
Date:         05-30-2013     Assembly Flags:  0x00
Version:      REV 03         CLEI Code:      IPUPAJSKAA
ID: DC Power Dist Module     FRU Model Number: MX2000-PDM-DC-S
Board Information Record:
Address 0x00: ff ff ff ff ff ff ff ff ff ff ff ff ff ff ff
I2C Hex Data:
Address 0x00: 7f b0 02 ff 04 7b 01 03 52 45 56 20 30 33 00 00
Address 0x10: 00 00 00 00 37 34 30 2d 30 34 35 32 33 34 00 00
Address 0x20: 31 45 46 41 33 32 32 30 34 33 33 00 00 1e 05 07
Address 0x30: dd ff ff ff ff ff ff ff ff ff ff ff ff ff ff
Address 0x40: ff ff ff ff 01 49 50 55 50 41 4a 53 4b 41 41 4d
Address 0x50: 58 32 30 30 30 2d 50 44 4d 2d 44 43 2d 53 00 00
Address 0x60: 00 00 00 00 00 00 31 30 33 ff ff ff ff ff ff ff
Address 0x70: ff ff ff 1d 00 00 00 00 00 00 00 00 00 00 00 00
PDM 1          REV 03      740-045234      1EFA3220425      DC Power Dist Module
Jedec Code:    0x7fb0      EEPROM Version: 0x02
P/N:          740-045234      S/N:          1EFA3220425
Assembly ID:  0x047b         Assembly Version: 01.03
Date:         05-30-2013     Assembly Flags:  0x00
Version:      REV 03         CLEI Code:      IPUPAJSKAA
ID: DC Power Dist Module     FRU Model Number: MX2000-PDM-DC-S
Board Information Record:
Address 0x00: ff ff ff ff ff ff ff ff ff ff ff ff ff ff ff
..

```

#### show chassis hardware (MX2020 Router)

```

user@host > show chassis hardware
Hardware inventory:
Item          Version  Part number  Serial number  Description
Chassis                               JN11E2227AFJ  MX2020
Midplane      REV 27   750-040240   ABAB9384      Lower Power Midplane
Midplane 1    REV 04   711-032386   ABAB9386      Upper Backplane
PMP 1         REV 05   711-032428   ACAJ1579      Upper Power Midplane
PMP 0         REV 04   711-032426   ACAJ1524      Lower Power Midplane
FPM Board     REV 06   760-040242   ABBT8837      Front Panel Display
PSM 0         REV 01   740-045050   1E022240056   DC 52V Power Supply
Module
PSM 1         REV 01   740-045050   1E022240054   DC 52V Power Supply
Module
PSM 2         REV 01   740-045050   1E02224005H   DC 52V Power Supply
Module
PSM 3         REV 01   740-045050   1E022240053   DC 52V Power Supply
Module
PSM 4         REV 01   740-045050   1E02224004K   DC 52V Power Supply
Module
PSM 7         REV 01   740-045050   1E02224006W   DC 52V Power Supply
Module
PSM 8         REV 01   740-045050   1E022240062   DC 52V Power Supply
Module
PSM 9         REV 01   740-045050   1E02224005B   DC 52V Power Supply
Module
PSM 10        REV 01   740-045050   1E02224005A   DC 52V Power Supply
Module
PSM 11        REV 01   740-045050   1E022240052   DC 52V Power Supply
Module
PSM 12        REV 01   740-045050   1E022240051   DC 52V Power Supply
Module
PSM 13        REV 01   740-045050   1E022240058   DC 52V Power Supply

```

Module				
PSM 14	REV 01	740-045050	1E02224004L	DC 52V Power Supply
Module				
PSM 15	REV 01	740-045050	1E02224005M	DC 52V Power Supply
Module				
PSM 16	REV 01	740-045050	1E02224006S	DC 52V Power Supply
Module				
PSM 17	REV 01	740-045050	1E02224005Z	DC 52V Power Supply
Module				
PDM 0	REV 01	740-045234	1E012150033	DC Power Dist Module
PDM 1	REV 01	740-045234	1E012150027	DC Power Dist Module
PDM 2	REV 01	740-045234	1E012150028	DC Power Dist Module
PDM 3	REV 01	740-045234	1E012150045	DC Power Dist Module
Routing Engine 0	REV 02	740-041821	9009089704	RE-S-1800x4
Routing Engine 1	REV 02	740-041821	9009094138	RE-S-1800x4
CB 0	REV 14	750-040257	CAAF8430	Control Board
CB 1	REV 08	750-040257	CAAB3482	Control Board
SPMB 0	REV 01	711-041855	ZS2290	PMB Board
SPMB 1	REV 02	711-041855	CAAA6141	PMB Board
SFB 0	REV 03	711-044466	ABBV6789	Switch Fabric Board
SFB 1	REV 05	711-044466	ABBX5666	Switch Fabric Board
SFB 2	REV 05	711-044466	ABBX5678	Switch Fabric Board
SFB 3	REV 05	711-044466	ABBX5687	Switch Fabric Board
SFB 4	REV 05	711-044466	ABBX5609	Switch Fabric Board
SFB 5	REV 05	711-044466	ABBX5675	Switch Fabric Board
SFB 6	REV 03	711-044466	ABBV6805	Switch Fabric Board
SFB 7	REV 05	711-044466	ABBX5701	Switch Fabric Board
FPC 0	REV 30	750-028467	ABBN0284	MPC 3D 16x 10GE
CPU	REV 10	711-029089	ABBN0507	AMPC PMB
PIC 0		BUILTIN	BUILTIN	4x 10GE(LAN) SFP+
Xcvr 0	REV 01	740-030658	B11E00990	SFP+-10G-USR
Xcvr 1	REV 01	740-030658	B11E04357	SFP+-10G-USR
Xcvr 2	REV 01	740-030658	B11F01327	SFP+-10G-USR
Xcvr 3	REV 01	740-030658	B11E04375	SFP+-10G-USR
PIC 1		BUILTIN	BUILTIN	4x 10GE(LAN) SFP+
Xcvr 0	REV 01	740-030658	B11E02760	SFP+-10G-USR
Xcvr 1	REV 01	740-030658	B11E02904	SFP+-10G-USR
Xcvr 2	REV 01	740-030658	B11E03963	SFP+-10G-USR
Xcvr 3	REV 01	740-030658	B11E00756	SFP+-10G-USR
PIC 2		BUILTIN	BUILTIN	4x 10GE(LAN) SFP+
Xcvr 0	REV 01	740-030658	B11E04418	SFP+-10G-USR
Xcvr 1	REV 01	740-030658	B11E01077	SFP+-10G-USR
Xcvr 2	REV 01	740-030658	B11E01128	SFP+-10G-USR
Xcvr 3	REV 01	740-030658	B11F01253	SFP+-10G-USR
PIC 3		BUILTIN	BUILTIN	4x 10GE(LAN) SFP+
Xcvr 0	REV 01	740-030658	B11E01140	SFP+-10G-USR
Xcvr 1	REV 01	740-030658	B11F01626	SFP+-10G-USR
Xcvr 2	REV 01	740-030658	B11E01075	SFP+-10G-USR
Xcvr 3	REV 01	740-030658	B11E01177	SFP+-10G-USR
FPC 1	REV 30	750-028467	ABBN0208	MPC 3D 16x 10GE
CPU	REV 10	711-029089	ABBJ1084	AMPC PMB
PIC 0		BUILTIN	BUILTIN	4x 10GE(LAN) SFP+
Xcvr 0	REV 01	740-030658	B11E04745	SFP+-10G-USR
Xcvr 1	REV 01	740-030658	B11F01570	SFP+-10G-USR
Xcvr 2	REV 01	740-030658	B11E04388	SFP+-10G-USR
Xcvr 3	REV 01	740-030658	B11F01439	SFP+-10G-USR
PIC 1		BUILTIN	BUILTIN	4x 10GE(LAN) SFP+
Xcvr 0	REV 01	740-030658	B11E04739	SFP+-10G-USR
Xcvr 1	REV 01	740-030658	B11F01869	SFP+-10G-USR
Xcvr 2	REV 01	740-030658	B11F01675	SFP+-10G-USR
Xcvr 3	REV 01	740-030658	B11F01901	SFP+-10G-USR

PIC 2			BUILTIN	BUILTIN	4x 10GE(LAN) SFP+
Xcvr 0	REV 01	740-030658	B11F01346	SFP+-10G-USR	
Xcvr 1	REV 01	740-030658	B11F01288	SFP+-10G-USR	
Xcvr 2	REV 01	740-030658	B11F01824	SFP+-10G-USR	
Xcvr 3	REV 01	740-030658	B11E04312	SFP+-10G-USR	
PIC 3			BUILTIN	BUILTIN	4x 10GE(LAN) SFP+
Xcvr 0	REV 01	740-030658	B11E02811	SFP+-10G-USR	
Xcvr 1	REV 01	740-030658	B11E03847	SFP+-10G-USR	
Xcvr 2	REV 01	740-030658	B11F01495	SFP+-10G-USR	
Xcvr 3	REV 01	740-030658	B11F01265	SFP+-10G-USR	
FPC 2	REV 30	750-028467	ZM5111	MPC 3D 16x 10GE	
CPU	REV 10	711-029089	ZP6607	AMPC PMB	
PIC 0			BUILTIN	BUILTIN	4x 10GE(LAN) SFP+
Xcvr 0	REV 01	740-031980	AK80LJA	SFP+-10G-SR	
Xcvr 1	REV 01	740-031980	AK80MFZ	SFP+-10G-SR	
Xcvr 2	REV 01	740-031980	AK80NKL	SFP+-10G-SR	
Xcvr 3	REV 01	740-031980	AK80KF4	SFP+-10G-SR	
PIC 1			BUILTIN	BUILTIN	4x 10GE(LAN) SFP+
Xcvr 0	REV 01	740-031980	AK80FBJ	SFP+-10G-SR	
Xcvr 1	REV 01	740-031980	AK80MM2	SFP+-10G-SR	
Xcvr 2	REV 01	740-031980	AK80LJV	SFP+-10G-SR	
Xcvr 3	REV 01	740-031980	AK80NXV	SFP+-10G-SR	
PIC 2			BUILTIN	BUILTIN	4x 10GE(LAN) SFP+
Xcvr 0	REV 01	740-031980	AK80N1H	SFP+-10G-SR	
Xcvr 1	REV 01	740-031980	AK80NLS	SFP+-10G-SR	
Xcvr 2	REV 01	740-031980	AK80FL5	SFP+-10G-SR	
Xcvr 3	REV 01	740-031980	AK80NL9	SFP+-10G-SR	
PIC 3			BUILTIN	BUILTIN	4x 10GE(LAN) SFP+
Xcvr 0	REV 01	740-031980	AK80NG2	SFP+-10G-SR	
Xcvr 1	REV 01	740-031980	AK80KDU	SFP+-10G-SR	
Xcvr 2	REV 01	740-031980	AK80MG1	SFP+-10G-SR	
Xcvr 3	REV 01	740-031980	AK80MM0	SFP+-10G-SR	
FPC 3	REV 30	750-028467	ABBNO302	MPC 3D 16x 10GE	
CPU	REV 10	711-029089	ABBNO495	AMPC PMB	
PIC 0			BUILTIN	BUILTIN	4x 10GE(LAN) SFP+
Xcvr 0	REV 01	740-030658	B11F01581	SFP+-10G-USR	
Xcvr 1	REV 01	740-030658	B11E01176	SFP+-10G-USR	
Xcvr 2	REV 01	740-030658	B11F01251	SFP+-10G-USR	
Xcvr 3	REV 01	740-030658	B11E02752	SFP+-10G-USR	
PIC 1			BUILTIN	BUILTIN	4x 10GE(LAN) SFP+
Xcvr 0	REV 01	740-030658	B11E00786	SFP+-10G-USR	
Xcvr 1	REV 01	740-030658	B11E01020	SFP+-10G-USR	
Xcvr 2	REV 01	740-030658	B11E01023	SFP+-10G-USR	
Xcvr 3	REV 01	740-030658	B11E02819	SFP+-10G-USR	
PIC 2			BUILTIN	BUILTIN	4x 10GE(LAN) SFP+
Xcvr 0	REV 01	740-030658	B11E02812	SFP+-10G-USR	
Xcvr 1	REV 01	740-030658	B11D04437	SFP+-10G-USR	
Xcvr 2	REV 01	740-030658	B11F01279	SFP+-10G-USR	
Xcvr 3	REV 01	740-030658	B11F01333	SFP+-10G-USR	
PIC 3			BUILTIN	BUILTIN	4x 10GE(LAN) SFP+
Xcvr 0	REV 01	740-030658	B11E00978	SFP+-10G-USR	
Xcvr 1	REV 01	740-030658	B11E01018	SFP+-10G-USR	
Xcvr 2	REV 01	740-030658	B11F01784	SFP+-10G-USR	
Xcvr 3	REV 01	740-031980	AK80NKP	SFP+-10G-SR	
FPC 4	REV 30	750-028467	ABBNO308	MPC 3D 16x 10GE	
CPU	REV 10	711-029089	ABBJ1095	AMPC PMB	
PIC 0			BUILTIN	BUILTIN	4x 10GE(LAN) SFP+
Xcvr 0	REV 01	740-030658	B11E04305	SFP+-10G-USR	
Xcvr 1	REV 01	740-030658	B11E01147	SFP+-10G-USR	
Xcvr 2	REV 01	740-030658	B11E01195	SFP+-10G-USR	
Xcvr 3	REV 01	740-030658	B11F01743	SFP+-10G-USR	

PIC 1		BUILTIN	BUILTIN	4x 10GE(LAN) SFP+
Xcvr 0	REV 01	740-030658	B11F01892	SFP+-10G-USR
Xcvr 1	REV 01	740-030658	B11E02880	SFP+-10G-USR
Xcvr 2	REV 01	740-030658	B11E00725	SFP+-10G-USR
Xcvr 3	REV 01	740-030658	B11E01057	SFP+-10G-USR
PIC 2		BUILTIN	BUILTIN	4x 10GE(LAN) SFP+
Xcvr 0	REV 01	740-030658	B11E02816	SFP+-10G-USR
Xcvr 1	REV 01	740-030658	B11C04501	SFP+-10G-USR
Xcvr 2	REV 01	740-030658	B11E02764	SFP+-10G-USR
Xcvr 3	REV 01	740-030658	B11E00789	SFP+-10G-USR
PIC 3		BUILTIN	BUILTIN	4x 10GE(LAN) SFP+
Xcvr 0	REV 01	740-030658	B11F01250	SFP+-10G-USR
Xcvr 1	REV 01	740-030658	B11E02847	SFP+-10G-USR
Xcvr 2	REV 01	740-030658	B11E00787	SFP+-10G-USR
Xcvr 3	REV 01	740-030658	B11E03803	SFP+-10G-USR
FPC 5	REV 30	750-028467	ABBN0316	MPC 3D 16x 10GE
CPU	REV 10	711-029089	ABBJ1082	AMPC PMB
PIC 0		BUILTIN	BUILTIN	4x 10GE(LAN) SFP+
Xcvr 0	REV 01	740-031980	B11K00523	SFP+-10G-SR
Xcvr 1	REV 01	740-031980	B11K01848	SFP+-10G-SR
Xcvr 2	REV 01	740-031980	B11K01865	SFP+-10G-SR
Xcvr 3	REV 01	740-031980	B11K00540	SFP+-10G-SR
PIC 1		BUILTIN	BUILTIN	4x 10GE(LAN) SFP+
Xcvr 0	REV 01	740-031980	B11K00422	SFP+-10G-SR
Xcvr 1	REV 01	740-031980	B11K00428	SFP+-10G-SR
Xcvr 2	REV 01	740-031980	B11K00423	SFP+-10G-SR
Xcvr 3	REV 01	740-031980	B11K01855	SFP+-10G-SR
PIC 2		BUILTIN	BUILTIN	4x 10GE(LAN) SFP+
Xcvr 0	REV 01	740-031980	B11K01847	SFP+-10G-SR
Xcvr 1	REV 01	740-031980	B11K00526	SFP+-10G-SR
Xcvr 2	REV 01	740-031980	B11K00529	SFP+-10G-SR
Xcvr 3	REV 01	740-031980	B11K00525	SFP+-10G-SR
PIC 3		BUILTIN	BUILTIN	4x 10GE(LAN) SFP+
Xcvr 0	REV 01	740-031980	B11K00425	SFP+-10G-SR
Xcvr 1	REV 01	740-031980	B11K00530	SFP+-10G-SR
Xcvr 2	REV 01	740-031980	B11K01851	SFP+-10G-SR
Xcvr 3	REV 01	740-031980	B11K00528	SFP+-10G-SR
FPC 6	REV 32	750-028467	ABBN6832	MPC 3D 16x 10GE
CPU	REV 10	711-029089	ABBK6534	AMPC PMB
PIC 0		BUILTIN	BUILTIN	4x 10GE(LAN) SFP+
Xcvr 0	REV 01	740-031980	AK80MB4	SFP+-10G-SR
Xcvr 1	REV 01	740-031980	AK80FQ6	SFP+-10G-SR
Xcvr 2	REV 01	740-031980	AK80N1F	SFP+-10G-SR
Xcvr 3	REV 01	740-031980	AK80NLQ	SFP+-10G-SR
PIC 1		BUILTIN	BUILTIN	4x 10GE(LAN) SFP+
Xcvr 0	REV 01	740-031980	AK80KDR	SFP+-10G-SR
Xcvr 1	REV 01	740-031980	AK80FGJ	SFP+-10G-SR
Xcvr 2	REV 01	740-031980	AK80N5G	SFP+-10G-SR
Xcvr 3	REV 01	740-031980	AK80KD8	SFP+-10G-SR
PIC 2		BUILTIN	BUILTIN	4x 10GE(LAN) SFP+
Xcvr 0	REV 01	740-031980	AK80LET	SFP+-10G-SR
Xcvr 1	REV 01	740-031980	AK80N1X	SFP+-10G-SR
Xcvr 2	REV 01	740-031980	AK80NRF	SFP+-10G-SR
Xcvr 3	REV 01	740-031980	AK80NL2	SFP+-10G-SR
PIC 3		BUILTIN	BUILTIN	4x 10GE(LAN) SFP+
Xcvr 0	REV 01	740-031980	AK80N3D	SFP+-10G-SR
Xcvr 1	REV 01	740-031980	AK80MRB	SFP+-10G-SR
Xcvr 2	REV 01	740-031980	AK80LEQ	SFP+-10G-SR
Xcvr 3	REV 01	740-031980	AK80LER	SFP+-10G-SR
FPC 7	REV 32	750-028467	ABBN6811	MPC 3D 16x 10GE
CPU	REV 10	711-029089	ABBN7288	AMPC PMB

PIC 0		BUILTIN	BUILTIN	4x 10GE(LAN) SFP+
Xcvr 0	REV 01	740-031980	AK80NK8	SFP+-10G-SR
Xcvr 1	REV 01	740-031980	AK80LJG	SFP+-10G-SR
Xcvr 2	REV 01	740-031980	AK80LBU	SFP+-10G-SR
Xcvr 3	REV 01	740-031980	AK80N21	SFP+-10G-SR
PIC 1		BUILTIN	BUILTIN	4x 10GE(LAN) SFP+
Xcvr 0	REV 01	740-031980	AK80LEU	SFP+-10G-SR
Xcvr 1	REV 01	740-031980	AK80NLM	SFP+-10G-SR
Xcvr 2	REV 01	740-031980	AK80NL6	SFP+-10G-SR
Xcvr 3	REV 01	740-031980	AK80LES	SFP+-10G-SR
PIC 2		BUILTIN	BUILTIN	4x 10GE(LAN) SFP+
Xcvr 0	REV 01	740-031980	AK80LEN	SFP+-10G-SR
Xcvr 1	REV 01	740-031980	AK80ME0	SFP+-10G-SR
Xcvr 2	REV 01	740-031980	AK80LMG	SFP+-10G-SR
Xcvr 3	REV 01	740-031980	AK80MM1	SFP+-10G-SR
PIC 3		BUILTIN	BUILTIN	4x 10GE(LAN) SFP+
Xcvr 0	REV 01	740-031980	AK80MG7	SFP+-10G-SR
Xcvr 1	REV 01	740-031980	AK80KF9	SFP+-10G-SR
Xcvr 2	REV 01	740-031980	AK80NRQ	SFP+-10G-SR
Xcvr 3	REV 01	740-031980	AK80NLE	SFP+-10G-SR
FPC 8	REV 23	750-028467	YN2977	MPC 3D 16x 10GE
CPU	REV 10	711-029089	YP1856	AMPC PMB
PIC 0		BUILTIN	BUILTIN	4x 10GE(LAN) SFP+
Xcvr 0	REV 01	740-031980	183363A00875	SFP+-10G-SR
Xcvr 1	REV 01	740-031980	183363A00851	SFP+-10G-SR
Xcvr 2	REV 01	740-031980	183363A00772	SFP+-10G-SR
Xcvr 3	REV 01	740-031980	183363A00882	SFP+-10G-SR
PIC 1		BUILTIN	BUILTIN	4x 10GE(LAN) SFP+
Xcvr 0	REV 01	740-031980	183363A00735	SFP+-10G-SR
Xcvr 1	REV 01	740-031980	183363A00169	SFP+-10G-SR
Xcvr 2	REV 01	740-031980	183363A00726	SFP+-10G-SR
Xcvr 3	REV 01	740-031980	183363A00077	SFP+-10G-SR
PIC 2		BUILTIN	BUILTIN	4x 10GE(LAN) SFP+
Xcvr 0	REV 01	740-031980	183363A00168	SFP+-10G-SR
Xcvr 1	REV 01	740-031980	183363A00676	SFP+-10G-SR
Xcvr 2	REV 01	740-031980	183363A00732	SFP+-10G-SR
Xcvr 3	REV 01	740-031980	183363A00091	SFP+-10G-SR
PIC 3		BUILTIN	BUILTIN	4x 10GE(LAN) SFP+
Xcvr 0	REV 01	740-031980	183363A00725	SFP+-10G-SR
Xcvr 1	REV 01	740-031980	183363A00642	SFP+-10G-SR
Xcvr 2	REV 01	740-031980	183363A00871	SFP+-10G-SR
Xcvr 3	REV 01	740-031980	183363A00853	SFP+-10G-SR
FPC 9	REV 32	750-028467	ABBN6798	MPC 3D 16x 10GE
CPU	REV 10	711-029089	ABBK6556	AMPC PMB
PIC 0		BUILTIN	BUILTIN	4x 10GE(LAN) SFP+
Xcvr 0	REV 01	740-021308	9ZDZ06A00055	SFP+-10G-SR
Xcvr 1	REV 01	740-031980	183363A00239	SFP+-10G-SR
Xcvr 2	REV 01	740-021308	AD0915E003K	SFP+-10G-SR
Xcvr 3	REV 01	740-021308	AD0915E003A	SFP+-10G-SR
PIC 1		BUILTIN	BUILTIN	4x 10GE(LAN) SFP+
Xcvr 0	REV 01	740-031980	AK80MRC	SFP+-10G-SR
Xcvr 1	REV 01	740-031980	AK80NL5	SFP+-10G-SR
Xcvr 2	REV 01	740-031980	AK80NKN	SFP+-10G-SR
Xcvr 3	REV 01	740-031980	AK80N3U	SFP+-10G-SR
PIC 2		BUILTIN	BUILTIN	4x 10GE(LAN) SFP+
Xcvr 0	REV 01	740-031980	AK80N1T	SFP+-10G-SR
Xcvr 1	REV 01	740-031980	AJ808DJ	SFP+-10G-SR
Xcvr 2	REV 01	740-031980	AK80NG4	SFP+-10G-SR
Xcvr 3	REV 01	740-031980	AK80FND	SFP+-10G-SR
PIC 3		BUILTIN	BUILTIN	4x 10GE(LAN) SFP+
Xcvr 0	REV 01	740-031980	AK80FKQ	SFP+-10G-SR

Xcvr 1	REV 01	740-031980	AK80NLT	SFP+-10G-SR
Xcvr 2	REV 01	740-031980	AK80NKR	SFP+-10G-SR
Xcvr 3	REV 01	740-031980	AK80LKM	SFP+-10G-SR
FPC 10	REV 32	750-028467	ABBN6813	MPC 3D 16x 10GE
CPU	REV 10	711-029089	ABBK6542	AMPC PMB
PIC 0		BUILTIN	BUILTIN	4x 10GE(LAN) SFP+
Xcvr 0	REV 01	740-031980	AK80NA3	SFP+-10G-SR
Xcvr 1	REV 01	740-031980	AK80NLF	SFP+-10G-SR
Xcvr 2	REV 01	740-031980	AK80MRH	SFP+-10G-SR
Xcvr 3	REV 01	740-031980	AK80KE4	SFP+-10G-SR
PIC 1		BUILTIN	BUILTIN	4x 10GE(LAN) SFP+
Xcvr 0	REV 01	740-021308	973152A00030	SFP+-10G-SR
Xcvr 1	REV 01	740-031980	AK80L9H	SFP+-10G-SR
Xcvr 2	REV 01	740-031980	AK80ME8	SFP+-10G-SR
Xcvr 3	REV 01	740-031980	AK80NLR	SFP+-10G-SR
PIC 2		BUILTIN	BUILTIN	4x 10GE(LAN) SFP+
Xcvr 0	REV 01	740-031980	AK80NG1	SFP+-10G-SR
Xcvr 1	REV 01	740-031980	AK80MCA	SFP+-10G-SR
Xcvr 2	REV 01	740-031980	AK80LFC	SFP+-10G-SR
Xcvr 3	REV 01	740-031980	AK80LEM	SFP+-10G-SR
PIC 3		BUILTIN	BUILTIN	4x 10GE(LAN) SFP+
Xcvr 0	REV 01	740-031980	AK80N9X	SFP+-10G-SR
Xcvr 1	REV 01	740-031980	AK80LAC	SFP+-10G-SR
Xcvr 2	REV 01	740-031980	AK80LF2	SFP+-10G-SR
Xcvr 3	REV 01	740-031980	AK80N8T	SFP+-10G-SR
FPC 11	REV 30	750-028467	ABBN0281	MPC 3D 16x 10GE
CPU	REV 10	711-029089	ABBN0526	AMPC PMB
PIC 0		BUILTIN	BUILTIN	4x 10GE(LAN) SFP+
Xcvr 0	REV 01	740-030658	B11F01326	SFP+-10G-USR
Xcvr 1	REV 01	740-030658	B11E03973	SFP+-10G-USR
Xcvr 2	REV 01	740-030658	B11E00950	SFP+-10G-USR
Xcvr 3	REV 01	740-030658	B11E00674	SFP+-10G-USR
PIC 1		BUILTIN	BUILTIN	4x 10GE(LAN) SFP+
Xcvr 0	REV 01	740-030658	B11E00775	SFP+-10G-USR
Xcvr 1	REV 01	740-030658	B11E04461	SFP+-10G-USR
Xcvr 2	REV 01	740-030658	B11E01074	SFP+-10G-USR
Xcvr 3	REV 01	740-030658	B11E02821	SFP+-10G-USR
PIC 2		BUILTIN	BUILTIN	4x 10GE(LAN) SFP+
Xcvr 0	REV 01	740-030658	B11E04501	SFP+-10G-USR
Xcvr 1	REV 01	740-030658	B11E00757	SFP+-10G-USR
Xcvr 2	REV 01	740-030658	B11F01623	SFP+-10G-USR
Xcvr 3	REV 01	740-030658	B11E01022	SFP+-10G-USR
PIC 3		BUILTIN	BUILTIN	4x 10GE(LAN) SFP+
Xcvr 0	REV 01	740-030658	B11E04359	SFP+-10G-USR
Xcvr 1	REV 01	740-030658	B11E02751	SFP+-10G-USR
Xcvr 2	REV 01	740-030658	B11E02736	SFP+-10G-USR
Xcvr 3	REV 01	740-030658	B11E01178	SFP+-10G-USR
FPC 12	REV 32	750-028467	ABBN6796	MPC 3D 16x 10GE
CPU	REV 10	711-029089	ABBN7259	AMPC PMB
PIC 0		BUILTIN	BUILTIN	4x 10GE(LAN) SFP+
Xcvr 0	REV 01	740-031980	B11K01856	SFP+-10G-SR
Xcvr 1	REV 01	740-031980	B11K01853	SFP+-10G-SR
Xcvr 2	REV 01	740-031980	B11K01863	SFP+-10G-SR
Xcvr 3	REV 01	740-031980	163363A02863	SFP+-10G-SR
PIC 1		BUILTIN	BUILTIN	4x 10GE(LAN) SFP+
Xcvr 0	REV 01	740-031980	163363A02668	SFP+-10G-SR
Xcvr 1	REV 01	740-031980	163363A02881	SFP+-10G-SR
Xcvr 2	REV 01	740-031980	163363A01671	SFP+-10G-SR
Xcvr 3	REV 01	740-031980	163363A02627	SFP+-10G-SR
PIC 2		BUILTIN	BUILTIN	4x 10GE(LAN) SFP+
Xcvr 0	REV 01	740-031980	163363A02725	SFP+-10G-SR

Xcvr 1	REV 01	740-031980	163363A02692	SFP+-10G-SR
Xcvr 2	REV 01	740-031980	163363A02730	SFP+-10G-SR
Xcvr 3	REV 01	740-031980	163363A03081	SFP+-10G-SR
PIC 3		BUILTIN	BUILTIN	4x 10GE(LAN) SFP+
Xcvr 0	REV 01	740-031980	163363A02736	SFP+-10G-SR
Xcvr 1	REV 01	740-031980	163363A02568	SFP+-10G-SR
Xcvr 2	REV 01	740-031980	163363A02747	SFP+-10G-SR
Xcvr 3	REV 01	740-031980	163363A02579	SFP+-10G-SR
FPC 13	REV 30	750-028467	ABBN0270	MPC 3D 16x 10GE
CPU	REV 10	711-029089	ABBJ0966	AMPC PMB
PIC 0		BUILTIN	BUILTIN	4x 10GE(LAN) SFP+
Xcvr 0	REV 01	740-031980	AK80NL1	SFP+-10G-SR
Xcvr 1	REV 01	740-031980	AK80NXW	SFP+-10G-SR
Xcvr 2	REV 01	740-031980	AK80KD2	SFP+-10G-SR
Xcvr 3	REV 01	740-031980	AK80FMD	SFP+-10G-SR
PIC 1		BUILTIN	BUILTIN	4x 10GE(LAN) SFP+
Xcvr 0	REV 01	740-031980	AK80NKQ	SFP+-10G-SR
Xcvr 1	REV 01	740-031980	AK80MGH	SFP+-10G-SR
Xcvr 2	REV 01	740-031980	AK80N38	SFP+-10G-SR
Xcvr 3	REV 01	740-031980	AK80NL7	SFP+-10G-SR
PIC 2		BUILTIN	BUILTIN	4x 10GE(LAN) SFP+
Xcvr 0	REV 01	740-031980	AK80LEL	SFP+-10G-SR
Xcvr 1	REV 01	740-031980	AK80NKD	SFP+-10G-SR
Xcvr 2	REV 01	740-031980	AK80KCY	SFP+-10G-SR
Xcvr 3	REV 01	740-031980	AK80LHK	SFP+-10G-SR
PIC 3		BUILTIN	BUILTIN	4x 10GE(LAN) SFP+
Xcvr 0	REV 01	740-031980	AK80M5J	SFP+-10G-SR
Xcvr 1	REV 01	740-031980	AK80MBE	SFP+-10G-SR
Xcvr 2	REV 01	740-031980	AK80NLG	SFP+-10G-SR
Xcvr 3	REV 01	740-031980	AK80LFH	SFP+-10G-SR
FPC 14	REV 32	750-028467	ABBN6790	MPC 3D 16x 10GE
CPU	REV 10	711-029089	ABBK6515	AMPC PMB
PIC 0		BUILTIN	BUILTIN	4x 10GE(LAN) SFP+
Xcvr 0	REV 01	740-031980	AK80LZM	SFP+-10G-SR
Xcvr 1	REV 01	740-031980	AK80MCC	SFP+-10G-SR
Xcvr 2	REV 01	740-031980	AK80KCM	SFP+-10G-SR
Xcvr 3	REV 01	740-031980	AK80KE0	SFP+-10G-SR
PIC 1		BUILTIN	BUILTIN	4x 10GE(LAN) SFP+
Xcvr 0	REV 01	740-021310	C10F99155	SFP+-10G-LRM
Xcvr 1	REV 01	740-021310	C10F99049	SFP+-10G-LRM
Xcvr 2	REV 01	740-021310	C10F99128	SFP+-10G-LRM
Xcvr 3	REV 01	740-021310	C10F99169	SFP+-10G-LRM
PIC 2		BUILTIN	BUILTIN	4x 10GE(LAN) SFP+
Xcvr 0	REV 01	740-031980	AK80LF3	SFP+-10G-SR
Xcvr 1	REV 01	740-031980	163363A02597	SFP+-10G-SR
Xcvr 2	REV 01	740-031980	163363A03060	SFP+-10G-SR
Xcvr 3	REV 01	740-031980	163363A03057	SFP+-10G-SR
PIC 3		BUILTIN	BUILTIN	4x 10GE(LAN) SFP+
Xcvr 0	REV 01	740-031980	AK80LEX	SFP+-10G-SR
Xcvr 1	REV 01	740-031980	AK80FEU	SFP+-10G-SR
Xcvr 2	REV 01	740-031980	AK80FNM	SFP+-10G-SR
Xcvr 3	REV 01	740-021308	AJQQQ5G	SFP+-10G-SR
FPC 15	REV 32	750-028467	ABBN6791	MPC 3D 16x 10GE
CPU	REV 10	711-029089	ABBN7289	AMPC PMB
PIC 0		BUILTIN	BUILTIN	4x 10GE(LAN) SFP+
Xcvr 0	REV 01	740-031980	B11K00424	SFP+-10G-SR
Xcvr 1	REV 01	740-031980	B11K01849	SFP+-10G-SR
Xcvr 2	REV 01	740-031980	B11K01862	SFP+-10G-SR
Xcvr 3	REV 01	740-031980	B11K01852	SFP+-10G-SR
PIC 1		BUILTIN	BUILTIN	4x 10GE(LAN) SFP+
Xcvr 0	REV 01	740-031980	B11K00427	SFP+-10G-SR

Xcvr 1	REV 01	740-031980	B11K00430	SFP+-10G-SR
Xcvr 2	REV 01	740-031980	B11K01854	SFP+-10G-SR
Xcvr 3	REV 01	740-031980	B11K00426	SFP+-10G-SR
PIC 2		BUILTIN	BUILTIN	4x 10GE(LAN) SFP+
Xcvr 0	REV 01	740-031980	B11K00429	SFP+-10G-SR
Xcvr 1	REV 01	740-031980	B11K01864	SFP+-10G-SR
Xcvr 2	REV 01	740-031980	B11K01850	SFP+-10G-SR
Xcvr 3	REV 01	740-031980	B11K00522	SFP+-10G-SR
PIC 3		BUILTIN	BUILTIN	4x 10GE(LAN) SFP+
Xcvr 0	REV 01	740-030658	B11E01144	SFP+-10G-USR
Xcvr 1	REV 01	740-030658	B11E00985	SFP+-10G-USR
Xcvr 2	REV 01	740-030658	B11E00796	SFP+-10G-USR
Xcvr 3	REV 01	740-031980	B11K01866	SFP+-10G-SR
FPC 16	REV 30	750-028467	ABBM4592	MPC 3D 16x 10GE
CPU	REV 10	711-029089	ABBN0465	AMPC PMB
PIC 0		BUILTIN	BUILTIN	4x 10GE(LAN) SFP+
Xcvr 0	REV 01	740-030658	B11F01435	SFP+-10G-USR
Xcvr 1	REV 01	740-030658	B11E01052	SFP+-10G-USR
Xcvr 2	REV 01	740-030658	B11F01328	SFP+-10G-USR
Xcvr 3	REV 01	740-030658	B11F01254	SFP+-10G-USR
PIC 1		BUILTIN	BUILTIN	4x 10GE(LAN) SFP+
Xcvr 0	REV 01	740-030658	B11E02738	SFP+-10G-USR
Xcvr 1	REV 01	740-030658	B11E02881	SFP+-10G-USR
Xcvr 2	REV 01	740-030658	B11F01624	SFP+-10G-USR
Xcvr 3	REV 01	740-030658	B11E00889	SFP+-10G-USR
PIC 2		BUILTIN	BUILTIN	4x 10GE(LAN) SFP+
Xcvr 0	REV 01	740-030658	B11E02883	SFP+-10G-USR
Xcvr 1	REV 01	740-030658	B11E00681	SFP+-10G-USR
Xcvr 2	REV 01	740-030658	B11E04306	SFP+-10G-USR
Xcvr 3	REV 01	740-030658	B11E02813	SFP+-10G-USR
PIC 3		BUILTIN	BUILTIN	4x 10GE(LAN) SFP+
Xcvr 0	REV 01	740-030658	B11F01801	SFP+-10G-USR
Xcvr 1	REV 01	740-030658	B11E02753	SFP+-10G-USR
Xcvr 2	REV 01	740-030658	B11E01156	SFP+-10G-USR
Xcvr 3	REV 01	740-030658	B11E04324	SFP+-10G-USR
FPC 17	REV 32	750-028467	ABBN6810	MPC 3D 16x 10GE
CPU	REV 10	711-029089	ABBN7237	AMPC PMB
PIC 0		BUILTIN	BUILTIN	4x 10GE(LAN) SFP+
Xcvr 0	REV 01	740-031980	163363A02638	SFP+-10G-SR
Xcvr 1	REV 01	740-031980	163363A02082	SFP+-10G-SR
Xcvr 2	REV 01	740-031980	163363A01674	SFP+-10G-SR
Xcvr 3	REV 01	740-031980	163363A03058	SFP+-10G-SR
PIC 1		BUILTIN	BUILTIN	4x 10GE(LAN) SFP+
Xcvr 0	REV 01	740-031980	163363A03048	SFP+-10G-SR
Xcvr 1	REV 01	740-031980	163363A02729	SFP+-10G-SR
Xcvr 2	REV 01	740-031980	163363A02566	SFP+-10G-SR
Xcvr 3	REV 01	740-031980	163363A02567	SFP+-10G-SR
PIC 2		BUILTIN	BUILTIN	4x 10GE(LAN) SFP+
Xcvr 0	REV 01	740-031980	163363A02878	SFP+-10G-SR
Xcvr 1	REV 01	740-031980	163363A02739	SFP+-10G-SR
Xcvr 2	REV 01	740-031980	163363A01959	SFP+-10G-SR
Xcvr 3	REV 01	740-031980	163363A02660	SFP+-10G-SR
PIC 3		BUILTIN	BUILTIN	4x 10GE(LAN) SFP+
Xcvr 0	REV 01	740-031980	163363A02731	SFP+-10G-SR
Xcvr 1	REV 01	740-031980	163363A02588	SFP+-10G-SR
Xcvr 2	REV 01	740-031980	163363A02673	SFP+-10G-SR
Xcvr 3	REV 01	740-031980	163363A02654	SFP+-10G-SR
FPC 18	REV 30	750-028467	ABBM4739	MPC 3D 16x 10GE
CPU	REV 10	711-029089	ABBN0487	AMPC PMB
PIC 0		BUILTIN	BUILTIN	4x 10GE(LAN) SFP+
Xcvr 0	REV 01	740-031980	163363A02569	SFP+-10G-SR

Xcvr 1	REV 01	740-031980	163363A02886	SFP+-10G-SR
Xcvr 2	REV 01	740-031980	163363A03082	SFP+-10G-SR
Xcvr 3	REV 01	740-031980	133363A00297	SFP+-10G-SR
PIC 1		BUILTIN	BUILTIN	4x 10GE(LAN) SFP+
Xcvr 0	REV 01	740-031980	163363A02726	SFP+-10G-SR
Xcvr 1	REV 01	740-031980	163363A03050	SFP+-10G-SR
Xcvr 2	REV 01	740-031980	163363A02884	SFP+-10G-SR
Xcvr 3	REV 01	740-031980	163363A03076	SFP+-10G-SR
PIC 2		BUILTIN	BUILTIN	4x 10GE(LAN) SFP+
Xcvr 0	REV 01	740-031980	163363A02581	SFP+-10G-SR
Xcvr 1	REV 01	740-031980	163363A02873	SFP+-10G-SR
Xcvr 2	REV 01	740-031980	163363A02582	SFP+-10G-SR
Xcvr 3	REV 01	740-031980	163363A03083	SFP+-10G-SR
PIC 3		BUILTIN	BUILTIN	4x 10GE(LAN) SFP+
Xcvr 0	REV 01	740-031981	UL70BU6	SFP+-10G-LR
Xcvr 1	REV 01	740-031981	UL50QC6	SFP+-10G-LR
Xcvr 2	REV 01	740-031981	UL708N6	SFP+-10G-LR
Xcvr 3	REV 01	740-031981	UL603KK	SFP+-10G-LR
FPC 19	REV 32	750-028467	ABBN6827	MPC 3D 16x 10GE
CPU	REV 10	711-029089	ABBK6508	AMPC PMB
PIC 0		BUILTIN	BUILTIN	4x 10GE(LAN) SFP+
Xcvr 0	REV 01	740-031980	163363A01688	SFP+-10G-SR
Xcvr 1	REV 01	740-031980	163363A01724	SFP+-10G-SR
Xcvr 2	REV 01	740-031980	163363A01773	SFP+-10G-SR
Xcvr 3	REV 01	740-031980	163363A02593	SFP+-10G-SR
PIC 1		BUILTIN	BUILTIN	4x 10GE(LAN) SFP+
Xcvr 0	REV 01	740-031980	163363A03061	SFP+-10G-SR
Xcvr 1	REV 01	740-031980	163363A03056	SFP+-10G-SR
Xcvr 2	REV 01	740-031980	163363A02669	SFP+-10G-SR
Xcvr 3	REV 01	740-031980	163363A03070	SFP+-10G-SR
PIC 2		BUILTIN	BUILTIN	4x 10GE(LAN) SFP+
Xcvr 0	REV 01	740-031980	163363A02572	SFP+-10G-SR
Xcvr 1	REV 01	740-031980	163363A02697	SFP+-10G-SR
Xcvr 2	REV 01	740-031980	163363A02585	SFP+-10G-SR
Xcvr 3	REV 01	740-031980	163363A03052	SFP+-10G-SR
PIC 3		BUILTIN	BUILTIN	4x 10GE(LAN) SFP+
Xcvr 0	REV 01	740-031980	163363A02591	SFP+-10G-SR
Xcvr 1	REV 01	740-031980	163363A02649	SFP+-10G-SR
Xcvr 2	REV 01	740-031980	163363A02577	SFP+-10G-SR
Xcvr 3	REV 01	740-031980	163363A02698	SFP+-10G-SR
ADC 0	REV 13	750-043596	ABBX5561	Adapter Card
ADC 1	REV 13	750-043596	ABBX5546	Adapter Card
ADC 2	REV 13	750-043596	ABBX5535	Adapter Card
ADC 3	REV 13	750-043596	ABBX5552	Adapter Card
ADC 4	REV 13	750-043596	ABBX5581	Adapter Card
ADC 5	REV 13	750-043596	ABBX5545	Adapter Card
ADC 6	REV 13	750-043596	ABBX5554	Adapter Card
ADC 7	REV 07	750-043596	ABBV7194	Adapter Card
ADC 8	REV 07	750-043596	ABBV7251	Adapter Card
ADC 9	REV 07	750-043596	ABBV7202	Adapter Card
ADC 10	REV 13	750-043596	ABBX5538	Adapter Card
ADC 11	REV 13	750-043596	ABBX5566	Adapter Card
ADC 12	REV 13	750-043596	ABBX5542	Adapter Card
ADC 13	REV 13	750-043596	ABBX5539	Adapter Card
ADC 14	REV 13	750-043596	ABBX5555	Adapter Card
ADC 15	REV 13	750-043596	ABBX5557	Adapter Card
ADC 16	REV 13	750-043596	ABBX5536	Adapter Card
ADC 17	REV 13	750-043596	ABBX5559	Adapter Card
ADC 18	REV 13	750-043596	ABBX5537	Adapter Card
ADC 19	REV 11	750-043596	ABBW5685	Adapter Card
Fan Tray 0	REV 2A	760-046960	ACAY0030	172mm FanTray - 6 Fans

Fan Tray 1	REV 2A	760-046960	ACAY0039	172mm FanTray - 6 Fans
Fan Tray 2	REV 2A	760-046960	ACAY0033	172mm FanTray - 6 Fans
Fan Tray 3	REV 2A	760-046960	ACAY0062	172mm FanTray - 6 Fans

### show chassis hardware detail (MX2020 Router)

```
user@host> show chassis hardware detail
```

```
Hardware inventory:
```

Item	Version	Part number	Serial number	Description
Chassis			JN11E2227AFJ	MX2020
Midplane	REV 27	750-040240	ABAB9384	Lower Power Midplane
Midplane 1	REV 04	711-032386	ABAB9386	Upper Backplane
PMP 1	REV 05	711-032428	ACAJ1821	Upper Power Midplane
PMP 0	REV 04	711-032426	ACAJ1524	Lower Power Midplane
FPM Board	REV 06	760-040242	ABBT8837	Front Panel Display
PSM 0	REV 01	740-045050	1E02224006G	DC 52V Power Supply
Module				
PSM 1	REV 01	740-045050	1E022240053	DC 52V Power Supply
Module				
PSM 2	REV 01	740-045050	1E02224004K	DC 52V Power Supply
Module				
PSM 3	REV 01	740-045050	1E022240056	DC 52V Power Supply
Module				
PSM 4	REV 01	740-045050	1E022240054	DC 52V Power Supply
Module				
PSM 5	REV 01	740-045050	1E02224005H	DC 52V Power Supply
Module				
PSM 6	REV 01	740-045050	1E02224006S	DC 52V Power Supply
Module				
PSM 7	REV 01	740-045050	1E02224005M	DC 52V Power Supply
Module				
PSM 8	REV 01	740-045050	1E022240062	DC 52V Power Supply
Module				
PSM 9	REV 03	740-045050	1EDB2350095	DC 52V Power Supply
Module				
PSM 10	REV 03	740-045050	1EDB235009L	DC 52V Power Supply
Module				
PSM 11	REV 03	740-045050	1EDB2350092	DC 52V Power Supply
Module				
PSM 12	REV 03	740-045050	1EDB23500AT	DC 52V Power Supply
Module				
PSM 13	REV 03	740-045050	1EDB2350094	DC 52V Power Supply
Module				
PSM 15	REV 03	740-045050	1EDB235008X	DC 52V Power Supply
Module				
PDM 0	REV 01	740-045234	1E012150033	DC Power Dist Module
PDM 1	REV 01	740-045234	1E012150027	DC Power Dist Module
PDM 2	REV 01	740-045234	1E262250072	DC Power Dist Module
Routing Engine 0	REV 02	740-041821	9009094138	RE-S-1800x4
ad0 3998 MB		Virtium - TuffDisk	VCF3 20110825A021D0000064	Compact Flash
ad1 30533 MB		UGB94ARF32H0S3-KC	UNIGEN-499551-000347	Disk 1
usb0 (addr 1)		EHCI root hub 0	Intel	uhub0
usb0 (addr 2)		product 0x0020 32	vendor 0x8087	uhub1
DIMM 0		SGU04G72H1BD2SA-BB DIE	REV-52 PCB REV-54 MFR ID-ce80	
DIMM 1		SGU04G72H1BD2SA-BB DIE	REV-52 PCB REV-54 MFR ID-ce80	
DIMM 2		SGU04G72H1BD2SA-BB DIE	REV-52 PCB REV-54 MFR ID-ce80	
DIMM 3		SGU04G72H1BD2SA-BB DIE	REV-52 PCB REV-54 MFR ID-ce80	
Routing Engine 1	REV 02	740-041821	9009089709	RE-S-1800x4
ad0 3831 MB		UGB30SFA4000T1	SFA4000T1 00000113	Compact Flash
ad1 30533 MB		UGB94ARF32H0S3-KC	UNIGEN-478612-001044	Disk 1
CB 0	REV 08	750-040257	CAAB3482	Control Board

CB 1	REV 04	750-040257	ZT2864	Control Board
SPMB 0	REV 02	711-041855	CAA6141	PMB Board
SPMB 1	REV 01	711-041855	ZS2275	PMB Board
SFB 0	REV 05	711-044466	ABBT2161	Switch Fabric Board
SFB 1	REV 05	711-044466	ABBT2159	Switch Fabric Board
SFB 2	REV 05	711-044466	ABBX3718	Switch Fabric Board
SFB 3	REV 05	711-044466	ABBT2152	Switch Fabric Board
SFB 4	REV 05	711-044466	ABBT2160	Switch Fabric Board
SFB 5	REV 05	711-044466	ABBT2145	Switch Fabric Board
SFB 6	REV 05	711-044466	ABBT2150	Switch Fabric Board
SFB 7	REV 05	711-044466	ABBT2163	Switch Fabric Board
FPC 0	REV 30	750-028467	ABBN0284	MPC 3D 16x 10GE
CPU	REV 10	711-029089	ABBN0507	AMPC PMB
PIC 0		BUILTIN	BUILTIN	4x 10GE(LAN) SFP+
Xcvr 0	REV 01	740-030658	B11E00990	SFP+-10G-USR
Xcvr 1	REV 01	740-030658	B11E04357	SFP+-10G-USR
Xcvr 2	REV 01	740-030658	B11F01327	SFP+-10G-USR
Xcvr 3	REV 01	740-030658	B11E04375	SFP+-10G-USR
PIC 1		BUILTIN	BUILTIN	4x 10GE(LAN) SFP+
Xcvr 0	REV 01	740-030658	B11E02760	SFP+-10G-USR
Xcvr 1	REV 01	740-030658	B11E02904	SFP+-10G-USR
Xcvr 2	REV 01	740-030658	B11E03963	SFP+-10G-USR
Xcvr 3	REV 01	740-030658	B11E00756	SFP+-10G-USR
PIC 2		BUILTIN	BUILTIN	4x 10GE(LAN) SFP+
Xcvr 0	REV 01	740-030658	B11E04418	SFP+-10G-USR
Xcvr 1	REV 01	740-030658	B11E01077	SFP+-10G-USR
Xcvr 2	REV 01	740-030658	B11E01128	SFP+-10G-USR
Xcvr 3	REV 01	740-030658	B11F01253	SFP+-10G-USR
PIC 3		BUILTIN	BUILTIN	4x 10GE(LAN) SFP+
Xcvr 0	REV 01	740-030658	B11E01140	SFP+-10G-USR
Xcvr 1	REV 01	740-030658	B11F01626	SFP+-10G-USR
Xcvr 2	REV 01	740-030658	B11E01075	SFP+-10G-USR
Xcvr 3	REV 01	740-030658	B11E01177	SFP+-10G-USR
FPC 1	REV 30	750-028467	ABBN0308	MPC 3D 16x 10GE
CPU	REV 10	711-029089	ABBJ1095	AMPC PMB
PIC 0		BUILTIN	BUILTIN	4x 10GE(LAN) SFP+
Xcvr 0	REV 01	740-030658	B11E04305	SFP+-10G-USR
Xcvr 1	REV 01	740-030658	B11E01147	SFP+-10G-USR
Xcvr 2	REV 01	740-030658	B11E01195	SFP+-10G-USR
Xcvr 3	REV 01	740-030658	B11F01743	SFP+-10G-USR
PIC 1		BUILTIN	BUILTIN	4x 10GE(LAN) SFP+
Xcvr 0	REV 01	740-030658	B11F01892	SFP+-10G-USR
Xcvr 1	REV 01	740-030658	B11E02880	SFP+-10G-USR
Xcvr 2	REV 01	740-030658	B11E00725	SFP+-10G-USR
Xcvr 3	REV 01	740-030658	B11E01057	SFP+-10G-USR
PIC 2		BUILTIN	BUILTIN	4x 10GE(LAN) SFP+
Xcvr 0	REV 01	740-030658	B11E02816	SFP+-10G-USR
Xcvr 1	REV 01	740-030658	B11C04501	SFP+-10G-USR
Xcvr 2	REV 01	740-030658	B11E02764	SFP+-10G-USR
Xcvr 3	REV 01	740-030658	B11E00789	SFP+-10G-USR
PIC 3		BUILTIN	BUILTIN	4x 10GE(LAN) SFP+
Xcvr 0	REV 01	740-030658	B11F01250	SFP+-10G-USR
Xcvr 1	REV 01	740-030658	B11E02847	SFP+-10G-USR
Xcvr 2	REV 01	740-030658	B11E00787	SFP+-10G-USR
Xcvr 3	REV 01	740-030658	B11E03803	SFP+-10G-USR
FPC 2	REV 30	750-028467	ABBN0316	MPC 3D 16x 10GE
CPU	REV 10	711-029089	ABBJ1082	AMPC PMB
PIC 0		BUILTIN	BUILTIN	4x 10GE(LAN) SFP+
Xcvr 0	REV 01	740-031980	B11K00523	SFP+-10G-SR
Xcvr 1	REV 01	740-031980	B11K01848	SFP+-10G-SR
Xcvr 2	REV 01	740-031980	B11K01865	SFP+-10G-SR

Xcvr 3	REV 01	740-031980	B11K00540	SFP+-10G-SR
PIC 1		BUILTIN	BUILTIN	4x 10GE(LAN) SFP+
Xcvr 0	REV 01	740-031980	B11K00422	SFP+-10G-SR
Xcvr 1	REV 01	740-031980	B11K00428	SFP+-10G-SR
Xcvr 2	REV 01	740-031980	B11K00423	SFP+-10G-SR
Xcvr 3	REV 01	740-031980	B11K01855	SFP+-10G-SR
PIC 2		BUILTIN	BUILTIN	4x 10GE(LAN) SFP+
Xcvr 0	REV 01	740-031980	B11K01847	SFP+-10G-SR
Xcvr 1	REV 01	740-031980	B11K00526	SFP+-10G-SR
Xcvr 2	REV 01	740-031980	B11K00529	SFP+-10G-SR
Xcvr 3	REV 01	740-031980	B11K00525	SFP+-10G-SR
PIC 3		BUILTIN	BUILTIN	4x 10GE(LAN) SFP+
Xcvr 0	REV 01	740-031980	B11K00425	SFP+-10G-SR
Xcvr 1	REV 01	740-031980	B11K00530	SFP+-10G-SR
Xcvr 2	REV 01	740-031980	B11K01851	SFP+-10G-SR
Xcvr 3	REV 01	740-031980	B11K00528	SFP+-10G-SR
FPC 3	REV 32	750-028467	ABBN6832	MPC 3D 16x 10GE
CPU	REV 10	711-029089	ABBK6534	AMPC PMB
PIC 0		BUILTIN	BUILTIN	4x 10GE(LAN) SFP+
Xcvr 0	REV 01	740-031980	AK80MB4	SFP+-10G-SR
Xcvr 1	REV 01	740-031980	AK80FQ6	SFP+-10G-SR
Xcvr 2	REV 01	740-031980	AK80N1F	SFP+-10G-SR
Xcvr 3	REV 01	740-031980	AK80NLQ	SFP+-10G-SR
PIC 1		BUILTIN	BUILTIN	4x 10GE(LAN) SFP+
Xcvr 0	REV 01	740-031980	AK80KDR	SFP+-10G-SR
Xcvr 1	REV 01	740-031980	AK80FGJ	SFP+-10G-SR
Xcvr 2	REV 01	740-031980	AK80N5G	SFP+-10G-SR
Xcvr 3	REV 01	740-031980	AK80KD8	SFP+-10G-SR
PIC 2		BUILTIN	BUILTIN	4x 10GE(LAN) SFP+
Xcvr 0	REV 01	740-031980	AK80LET	SFP+-10G-SR
Xcvr 1	REV 01	740-031980	AK80N1X	SFP+-10G-SR
Xcvr 2	REV 01	740-031980	AK80NRF	SFP+-10G-SR
Xcvr 3	REV 01	740-031980	AK80NL2	SFP+-10G-SR
PIC 3		BUILTIN	BUILTIN	4x 10GE(LAN) SFP+
Xcvr 0	REV 01	740-031980	AK80N3D	SFP+-10G-SR
Xcvr 1	REV 01	740-031980	AK80MRB	SFP+-10G-SR
Xcvr 2	REV 01	740-031980	AK80LEQ	SFP+-10G-SR
Xcvr 3	REV 01	740-031980	AK80LER	SFP+-10G-SR
FPC 4	REV 32	750-028467	ABBN6811	MPC 3D 16x 10GE
CPU	REV 10	711-029089	ABBN7288	AMPC PMB
PIC 0		BUILTIN	BUILTIN	4x 10GE(LAN) SFP+
Xcvr 0	REV 01	740-031980	AK80NK8	SFP+-10G-SR
Xcvr 1	REV 01	740-031980	AK80LJG	SFP+-10G-SR
Xcvr 2	REV 01	740-031980	AK80LBU	SFP+-10G-SR
Xcvr 3	REV 01	740-031980	AK80N21	SFP+-10G-SR
PIC 1		BUILTIN	BUILTIN	4x 10GE(LAN) SFP+
Xcvr 0	REV 01	740-031980	AK80LEU	SFP+-10G-SR
Xcvr 1	REV 01	740-031980	AK80NLM	SFP+-10G-SR
Xcvr 2	REV 01	740-031980	AK80NL6	SFP+-10G-SR
Xcvr 3	REV 01	740-031980	AK80LES	SFP+-10G-SR
PIC 2		BUILTIN	BUILTIN	4x 10GE(LAN) SFP+
Xcvr 0	REV 01	740-031980	AK80LEN	SFP+-10G-SR
Xcvr 1	REV 01	740-031980	AK80ME0	SFP+-10G-SR
Xcvr 2	REV 01	740-031980	AK80LMG	SFP+-10G-SR
Xcvr 3	REV 01	740-031980	AK80MM1	SFP+-10G-SR
PIC 3		BUILTIN	BUILTIN	4x 10GE(LAN) SFP+
Xcvr 0	REV 01	740-031980	AK80MG7	SFP+-10G-SR
Xcvr 1	REV 01	740-031980	AK80KF9	SFP+-10G-SR
Xcvr 2	REV 01	740-031980	AK80NRQ	SFP+-10G-SR
Xcvr 3	REV 01	740-031980	AK80NLE	SFP+-10G-SR
FPC 5	REV 32	750-028467	ABBN6791	MPC 3D 16x 10GE

CPU	REV 10	711-029089	ABBN7289	AMPC PMB
PIC 0		BUILTIN	BUILTIN	4x 10GE(LAN) SFP+
Xcvr 0	REV 01	740-031980	B11K00424	SFP+-10G-SR
Xcvr 1	REV 01	740-031980	B11K01849	SFP+-10G-SR
Xcvr 2	REV 01	740-031980	B11K01862	SFP+-10G-SR
Xcvr 3	REV 01	740-031980	B11K01852	SFP+-10G-SR
PIC 1		BUILTIN	BUILTIN	4x 10GE(LAN) SFP
Xcvr 0	REV 01	740-031980	B11K00427	SFP+-10G-SR
Xcvr 1	REV 01	740-031980	B11K00430	SFP+-10G-SR
Xcvr 2	REV 01	740-031980	B11K01854	SFP+-10G-SR
Xcvr 3	REV 01	740-031980	B11K00426	SFP+-10G-SR
PIC 2		BUILTIN	BUILTIN	4x 10GE(LAN) SFP+
Xcvr 0	REV 01	740-031980	B11K00429	SFP+-10G-SR
Xcvr 1	REV 01	740-031980	B11K01864	SFP+-10G-SR
Xcvr 2	REV 01	740-031980	B11K01850	SFP+-10G-SR
Xcvr 3	REV 01	740-031980	B11K00522	SFP+-10G-SR
PIC 3		BUILTIN	BUILTIN	4x 10GE(LAN) SFP+
Xcvr 0	REV 01	740-030658	B11E01144	SFP+-10G-USR
Xcvr 1	REV 01	740-030658	B11E00985	SFP+-10G-USR
Xcvr 2	REV 01	740-030658	B11E00796	SFP+-10G-USR
Xcvr 3	REV 01	740-031980	B11K01866	SFP+-10G-SR
FPC 6	REV 30	750-028467	ABBM4592	MPC 3D 16x 10GE
CPU	REV 10	711-029089	ABBN0465	AMPC PMB
PIC 0		BUILTIN	BUILTIN	4x 10GE(LAN) SFP+
Xcvr 0	REV 01	740-030658	B11F01435	SFP+-10G-USR
Xcvr 1	REV 01	740-030658	B11E01052	SFP+-10G-USR
Xcvr 2	REV 01	740-030658	B11F01328	SFP+-10G-USR
Xcvr 3	REV 01	740-030658	B11F01254	SFP+-10G-USR
PIC 1		BUILTIN	BUILTIN	4x 10GE(LAN) SFP+
Xcvr 0	REV 01	740-030658	B11E02738	SFP+-10G-USR
Xcvr 1	REV 01	740-030658	B11E02881	SFP+-10G-USR
Xcvr 2	REV 01	740-030658	B11F01624	SFP+-10G-USR
Xcvr 3	REV 01	740-030658	B11E00889	SFP+-10G-USR
PIC 2		BUILTIN	BUILTIN	4x 10GE(LAN) SFP+
Xcvr 0	REV 01	740-030658	B11E02883	SFP+-10G-USR
Xcvr 1	REV 01	740-030658	B11E00681	SFP+-10G-USR
Xcvr 2	REV 01	740-030658	B11E04306	SFP+-10G-USR
Xcvr 3	REV 01	740-030658	B11E02813	SFP+-10G-USR
PIC 3		BUILTIN	BUILTIN	4x 10GE(LAN) SFP+
Xcvr 0	REV 01	740-030658	B11F01801	SFP+-10G-USR
Xcvr 1	REV 01	740-030658	B11E02753	SFP+-10G-USR
Xcvr 2	REV 01	740-030658	B11E01156	SFP+-10G-USR
Xcvr 3	REV 01	740-030658	B11E04324	SFP+-10G-USR
FPC 7	REV 32	750-028467	ABBN6810	MPC 3D 16x 10GE
CPU	REV 10	711-029089	ABBN7237	AMPC PMB
PIC 0		BUILTIN	BUILTIN	4x 10GE(LAN) SFP+
Xcvr 0	REV 01	740-031980	163363A03058	SFP+-10G-SR
Xcvr 1	REV 01	740-031980	163363A02082	SFP+-10G-SR
Xcvr 2	REV 01	740-031980	163363A01674	SFP+-10G-SR
Xcvr 3	REV 01	740-031980	163363A02638	SFP+-10G-SR
PIC 1		BUILTIN	BUILTIN	4x 10GE(LAN) SFP+
Xcvr 0	REV 01	740-031980	163363A03048	SFP+-10G-SR
Xcvr 1	REV 01	740-031980	163363A02729	SFP+-10G-SR
Xcvr 2	REV 01	740-031980	163363A02566	SFP+-10G-SR
Xcvr 3	REV 01	740-031980	163363A02567	SFP+-10G-SR
PIC 2		BUILTIN	BUILTIN	4x 10GE(LAN) SFP+
Xcvr 0	REV 01	740-031980	163363A02878	SFP+-10G-SR
Xcvr 1	REV 01	740-031980	163363A02739	SFP+-10G-SR
Xcvr 2	REV 01	740-031980	163363A01959	SFP+-10G-SR
Xcvr 3	REV 01	740-031980	163363A02660	SFP+-10G-SR
PIC 3		BUILTIN	BUILTIN	4x 10GE(LAN) SFP+

Xcvr 0	REV 01	740-031980	163363A02731	SFP+-10G-SR
Xcvr 1	REV 01	740-031980	163363A02588	SFP+-10G-SR
Xcvr 2	REV 01	740-031980	163363A02673	SFP+-10G-SR
Xcvr 3	REV 01	740-031980	163363A02654	SFP+-10G-SR
FPC 8	REV 30	750-028467	ABBM4739	MPC 3D 16x 10GE
CPU	REV 10	711-029089	ABBN0487	AMPC PMB
PIC 0		BUILTIN	BUILTIN	4x 10GE(LAN) SFP+
Xcvr 0	REV 01	740-031980	163363A02569	SFP+-10G-SR
Xcvr 1	REV 01	740-031980	163363A02886	SFP+-10G-SR
Xcvr 2	REV 01	740-031980	163363A03082	SFP+-10G-SR
Xcvr 3	REV 01	740-031980	133363A00297	SFP+-10G-SR
PIC 1		BUILTIN	BUILTIN	4x 10GE(LAN) SFP+
Xcvr 0	REV 01	740-031980	163363A02726	SFP+-10G-SR
Xcvr 1	REV 01	740-031980	163363A03050	SFP+-10G-SR
Xcvr 2	REV 01	740-031980	163363A02884	SFP+-10G-SR
Xcvr 3	REV 01	740-031980	163363A03076	SFP+-10G-SR
PIC 2		BUILTIN	BUILTIN	4x 10GE(LAN) SFP+
Xcvr 0	REV 01	740-031980	163363A02581	SFP+-10G-SR
Xcvr 1	REV 01	740-031980	163363A02873	SFP+-10G-SR
Xcvr 2	REV 01	740-031980	163363A02582	SFP+-10G-SR
Xcvr 3	REV 01	740-031980	163363A03083	SFP+-10G-SR
PIC 3		BUILTIN	BUILTIN	4x 10GE(LAN) SFP+
Xcvr 0	REV 01	740-031981	UL70BU6	SFP+-10G-LR
Xcvr 1	REV 01	740-031981	UL50QC6	SFP+-10G-LR
Xcvr 2	REV 01	740-031981	UL708N6	SFP+-10G-LR
Xcvr 3	REV 01	740-031981	UL603KK	SFP+-10G-LR
FPC 9	REV 32	750-028467	ABBN6827	MPC 3D 16x 10GE
CPU	REV 10	711-029089	ABBK6508	AMPC PMB
PIC 0		BUILTIN	BUILTIN	4x 10GE(LAN) SFP+
Xcvr 0	REV 01	740-031980	163363A01688	SFP+-10G-SR
Xcvr 1	REV 01	740-031980	163363A01724	SFP+-10G-SR
Xcvr 2	REV 01	740-031980	163363A01773	SFP+-10G-SR
Xcvr 3	REV 01	740-031980	163363A02593	SFP+-10G-SR
PIC 1		BUILTIN	BUILTIN	4x 10GE(LAN) SFP+
Xcvr 0	REV 01	740-031980	163363A03061	SFP+-10G-SR
Xcvr 1	REV 01	740-031980	163363A03056	SFP+-10G-SR
Xcvr 2	REV 01	740-031980	163363A02669	SFP+-10G-SR
Xcvr 3	REV 01	740-031980	163363A03070	SFP+-10G-SR
PIC 2		BUILTIN	BUILTIN	4x 10GE(LAN) SFP+
Xcvr 0	REV 01	740-031980	163363A02572	SFP+-10G-SR
Xcvr 1	REV 01	740-031980	163363A02697	SFP+-10G-SR
Xcvr 2	REV 01	740-031980	163363A02585	SFP+-10G-SR
Xcvr 3	REV 01	740-031980	163363A03052	SFP+-10G-SR
PIC 3		BUILTIN	BUILTIN	4x 10GE(LAN) SFP+
Xcvr 0	REV 01	740-031980	163363A02591	SFP+-10G-SR
Xcvr 1	REV 01	740-031980	163363A02649	SFP+-10G-SR
Xcvr 2	REV 01	740-031980	163363A02577	SFP+-10G-SR
Xcvr 3	REV 01	740-031980	163363A02698	SFP+-10G-SR
FPC 10	REV 30	750-028467	ABBN0302	MPC 3D 16x 10GE
CPU	REV 10	711-029089	ABBN0495	AMPC PMB
PIC 0		BUILTIN	BUILTIN	4x 10GE(LAN) SFP+
Xcvr 0	REV 01	740-030658	B11F01581	SFP+-10G-USR
Xcvr 1	REV 01	740-030658	B11E01176	SFP+-10G-USR
Xcvr 2	REV 01	740-030658	B11F01251	SFP+-10G-USR
Xcvr 3	REV 01	740-030658	B11E02752	SFP+-10G-USR
PIC 1		BUILTIN	BUILTIN	4x 10GE(LAN) SFP+
Xcvr 0	REV 01	740-030658	B11E00786	SFP+-10G-USR
Xcvr 1	REV 01	740-030658	B11E01020	SFP+-10G-USR
Xcvr 2	REV 01	740-030658	B11E01023	SFP+-10G-USR
Xcvr 3	REV 01	740-030658	B11E02819	SFP+-10G-USR
PIC 2		BUILTIN	BUILTIN	4x 10GE(LAN) SFP+

Xcvr 0	REV 01	740-030658	B11E02812	SFP+-10G-USR
Xcvr 1	REV 01	740-030658	B11D04437	SFP+-10G-USR
Xcvr 2	REV 01	740-030658	B11F01279	SFP+-10G-USR
Xcvr 3	REV 01	740-030658	B11F01333	SFP+-10G-USR
PIC 3		BUILTIN	BUILTIN	4x 10GE(LAN) SFP+
Xcvr 0	REV 01	740-030658	B11E00978	SFP+-10G-USR
Xcvr 1	REV 01	740-030658	B11E01018	SFP+-10G-USR
Xcvr 2	REV 01	740-030658	B11F01784	SFP+-10G-USR
Xcvr 3	REV 01	740-031980	AK80NKP	SFP+-10G-SR
FPC 11	REV 32	750-028467	ABBN6790	MPC 3D 16x 10GE
CPU	REV 10	711-029089	ABBK6515	AMPC PMB
PIC 0		BUILTIN	BUILTIN	4x 10GE(LAN) SFP+
Xcvr 0	REV 01	740-031980	AK80LZM	SFP+-10G-SR
Xcvr 1	REV 01	740-031980	AK80MCC	SFP+-10G-SR
Xcvr 2	REV 01	740-031980	AK80KCM	SFP+-10G-SR
Xcvr 3	REV 01	740-031980	AK80KE0	SFP+-10G-SR
PIC 1		BUILTIN	BUILTIN	4x 10GE(LAN) SFP+
Xcvr 0	REV 01	740-021310	C10F99155	SFP+-10G-LRM
Xcvr 1	REV 01	740-021310	C10F99049	SFP+-10G-LRM
Xcvr 2	REV 01	740-021310	C10F99128	SFP+-10G-LRM
Xcvr 3	REV 01	740-021310	C10F99169	SFP+-10G-LRM
PIC 2		BUILTIN	BUILTIN	4x 10GE(LAN) SFP+
Xcvr 0	REV 01	740-031980	AK80LF3	SFP+-10G-SR
Xcvr 1	REV 01	740-031980	163363A02597	SFP+-10G-SR
Xcvr 2	REV 01	740-031980	163363A03060	SFP+-10G-SR
Xcvr 3	REV 01	740-031980	163363A03057	SFP+-10G-SR
PIC 3		BUILTIN	BUILTIN	4x 10GE(LAN) SFP+
Xcvr 0	REV 01	740-031980	AK80LEX	SFP+-10G-SR
Xcvr 1	REV 01	740-031980	AK80FEU	SFP+-10G-SR
Xcvr 2	REV 01	740-031980	AK80FNM	SFP+-10G-SR
Xcvr 3	REV 01	740-021308	AJQQQ5G	SFP+-10G-SR
FPC 12	REV 30	750-028467	ZM5111	MPC 3D 16x 10GE
CPU	REV 10	711-029089	ZP6607	AMPC PMB
PIC 0		BUILTIN	BUILTIN	4x 10GE(LAN) SFP+
Xcvr 0	REV 01	740-031980	AK80LJA	SFP+-10G-SR
Xcvr 1	REV 01	740-031980	AK80MFZ	SFP+-10G-SR
Xcvr 2	REV 01	740-031980	AK80NKL	SFP+-10G-SR
Xcvr 3	REV 01	740-031980	AK80KF4	SFP+-10G-SR
PIC 1		BUILTIN	BUILTIN	4x 10GE(LAN) SFP+
Xcvr 0	REV 01	740-031980	AK80FBJ	SFP+-10G-SR
Xcvr 1	REV 01	740-031980	AK80MM2	SFP+-10G-SR
Xcvr 2	REV 01	740-031980	AK80LJV	SFP+-10G-SR
Xcvr 3	REV 01	740-031980	AK80NXV	SFP+-10G-SR
PIC 2		BUILTIN	BUILTIN	4x 10GE(LAN) SFP+
Xcvr 0	REV 01	740-031980	AK80N1H	SFP+-10G-SR
Xcvr 1	REV 01	740-031980	AK80NLS	SFP+-10G-SR
Xcvr 2	REV 01	740-031980	AK80FL5	SFP+-10G-SR
Xcvr 3	REV 01	740-031980	AK80NL9	SFP+-10G-SR
PIC 3		BUILTIN	BUILTIN	4x 10GE(LAN) SFP+
Xcvr 0	REV 01	740-031980	AK80NG2	SFP+-10G-SR
Xcvr 1	REV 01	740-031980	AK80KDU	SFP+-10G-SR
Xcvr 2	REV 01	740-031980	AK80MG1	SFP+-10G-SR
Xcvr 3	REV 01	740-031980	AK80MM0	SFP+-10G-SR
FPC 13	REV 30	750-028467	ABBN0208	MPC 3D 16x 10GE
CPU	REV 10	711-029089	ABB11084	AMPC PMB
PIC 0		BUILTIN	BUILTIN	4x 10GE(LAN) SFP+
Xcvr 0	REV 01	740-030658	B11E04745	SFP+-10G-USR
Xcvr 1	REV 01	740-030658	B11F01570	SFP+-10G-USR
Xcvr 2	REV 01	740-030658	B11E04388	SFP+-10G-USR
Xcvr 3	REV 01	740-030658	B11F01439	SFP+-10G-USR
PIC 1		BUILTIN	BUILTIN	4x 10GE(LAN) SFP+

Xcvr 0	REV 01	740-030658	B11E04739	SFP+-10G-USR
Xcvr 1	REV 01	740-030658	B11F01869	SFP+-10G-USR
Xcvr 2	REV 01	740-030658	B11F01675	SFP+-10G-USR
Xcvr 3	REV 01	740-030658	B11F01901	SFP+-10G-USR
PIC 2		BUILTIN	BUILTIN	4x 10GE(LAN) SFP+
Xcvr 0	REV 01	740-030658	B11F01346	SFP+-10G-USR
Xcvr 1	REV 01	740-030658	B11F01288	SFP+-10G-USR
Xcvr 2	REV 01	740-030658	B11F01824	SFP+-10G-USR
Xcvr 3	REV 01	740-030658	B11E04312	SFP+-10G-USR
PIC 3		BUILTIN	BUILTIN	4x 10GE(LAN) SFP+
Xcvr 0	REV 01	740-030658	B11E02811	SFP+-10G-USR
Xcvr 1	REV 01	740-030658	B11E03847	SFP+-10G-USR
Xcvr 2	REV 01	740-030658	B11F01495	SFP+-10G-USR
Xcvr 3	REV 01	740-030658	B11F01265	SFP+-10G-USR
FPC 14	REV 23	750-028467	YN2977	MPC 3D 16x 10GE
CPU	REV 10	711-029089	YP1856	AMPC PMB
PIC 0		BUILTIN	BUILTIN	4x 10GE(LAN) SFP+
Xcvr 0	REV 01	740-031980	183363A00875	SFP+-10G-SR
Xcvr 1	REV 01	740-031980	183363A00851	SFP+-10G-SR
Xcvr 2	REV 01	740-031980	183363A00772	SFP+-10G-SR
Xcvr 3	REV 01	740-031980	183363A00882	SFP+-10G-SR
PIC 1		BUILTIN	BUILTIN	4x 10GE(LAN) SFP+
Xcvr 0	REV 01	740-031980	183363A00735	SFP+-10G-SR
Xcvr 1	REV 01	740-031980	183363A00169	SFP+-10G-SR
Xcvr 2	REV 01	740-031980	183363A00726	SFP+-10G-SR
Xcvr 3	REV 01	740-031980	183363A00077	SFP+-10G-SR
PIC 2		BUILTIN	BUILTIN	4x 10GE(LAN) SFP+
Xcvr 0	REV 01	740-031980	183363A00168	SFP+-10G-SR
Xcvr 1	REV 01	740-031980	183363A00676	SFP+-10G-SR
Xcvr 2	REV 01	740-031980	183363A00732	SFP+-10G-SR
Xcvr 3	REV 01	740-031980	183363A00091	SFP+-10G-SR
PIC 3		BUILTIN	BUILTIN	4x 10GE(LAN) SFP+
Xcvr 0	REV 01	740-031980	183363A00725	SFP+-10G-SR
Xcvr 1	REV 01	740-031980	183363A00642	SFP+-10G-SR
Xcvr 2	REV 01	740-031980	183363A00871	SFP+-10G-SR
Xcvr 3	REV 01	740-031980	183363A00853	SFP+-10G-SR
FPC 15	REV 32	750-028467	ABBN6798	MPC 3D 16x 10GE
CPU	REV 10	711-029089	ABBK6556	AMPC PMB
PIC 0		BUILTIN	BUILTIN	4x 10GE(LAN) SFP+
Xcvr 0	REV 01	740-021308	9ZDZ06A00055	SFP+-10G-SR
Xcvr 1	REV 01	740-031980	183363A00239	SFP+-10G-SR
Xcvr 2	REV 01	740-021308	AD0915E003K	SFP+-10G-SR
Xcvr 3	REV 01	740-021308	AD0915E003A	SFP+-10G-SR
PIC 1		BUILTIN	BUILTIN	4x 10GE(LAN) SFP+
Xcvr 0	REV 01	740-031980	AK80MRC	SFP+-10G-SR
Xcvr 1	REV 01	740-031980	AK80NL5	SFP+-10G-SR
Xcvr 2	REV 01	740-031980	AK80NKN	SFP+-10G-SR
Xcvr 3	REV 01	740-031980	AK80N3U	SFP+-10G-SR
PIC 2		BUILTIN	BUILTIN	4x 10GE(LAN) SFP+
Xcvr 0	REV 01	740-031980	AK80N1T	SFP+-10G-SR
Xcvr 1	REV 01	740-031980	AJ808DJ	SFP+-10G-SR
Xcvr 2	REV 01	740-031980	AK80NG4	SFP+-10G-SR
Xcvr 3	REV 01	740-031980	AK80FND	SFP+-10G-SR
PIC 3		BUILTIN	BUILTIN	4x 10GE(LAN) SFP+
Xcvr 0	REV 01	740-031980	AK80FKQ	SFP+-10G-SR
Xcvr 1	REV 01	740-031980	AK80NLT	SFP+-10G-SR
Xcvr 2	REV 01	740-031980	AK80NKR	SFP+-10G-SR
Xcvr 3	REV 01	740-031980	AK80LKM	SFP+-10G-SR
FPC 16	REV 30	750-028467	ABBN0270	MPC 3D 16x 10GE
CPU	REV 10	711-029089	ABBJ0966	AMPC PMB
PIC 0		BUILTIN	BUILTIN	4x 10GE(LAN) SFP+

Xcvr 0	REV 01	740-031980	AK80NL1	SFP+-10G-SR
Xcvr 1	REV 01	740-031980	AK80NXW	SFP+-10G-SR
Xcvr 2	REV 01	740-031980	AK80KD2	SFP+-10G-SR
Xcvr 3	REV 01	740-031980	AK80FMD	SFP+-10G-SR
PIC 1		BUILTIN	BUILTIN	4x 10GE(LAN) SFP+
Xcvr 0	REV 01	740-031980	AK80NKQ	SFP+-10G-SR
Xcvr 1	REV 01	740-031980	AK80MGH	SFP+-10G-SR
Xcvr 2	REV 01	740-031980	AK80N38	SFP+-10G-SR
Xcvr 3	REV 01	740-031980	AK80NL7	SFP+-10G-SR
PIC 2		BUILTIN	BUILTIN	4x 10GE(LAN) SFP+
Xcvr 0	REV 01	740-031980	AK80M5J	SFP+-10G-SR
Xcvr 1	REV 01	740-031980	AK80NKD	SFP+-10G-SR
Xcvr 2	REV 01	740-031980	AK80KCY	SFP+-10G-SR
Xcvr 3	REV 01	740-031980	AK80LHK	SFP+-10G-SR
PIC 3		BUILTIN	BUILTIN	4x 10GE(LAN) SFP+
Xcvr 0	REV 01	740-031980	AK80LEL	SFP+-10G-SR
Xcvr 1	REV 01	740-031980	AK80MBE	SFP+-10G-SR
Xcvr 2	REV 01	740-031980	AK80NLG	SFP+-10G-SR
Xcvr 3	REV 01	740-031980	AK80LFH	SFP+-10G-SR
FPC 17	REV 32	750-028467	ABBN6796	MPC 3D 16x 10GE
CPU	REV 10	711-029089	ABBN7259	AMPC PMB
PIC 0		BUILTIN	BUILTIN	4x 10GE(LAN) SFP+
Xcvr 0	REV 01	740-031980	B11K01856	SFP+-10G-SR
Xcvr 1	REV 01	740-031980	B11K01853	SFP+-10G-SR
Xcvr 2	REV 01	740-031980	B11K01863	SFP+-10G-SR
Xcvr 3	REV 01	740-031980	163363A02863	SFP+-10G-SR
PIC 1		BUILTIN	BUILTIN	4x 10GE(LAN) SFP+
Xcvr 0	REV 01	740-031980	163363A02668	SFP+-10G-SR
Xcvr 1	REV 01	740-031980	163363A02881	SFP+-10G-SR
Xcvr 2	REV 01	740-031980	163363A01671	SFP+-10G-SR
Xcvr 3	REV 01	740-031980	163363A02627	SFP+-10G-SR
PIC 2		BUILTIN	BUILTIN	4x 10GE(LAN) SFP+
Xcvr 0	REV 01	740-031980	163363A02725	SFP+-10G-SR
Xcvr 1	REV 01	740-031980	163363A02692	SFP+-10G-SR
Xcvr 2	REV 01	740-031980	163363A02730	SFP+-10G-SR
Xcvr 3	REV 01	740-031980	163363A03081	SFP+-10G-SR
PIC 3		BUILTIN	BUILTIN	4x 10GE(LAN) SFP+
Xcvr 0	REV 01	740-031980	163363A02736	SFP+-10G-SR
Xcvr 1	REV 01	740-031980	163363A02568	SFP+-10G-SR
Xcvr 2	REV 01	740-031980	163363A02747	SFP+-10G-SR
Xcvr 3	REV 01	740-031980	163363A02579	SFP+-10G-SR
FPC 18	REV 30	750-028467	ABBN0281	MPC 3D 16x 10GE
CPU	REV 10	711-029089	ABBN0526	AMPC PMB
PIC 0		BUILTIN	BUILTIN	4x 10GE(LAN) SFP+
Xcvr 0	REV 01	740-030658	B11F01326	SFP+-10G-USR
Xcvr 1	REV 01	740-030658	B11E03973	SFP+-10G-USR
Xcvr 2	REV 01	740-030658	B11E00950	SFP+-10G-USR
Xcvr 3	REV 01	740-030658	B11E00674	SFP+-10G-USR
PIC 1		BUILTIN	BUILTIN	4x 10GE(LAN) SFP+
Xcvr 0	REV 01	740-030658	B11E00775	SFP+-10G-USR
Xcvr 1	REV 01	740-030658	B11E04461	SFP+-10G-USR
Xcvr 2	REV 01	740-030658	B11E01074	SFP+-10G-USR
Xcvr 3	REV 01	740-030658	B11E02821	SFP+-10G-USR
PIC 2		BUILTIN	BUILTIN	4x 10GE(LAN) SFP+
Xcvr 0	REV 01	740-030658	B11E04501	SFP+-10G-USR
Xcvr 1	REV 01	740-030658	B11E00757	SFP+-10G-USR
Xcvr 2	REV 01	740-030658	B11F01623	SFP+-10G-USR
Xcvr 3	REV 01	740-030658	B11E01022	SFP+-10G-USR
PIC 3		BUILTIN	BUILTIN	4x 10GE(LAN) SFP+
Xcvr 0	REV 01	740-030658	B11E04359	SFP+-10G-USR
Xcvr 1	REV 01	740-030658	B11E02751	SFP+-10G-USR

Xcvr 2	REV 01	740-030658	B11E02736	SFP+-10G-USR
Xcvr 3	REV 01	740-030658	B11E01178	SFP+-10G-USR
FPC 19	REV 32	750-028467	ABBN6813	MPC 3D 16x 10GE
CPU	REV 10	711-029089	ABBK6542	AMPC PMB
PIC 0		BUILTIN	BUILTIN	4x 10GE(LAN) SFP+
Xcvr 0	REV 01	740-031980	AK80NA3	SFP+-10G-SR
Xcvr 1	REV 01	740-031980	AK80NLF	SFP+-10G-SR
Xcvr 2	REV 01	740-031980	AK80MRH	SFP+-10G-SR
Xcvr 3	REV 01	740-031980	AK80KE4	SFP+-10G-SR
PIC 1		BUILTIN	BUILTIN	4x 10GE(LAN) SFP+
Xcvr 0	REV 01	740-021308	973152A00030	SFP+-10G-SR
Xcvr 1	REV 01	740-031980	AK80L9H	SFP+-10G-SR
Xcvr 2	REV 01	740-031980	AK80ME8	SFP+-10G-SR
Xcvr 3	REV 01	740-031980	AK80NLR	SFP+-10G-SR
PIC 2		BUILTIN	BUILTIN	4x 10GE(LAN) SFP+
Xcvr 0	REV 01	740-031980	AK80NG1	SFP+-10G-SR
Xcvr 1	REV 01	740-031980	AK80MCA	SFP+-10G-SR
Xcvr 2	REV 01	740-031980	AK80LFC	SFP+-10G-SR
Xcvr 3	REV 01	740-031980	AK80LEM	SFP+-10G-SR
PIC 3		BUILTIN	BUILTIN	4x 10GE(LAN) SFP+
Xcvr 0	REV 01	740-031980	AK80N9X	SFP+-10G-SR
Xcvr 1	REV 01	740-031980	AK80LAC	SFP+-10G-SR
Xcvr 2	REV 01	740-031980	AK80LF2	SFP+-10G-SR
Xcvr 3	REV 01	740-031980	AK80N8T	SFP+-10G-SR
ADC 0	REV 13	750-043596	ABBX5561	Adapter Card
ADC 1	REV 13	750-043596	ABBX5546	Adapter Card
ADC 2	REV 13	750-043596	ABBX5535	Adapter Card
ADC 3	REV 13	750-043596	ABBX5552	Adapter Card
ADC 4	REV 13	750-043596	ABBX5581	Adapter Card
ADC 5	REV 13	750-043596	ABBX5545	Adapter Card
ADC 6	REV 13	750-043596	ABBX5554	Adapter Card
ADC 7	REV 07	750-043596	ABBV7194	Adapter Card
ADC 8	REV 07	750-043596	ABBV7251	Adapter Card
ADC 9	REV 07	750-043596	ABBV7202	Adapter Card
ADC 10	REV 13	750-043596	ABBX5579	Adapter Card
ADC 11	REV 13	750-043596	ABBX5548	Adapter Card
ADC 12	REV 13	750-043596	ABBX5575	Adapter Card
ADC 13	REV 13	750-043596	ABBX5539	Adapter Card
ADC 14	REV 13	750-043596	ABBX5555	Adapter Card
ADC 15	REV 13	750-043596	ABBX5557	Adapter Card
ADC 16	REV 13	750-043596	ABBX5536	Adapter Card
ADC 17	REV 13	750-043596	ABBX5559	Adapter Card
ADC 18	REV 13	750-043596	ABBX5537	Adapter Card
ADC 19	REV 11	750-043596	ABBW5685	Adapter Card
Fan Tray 0	REV 04	760-046960	ACAY0090	172mm FanTray - 6 Fans
Fan Tray 1	REV 04	760-046960	ACAY0088	172mm FanTray - 6 Fans
Fan Tray 2	REV 04	760-046960	ACAY0089	172mm FanTray - 6 Fans
Fan Tray 3	REV 04	760-046960	ACAY0108	172mm FanTray - 6 Fans

### show chassis hardware models (MX2020 Router)

```
user@host > show chassis hardware models
```

```
Hardware inventory:
```

Item	Version	Part number	Serial number	FRU model number
Midplane	REV 27	750-040240	ABAB9384	750-040240
FPM Board	REV 06	760-040242	ABBT8837	760-040242
PSM 0	REV 01	740-045050	1E02224006G	MX2000-PSM-HC-DC-S-A
PSM 1	REV 01	740-045050	1E022240053	MX2000-PSM-HC-DC-S-A
PSM 2	REV 01	740-045050	1E02224004K	MX2000-PSM-HC-DC-S-A
PSM 3	REV 01	740-045050	1E022240056	MX2000-PSM-HC-DC-S-A
PSM 4	REV 01	740-045050	1E022240054	MX2000-PSM-HC-DC-S-A

PSM 5	REV 01	740-045050	1E02224005H	MX2000-PSM-HC-DC-S-A
PSM 6	REV 01	740-045050	1E02224006S	MX2000-PSM-HC-DC-S-A
PSM 7	REV 01	740-045050	1E02224005M	MX2000-PSM-HC-DC-S-A
PSM 8	REV 01	740-045050	1E022240062	MX2000-PSM-HC-DC-S-A
PSM 9	REV 03	740-045050	1EDB2350095	MX2000-PSM-DC-S-A
PSM 10	REV 03	740-045050	1EDB235009L	MX2000-PSM-DC-S-A
PSM 11	REV 03	740-045050	1EDB2350092	MX2000-PSM-DC-S-A
PSM 12	REV 03	740-045050	1EDB23500AT	MX2000-PSM-DC-S-A
PSM 13	REV 03	740-045050	1EDB2350094	MX2000-PSM-DC-S-A
PSM 15	REV 03	740-045050	1EDB235008X	MX2000-PSM-DC-S-A
PDM 0	REV 01	740-045234	1E012150033	
PDM 1	REV 01	740-045234	1E012150027	
PDM 2	REV 01	740-045234	1E262250072	MX2000-PDM-DC-S-A
Routing Engine 0	REV 02	740-041821	9009094138	RE-S-1800X4-16G-S
Routing Engine 1	REV 02	740-041821	9009089709	RE-S-1800X4-16G-S
CB 0	REV 08	750-040257	CAAB3482	750-040257
CB 1	REV 04	750-040257	ZT2864	750-040257
SFB 0	REV 05	711-044466	ABBT2161	MX2000-SFB-S
SFB 1	REV 05	711-044466	ABBT2159	MX2000-SFB-S
SFB 2	REV 05	711-044466	ABBX3718	MX2000-SFB-S
SFB 4	REV 05	711-044466	ABBT2160	MX2000-SFB-S
SFB 5	REV 05	711-044466	ABBT2145	MX2000-SFB-S
SFB 7	REV 05	711-044466	ABBT2163	MX2000-SFB-S
FPC 0	REV 30	750-028467	ABBN0284	MPC-3D-16XGE-SFPP
FPC 1	REV 30	750-028467	ABBN0308	MPC-3D-16XGE-SFPP
FPC 2	REV 30	750-028467	ABBN0316	MPC-3D-16XGE-SFPP
FPC 3	REV 32	750-028467	ABBN6832	MPC-3D-16XGE-SFPP
FPC 4	REV 32	750-028467	ABBN6811	MPC-3D-16XGE-SFPP
FPC 5	REV 32	750-028467	ABBN6791	MPC-3D-16XGE-SFPP
FPC 6	REV 30	750-028467	ABBM4592	MPC-3D-16XGE-SFPP
FPC 7	REV 32	750-028467	ABBN6810	MPC-3D-16XGE-SFPP
FPC 8	REV 30	750-028467	ABBM4739	MPC-3D-16XGE-SFPP
FPC 9	REV 32	750-028467	ABBN6827	MPC-3D-16XGE-SFPP
FPC 10	REV 30	750-028467	ABBN0302	MPC-3D-16XGE-SFPP
FPC 11	REV 32	750-028467	ABBN6790	MPC-3D-16XGE-SFPP
FPC 12	REV 30	750-028467	ZM5111	MPC-3D-16XGE-SFPP
FPC 13	REV 30	750-028467	ABBN0208	MPC-3D-16XGE-SFPP
FPC 14	REV 23	750-028467	YN2977	MPC-3D-16XGE-SFPP
FPC 15	REV 32	750-028467	ABBN6798	MPC-3D-16XGE-SFPP
FPC 16	REV 30	750-028467	ABBN0270	MPC-3D-16XGE-SFPP
FPC 17	REV 32	750-028467	ABBN6796	MPC-3D-16XGE-SFPP
FPC 18	REV 30	750-028467	ABBN0281	MPC-3D-16XGE-SFPP
FPC 19	REV 32	750-028467	ABBN6813	MPC-3D-16XGE-SFPP
ADC 0	REV 13	750-043596	ABBX5561	PROTO-ASSEMBLY
ADC 1	REV 13	750-043596	ABBX5546	PROTO-ASSEMBLY
ADC 2	REV 13	750-043596	ABBX5535	MX2000-LC-ADAPTER
ADC 3	REV 13	750-043596	ABBX5552	MX2000-LC-ADAPTER
ADC 4	REV 13	750-043596	ABBX5581	MX2000-LC-ADAPTER
ADC 5	REV 13	750-043596	ABBX5545	PROTO-ASSEMBLY
ADC 6	REV 13	750-043596	ABBX5554	PROTO-ASSEMBLY
ADC 7	REV 07	750-043596	ABBV7194	MX2000-LC-ADAPTER
ADC 8	REV 07	750-043596	ABBV7251	MX2000-LC-ADAPTER
ADC 9	REV 07	750-043596	ABBV7202	MX2000-LC-ADAPTER
ADC 10	REV 13	750-043596	ABBX5579	MX2000-LC-ADAPTER
ADC 12	REV 13	750-043596	ABBX5575	MX2000-LC-ADAPTER
ADC 13	REV 13	750-043596	ABBX5539	PROTO-ASSEMBLY
ADC 14	REV 13	750-043596	ABBX5555	PROTO-ASSEMBLY
ADC 15	REV 13	750-043596	ABBX5557	MX2000-LC-ADAPTER
ADC 16	REV 13	750-043596	ABBX5536	PROTO-ASSEMBLY
ADC 17	REV 13	750-043596	ABBX5559	PROTO-ASSEMBLY
ADC 18	REV 13	750-043596	ABBX5537	PROTO-ASSEMBLY

ADC 19	REV 11	750-043596	ABBW5685	PROTO-ASSEMBLY
Fan Tray 0	REV 04	760-046960	ACAY0090	
Fan Tray 1	REV 04	760-046960	ACAY0088	
Fan Tray 2	REV 04	760-046960	ACAY0089	
Fan Tray 3	REV 04	760-046960	ACAY0108	

### show chassis hardware clei-models (MX2020 Router)

```
user@ host > show chassis hardware clei-models
```

Hardware inventory:

Item	Version	Part number	CLEI code	FRU model number
Midplane	REV 27	750-040240	PROTOXCLEI	750-040240
FPM Board	REV 06	760-040242	PROTOXCLEI	760-040242
PSM 0	REV 01	740-045050	IPUPAJMKAA	MX2000-PSM-HC-DC-S-A
PSM 1	REV 01	740-045050	IPUPAJMKAA	MX2000-PSM-HC-DC-S-A
PSM 2	REV 01	740-045050	IPUPAJMKAA	MX2000-PSM-HC-DC-S-A
PSM 3	REV 01	740-045050	IPUPAJMKAA	MX2000-PSM-HC-DC-S-A
PSM 4	REV 01	740-045050	IPUPAJMKAA	MX2000-PSM-HC-DC-S-A
PSM 5	REV 01	740-045050	IPUPAJMKAA	MX2000-PSM-HC-DC-S-A
PSM 6	REV 01	740-045050	IPUPAJMKAA	MX2000-PSM-HC-DC-S-A
PSM 7	REV 01	740-045050	IPUPAJMKAA	MX2000-PSM-HC-DC-S-A
PSM 8	REV 01	740-045050	IPUPAJMKAA	MX2000-PSM-HC-DC-S-A
PSM 9	REV 03	740-045050	IPUPAJMKAA	MX2000-PSM-DC-S-A
PSM 10	REV 03	740-045050	IPUPAJMKAA	MX2000-PSM-DC-S-A
PSM 11	REV 03	740-045050	IPUPAJMKAA	MX2000-PSM-DC-S-A
PSM 12	REV 03	740-045050	IPUPAJMKAA	MX2000-PSM-DC-S-A
PSM 13	REV 03	740-045050	IPUPAJMKAA	MX2000-PSM-DC-S-A
PSM 15	REV 03	740-045050	IPUPAJMKAA	MX2000-PSM-DC-S-A
PDM 0	REV 01	740-045234		
PDM 1	REV 01	740-045234		
PDM 2	REV 01	740-045234	IPUPAJSKAA	MX2000-PDM-DC-S-A
Routing Engine 0	REV 02	740-041821		RE-S-1800X4-16G-S
Routing Engine 1	REV 02	740-041821		RE-S-1800X4-16G-S
CB 0	REV 08	750-040257	PROTOXCLEI	750-040257
CB 1	REV 04	750-040257	PROTOXCLEI	750-040257
SFB 0	REV 05	711-044466	IPUCBA6CAA	MX2000-SFB-S
SFB 1	REV 05	711-044466	IPUCBA6CAA	MX2000-SFB-S
SFB 2	REV 05	711-044466	IPUCBA6CAA	MX2000-SFB-S
SFB 4	REV 05	711-044466	IPUCBA6CAA	MX2000-SFB-S
SFB 5	REV 05	711-044466	IPUCBA6CAA	MX2000-SFB-S
SFB 7	REV 05	711-044466	IPUCBA6CAA	MX2000-SFB-S
FPC 0	REV 30	750-028467		MPC-3D-16XGE-SFPP
FPC 1	REV 30	750-028467		MPC-3D-16XGE-SFPP
FPC 2	REV 30	750-028467		MPC-3D-16XGE-SFPP
FPC 3	REV 32	750-028467		MPC-3D-16XGE-SFPP
FPC 4	REV 32	750-028467		MPC-3D-16XGE-SFPP
FPC 5	REV 32	750-028467		MPC-3D-16XGE-SFPP
FPC 6	REV 30	750-028467		MPC-3D-16XGE-SFPP
FPC 7	REV 32	750-028467		MPC-3D-16XGE-SFPP
FPC 8	REV 30	750-028467		MPC-3D-16XGE-SFPP
FPC 9	REV 32	750-028467		MPC-3D-16XGE-SFPP
FPC 10	REV 30	750-028467		MPC-3D-16XGE-SFPP
FPC 11	REV 32	750-028467		MPC-3D-16XGE-SFPP
FPC 12	REV 30	750-028467		MPC-3D-16XGE-SFPP
FPC 13	REV 30	750-028467		MPC-3D-16XGE-SFPP
FPC 14	REV 23	750-028467		MPC-3D-16XGE-SFPP
FPC 15	REV 32	750-028467		MPC-3D-16XGE-SFPP
FPC 16	REV 30	750-028467		MPC-3D-16XGE-SFPP
FPC 17	REV 32	750-028467		MPC-3D-16XGE-SFPP
FPC 18	REV 30	750-028467		MPC-3D-16XGE-SFPP
FPC 19	REV 32	750-028467		MPC-3D-16XGE-SFPP

ADC 0	REV 13	750-043596	PROTOXCLEI	PROTO-ASSEMBLY
ADC 1	REV 13	750-043596	PROTOXCLEI	PROTO-ASSEMBLY
ADC 2	REV 13	750-043596	IPUCBA8CAA	MX2000-LC-ADAPTER
ADC 3	REV 13	750-043596	IPUCBA8CAA	MX2000-LC-ADAPTER
ADC 4	REV 13	750-043596	IPUCBA8CAA	MX2000-LC-ADAPTER
ADC 5	REV 13	750-043596	PROTOXCLEI	PROTO-ASSEMBLY
ADC 6	REV 13	750-043596	PROTOXCLEI	PROTO-ASSEMBLY
ADC 7	REV 07	750-043596	PROTOXCLEI	MX2000-LC-ADAPTER
ADC 8	REV 07	750-043596	PROTOXCLEI	MX2000-LC-ADAPTER
ADC 9	REV 07	750-043596	PROTOXCLEI	MX2000-LC-ADAPTER
ADC 10	REV 13	750-043596	IPUCBA8CAA	MX2000-LC-ADAPTER
ADC 12	REV 13	750-043596	IPUCBA8CAA	MX2000-LC-ADAPTER
ADC 13	REV 13	750-043596	PROTOXCLEI	PROTO-ASSEMBLY
ADC 14	REV 13	750-043596	PROTOXCLEI	PROTO-ASSEMBLY
ADC 15	REV 13	750-043596	IPUCBA8CAA	MX2000-LC-ADAPTER
ADC 16	REV 13	750-043596	PROTOXCLEI	PROTO-ASSEMBLY
ADC 17	REV 13	750-043596	PROTOXCLEI	PROTO-ASSEMBLY
ADC 18	REV 13	750-043596	PROTOXCLEI	PROTO-ASSEMBLY
ADC 19	REV 11	750-043596	PROTOXCLEI	PROTO-ASSEMBLY
Fan Tray 0	REV 04	760-046960		
Fan Tray 1	REV 04	760-046960		
Fan Tray 2	REV 04	760-046960		
Fan Tray 3	REV 04	760-046960		

#### show chassis hardware (MX2020 Router with MPC5EQ and MPC6E)

```

user@host> show chassis hardware
Hardware inventory:

```

Item	Version	Part number	Serial number	Description
Chassis			JN120BADBAFJ	MX2020
Midplane			ABAB9243	Lower Backplane
Midplane 1	REV 04	711-032386	ABAB9399	Upper Backplane
PMP 1	REV 05	711-032428	ACAJ2541	Upper Power Midplane
PMP 0	REV 04	711-032426	ACAJ2194	Lower Power Midplane
FPM Board	REV 13	760-040242	ABCA8835	Front Panel Display
PSM 0	REV 01	740-050037	1EDB32403L5	DC 52V Power Supply
Module				
PSM 1	REV 01	740-050037	1EDB32403L3	DC 52V Power Supply
Module				
PSM 2	REV 01	740-050037	1EDB32403KM	DC 52V Power Supply
Module				
PSM 3	REV 01	740-050037	1EDB3130079	DC 52V Power Supply
Module				
PSM 4	REV 01	740-050037	1EDB3130077	DC 52V Power Supply
Module				
PSM 5	REV 01	740-050037	1EDB3130020	DC 52V Power Supply
Module				
PSM 6	REV 01	740-050037	1EDB313009S	DC 52V Power Supply
Module				
PSM 7	REV 01	740-050037	1EDB313008E	DC 52V Power Supply
Module				
PSM 8	REV 01	740-050037	1EDB3130063	DC 52V Power Supply
Module				
PSM 12	REV 01	740-050037	1EDB3130026	DC 52V Power Supply
Module				
PSM 13	REV 01	740-050037	1EDB3130074	DC 52V Power Supply
Module				
PSM 14	REV 01	740-050037	1EDB313009D	DC 52V Power Supply
Module				
PSM 15	REV 01	740-050037	1EDB3130024	DC 52V Power Supply
Module				

PSM 16 Module	REV 01	740-050037	1EDB3130054	DC 52V Power Supply
PSM 17 Module	REV 01	740-050037	1EDB3130080	DC 52V Power Supply
PDM 0	REV 03	740-045234	1EGA3170144	DC Power Dist Module
PDM 1	REV 03	740-045234	1EGA3170158	DC Power Dist Module
PDM 2	REV 03	740-045234	1EGA3170182	DC Power Dist Module
PDM 3	REV 03	740-045234	1EGA3170207	DC Power Dist Module
Routing Engine 0	REV 02	740-041821	9009112112	RE-S-1800x4
Routing Engine 1	REV 02	740-041821	9009112087	RE-S-1800x4
CB 0	REV 23	750-040257	CABA2295	Control Board
CB 1	REV 23	750-040257	CABE8379	Control Board
SPMB 0	REV 02	711-041855	ABCE8851	PMB Board
SPMB 1	REV 02	711-041855	ABCE8839	PMB Board
SFB 0	REV 06	711-044466	ABCD5001	Switch Fabric Board
SFB 1	REV 06	711-044466	ABCD5034	Switch Fabric Board
SFB 2	REV 06	711-044466	ABCH3899	Switch Fabric Board
SFB 3	REV 06	711-044466	ABCD5020	Switch Fabric Board
SFB 4	REV 06	711-044466	ABCD4975	Switch Fabric Board
SFB 5	REV 06	711-044466	ABCH3881	Switch Fabric Board
SFB 6	REV 06	711-044466	ABCD5026	Switch Fabric Board
SFB 7	REV 06	711-044466	ABCD5032	Switch Fabric Board
FPC 0	REV 39	750-045715	CACD1902	MPC5E 3D Q 24XGE+6XLGE
CPU	REV 09	711-045719	CACB1933	RMPK PMB
PIC 0		BUILTIN	BUILTIN	12X10GE SFPP OTN
Xcvr 0	REV 01	740-031980	B11F00361	SFP+-10G-SR
Xcvr 2	REV 01	740-021308	19T511101854	SFP+-10G-SR
Xcvr 3	REV 01	740-021308	19T511100377	SFP+-10G-SR
Xcvr 4	REV 01	740-031980	ANT0878	SFP+-10G-SR
Xcvr 5	REV 01	740-021308	19T511100398	SFP+-10G-SR
Xcvr 6	REV 01	740-021308	AQ4363J	SFP+-10G-SR
Xcvr 7	REV 01	740-021308	19T511101377	SFP+-10G-SR
Xcvr 8	REV 01	740-031980	ANT072M	SFP+-10G-SR
Xcvr 9	REV 01	740-021308	AG90C7N	SFP+-10G-SR
Xcvr 10	REV 01	740-031980	AM30M09	SFP+-10G-SR
Xcvr 11	REV 01	740-031980	B10E01016	SFP+-10G-SR
PIC 1		BUILTIN	BUILTIN	12X10GE SFPP OTN
Xcvr 0	REV 01	740-031980	B10L04151	SFP+-10G-SR
Xcvr 1	REV 01	740-021308	19T511101379	SFP+-10G-SR
Xcvr 2	REV 01	740-021308	AQ5036J	SFP+-10G-SR
Xcvr 3	REV 01	740-021308	AG90C4M	SFP+-10G-SR
Xcvr 4	REV 01	740-021308	19T511101104	SFP+-10G-SR
Xcvr 5	REV 01	740-021308	AQ502ZM	SFP+-10G-SR
Xcvr 6	REV 01	740-021308	AN10KY2	SFP+-10G-SR
Xcvr 7	REV 01	740-021308	AQ43G41	SFP+-10G-SR
Xcvr 8	REV 01	740-021308	AQ41F04	SFP+-10G-SR
Xcvr 9	REV 01	740-031980	AMS16N3	SFP+-10G-SR
Xcvr 10	REV 01	740-021308	AMH04Y3	SFP+-10G-SR
Xcvr 11	REV 01	740-021308	ANA093E	SFP+-10G-SR
PIC 2		BUILTIN	BUILTIN	3X40GE QSFPP
PIC 3		BUILTIN	BUILTIN	3X40GE QSFPP
WAN MEZZ	REV 09	750-049136	CABN0410	MPC5E 24XGE OTN Mezz
FPC 1	REV 11	750-045372	CABK8112	MPCE Type 3 3D
CPU	REV 08	711-035209	CABJ6621	HMPK PMB 2G
MIC 0	REV 07	750-033307	CAAZ2897	10X10GE SFPP
PIC 0		BUILTIN	BUILTIN	10X10GE SFPP
Xcvr 0	REV 01	740-021308	AQ501VK	SFP+-10G-SR
Xcvr 1	REV 01	740-021308	AQ501YC	SFP+-10G-SR
Xcvr 2	REV 01	740-021308	AQ43HJF	SFP+-10G-SR
Xcvr 3	REV 01	740-021308	AQ43H8D	SFP+-10G-SR
Xcvr 4	REV 01	740-021308	19T511100370	SFP+-10G-SR

Xcvr 5	REV 01	740-031980	153363A00763	SFP+-10G-SR
Xcvr 6	REV 01	740-021308	APH2LXB	SFP+-10G-SR
Xcvr 7	REV 01	740-031980	AMCOLVV	SFP+-10G-SR
Xcvr 8	REV 01	740-031980	B11F00230	SFP+-10G-SR
MIC 1	REV 14	750-033196	CAAP1390	1X100GE CXF
PIC 2		BUILTIN	BUILTIN	1X100GE CXF
Xcvr 0	REV 01	740-032166	XB11F000M	CFP2-100G-SR10
FPC 2	REV 17	750-037355	CAAS5826	MPC4E 3D 2CGE+8XGE
CPU	REV 08	711-035209	CAAR3986	HMPC PMB 2G
PIC 0		BUILTIN	BUILTIN	4x10GE SFPP
Xcvr 0	REV 01	740-021308	T09F43722	SFP+-10G-SR
Xcvr 1	REV 01	740-031980	ALP0KXF	SFP+-10G-SR
Xcvr 2	REV 01	740-021308	AQ502FG	SFP+-10G-SR
Xcvr 3	REV 01	740-021308	AQ502T7	SFP+-10G-SR
PIC 1		BUILTIN	BUILTIN	1X100GE CFP
Xcvr 0	REV 01	740-035329	X12J00571	CFP-100G-SR10
PIC 2		BUILTIN	BUILTIN	4x10GE SFPP
Xcvr 0	REV 01	740-031980	AJ71KEH	SFP+-10G-SR
Xcvr 1	REV 01	740-031980	B11E01355	SFP+-10G-SR
Xcvr 3	REV 01	740-031980	B11F00249	SFP+-10G-SR
PIC 3		BUILTIN	BUILTIN	1X100GE CFP
FPC 3	REV 05	750-044444	CAAY9920	MPCE Type 2 3D P
CPU	REV 04	711-038484	CAAW3639	MPCE PMB 2G
MIC 0	REV 28	750-028387	CAAX1083	3D 4x 10GE XFP
PIC 0		BUILTIN	BUILTIN	2x 10GE XFP
Xcvr 0		NON-JNPR	CC07BK05B	XFP-10G-SR
Xcvr 1	REV 01	740-011571	C728XJ00U	XFP-10G-SR
PIC 1		BUILTIN	BUILTIN	2x 10GE XFP
Xcvr 0		NON-JNPR	T12L92339	XFP-10G-SR
QXM 0	REV 06	711-028408	CAAW4915	MPC QXM
QXM 1	REV 06	711-028408	CAAW4894	MPC QXM
FPC 4	REV 18	750-046005	CACH5661	MPC5E 3D Q 2CGE+4XGE
CPU	REV 09	711-045719	CACF2880	RMPC PMB
PIC 0		BUILTIN	BUILTIN	2X10GE SFPP OTN
PIC 1		BUILTIN	BUILTIN	1X100GE CFP2 OTN
Xcvr 0	REV 01	740-046563	XD16FC03Y	CFP2-100G-SR10
PIC 2		BUILTIN	BUILTIN	2X10GE SFPP OTN
PIC 3		BUILTIN	BUILTIN	1X100GE CFP2 OTN
Xcvr 0	REV 01	740-049775	J13K72997	CFP2-100G-LR4-D
FPC 5	REV 35	750-028467	CAAR2623	MPC 3D 16x 10GE
CPU	REV 11	711-029089	CAAR0491	AMPC PMB
PIC 0		BUILTIN	BUILTIN	4x 10GE(LAN) SFP+
Xcvr 0	REV 01	740-021308	AQ5027T	SFP+-10G-SR
Xcvr 1	REV 01	740-021308	AQ502J0	SFP+-10G-SR
Xcvr 2	REV 01	740-021308	AQ5027S	SFP+-10G-SR
Xcvr 3	REV 01	740-021308	AQ501Y7	SFP+-10G-SR
PIC 1		BUILTIN	BUILTIN	4x 10GE(LAN) SFP+
Xcvr 0	REV 01	740-021308	AQ501YB	SFP+-10G-SR
Xcvr 1	REV 01	740-021308	AQ503EB	SFP+-10G-SR
Xcvr 2	REV 01	740-021308	AQ43HJH	SFP+-10G-SR
Xcvr 3	REV 01	740-021308	AQ43J0Y	SFP+-10G-SR
PIC 2		BUILTIN	BUILTIN	4x 10GE(LAN) SFP+
Xcvr 0	REV 01	740-021308	AQ50352	SFP+-10G-SR
Xcvr 1	REV 01	740-021308	AQ501X6	SFP+-10G-SR
Xcvr 2	REV 01	740-021308	AQ502NV	SFP+-10G-SR
Xcvr 3	REV 01	740-021308	AQ502ZJ	SFP+-10G-SR
PIC 3		BUILTIN	BUILTIN	4x 10GE(LAN) SFP+
Xcvr 0	REV 01	740-021308	AQ502H4	SFP+-10G-SR
Xcvr 1	REV 01	740-021308	AQ43HJK	SFP+-10G-SR
Xcvr 2	REV 01	740-031980	AJ30CU7	SFP+-10G-SR
FPC 9	REV 30	750-044130	ABCF5773	MPC6E 3D

CPU	REV 09	711-045719	ABCF1270	RMPC PMB
MIC 0	REV 05	750-049457	ABCD7829	2X100GE CFP2 OTN
PIC 0		BUILTIN	BUILTIN	2X100GE CFP2 OTN
Xcvr 0		NON-JNPR	FE13F000K	CFP2-100G-SR10
Xcvr 1	REV 01	740-048813	XD32FE017	CFP2-100G-LR-D
MIC 1	REV 07	750-049457	ABCK2812	2X100GE CFP2 OTN
PIC 1		BUILTIN	BUILTIN	2X100GE CFP2 OTN
Xcvr 0	REV 01	740-048813	XD32FE018	CFP2-100G-SR10
Xcvr 1		NON-JNPR	FE13F000E	CFP2-100G-LR4-D
XLM 0	REV 05.2.00	711-046638	ABCF5915	MPC6E XL
XLM 1	REV 05.2.00	711-046638	ABCF5916	MPC6E XL
FPC 10	REV 36	750-044130	ABCS8602	MPC6E 3D
CPU	REV 09	711-045719	ABCS8779	RMPC PMB
MIC 0	REV 06	750-049979	ABCK2656	24X10GE SFPP OTN
PIC 0		BUILTIN	BUILTIN	24X10GE SFPP OTN
Xcvr 0	REV 01	740-021308	AQ43J08	SFP+-10G-SR
Xcvr 1	REV 01	740-021308	AQE1Y2E	SFP+-10G-SR
Xcvr 2	REV 01	740-021308	AQE1UW4	SFP+-10G-SR
Xcvr 3	REV 01	740-021308	AQE1MQF	SFP+-10G-SR
Xcvr 4	REV 01	740-021308	AQGOMN1	SFP+-10G-SR
Xcvr 5	REV 01	740-021308	AQE1L9M	SFP+-10G-SR
Xcvr 6	REV 01	740-021308	AQGOMPD	SFP+-10G-SR
Xcvr 7	REV 01	740-021308	AQE1Y2B	SFP+-10G-SR
Xcvr 8	REV 01	740-021308	AQGOLT5	SFP+-10G-SR
Xcvr 9	REV 01	740-021308	AQD2ET4	SFP+-10G-SR
Xcvr 10	REV 01	740-021308	AQGOMPC	SFP+-10G-SR
Xcvr 11	REV 01	740-021308	AQGOM63	SFP+-10G-SR
Xcvr 12	REV 01	740-021308	AQGOLT1	SFP+-10G-SR
Xcvr 13	REV 01	740-021308	AQGOM4L	SFP+-10G-SR
Xcvr 14	REV 01	740-021308	AQGOLS7	SFP+-10G-SR
Xcvr 15	REV 01	740-021308	AQE1MQB	SFP+-10G-SR
Xcvr 16	REV 01	740-021308	AQGOLZP	SFP+-10G-SR
Xcvr 17	REV 01	740-021308	AQE1LU9	SFP+-10G-SR
Xcvr 18	REV 01	740-021308	AQGOMRZ	SFP+-10G-SR
Xcvr 19	REV 01	740-021308	AQE1MQ9	SFP+-10G-SR
Xcvr 20	REV 01	740-021308	AQGOLRX	SFP+-10G-SR
Xcvr 21	REV 01	740-021308	AQE1UWD	SFP+-10G-SR
Xcvr 22	REV 01	740-021308	AQGOLT4	SFP+-10G-SR
Xcvr 23	REV 01	740-021308	AQE1MQL	SFP+-10G-SR
MIC 1	REV 12	750-050008	ABCK5372	4X100GE CXP
PIC 1		BUILTIN	BUILTIN	4X100GE CXP
Xcvr 3	REV 01	740-046563	XD16FC02Z	CFP2-100G-SR10
XLM 0	REV 07.2.00	711-046638	ABCK3481	MPC6E XL
XLM 1	REV 07.2.00	711-046638	ABCK4725	MPC6E XL
FPC 17	REV 28	750-044130	ABBZ3873	MPC6E 3D
CPU	REV 08	711-045719	ABBZ3770	RMPC PMB
MIC 0	REV 11	750-046535	ABCC7731	24X10GE SFPP
PIC 0		BUILTIN	BUILTIN	24X10GE SFPP
Xcvr 1	REV 01	740-021308	APK0543	SFP+-10G-SR
Xcvr 2	REV 01	740-031980	B10G01119	SFP+-10G-SR
Xcvr 3	REV 01	740-021308	AQ502SX	SFP+-10G-SR
Xcvr 4	REV 01	740-021308	AQ43H84	SFP+-10G-SR
Xcvr 5	REV 01	740-021308	AQ501TB	SFP+-10G-SR
Xcvr 6	REV 01	740-021308	AQ502JZ	SFP+-10G-SR
Xcvr 7	REV 01	740-021308	AQ502SC	SFP+-10G-SR
Xcvr 8	REV 01	740-021308	AQ502JW	SFP+-10G-SR
Xcvr 9	REV 01	740-021308	AQ502RM	SFP+-10G-SR
Xcvr 10	REV 01	740-031980	AHK013B	SFP+-10G-SR
Xcvr 11	REV 01	740-021308	AQGOMRT	SFP+-10G-SR
Xcvr 13	REV 01	740-031980	AMC0JTC	SFP+-10G-SR
Xcvr 14	REV 01	740-021308	ANAGMQO	SFP+-10G-SR

Xcvr 15	REV 01	740-021308	AQ502GS	SFP+-10G-SR
Xcvr 16	REV 01	740-021308	AQGOM0J	SFP+-10G-SR
Xcvr 17	REV 01	740-021308	AQGOMUR	SFP+-10G-SR
Xcvr 18	REV 01	740-021308	AQGOMRR	SFP+-10G-SR
Xcvr 19	REV 01	740-021308	AQGOM0F	SFP+-10G-SR
Xcvr 20	REV 01	740-021308	AQ50312	SFP+-10G-SR
Xcvr 21	REV 01	740-021308	AQ5032U	SFP+-10G-SR
Xcvr 22	REV 01	740-021308	APE17B5	SFP+-10G-SR
Xcvr 23	REV 01	740-021309	91D104A00011	SFP+-10G-LR
MIC 1	REV 03	750-050008	ABCC4522	4X100GE CXP
PIC 1		BUILTIN	BUILTIN	4X100GE CXP
Xcvr 0	REV 01	740-046563	XD16FC02U	CFP2-100G-SR10
Xcvr 1	REV 01	740-046563	XC42FC03K	CFP2-100G-SR10
Xcvr 2	REV 01	740-046563	XC42FC01Z	CFP2-100G-SR10
Xcvr 3	REV 01	740-046563	XC42FC02U	CFP2-100G-SR10
XLM 0	REV 04.2.00	711-046638	ABBZ3779	MPC6E XL
XLM 1	REV 04.2.00	711-046638	ABBZ3780	MPC6E XL
FPC 18	REV 39	750-045715	CACD1910	MPC5E 3D Q 24XGE+6XLGE
CPU	REV 09	711-045719	CACD1817	RMPD PMB
PIC 0		BUILTIN	BUILTIN	12X10GE SFPP OTN
PIC 1		BUILTIN	BUILTIN	12X10GE SFPP OTN
PIC 2		BUILTIN	BUILTIN	3X40GE QSFPP
Xcvr 0	REV 01	740-046565	QD130194	QSFP+-40G-SR4
Xcvr 1	REV 01	740-046565	QD130193	QSFP+-40G-SR4
Xcvr 2	REV 01	740-046565	QD130196	QSFP+-40G-SR4
PIC 3		BUILTIN	BUILTIN	3X40GE QSFPP
Xcvr 0	REV 01	740-046565	QD130191	QSFP+-40G-SR4
Xcvr 1	REV 01	740-046565	QD130198	QSFP+-40G-SR4
Xcvr 2	REV 01	740-046565	QD130192	QSFP+-40G-SR4
WAN MEZZ	REV 09	750-049136	CABN0411	MPC5E 24XGE OTN Mezz
FPC 19	REV 39	750-045715	CACD1908	MPC5E 3D Q 24XGE+6XLGE
CPU	REV 09	711-045719	CACD1820	RMPD PMB
PIC 0		BUILTIN	BUILTIN	12X10GE SFPP OTN
Xcvr 0	REV 01	740-021308	AQA0EXJ	SFP+-10G-SR
Xcvr 1	REV 01	740-021308	AQGOM6D	SFP+-10G-SR
Xcvr 2	REV 01	740-021308	AQGOLW7	SFP+-10G-SR
Xcvr 3	REV 01	740-021308	AQA0JKB	SFP+-10G-SR
Xcvr 4	REV 01	740-021308	AQGOMTM	SFP+-10G-SR
Xcvr 5	REV 01	740-021308	AQA07NE	SFP+-10G-SR
Xcvr 6	REV 01	740-021308	AQGOM41	SFP+-10G-SR
Xcvr 7	REV 01	740-021308	AQGOMU7	SFP+-10G-SR
Xcvr 8	REV 01	740-021308	AQGOMUG	SFP+-10G-SR
Xcvr 9	REV 01	740-021308	AQGOMMX	SFP+-10G-SR
Xcvr 10	REV 01	740-021308	AQGOM5K	SFP+-10G-SR
Xcvr 11	REV 01	740-021308	AQGOLVZ	SFP+-10G-SR
PIC 1		BUILTIN	BUILTIN	12X10GE SFPP OTN
PIC 2		BUILTIN	BUILTIN	3X40GE QSFPP
PIC 3		BUILTIN	BUILTIN	3X40GE QSFPP
Xcvr 0	REV 01	740-046565	QD130242	QSFP+-40G-SR4
Xcvr 1	REV 01	740-046565	QD130245	QSFP+-40G-SR4
Xcvr 2	REV 01	740-046565	QD130613	QSFP+-40G-SR4
WAN MEZZ	REV 09	750-049136	CABN0418	MPC5E 24XGE OTN Mezz
ADC 0	REV 17	750-043596	ABCD5378	Adapter Card
ADC 1	REV 17	750-043596	ABCD5465	Adapter Card
ADC 2	REV 17	750-043596	ABCD5431	Adapter Card
ADC 3	REV 17	750-043596	ABCD5356	Adapter Card
ADC 4	REV 02	750-043596	ZW1545	Adapter Card
ADC 5	REV 17	750-043596	ABCD5517	Adapter Card
ADC 18	REV 17	750-043596	ABCD5535	Adapter Card
ADC 19	REV 01	750-043596	ZV4127	Adapter Card
Fan Tray 0	REV 06	760-046960	ACAY0791	172mm FanTray - 6 Fans

Fan Tray 1	REV 06	760-046960	ACAY0788	172mm FanTray - 6 Fans
Fan Tray 2	REV 06	760-046960	ACAY0755	172mm FanTray - 6 Fans
Fan Tray 3	REV 06	760-046960	ACAY0441	172mm FanTray - 6 Fans

### show chassis hardware detail (MX2020 Router with MPC5EQ and MPC6E)

```
user@host>show chassis hardware detail
```

```
Hardware inventory:
```

Item	Version	Part number	Serial number	Description
Chassis			JN120BADBAFJ	MX2020
Midplane	REV 51	750-040240	ABAB9243	Lower Backplane
Midplane 1	REV 04	711-032386	ABAB9399	Upper Backplane
PMP 1	REV 05	711-032428	ACAJ2541	Upper Power Midplane
PMP 0	REV 04	711-032426	ACAJ2194	Lower Power Midplane
FPM Board	REV 13	760-040242	ABCA8835	Front Panel Display
PSM 0	REV 01	740-050037	1EDB32403L5	DC 52V Power Supply
Module				
PSM 1	REV 01	740-050037	1EDB32403L3	DC 52V Power Supply
Module				
PSM 2	REV 01	740-050037	1EDB32403KM	DC 52V Power Supply
Module				
PSM 3	REV 01	740-050037	1EDB3130079	DC 52V Power Supply
Module				
PSM 4	REV 01	740-050037	1EDB3130077	DC 52V Power Supply
Module				
PSM 5	REV 01	740-050037	1EDB3130020	DC 52V Power Supply
Module				
PSM 6	REV 01	740-050037	1EDB313009S	DC 52V Power Supply
Module				
PSM 7	REV 01	740-050037	1EDB313008E	DC 52V Power Supply
Module				
PSM 8	REV 01	740-050037	1EDB3130063	DC 52V Power Supply
Module				
PSM 12	REV 01	740-050037	1EDB3130026	DC 52V Power Supply
Module				
PSM 13	REV 01	740-050037	1EDB3130074	DC 52V Power Supply
Module				
PSM 14	REV 01	740-050037	1EDB313009D	DC 52V Power Supply
Module				
PSM 15	REV 01	740-050037	1EDB3130024	DC 52V Power Supply
Module				
PSM 16	REV 01	740-050037	1EDB3130054	DC 52V Power Supply
Module				
PSM 17	REV 01	740-050037	1EDB3130080	DC 52V Power Supply
Module				
PDM 0	REV 03	740-045234	1EGA3170144	DC Power Dist Module
PDM 1	REV 03	740-045234	1EGA3170158	DC Power Dist Module
PDM 2	REV 03	740-045234	1EGA3170182	DC Power Dist Module
PDM 3	REV 03	740-045234	1EGA3170207	DC Power Dist Module
Routing Engine 0	REV 02	740-041821	9009112112	RE-S-1800x4
ad0	3998 MB	Virtium - TuffDrive	VCF P1T0200274310822	113 Compact Flash
ad1	30533 MB	UGB94BPH32H0S1-KCI	11000031656	Disk 1
usb0 (addr 1)		EHCI root hub 0	Intel	uhub0
usb0 (addr 2)		product 0x0020 32	vendor 0x8087	uhub1
DIMM 0		SGU04G72H1BD2SA-BB DIE REV-52 PCB REV-54	MFR ID-ce80	
DIMM 1		SGU04G72H1BD2SA-BB DIE REV-52 PCB REV-54	MFR ID-ce80	
DIMM 2		SGU04G72H1BD2SA-BB DIE REV-52 PCB REV-54	MFR ID-ce80	
DIMM 3		SGU04G72H1BD2SA-BB DIE REV-52 PCB REV-54	MFR ID-ce80	
Routing Engine 1	REV 02	740-041821	9009112087	RE-S-1800x4
ad0	3998 MB	Virtium - TuffDrive	VCF P1T0200274310822	366 Compact Flash
ad1	30533 MB	UGB94BPH32H0S1-KCI	11000039979	Disk 1

CB 0	REV 23	750-040257	CABA2295	Control Board
CB 1	REV 23	750-040257	CABE8379	Control Board
SPMB 0				
SPMB 1				
FPC 0 CPU	REV 39	750-045715	CACD1902	MPC5E 3D Q 24XGE+6XLGE
FPC 1 CPU	REV 11	750-045372	CABK8112	MPCE Type 3 3D
FPC 2 CPU	REV 17	750-037355	CAAS5826	MPC4E 3D 2CGE+8XGE
FPC 3 CPU	REV 05	750-044444	CAAY9920	MPCE Type 2 3D P
FPC 4 CPU	REV 18	750-046005	CACH5661	MPC5E 3D Q 2CGE+4XGE
FPC 5 CPU	REV 35	750-028467	CAAR2623	MPC 3D 16x 10GE
FPC 9 CPU	REV 30	750-044130	ABCF5773	MPC6E 3D
FPC 10 CPU	REV 36	750-044130	ABCS8602	MPC6E 3D
FPC 17 CPU	REV 28	750-044130	ABBZ3873	MPC6E 3D
FPC 18 CPU	REV 39	750-045715	CACD1910	MPC5E 3D Q 24XGE+6XLGE
FPC 19 CPU	REV 39	750-045715	CACD1908	MPC5E 3D Q 24XGE+6XLGE
Fan Tray 0	REV 06	760-046960	ACAY0791	172mm FanTray - 6 Fans
Fan Tray 1	REV 06	760-046960	ACAY0788	172mm FanTray - 6 Fans
Fan Tray 2	REV 06	760-046960	ACAY0755	172mm FanTray - 6 Fans
Fan Tray 3	REV 06	760-046960	ACAY0441	172mm FanTray - 6 Fans

#### show chassis hardware extensive (MX2020 Router with MPC5EQ and MPC6E)

```

Hardware inventory:
Item          Version  Part number  Serial number  Description
Chassis
Jedec Code:   0x7fb0          EEPROM Version: 0x02
S/N:          JN120BADBAFJ
Assembly ID:  0x0557          Assembly Version: 00.00
Date:         00-00-0000      Assembly Flags:  0x00
ID: MX2020
Board Information Record:
Address 0x00: 00 00 00 00 00 00 00 00 00 00 00 00 00 00 00 00
I2C Hex Data:
Address 0x00: 7f b0 02 ff 05 57 00 00 00 00 00 00 00 00 00 00
Address 0x10: 00 00 00 00 00 00 00 00 00 00 00 00 00 00 00 00
Address 0x20: 4a 4e 31 32 30 42 41 44 42 41 46 4a 00 00 00 00
Address 0x30: 00 00 00 ff 00 00 00 00 00 00 00 00 00 00 00 00
Address 0x40: 00 00 00 00 00 00 00 00 00 00 00 00 00 00 00 00
Address 0x50: 00 00 00 00 00 00 00 00 00 00 00 00 00 00 00 00
Address 0x60: 00 00 00 00 00 00 00 00 00 00 00 00 00 00 00 00
Address 0x70: 00 00 00 00 00 00 00 00 00 00 00 00 00 00 00 00
Midplane          REV 51  750-040240  ABAB9243          Lower Backplane
Jedec Code:       0x7fb0          EEPROM Version: 0x02
P/N:              750-040240      S/N:              ABAB9243
Assembly ID:      0x0b22          Assembly Version: 01.51
Date:             05-30-2013      Assembly Flags:   0x00
Version:          REV 51          CLEI Code:        IPMU710ARA
ID: Lower Backplane          FRU Model Number: CHAS-BP-MX2020-S
Board Information Record:
Address 0x00: ad 01 10 00 4c 96 14 72 30 08 ff ff ff ff ff ff

```

```

I2C Hex Data:
Address 0x00: 7f b0 02 ff 0b 22 01 33 52 45 56 20 35 31 00 00
Address 0x10: 00 00 00 00 37 35 30 2d 30 34 30 32 34 30 00 00
Address 0x20: 53 2f 4e 20 41 42 41 42 39 32 34 33 00 1e 05 07
Address 0x30: dd ff ff ff ad 01 10 00 4c 96 14 72 30 08 ff ff
Address 0x40: ff ff ff ff 01 49 50 4d 55 37 31 30 41 52 41 43
Address 0x50: 48 41 53 2d 42 50 2d 4d 58 32 30 32 30 2d 53 00
Address 0x60: 00 00 00 00 00 00 41 00 00 ff ff ff ff ff ff ff
Address 0x70: ff ff ff d3 ff ff ff ff ff ff ff ff ff ff ff ff

Midplane 1      REV 04      711-032386      ABAB9399      Upper Backplane
Jedec Code:    0x7fb0      EEPROM Version:    0x01
P/N:          711-032386      S/N:              ABAB9399
Assembly ID:   0x0b23      Assembly Version:  01.04
Date:         10-22-2012      Assembly Flags:    0x00
Version:      REV 04
ID: Upper Backplane
Board Information Record:
Address 0x00: ff ff ff ff ff ff ff ff ff ff ff ff ff ff ff ff
I2C Hex Data:
Address 0x00: 7f b0 01 fe 0b 23 01 04 52 45 56 20 30 34 00 00
Address 0x10: 00 00 00 00 37 31 31 2d 30 33 32 33 38 36 00 00
Address 0x20: 53 2f 4e 20 41 42 41 42 39 33 39 39 00 16 0a 07
Address 0x30: dc ff ff ff ff ff ff ff ff ff ff ff ff ff ff ff
Address 0x40: ff ff ff ff 00 ff ff ff ff ff ff ff ff ff ff ff
Address 0x50: ff ff ff ff ff ff ff ff ff ff ff ff ff ff ff ff
Address 0x60: ff ff ff ff ff ff ff ff ff ff ff ff ff ff ff ff
Address 0x70: ff ff ff ff ff ff ff ff ff ff ff ff ff ff ff ff

PMP 1          REV 05      711-032428      ACAJ2541      Upper Power Midplane
Jedec Code:    0x7fb0      EEPROM Version:    0x01
P/N:          711-032428      S/N:              ACAJ2541
Assembly ID:   0x045c      Assembly Version:  01.05
Date:         04-26-2013      Assembly Flags:    0x00
Version:      REV 05
ID: Upper Power Midplane
Board Information Record:
Address 0x00: ff ff ff ff ff ff ff ff ff ff ff ff ff ff ff ff
I2C Hex Data:
Address 0x00: 7f b0 01 ff 04 5c 01 05 52 45 56 20 30 35 00 00
Address 0x10: 00 00 00 00 37 31 31 2d 30 33 32 34 32 38 00 00
Address 0x20: 53 2f 4e 20 41 43 41 4a 32 35 34 31 00 1a 04 07
Address 0x30: dd ff ff ff ff ff ff ff ff ff ff ff ff ff ff ff
Address 0x40: ff ff ff ff 00 ff ff ff ff ff ff ff ff ff ff ff
Address 0x50: ff ff ff ff ff ff ff ff ff ff ff ff ff ff ff ff
Address 0x60: ff ff ff ff ff ff ff ff ff ff ff ff ff ff ff ff
Address 0x70: ff ff ff ff ff ff ff ff ff ff ff ff ff ff ff ff

PMP 0          REV 04      711-032426      ACAJ2194      Lower Power Midplane
Jedec Code:    0x7fb0      EEPROM Version:    0x01
P/N:          711-032426      S/N:              ACAJ2194
Assembly ID:   0x045d      Assembly Version:  01.04
Date:         01-29-2013      Assembly Flags:    0x00
Version:      REV 04
ID: Lower Power Midplane
Board Information Record:
Address 0x00: ff ff ff ff ff ff ff ff ff ff ff ff ff ff ff ff
I2C Hex Data:
Address 0x00: 7f b0 01 ff 04 5d 01 04 52 45 56 20 30 34 00 00
Address 0x10: 00 00 00 00 37 31 31 2d 30 33 32 34 32 36 00 00
Address 0x20: 53 2f 4e 20 41 43 41 4a 32 31 39 34 00 1d 01 07
Address 0x30: dd ff ff ff ff ff ff ff ff ff ff ff ff ff ff ff
Address 0x40: ff ff ff ff 00 ff ff ff ff ff ff ff ff ff ff ff
Address 0x50: ff ff ff ff ff ff ff ff ff ff ff ff ff ff ff ff

```

```

Address 0x60: ff ff ff ff ff ff ff ff ff ff ff ff ff ff ff
Address 0x70: ff ff ff ff ff ff ff ff ff ff ff ff ff ff ff
FPM Board      REV 13    760-040242    ABCA8835      Front Panel Display
Jedec Code:    0x7fb0      EEPROM Version: 0x02
P/N:           760-040242    S/N:           ABCA8835
Assembly ID:   0x0b24      Assembly Version: 01.13
Date:          04-13-2013    Assembly Flags: 0x00
Version:       REV 13      CLEI Code:     IPMYAESJRA
ID: Front Panel Display    FRU Model Number: MX2020-CRAFT-S
Board Information Record:
Address 0x00: ff ff ff ff ff ff ff ff ff ff ff ff ff ff ff
I2C Hex Data:
Address 0x00: 7f b0 02 ff 0b 24 01 0d 52 45 56 20 31 33 00 00
Address 0x10: 00 00 00 00 37 36 30 2d 30 34 30 32 34 32 00 00
Address 0x20: 53 2f 4e 20 41 42 43 41 38 38 33 35 00 0d 04 07
Address 0x30: dd ff ff ff ff ff ff ff ff ff ff ff ff ff ff
Address 0x40: ff ff ff ff 01 49 50 4d 59 41 45 35 4a 52 41 4d
Address 0x50: 58 32 30 32 30 2d 43 52 41 46 54 2d 53 00 00 00
Address 0x60: 00 00 00 00 00 00 41 00 00 ff ff ff ff ff ff ff
Address 0x70: ff ff ff 95 ff ff ff ff ff ff ff ff ff ff ff ff
PSM 0          REV 01    740-050037    1EDB32403L5    DC 52V Power Supply
Module
Jedec Code:    0x7fb0      EEPROM Version: 0x02
P/N:           740-050037    S/N:           1EDB32403L5
Assembly ID:   0x0478      Assembly Version: 01.01
Date:          06-21-2013    Assembly Flags: 0x00
Version:       REV 01      CLEI Code:     IPUPAKRKAA
ID: DC 52V Power Supply Module FRU Model Number: MX2000-PSM-DC-S
Board Information Record:
Address 0x00: ff ff ff ff ff ff ff ff ff ff ff ff ff ff ff
I2C Hex Data:
Address 0x00: 7f b0 02 ff 04 78 01 01 52 45 56 20 30 31 00 00
Address 0x10: 00 00 00 00 37 34 30 2d 30 35 30 30 33 37 00 00
Address 0x20: 31 45 44 42 33 32 34 30 33 4c 35 00 00 15 06 07
Address 0x30: dd ff ff ff ff ff ff ff ff ff ff ff ff ff ff
Address 0x40: ff ff ff ff 01 49 50 55 50 41 4b 52 4b 41 41 4d
Address 0x50: 58 32 30 30 30 2d 50 53 4d 2d 44 43 2d 53 00 00
Address 0x60: 00 00 00 00 00 00 31 30 31 ff ff ff ff ff ff ff
Address 0x70: ff ff ff 2a 00 00 00 00 00 00 00 00 00 00 00 00
PSM 1          REV 01    740-050037    1EDB32403L3    DC 52V Power Supply
Module
Jedec Code:    0x7fb0      EEPROM Version: 0x02
P/N:           740-050037    S/N:           1EDB32403L3
Assembly ID:   0x0478      Assembly Version: 01.01
Date:          06-21-2013    Assembly Flags: 0x00
Version:       REV 01      CLEI Code:     IPUPAKRKAA
ID: DC 52V Power Supply Module FRU Model Number: MX2000-PSM-DC-S
Board Information Record:
Address 0x00: ff ff ff ff ff ff ff ff ff ff ff ff ff ff ff
I2C Hex Data:
Address 0x00: 7f b0 02 ff 04 78 01 01 52 45 56 20 30 31 00 00
Address 0x10: 00 00 00 00 37 34 30 2d 30 35 30 30 33 37 00 00
Address 0x20: 31 45 44 42 33 32 34 30 33 4c 33 00 00 15 06 07
Address 0x30: dd ff ff ff ff ff ff ff ff ff ff ff ff ff ff
Address 0x40: ff ff ff ff 01 49 50 55 50 41 4b 52 4b 41 41 4d
Address 0x50: 58 32 30 30 30 2d 50 53 4d 2d 44 43 2d 53 00 00
Address 0x60: 00 00 00 00 00 00 31 30 31 ff ff ff ff ff ff ff
Address 0x70: ff ff ff 2a 00 00 00 00 00 00 00 00 00 00 00 00
PSM 2          REV 01    740-050037    1EDB32403KM    DC 52V Power Supply
Module
Jedec Code:    0x7fb0      EEPROM Version: 0x02

```

```

P/N:          740-050037      S/N:          1EDB32403KM
Assembly ID:  0x0478          Assembly Version: 01.01
Date:         06-21-2013      Assembly Flags: 0x00
Version:      REV 01          CLEI Code:       IPUPAKRKAA
ID: DC 52V Power Supply Module FRU Model Number: MX2000-PSM-DC-S

```

## Board Information Record:

```
Address 0x00: ff ff ff ff ff ff ff ff ff ff ff ff ff ff ff
```

## I2C Hex Data:

```

Address 0x00: 7f b0 02 ff 04 78 01 01 52 45 56 20 30 31 00 00
Address 0x10: 00 00 00 00 37 34 30 2d 30 35 30 30 33 37 00 00
Address 0x20: 31 45 44 42 33 32 34 30 33 4b 4d 00 00 15 06 07
Address 0x30: dd ff ff ff ff ff ff ff ff ff ff ff ff ff ff
Address 0x40: ff ff ff ff 01 49 50 55 50 41 4b 52 4b 41 41 4d
Address 0x50: 58 32 30 30 30 2d 50 53 4d 2d 44 43 2d 53 00 00
Address 0x60: 00 00 00 00 00 00 31 30 31 ff ff ff ff ff ff ff
Address 0x70: ff ff ff 2a 00 00 00 00 00 00 00 00 00 00 00 00

```

```
PSM 3          REV 01    740-050037    1EDB3130079    DC 52V Power Supply
Module

```

```

Jedec Code:  0x7fb0          EEPROM Version: 0x02
P/N:          740-050037      S/N:          1EDB3130079
Assembly ID:  0x0478          Assembly Version: 01.01
Date:         05-16-2013      Assembly Flags: 0x00
Version:      REV 01          CLEI Code:       IPUPAKRKAA
ID: DC 52V Power Supply Module FRU Model Number: MX2000-PSM-DC-S

```

## Board Information Record:

```
Address 0x00: ff ff ff ff ff ff ff ff ff ff ff ff ff ff ff
```

## I2C Hex Data:

```

Address 0x00: 7f b0 02 ff 04 78 01 01 52 45 56 20 30 31 00 00
Address 0x10: 00 00 00 00 37 34 30 2d 30 35 30 30 33 37 00 00
Address 0x20: 31 45 44 42 33 31 33 30 30 37 39 00 00 10 05 07
Address 0x30: dd ff ff ff ff ff ff ff ff ff ff ff ff ff ff
Address 0x40: ff ff ff ff 01 49 50 55 50 41 4b 52 4b 41 41 4d
Address 0x50: 58 32 30 30 30 2d 50 53 4d 2d 44 43 2d 53 00 00
Address 0x60: 00 00 00 00 00 00 31 30 31 ff ff ff ff ff ff ff
Address 0x70: ff ff ff 2a 00 00 00 00 00 00 00 00 00 00 00 00

```

```
PSM 4          REV 01    740-050037    1EDB3130077    DC 52V Power Supply
Module

```

```

Jedec Code:  0x7fb0          EEPROM Version: 0x02
P/N:          740-050037      S/N:          1EDB3130077
Assembly ID:  0x0478          Assembly Version: 01.01
Date:         05-17-2013      Assembly Flags: 0x00
Version:      REV 01          CLEI Code:       IPUPAKRKAA
ID: DC 52V Power Supply Module FRU Model Number: MX2000-PSM-DC-S

```

## Board Information Record:

```
Address 0x00: ff ff ff ff ff ff ff ff ff ff ff ff ff ff ff
```

## I2C Hex Data:

```

Address 0x00: 7f b0 02 ff 04 78 01 01 52 45 56 20 30 31 00 00
Address 0x10: 00 00 00 00 37 34 30 2d 30 35 30 30 33 37 00 00
Address 0x20: 31 45 44 42 33 31 33 30 30 37 37 00 00 11 05 07
Address 0x30: dd ff ff ff ff ff ff ff ff ff ff ff ff ff ff
Address 0x40: ff ff ff ff 01 49 50 55 50 41 4b 52 4b 41 41 4d
Address 0x50: 58 32 30 30 30 2d 50 53 4d 2d 44 43 2d 53 00 00
Address 0x60: 00 00 00 00 00 00 31 30 31 ff ff ff ff ff ff ff
Address 0x70: ff ff ff 2a 00 00 00 00 00 00 00 00 00 00 00 00

```

```
PSM 5          REV 01    740-050037    1EDB3130020    DC 52V Power Supply
Module

```

```

Jedec Code:  0x7fb0          EEPROM Version: 0x02
P/N:          740-050037      S/N:          1EDB3130020
Assembly ID:  0x0478          Assembly Version: 01.01
Date:         05-16-2013      Assembly Flags: 0x00
Version:      REV 01          CLEI Code:       IPUPAKRKAA

```

```
ID: DC 52V Power Supply Module  FRU Model Number:  MX2000-PSM-DC-S
Board Information Record:
  Address 0x00: ff ff ff ff ff ff ff ff ff ff ff ff ff ff ff ff
I2C Hex Data:
  Address 0x00: 7f b0 02 ff 04 78 01 01 52 45 56 20 30 31 00 00
  Address 0x10: 00 00 00 00 37 34 30 2d 30 35 30 30 33 37 00 00
  Address 0x20: 31 45 44 42 33 31 33 30 30 32 30 00 00 10 05 07
  Address 0x30: dd ff ff ff ff ff ff ff ff ff ff ff ff ff ff
  Address 0x40: ff ff ff ff 01 49 50 55 50 41 4b 52 4b 41 41 4d
  Address 0x50: 58 32 30 30 30 2d 50 53 4d 2d 44 43 2d 53 00 00
  Address 0x60: 00 00 00 00 00 00 31 30 31 ff ff ff ff ff ff ff
  Address 0x70: ff ff ff 2a 00 00 00 00 00 00 00 00 00 00 00 00
PSM 6          REV 01   740-050037   1EDB313009S   DC 52V Power Supply
Module
Jedec Code:    0x7fb0          EEPROM Version:  0x02
P/N:           740-050037      S/N:             1EDB313009S
Assembly ID:   0x0478          Assembly Version: 01.01
Date:          05-17-2013      Assembly Flags:   0x00
Version:       REV 01          CLEI Code:        IPUPAKRKAA
ID: DC 52V Power Supply Module  FRU Model Number:  MX2000-PSM-DC-S
Board Information Record:
  Address 0x00: ff ff ff ff ff ff ff ff ff ff ff ff ff ff ff ff
I2C Hex Data:
  Address 0x00: 7f b0 02 ff 04 78 01 01 52 45 56 20 30 31 00 00
  Address 0x10: 00 00 00 00 37 34 30 2d 30 35 30 30 33 37 00 00
  Address 0x20: 31 45 44 42 33 31 33 30 30 39 53 00 00 11 05 07
  Address 0x30: dd ff ff ff ff ff ff ff ff ff ff ff ff ff ff
  Address 0x40: ff ff ff ff 01 49 50 55 50 41 4b 52 4b 41 41 4d
  Address 0x50: 58 32 30 30 30 2d 50 53 4d 2d 44 43 2d 53 00 00
  Address 0x60: 00 00 00 00 00 00 31 30 31 ff ff ff ff ff ff ff
  Address 0x70: ff ff ff 2a 00 00 00 00 00 00 00 00 00 00 00 00
PSM 7          REV 01   740-050037   1EDB313008E   DC 52V Power Supply
Module
Jedec Code:    0x7fb0          EEPROM Version:  0x02
P/N:           740-050037      S/N:             1EDB313008E
Assembly ID:   0x0478          Assembly Version: 01.01
Date:          05-17-2013      Assembly Flags:   0x00
Version:       REV 01          CLEI Code:        IPUPAKRKAA
ID: DC 52V Power Supply Module  FRU Model Number:  MX2000-PSM-DC-S
Board Information Record:
  Address 0x00: ff ff ff ff ff ff ff ff ff ff ff ff ff ff ff ff
I2C Hex Data:
  Address 0x00: 7f b0 02 ff 04 78 01 01 52 45 56 20 30 31 00 00
  Address 0x10: 00 00 00 00 37 34 30 2d 30 35 30 30 33 37 00 00
  Address 0x20: 31 45 44 42 33 31 33 30 30 38 45 00 00 11 05 07
  Address 0x30: dd ff ff ff ff ff ff ff ff ff ff ff ff ff ff
  Address 0x40: ff ff ff ff 01 49 50 55 50 41 4b 52 4b 41 41 4d
  Address 0x50: 58 32 30 30 30 2d 50 53 4d 2d 44 43 2d 53 00 00
  Address 0x60: 00 00 00 00 00 00 31 30 31 ff ff ff ff ff ff ff
  Address 0x70: ff ff ff 2a 00 00 00 00 00 00 00 00 00 00 00 00
PSM 8          REV 01   740-050037   1EDB3130063   DC 52V Power Supply
Module
Jedec Code:    0x7fb0          EEPROM Version:  0x02
P/N:           740-050037      S/N:             1EDB3130063
Assembly ID:   0x0478          Assembly Version: 01.01
Date:          05-17-2013      Assembly Flags:   0x00
Version:       REV 01          CLEI Code:        IPUPAKRKAA
ID: DC 52V Power Supply Module  FRU Model Number:  MX2000-PSM-DC-S
Board Information Record:
  Address 0x00: ff ff ff ff ff ff ff ff ff ff ff ff ff ff ff ff
I2C Hex Data:
```

```

Address 0x00: 7f b0 02 ff 04 78 01 01 52 45 56 20 30 31 00 00
Address 0x10: 00 00 00 00 37 34 30 2d 30 35 30 30 33 37 00 00
Address 0x20: 31 45 44 42 33 31 33 30 30 36 33 00 00 11 05 07
Address 0x30: dd ff ff ff ff ff ff ff ff ff ff ff ff ff ff
Address 0x40: ff ff ff ff 01 49 50 55 50 41 4b 52 4b 41 41 4d
Address 0x50: 58 32 30 30 30 2d 50 53 4d 2d 44 43 2d 53 00 00
Address 0x60: 00 00 00 00 00 00 00 31 30 31 ff ff ff ff ff ff
Address 0x70: ff ff ff 2a 00 00 00 00 00 00 00 00 00 00 00 00
PSM 12          REV 01   740-050037   1EDB3130026       DC 52V Power Supply
Module

```

```

Jedec Code: 0x7fb0          EEPROM Version: 0x02
P/N:        740-050037      S/N:         1EDB3130026
Assembly ID: 0x0478        Assembly Version: 01.01
Date:       05-16-2013     Assembly Flags: 0x00
Version:    REV 01         CLEI Code:      IPUPAKRKAA
ID: DC 52V Power Supply Module FRU Model Number: MX2000-PSM-DC-S

```

## Board Information Record:

```

Address 0x00: ff ff ff ff ff ff ff ff ff ff ff ff ff ff ff
I2C Hex Data:

```

```

Address 0x00: 7f b0 02 ff 04 78 01 01 52 45 56 20 30 31 00 00
Address 0x10: 00 00 00 00 37 34 30 2d 30 35 30 30 33 37 00 00
Address 0x20: 31 45 44 42 33 31 33 30 30 32 36 00 00 10 05 07
Address 0x30: dd ff ff ff ff ff ff ff ff ff ff ff ff ff ff
Address 0x40: ff ff ff ff 01 49 50 55 50 41 4b 52 4b 41 41 4d
Address 0x50: 58 32 30 30 30 2d 50 53 4d 2d 44 43 2d 53 00 00
Address 0x60: 00 00 00 00 00 00 00 31 30 31 ff ff ff ff ff ff
Address 0x70: ff ff ff 2a 00 00 00 00 00 00 00 00 00 00 00 00

```

```

PSM 13          REV 01   740-050037   1EDB3130074       DC 52V Power Supply
Module

```

```

Jedec Code: 0x7fb0          EEPROM Version: 0x02
P/N:        740-050037      S/N:         1EDB3130074
Assembly ID: 0x0478        Assembly Version: 01.01
Date:       05-17-2013     Assembly Flags: 0x00
Version:    REV 01         CLEI Code:      IPUPAKRKAA
ID: DC 52V Power Supply Module FRU Model Number: MX2000-PSM-DC-S

```

## Board Information Record:

```

Address 0x00: ff ff ff ff ff ff ff ff ff ff ff ff ff ff ff
I2C Hex Data:

```

```

Address 0x00: 7f b0 02 ff 04 78 01 01 52 45 56 20 30 31 00 00
Address 0x10: 00 00 00 00 37 34 30 2d 30 35 30 30 33 37 00 00
Address 0x20: 31 45 44 42 33 31 33 30 30 37 34 00 00 11 05 07
Address 0x30: dd ff ff ff ff ff ff ff ff ff ff ff ff ff ff
Address 0x40: ff ff ff ff 01 49 50 55 50 41 4b 52 4b 41 41 4d
Address 0x50: 58 32 30 30 30 2d 50 53 4d 2d 44 43 2d 53 00 00
Address 0x60: 00 00 00 00 00 00 00 31 30 31 ff ff ff ff ff ff
Address 0x70: ff ff ff 2a 00 00 00 00 00 00 00 00 00 00 00 00

```

```

PSM 14          REV 01   740-050037   1EDB313009D       DC 52V Power Supply
Module

```

```

Jedec Code: 0x7fb0          EEPROM Version: 0x02
P/N:        740-050037      S/N:         1EDB313009D
Assembly ID: 0x0478        Assembly Version: 01.01
Date:       05-17-2013     Assembly Flags: 0x00
Version:    REV 01         CLEI Code:      IPUPAKRKAA
ID: DC 52V Power Supply Module FRU Model Number: MX2000-PSM-DC-S

```

## Board Information Record:

```

Address 0x00: ff ff ff ff ff ff ff ff ff ff ff ff ff ff ff
I2C Hex Data:

```

```

Address 0x00: 7f b0 02 ff 04 78 01 01 52 45 56 20 30 31 00 00
Address 0x10: 00 00 00 00 37 34 30 2d 30 35 30 30 33 37 00 00
Address 0x20: 31 45 44 42 33 31 33 30 30 39 44 00 00 11 05 07
Address 0x30: dd ff ff ff ff ff ff ff ff ff ff ff ff ff ff

```

```

Address 0x40: ff ff ff ff 01 49 50 55 50 41 4b 52 4b 41 41 4d
Address 0x50: 58 32 30 30 30 2d 50 53 4d 2d 44 43 2d 53 00 00
Address 0x60: 00 00 00 00 00 00 31 30 31 ff ff ff ff ff ff ff
Address 0x70: ff ff ff 2a 00 00 00 00 00 00 00 00 00 00 00 00
PSM 15          REV 01    740-050037    1EDB3130024    DC 52V Power Supply
Module
Jedec Code:    0x7fb0          EEPROM Version:    0x02
P/N:           740-050037      S/N:              1EDB3130024
Assembly ID:   0x0478          Assembly Version:  01.01
Date:          05-16-2013      Assembly Flags:    0x00
Version:       REV 01          CLEI Code:         IPUPAKRKAA
ID: DC 52V Power Supply Module FRU Model Number: MX2000-PSM-DC-S
Board Information Record:
Address 0x00: ff ff ff ff ff ff ff ff ff ff ff ff ff ff ff ff
I2C Hex Data:
Address 0x00: 7f b0 02 ff 04 78 01 01 52 45 56 20 30 31 00 00
...

```

### show chassis hardware models (MX2020 Routers with MPC5EQ and MPC6E)

```

user@host> show chassis hardware models
Hardware inventory:

```

Item	Version	Part number	Serial number	FRU model number
Midplane	REV 51	750-040240	ABAB9243	CHAS-BP-MX2020-S
FPM Board	REV 13	760-040242	ABCA8835	MX2020-CRAFT-S
PSM 0	REV 01	740-050037	1EDB32403L5	MX2000-PSM-DC-S
PSM 1	REV 01	740-050037	1EDB32403L3	MX2000-PSM-DC-S
PSM 2	REV 01	740-050037	1EDB32403KM	MX2000-PSM-DC-S
PSM 3	REV 01	740-050037	1EDB3130079	MX2000-PSM-DC-S
PSM 4	REV 01	740-050037	1EDB3130077	MX2000-PSM-DC-S
PSM 5	REV 01	740-050037	1EDB3130020	MX2000-PSM-DC-S
PSM 6	REV 01	740-050037	1EDB313009S	MX2000-PSM-DC-S
PSM 7	REV 01	740-050037	1EDB313008E	MX2000-PSM-DC-S
PSM 8	REV 01	740-050037	1EDB3130063	MX2000-PSM-DC-S
PSM 12	REV 01	740-050037	1EDB3130026	MX2000-PSM-DC-S
PSM 13	REV 01	740-050037	1EDB3130074	MX2000-PSM-DC-S
PSM 14	REV 01	740-050037	1EDB313009D	MX2000-PSM-DC-S
PSM 15	REV 01	740-050037	1EDB3130024	MX2000-PSM-DC-S
PSM 16	REV 01	740-050037	1EDB3130054	MX2000-PSM-DC-S
PSM 17	REV 01	740-050037	1EDB3130080	MX2000-PSM-DC-S
PDM 0	REV 03	740-045234	1EGA3170144	MX2000-PDM-DC-S
PDM 1	REV 03	740-045234	1EGA3170158	MX2000-PDM-DC-S
PDM 2	REV 03	740-045234	1EGA3170182	MX2000-PDM-DC-S
PDM 3	REV 03	740-045234	1EGA3170207	MX2000-PDM-DC-S
Routing Engine 0	REV 02	740-041821	9009112112	RE-MX2000-1800X4-S
Routing Engine 1	REV 02	740-041821	9009112087	RE-MX2000-1800X4-S
CB 0	REV 23	750-040257	CABA2295	RE-MX2000-1800X4-S
CB 1	REV 23	750-040257	CABE8379	RE-MX2000-1800X4-S
SFB 0	REV 06	711-044466	ABCD5001	MX2000-SFB-S
SFB 1	REV 06	711-044466	ABCD5034	MX2000-SFB-S
SFB 2	REV 06	711-044466	ABCH3899	MX2000-SFB-S
SFB 3	REV 06	711-044466	ABCD5020	MX2000-SFB-S
SFB 4	REV 06	711-044466	ABCD4975	MX2000-SFB-S
SFB 5	REV 06	711-044466	ABCH3881	MX2000-SFB-S
SFB 6	REV 06	711-044466	ABCD5026	MX2000-SFB-S
SFB 7	REV 06	711-044466	ABCD5032	MX2000-SFB-S
FPC 0	REV 39	750-045715	CACD1902	PROTO-ASSEMBLY
FPC 1	REV 11	750-045372	CABK8112	MX-MPC3E-3D
FPC 2	REV 17	750-037355	CAAS5826	MPC4E-3D-2CGE-8XGE
FPC 3	REV 05	750-044444	CAAY9920	MX-MPC2E-3D-P
FPC 4	REV 18	750-046005	CACH5661	PROTO-ASSEMBLY

FPC 5	REV 35	750-028467	CAAR2623	MPC-3D-16XGE-SFPP
FPC 9	REV 30	750-044130	ABCF5773	PROTO-ASSEMBLY
FPC 10	REV 36	750-044130	ABCS8602	PROTO-ASSEMBLY
FPC 17	REV 28	750-044130	ABBZ3873	PROTO-ASSEMBLY
FPC 18	REV 39	750-045715	CACD1910	PROTO-ASSEMBLY
FPC 19	REV 39	750-045715	CACD1908	PROTO-ASSEMBLY
ADC 0	REV 17	750-043596	ABCD5378	MX2000-LC-ADAPTER
ADC 1	REV 17	750-043596	ABCD5465	MX2000-LC-ADAPTER
ADC 2	REV 17	750-043596	ABCD5431	MX2000-LC-ADAPTER
ADC 3	REV 17	750-043596	ABCD5356	MX2000-LC-ADAPTER
ADC 4	REV 02	750-043596	ZW1545	750-043596
ADC 5	REV 17	750-043596	ABCD5517	MX2000-LC-ADAPTER
ADC 18	REV 17	750-043596	ABCD5535	MX2000-LC-ADAPTER
ADC 19	REV 01	750-043596	ZV4127	750-043596
Fan Tray 0	REV 06	760-046960	ACAY0791	MX2000-FANTRAY-S
Fan Tray 1	REV 06	760-046960	ACAY0788	MX2000-FANTRAY-S
Fan Tray 2	REV 06	760-046960	ACAY0755	MX2000-FANTRAY-S
Fan Tray 3	REV 06	760-046960	ACAY0441	MX2000-FANTRAY-S

### show chassis hardware clei-models (MX2020 Router with MPC5EQ and MPC6E)

```
user@host> show chassis hardware clei-models
```

```
Hardware inventory:
```

Item	Version	Part number	CLEI code	FRU model number
Midplane	REV 51	750-040240	IPMU710ARA	CHAS-BP-MX2020-S
FPM Board	REV 13	760-040242	IPMYAE5JRA	MX2020-CRAFT-S
PSM 0	REV 01	740-050037	IPUPAKRKAA	MX2000-PSM-DC-S
PSM 1	REV 01	740-050037	IPUPAKRKAA	MX2000-PSM-DC-S
PSM 2	REV 01	740-050037	IPUPAKRKAA	MX2000-PSM-DC-S
PSM 3	REV 01	740-050037	IPUPAKRKAA	MX2000-PSM-DC-S
PSM 4	REV 01	740-050037	IPUPAKRKAA	MX2000-PSM-DC-S
PSM 5	REV 01	740-050037	IPUPAKRKAA	MX2000-PSM-DC-S
PSM 6	REV 01	740-050037	IPUPAKRKAA	MX2000-PSM-DC-S
PSM 7	REV 01	740-050037	IPUPAKRKAA	MX2000-PSM-DC-S
PSM 8	REV 01	740-050037	IPUPAKRKAA	MX2000-PSM-DC-S
PSM 12	REV 01	740-050037	IPUPAKRKAA	MX2000-PSM-DC-S
PSM 13	REV 01	740-050037	IPUPAKRKAA	MX2000-PSM-DC-S
PSM 14	REV 01	740-050037	IPUPAKRKAA	MX2000-PSM-DC-S
PSM 15	REV 01	740-050037	IPUPAKRKAA	MX2000-PSM-DC-S
PSM 16	REV 01	740-050037	IPUPAKRKAA	MX2000-PSM-DC-S
PSM 17	REV 01	740-050037	IPUPAKRKAA	MX2000-PSM-DC-S
PDM 0	REV 03	740-045234	IPUPAJSKAA	MX2000-PDM-DC-S
PDM 1	REV 03	740-045234	IPUPAJSKAA	MX2000-PDM-DC-S
PDM 2	REV 03	740-045234	IPUPAJSKAA	MX2000-PDM-DC-S
PDM 3	REV 03	740-045234	IPUPAJSKAA	MX2000-PDM-DC-S
CB 0	REV 23	750-040257	IPUCBA7CTA	RE-MX2000-1800X4-S
CB 1	REV 23	750-040257	IPUCBA7CTA	RE-MX2000-1800X4-S
SFB 0	REV 06	711-044466	IPUCBA6CAA	MX2000-SFB-S
SFB 1	REV 06	711-044466	IPUCBA6CAA	MX2000-SFB-S
SFB 2	REV 06	711-044466	IPUCBA6CAA	MX2000-SFB-S
SFB 3	REV 06	711-044466	IPUCBA6CAA	MX2000-SFB-S
SFB 4	REV 06	711-044466	IPUCBA6CAA	MX2000-SFB-S
SFB 5	REV 06	711-044466	IPUCBA6CAA	MX2000-SFB-S
SFB 6	REV 06	711-044466	IPUCBA6CAA	MX2000-SFB-S
SFB 7	REV 06	711-044466	IPUCBA6CAA	MX2000-SFB-S
FPC 0	REV 39	750-045715	PROTOXCLEI	PROTO-ASSEMBLY
FPC 1	REV 11	750-045372	COUIBBNBAA	MX-MPC3E-3D
FPC 2	REV 17	750-037355	IPU3A4DHAA	MPC4E-3D-2CGE-8XGE
FPC 3	REV 05	750-044444	COUIBBGBAA	MX-MPC2E-3D-P
MIC 0	REV 28	750-028387	COUIA16BAA	MIC-3D-4XGE-XFP
FPC 4	REV 18	750-046005	PROTOXCLEI	PROTO-ASSEMBLY

FPC 5	REV 35	750-028467		MPC-3D-16XGE-SFPP
FPC 9	REV 30	750-044130	PROTOXCLEI	PROTO-ASSEMBLY
MIC 0	REV 05	750-049457	PROTOXCLEI	PROTO-ASSEMBLY
FPC 10	REV 36	750-044130	PROTOXCLEI	PROTO-ASSEMBLY
MIC 0	REV 06	750-049979	PROTOXCLEI	PROTO-ASSEMBLY
MIC 1	REV 12	750-050008	PROTOXCLEI	PROTO-ASSEMBLY
FPC 17	REV 28	750-044130	PROTOXCLEI	PROTO-ASSEMBLY
MIC 1	REV 03	750-050008	PROTOXCLEI	PROTO-ASSEMBLY
FPC 18	REV 39	750-045715	PROTOXCLEI	PROTO-ASSEMBLY
FPC 19	REV 39	750-045715	PROTOXCLEI	PROTO-ASSEMBLY
ADC 0	REV 17	750-043596	IPUCBA8CAA	MX2000-LC-ADAPTER
ADC 1	REV 17	750-043596	IPUCBA8CAA	MX2000-LC-ADAPTER
ADC 2	REV 17	750-043596	IPUCBA8CAA	MX2000-LC-ADAPTER
ADC 3	REV 17	750-043596	IPUCBA8CAA	MX2000-LC-ADAPTER
ADC 4	REV 02	750-043596	PROTOXCLEI	750-043596
ADC 5	REV 17	750-043596	IPUCBA8CAA	MX2000-LC-ADAPTER
ADC 18	REV 17	750-043596	IPUCBA8CAA	MX2000-LC-ADAPTER
ADC 19	REV 01	750-043596	PROTOXCLEI	750-043596
Fan Tray 0	REV 06	760-046960	IPUCBA5CAA	MX2000-FANTRAY-S
Fan Tray 1	REV 06	760-046960	IPUCBA5CAA	MX2000-FANTRAY-S
Fan Tray 2	REV 06	760-046960	IPUCBA5CAA	MX2000-FANTRAY-S
Fan Tray 3	REV 06	760-046960	IPUCBA5CAA	MX2000-FANTRAY-S

## show chassis hardware (MX Series routers with ATM MIC)

user@host&gt; show chassis hardware

Hardware inventory:

Item	Version	Part number	Serial number	Description
Chassis			JN115736EAFc	MX240
Midplane	REV 07	760-021404	ABAA5038	MX240 Backplane
FPM Board	REV 03	760-021392	ABBA2758	Front Panel Display
PEM 0	Rev 01	740-022697	QCS0937C07K	PS 1.2-1.7kW; 100-240V
AC in				
PEM 1	Rev 01	740-022697	QCS0939C04X	PS 1.2-1.7kW; 100-240V
AC in				
PEM 2	Rev 01	740-022697	QCS0937C06B	PS 1.2-1.7kW; 100-240V
AC in				
PEM 3	Rev 01	740-022697	QCS0937C07U	PS 1.2-1.7kW; 100-240V
AC in				
Routing Engine 0	REV 12	740-013063	9009042291	RE-S-2000
Routing Engine 1	REV 12	740-013063	9009042266	RE-S-2000
CB 0	REV 06	710-021523	ABBC1435	MX SCB
CB 1	REV 06	710-021523	ABBC1497	MX SCB
FPC 2	REV 14	750-031088	YH8446	MPC Type 2 3D Q
CPU	REV 06	711-030884	YH9612	MPC PMB 2G
MIC 0				
MIC 1	REV 10	750-036132	ZP7062	2x0C12/8x0C3 CC-CE
PIC 2		BUILTIN	BUILTIN	2x0C12/8x0C3 CC-CE
Xcvr 0	NON-JNPR	23393-00492		UNKNOWN
Xcvr 1	NON-JNPR	23393-00500		UNKNOWN
Xcvr 2	NON-JNPR	23393-00912		UNKNOWN
Xcvr 3	REV 01	740-015638	22216-00575	Load SFP
Xcvr 4	REV 01	740-015638	24145-00110	Load SFP
Xcvr 5	REV 01	740-015638	24145-00016	Load SFP
Xcvr 6	REV 01	740-015638	24145-00175	Load SFP
Xcvr 7	NON-JNPR	23393-00627		UNKNOWN
QXM 0	REV 05	711-028408	YF4681	MPC QXM
QXM 1	REV 05	711-028408	YF4817	MPC QXM
Fan Tray 0	REV 01	710-021113	XL3645	MX240 Fan Tray

### show chassis hardware (MX240, MX480, MX960 routers with Application Services Modular Line Card)

```
user@host>show chassis hardware
```

```
Hardware inventory:
```

Item	Version	Part number	Serial number	Description
Chassis			JN11D969BAFA	MX960
Midplane	REV 03	710-013698	ACAA2362	MX960 Backplane
FPM Board	REV 03	710-014974	ZR0639	Front Panel Display
PDM	Rev 03	740-013110	QCS152250SX	Power Distribution Module
PEM 0	Rev 10	740-013683	QCS1512718W	DC Power Entry Module
PEM 1	Rev 10	740-013683	QCS1512702Y	DC Power Entry Module
Routing Engine 0	REV 15	740-013063	9012024667	RE-S-2000
Routing Engine 1	REV 15	740-013063	9012024649	RE-S-2000
CB 0	REV 14	750-031391	ZJ7749	Enhanced MX SCB
CB 1	REV 14	750-031391	ZJ7750	Enhanced MX SCB
CB 2	REV 14	750-031391	ZY9233	Enhanced MX SCB
FPC 0	REV 17	750-031089	YR7434	MPC Type 2 3D
CPU				
FPC 1	REV 11	750-037207	ZW9727	AS-MCC
CPU	REV 04	711-038173	ZW4817	AS-MCC-PMB
MIC 0	REV 01	750-037214	ZH3764	AS-MSC
PIC 0		BUILTIN	BUILTIN	AS-MSC
MIC 1	REV 01	711-028408	JZ9200	AS-MXC
PIC 2		BUILTIN	BUILTIN	AS-MXC
FPC 4	REV 30	750-028467	ABBN0232	MPC 3D 16x 10GE
CPU				
FPC 5	REV 04	750-037207	ZK9074	AS-MCC
CPU				
Fan Tray 0	REV 05	740-014971	VT5683	Fan Tray
Fan Tray 1	REV 05	740-014971	VT5684	Fan Tray

### show chassis hardware extensive (MX240, MX480, MX960 routers with Application Services Modular Line Card)

```
user@host> show chassis hardware extensive
```

```
ID: AS-MCC                      FRU Model Number: 750-037207
Board Information Record:
Address 0x00: ff ff ff ff ff ff ff ff ff ff ff ff ff ff ff ff I2C Hex Data:
Address 0x00: 7f b0 02 ff 0b 37 01 0b 52 45 56 20 31 31 00 00
Address 0x10: 00 00 00 00 37 35 30 2d 30 33 37 32 30 37 00 00
Address 0x20: 53 2f 4e 20 5a 57 39 37 32 37 00 00 00 11 02 07
Address 0x30: dc ff ff ff ff ff ff ff ff ff ff ff ff ff ff ff
Address 0x40: ff ff ff ff 01 50 52 4f 54 4f 58 43 4c 45 49 37
Address 0x50: 35 30 2d 30 33 37 32 30 37 00 00 00 00 00 00 00
Address 0x60: 00 00 00 00 00 00 31 31 00 ff ff ff ff ff ff ff
Address 0x70: ff ff ff 5e ff ff ff ff ff ff ff ff ff ff ff ff
CPU                               REV 04    711-038173    ZW4817    AS-MCC-PMB
Jedec Code: 0x7fb0              EEPROM Version: 0x02
P/N: 711-038173                S/N: ZW4817
Assembly ID: 0x0b38            Assembly Version: 01.04
Date: 12-30-2011              Assembly Flags: 0x00
Version: REV 04
ID: AS-MCC-PMB
Board Information Record:
Address 0x00: ff ff ff ff ff ff ff ff ff ff ff ff ff ff ff ff I2C Hex Data:
Address 0x00: 7f b0 02 ff 0b 38 01 04 52 45 56 20 30 34 00 00
Address 0x10: 00 00 00 00 37 31 31 2d 30 33 38 31 37 33 00 00
Address 0x20: 53 2f 4e 20 5a 57 34 38 31 37 00 00 00 1e 0c 07
```

```

Address 0x30: db ff ff ff ff ff ff ff ff ff ff ff ff ff ff ff
Address 0x40: ff ff ff ff 00 50 52 4f 54 4f 58 43 4c 45 49 37
Address 0x50: 31 31 2d 30 33 38 31 37 33 00 00 00 00 00 00 00
Address 0x60: 00 00 00 00 00 00 30 34 00 ff ff ff ff ff ff ff
Address 0x70: ff ff ff 60 00 00 00 00 00 00 00 00 00 00 00 00
MIC 0          REV 01    750-037214    ZH3764          AS-MS
Jedec Code:    0x7fb0          EEPROM Version:    0x02
P/N:           750-037214      S/N:              ZH3764
Assembly ID:   0x0a44          Assembly Version:  01.01
Date:          07-04-2011      Assembly Flags:    0x00
Version:       REV 01
ID: AS-MS
Board Information Record:
Address 0x00: ff ff ff ff ff ff ff ff ff ff ff ff ff ff ff I2C Hex Data:
Address 0x00: 7f b0 02 ff 0a 44 01 01 52 45 56 20 30 31 00 00
Address 0x10: 00 00 00 00 37 35 30 2d 30 33 37 32 31 34 00 00
Address 0x20: 53 2f 4e 20 5a 48 33 37 36 34 00 00 00 04 07 07
Address 0x30: db ff ff ff ff ff ff ff ff ff ff ff ff ff ff ff
Address 0x40: ff ff ff ff ff 00 00 00 00 00 00 00 00 00 00 00
Address 0x50: 00 00 00 00 00 00 00 00 00 00 00 00 00 00 00 00
Address 0x60: 00 00 00 00 00 00 00 00 00 00 ff ff ff ff ff ff
Address 0x70: ff ff ff f6 c0 03 e1 bc 00 00 00 00 00 00 00 00
PIC 0          BUILTIN    BUILTIN    AS-MS
FPC 4          REV 30    750-028467    ABBN0232    MPC 3D 16x 10GE
Jedec Code:    0x7fb0          EEPROM Version:    0x01

```

#### show chassis hardware (MX480 Router with MPC4E)

```

user@host> show chassis hardware
Hardware inventory:

```

Item	Version	Part number	Serial number	Description
Chassis			JN10FF57BAFB	MX480
Midplane	REV 05	750-047849	Good	MX480 Midplane
FPM Board	REV 02	710-017254	KG2066	Front Panel Display
PEM 0	Rev 03	740-017330	QCS081590BJ	PS 1.2-1.7kW; 100-240V
AC in				
PEM 1	Rev 03	740-017330	QCS0815908Z	PS 1.2-1.7kW; 100-240V
AC in				
PEM 2	Rev 03	740-029970	QCS1001U001	PS 1.4-2.52kW; 90-264V
AC in				
Routing Engine 0	REV 05	740-031116	9009089502	RE-S-1800x4
Routing Engine 1	REV 05	740-031116	9009089624	RE-S-1800x4
CB 0	REV 02	750-031391	YE8506	Enhanced MX SCB
CB 1	REV 14	750-031391	ZK8265	Enhanced MX SCB
FPC 2	REV 05	750-037358	ZT0638	MPC4E 3D 32XGE
CPU	REV 07	711-035209	ZK3187	HMPC PMB 2G
PIC 0		BUILTIN	BUILTIN	8X10GE SFPP
PIC 1		BUILTIN	BUILTIN	8X10GE SFPP
PIC 2		BUILTIN	BUILTIN	8X10GE SFPP
PIC 3		BUILTIN	BUILTIN	8X10GE SFPP
FPC 3	REV 06	750-037355	CAAB1144	MPC4E 3D 2CGE+8XGE
CPU	REV 08	711-035209	CAAB1278	HMPC PMB 2G
PIC 0		BUILTIN	BUILTIN	4x10GE SFPP
Xcvr 0	REV 01	740-031980	B11E01439	SFP+-10G-SR
Xcvr 1	REV 01	740-031980	B11D05809	SFP+-10G-SR
PIC 1		BUILTIN	BUILTIN	1X100GE CFP
Xcvr 0		NON-JNPR	D5418	UNKNOWN
PIC 2		BUILTIN	BUILTIN	4x10GE SFPP
PIC 3		BUILTIN	BUILTIN	1X100GE CFP
Xcvr 0		NON-JNPR	X12J00362	CFP-100G-SR10
FPC 4	REV 12.3.10	750-033205	YR9445	MPCE Type 3 3D

CPU  
Fan Tray

Enhanced Left Fan Tray

### show chassis hardware (MX2020 Router with MPC4E)

user@host> show chassis hardware

Hardware inventory:

Item	Version	Part number	Serial number	Description
Chassis			JN11E188CAFJ	MX2020
Midplane	REV 04	711-032387	ABAC7474	Lower Backplane
Midplane 1	REV 04	711-032386	ABAC7408	Upper Backplane
PMP 1	REV 03	711-032428	ACAJ1137	Upper Power Midplane
PMP 0	REV 03	711-032426	ACAJ1016	Lower Power Midplane
FPM Board	REV 06	760-040242	ABBT8832	Front Panel Display
PSM 3	REV 0C	740-033727	VK00255	DC 52V Power Supply
Module				
PSM 4	REV 0C	740-033727	VJ00148	DC 52V Power Supply
Module				
PSM 5	REV 0C	740-033727	VK00207	DC 52V Power Supply
Module				
PSM 6	REV 0C	740-033727	VK00319	DC 52V Power Supply
Module				
PSM 7	REV 0C	740-033727	VK00264	DC 52V Power Supply
Module				
PSM 8	REV 0B	740-033727	VG00025	DC 52V Power Supply
Module				
PSM 13	REV 0C	740-033727	VK00274	DC 52V Power Supply
Module				
PSM 14	REV 0C	740-033727	VJ00167	DC 52V Power Supply
Module				
PSM 15	REV 0C	740-033727	VK00299	DC 52V Power Supply
Module				
PSM 16	REV 0C	740-033727	VK00213	DC 52V Power Supply
Module				
PSM 17	REV 0C	740-033727	VK00253	DC 52V Power Supply
Module				
PDM 0	REV 0B	740-038109	VJ00040	DC Power Dist Module
PDM 2	REV 0B	740-038109	VJ00025	DC Power Dist Module
Routing Engine 0	REV 02	740-041821	9009089735	RE-S-1800x4
Routing Engine 1	REV 02	740-041821	9009089731	RE-S-1800x4
CB 0	REV 04	750-040257	ZT2846	Control Board
CB 1	REV 04	750-040257	ZT2877	Control Board
SPMB 0	REV 01	711-041855	ZS2282	PMB Board
SPMB 1	REV 01	711-041855	ZS2261	PMB Board
SFB 0	REV 07	711-032385	ZZ2582	Switch Fabric Board
SFB 1	REV 04	711-032385	ZV4229	Switch Fabric Board
SFB 2	REV 07	711-032385	CAAB4902	Switch Fabric Board
SFB 3	REV 07	711-032385	CAAB4891	Switch Fabric Board
SFB 4	REV 07	711-032385	CAAB4883	Switch Fabric Board
SFB 5	REV 07	711-032385	CAAB4889	Switch Fabric Board
SFB 6	REV 06	711-032385	ZV1818	Switch Fabric Board
SFB 7	REV 07	711-032385	CAAB4897	Switch Fabric Board
FPC 0	REV 34	750-031090	ZT9799	MPC Type 2 3D EQ
CPU	REV 06	711-030884	ZS1122	MPC PMB 2G
MIC 0	REV 11	750-033535	CAAD7674	MIC-3D-10C192-XFP
PIC 0		BUILTIN	BUILTIN	MIC-3D-10C192-XFP
Xcvr 0	REV 01	740-014279	753019A00404	XFP-0C192-SR
MIC 1	REV 14	750-031967	ZM6103	MIC-3D-80C30C12-40C48
PIC 2		BUILTIN	BUILTIN	MIC-3D-80C30C12-40C48
Xcvr 0	REV 01	740-011615	PEF1AZP	SFP-IR
Xcvr 1	REV 01	740-011615	PEF1AZN	SFP-IR

Xcvr 2	REV 01	740-021308	ANA0N8S	SFP+-10G-SR
QXM 0	REV 06	711-028408	ZT9339	MPC QXM
QXM 1	REV 06	711-028408	ZT9237	MPC QXM
FPC 9	REV 34	750-031090	ZT9770	MPC Type 2 3D EQ
CPU	REV 06	711-030884	ZS1302	MPC PMB 2G
MIC 0	REV 24	750-028387	YJ3950	3D 4x 10GE XFP
PIC 0		BUILTIN	BUILTIN	2x 10GE XFP
Xcvr 0		NON-JNPR	T09M52516	XFP-10G-SR
Xcvr 1		NON-JNPR	CA49BK095	XFP-10G-SR
PIC 1		BUILTIN	BUILTIN	2x 10GE XFP
Xcvr 0	REV 02	740-014289	C834XU01T	XFP-10G-SR
Xcvr 1		NON-JNPR	T09M52515	XFP-10G-SR
MIC 1	REV 11	750-033535	CAAD7681	MIC-3D-10C192-XFP
PIC 2		BUILTIN	BUILTIN	MIC-3D-10C192-XFP
Xcvr 0	REV 01	740-014279	KBQ02BE	XFP-OC192-SR
QXM 0	REV 06	711-028408	ZT9151	MPC QXM
QXM 1	REV 06	711-028408	ZT9116	MPC QXM
FPC 10	REV 27	750-033205	ZL6215	MPCE Type 3 3D
CPU	REV 07	711-035209	ZK9038	HMPC PMB 2G
MIC 0	REV 18	750-028380	YG6885	3D 2x 10GE XFP
PIC 0		BUILTIN	BUILTIN	1x 10GE XFP
Xcvr 0	REV 01	740-014289	C706XU0AG	XFP-10G-SR
PIC 1		BUILTIN	BUILTIN	1x 10GE XFP
Xcvr 0	REV 02	740-014289	T08L84366	XFP-10G-SR
FPC 14	REV 09	750-037355	CAAF1534	MPC4E 3D 2CGE+8XGE
CPU	REV 08	711-035209	CAAB9879	HMPC PMB 2G
PIC 0		BUILTIN	BUILTIN	4x10GE SFPP
Xcvr 0	REV 01	740-021308	21T511100436	SFP+-10G-SR
Xcvr 1	REV 01	740-031980	AHPOGPM	SFP+-10G-SR
Xcvr 2	REV 01	740-031980	123363A00032	SFP+-10G-SR
Xcvr 3	REV 01	740-021308	19T511100477	SFP+-10G-SR
PIC 1		BUILTIN	BUILTIN	1X100GE CFP
Xcvr 0		NON-JNPR	X12J00260	CFP-100G-SR10
PIC 2		BUILTIN	BUILTIN	4x10GE SFPP
Xcvr 0	REV 01	740-021308	21T511104086	SFP+-10G-SR
Xcvr 1	REV 01	740-021308	21T511104627	SFP+-10G-SR
Xcvr 3	REV 01	740-021308	21T511104644	SFP+-10G-SR
PIC 3		BUILTIN	BUILTIN	1X100GE CFP
FPC 19	REV 32	750-028467	ZR2008	MPC 3D 16x 10GE
CPU	REV 10	711-029089	ZT6933	AMPC PMB
PIC 0		BUILTIN	BUILTIN	4x 10GE(LAN) SFP+
Xcvr 0	REV 01	740-021308	19T511100291	SFP+-10G-SR
Xcvr 1	REV 01	740-021308	AMH02VE	SFP+-10G-SR
PIC 1		BUILTIN	BUILTIN	4x 10GE(LAN) SFP+
Xcvr 0	REV 01	740-021308	23T511102128	SFP+-10G-SR
PIC 2		BUILTIN	BUILTIN	4x 10GE(LAN) SFP+
Xcvr 0	REV 01	740-021308	AMS15PP	SFP+-10G-SR
PIC 3		BUILTIN	BUILTIN	4x 10GE(LAN) SFP+
Xcvr 0	REV 01	740-031980	123363A00716	SFP+-10G-SR
ADC 0	REV 05	750-043596	CAAC2072	Adapter Card
ADC 9	REV 01	750-043596	ZV4111	Adapter Card
ADC 10	REV 05	750-043596	CAAC2058	Adapter Card
ADC 14	REV 02	750-043596	ZW1561	Adapter Card
ADC 19	REV 01	750-043596	ZV4127	Adapter Card
Fan Tray 0	REV 03	760-046960	ACAY0124	172mm FanTray - 6 Fans
Fan Tray 1	REV 2A	760-046960	ACAY0022	172mm FanTray - 6 Fans
Fan Tray 2	REV 2A	760-046960	ACAY0023	172mm FanTray - 6 Fans
Fan Tray 3	REV 2A	760-046960	ACAY0025	172mm FanTray - 6 Fans

### show chassis hardware (MX5, MX10, MX40, MX80, MX240, MX480, and MX960 routers with Enhanced 20-port Gigabit Ethernet MIC)

```

user@host> show chassis hardware
Hardware inventory:
Item          Version  Part number  Serial number  Description
Chassis                               F3434         MX80-P
Midplane                               ZK2681        MX80-P
PEM 0         Rev 04    740-028288   VE05267        AC Power Entry Module
PEM 1         Rev 04    740-028288   VE05270        AC Power Entry Module
Routing Engine                               BUILTIN       Routing Engine
TFEB 0                               BUILTIN       Forwarding Engine
Processor
  QXM 0         REV 05    711-028408   ZK0952         MPC QXM
  FPC 0                               BUILTIN       MPC BUILTIN
    MIC 0                               BUILTIN       4x 10GE XFP
    PIC 0                               BUILTIN       4x 10GE XFP
  FPC 1                               BUILTIN       MPC BUILTIN
    MIC 0         REV 02    750-049846   CAAV2153       3D 20x 1GE(LAN)-E,SFP
    PIC 0                               BUILTIN       10x 1GE(LAN) -E SFP
      Xcvr 0         REV 01    740-011613   AM0816S9B81   SFP-SX
      Xcvr 1         REV 02    740-011613   AM0925SBLK7   SFP-SX
      Xcvr 2         REV 01    740-011613   UAQ0005        SFP-SX
      Xcvr 3         REV 01    740-011613   UAQ000C        SFP-SX
      Xcvr 4         REV 01    740-011613   P9F195E        SFP-SX
      Xcvr 5         REV 01    740-011613   UAQ0003        SFP-SX
      Xcvr 6         REV 01    740-031851   AM1041SU1LD   SFP-SX
      Xcvr 8         REV 02    740-013111   B101501        SFP-T
    PIC 1                               BUILTIN       10x 1GE(LAN) -E SFP
      Xcvr 0         REV 01    740-011613   PFM1ML7        SFP-SX
      Xcvr 4         REV 01    740-011613   PE729P6        SFP-SX
      Xcvr 6         REV 02    740-011613   AM1014SGC84    SFP-SX
      Xcvr 9         REV 01    740-011613   AM0812S8UK3    SFP-SX
    MIC 1         REV 26    750-028392   ZY0187         3D 20x 1GE(LAN) SFP
    PIC 2                               BUILTIN       10x 1GE(LAN) SFP
      Xcvr 0         REV 01    740-011613   P9F1AN9        SFP-SX
      Xcvr 5         REV 02    740-011613   AM1003SFUF4    SFP-SX
      Xcvr 9         REV 01    740-031851   AM1041SU1LM    SFP-SX
    PIC 3                               BUILTIN       10x 1GE(LAN) SFP
      Xcvr 4         REV 01    740-011613   PAJ4MYT        SFP-SX
      Xcvr 7         +         NON-JNPR      XG32A024       SFP-SX
      Xcvr 8                               NON-JNPR      PFROV6J        SFP-SX
      Xcvr 9         REV 01    740-031851   AM1041SU02U    SFP-SX
Fan Tray

```

### show chassis hardware models (MX5, MX10, MX40, MX80, MX240, MX480, and MX960 routers with Enhanced 20-port Gigabit Ethernet MIC)

```

user@host> show chassis hardware models
Hardware inventory:
Item          Version  Part number  Serial number  FRU model number
PEM 0         Rev 04    740-028288   VE05267        PWR-MX80-AC-S
PEM 1         Rev 04    740-028288   VE05270        PWR-MX80-AC-S
Routing Engine                               BUILTIN
TFEB 0                               BUILTIN
FPC 0                               BUILTIN
FPC 1                               BUILTIN
  MIC 0         REV 02    750-049846   CAAV2153       MIC-3D-20GE-SFP-E
  MIC 1         REV 26    750-028392   ZY0187         MIC-3D-20GE-SFP
Fan Tray                               FANTRAY-MX80-S

```

## show chassis hardware (T320 Router)

```

user@host> show chassis hardware
Hardware inventory:
Item          Version  Part number  Serial number  Description
Chassis                               19093          T320
Midplane      REV 04   710-004339   BC1436         T320 Backplane
FPM GBUS      REV 03   710-004461   BC1407         T320 FPM Board
FPM Display   REV 04   710-002897   BE0763         FPM Display
CIP           REV 05   710-002895   BB2311         T Series CIP
PEM 0        Rev 01   740-004359   NB12546        Power Entry Module
SCG 0        REV 06   710-004455   AY4522         T320 Sonet
Clock Gen.
Routing Engine 0
CB 0          REV 13   710-002728   BC1577         unknown
T Series
Control Board
CB 1          REV 13   710-002728   BC1595         T Series
Control Board
FPC 1         REV 09   710-007531   HS1572         FPC Type 2
CPU          REV 15   710-001726   HR8763         FPC CPU
PIC 0        REV 01   750-010618   CB5579         4x G/E SFP,
1000 BASE
SFP 0        REV 01   740-007326   P5809Z1        SFP-SX
SFP 1        REV 01   740-007326   P4Q10XU        SFP-SX
SFP 2        NON-JNPR RA45020031     SFP-SX
SFP 3        NON-JNPR RA45020032     SFP-SX
PIC 1        REV 01   750-010618   CD9587         4x G/E SFP,
1000 BASE
SFP 0        NON-JNPR P5A08QZ        SFP-T
SFP 1        REV 01   740-007326   P4Q133K        SFP-SX
SFP 2        REV 01   740-007326   P5809YY        SFP-SX
SFP 3        REV 01   740-007327   4C81704        SFP-LX
MMB 1        REV 03   710-005555   HR9401         MMB-288mbit
PPB 0        REV 04   710-003758   HR2886         PPB Type 2
FPC 2        REV 07   710-005860   HP2392         FPC Type 1
CPU          REV 14   710-001726   HP7797         FPC CPU
PIC 0        REV 02   750-007643   HM0853         1x G/E QPP,
1000 BASE
SFP 0        REV 01   740-007326   P11E9JJ        SFP-SX
MMB 1        REV 02   710-005555   HN2379         MMB-288mbit
PPB 0        REV 04   710-003758   HP8092         PPB Type 2
FPC 3        REV 07   710-005860   HP2393         FPC Type 1
CPU          REV 14   710-001726   HP0968         FPC CPU
PIC 0        REV 01   750-010240   CB5363         1x G/E SFP,
1000 BASE
SFP 0        REV 01   740-007326   P4R0PNH        SFP-SX
PIC 1        REV 03   750-003034   HD2832         4x OC-3 SONET,
SMIR
MMB 1        REV 02   710-005555   HN6307         MMB-288mbit
PPB 0        REV 04   710-003758   HP5051         PPB Type 2
FPC 4        REV 01   710-010845   JD3872         FPC Type 4
CPU          REV 02   710-011481   JB6042         FPC CPU
5           REV 01   710-005802   BC1566         FPC Type 2
CPU          REV 09   710-001726   AY4922         FPC CPU
PIC 0        REV 02   750-008155   BE2114         2x G/E QPP,
1000 BASE
SFP 0        REV 01   740-007326   P4R0PMQ        SFP-SX
SFP 1        REV 01   740-007326   P4R0PN9        SFP-SX
PIC 1        REV 01   750-008155   BE2116         2x G/E QPP,
1000 BASE
SFP 0        REV 01   740-007326   P4R0PNZ        SFP-SX

```

SFP 1		NON-JNPR	2908	SFP-T
MMB 1	REV 01	710-005555	AZ2246	MMB-288mbit
PPB 0	REV 03	710-003758	AY4839	PPB Type 2
FPC 7	REV 01	710-005803	AZ2123	FPC Type 3
...				

### show chassis hardware (T640 Router)

```
user@host> show chassis hardware
Hardware inventory:
```

Item	Version	Part number	Serial number	Description
Chassis			19182	T640
Midplane	REV 04	710-002726	AX5608	T640 Backplane
FPM GBUS	REV 02	710-002901	HE3064	T640 FPM Board
FPM Display	REV 02	710-002897	HE7864	FPM Display
CIP	REV 05	710-002895	HA5024	T Series CIP
PEM 0	Rev 02	740-029522	VH26235	AC PEM 10kW US
PEM 1	Rev 02	740-029522	VH26230	AC PEM 10kW US
SCG 0	REV 03	710-003423	HA4508	T640 Sonet Clock Gen.
Routing Engine 0	REV 02	740-005022	210865700483	RE-3.0 (RE-600)
CB 0	REV 01	710-002728	HD3044	T Series Control Board
FPC 2	REV 04	710-001721	HD5572	FPC Type 3
CPU	REV 06	710-001726	HA4712	FPC CPU
PIC 1	REV 03	750-009567	HV2331	1x 10GE(LAN),XENPAK
SFP 0	REV 01	740-009898	USC202R103	XENPAK-SR
PIC 2	REV 03	750-009567	HV2332	1x 10GE(LAN),XENPAK
SFP 0	REV 01	740-011268	USC202R112	XENPAK-ZR
PIC 3	REV 03	750-009567	HX4416	1x 10GE(LAN),XENPAK
SFP 0	REV 01	740-012056	434TC004	XENPAK-CX4
PIC 4	REV 03	750-009567	HX4420	1x 10GE(LAN),XENPAK
SFP 0	REV 01	740-012058	434TC124	XENPAK-LX4
FPC 5	REV 01	710-013553	JE4839	E2-FPC Type 1
CPU	REV 01	710-013569	JW9163	FPC CPU
PIC 0	REV 01	750-009567	HX4419	1x 10GE(LAN),XENPAK
SFP 0	REV 01	740-009898	USC202RT05	XENPAK-LR
PIC 1	REV 03	750-009567	HN7426	1x 10GE(LAN),XENPAK
SFP 0	REV 01	740-009550	03L90051	XENPAK-ER
PIC 2	REV 03	750-009467	HT7423	1x 10GE(LAN),XENPAK
SFP 0		NON-JNPR		UNKNOWN
PIC 3	REV 04	750-005100	AY4850	1x 10GE(LAN),DWDM
FPC 4	REV 01	710-010845	JD3872	FPC Type 4
CPU	REV 02	710-011481	JB6042	FPC CPU
Fan Tray 0				Front Top Fan Tray
Fan Tray 1				Front Bottom Fan Tray
Fan Tray 2				Rear Fan Tray

### show chassis hardware models (T640 Router)

```
user@host> show chassis hardware models
Hardware inventory:
```

Item	Version	Part number	CLEI code	FRU model number
Midplane	REV 04	710-002726		CHAS-BP-T640-S
FPM Display	REV 02	710-002897		CRAFT-T640-S
CIP	REV 05	710-002895		CIP-L-T640-S
PEM 0	Rev 01	740-002595		PWR-T-DC-S
SCG 0	REV 04	710-003423		SCG-T-S
SCG 1	REV 04	710-003423		SCG-T-S
Routing Engine 0	REV 01	740-005022		RE-600-2048-S
Routing Engine 1	REV 07	740-005022		RE-600-2048-S
CB 0	REV 06	710-002726		CHAS-BP-T640-S
CB 1	REV 06	710-002728		CB-L-T-S

FPC 5	REV 05	710-007527	T640-FPC2
PIC 0	REV 05	750-002510	PB-2GE-SX
PIC 1	REV 05	750-001901	PB-40C12-SON-SMIR
FPC 6	REV 03	710-001721	T640-FPC3
PIC 1	REV 01	750-009553	PC-40C48-SON-SFP
SIB 4	REV 02	750-005486	SIB-I-T640-S
Fan Tray 0			FANTRAY-T-S
Fan Tray 1			FANTRAY-T-S
Fan Tray 2			FAN-REAR-TX-T640-S

### show chassis hardware extensive (T640 Router)

```

user@host> show chassis hardware extensive
Hardware inventory:
Item          Version  Part number  Serial number  Description
Chassis
Jedec Code:   0x7fb0          EEPROM Version: 0x01
P/N:          .....          S/N:           .....
Assembly ID:  0x0507          Assembly Version: 00.00
Date:         00-00-0000      Assembly Flags:  0x00
Version:      .....
ID: Gibson LCC Chassis
Board Information Record:
Address 0x00: 00 00 00 00 00 00 00 00 00 00 00 00 00 00 00 00
I2C Hex Data:
Address 0x00: 7f b0 01 ff 05 07 00 00 00 00 00 00 00 00 00 00
Address 0x10: 00 00 00 00 00 00 00 00 00 00 00 00 00 00 00 00
Address 0x20: ff ff ff ff ff ff ff ff ff ff ff ff ff 00 00 00 00
Address 0x30: 00 00 00 00 00 00 00 00 00 00 00 00 00 00 00 00
Address 0x40: 00 00 00 00 00 00 00 00 00 00 00 00 00 00 00 00
Midplane      REV 04      710-002726  AX5633
Jedec Code:   0x7fb0          EEPROM Version: 0x01
P/N:          710-002726.      S/N:           AX5633.
Assembly ID:  0x0127          Assembly Version: 01.04
Date:         06-27-2001      Assembly Flags:  0x00
Version:      REV 04.....
ID: Gibson Backplane
Board Information Record:
Address 0x00: ad 01 08 00 00 90 69 0e f8 00 ff ff ff ff ff ff
I2C Hex Data:
Address 0x00: 7f b0 01 ff 01 27 01 04 52 45 56 20 30 34 00 00
Address 0x10: 00 00 00 00 37 31 30 2d 30 30 32 37 32 36 00 00
Address 0x20: 53 2f 4e 20 41 58 35 36 33 33 00 00 00 1b 06 07
Address 0x30: d1 ff ff ff ad 01 08 00 00 90 69 0e f8 00 ff ff
Address 0x40: ff ff ff ff ff ff ff ff ff ff ff ff ff ff ff ff
FPM GBUS      REV 02      710-002901  HE3245
...
FPM Display   REV 02      710-002897  HA4873
...
CIP           REV 05      710-002895  HA4729
...
PEM 1         RevX02     740-002595  MD21815      Power Entry Module
...
SCG 0         REV 04      710-003423  HF6023
...
SCG 1         REV 04      710-003423  HF6061
...
Routing Engine 0 REV 01     740-005022  210865700292 RE-3.0
...
CB 0          REV 06      710-002728  HE3614
...

```

FPC 1	REV 01	710-002385	HE3009	FPC Type 1
...	REV 06	710-001726	HC0010	

**show chassis hardware (T4000 Router)**

```

user@host> show chassis hardware
Hardware inventory:
Item          Version  Part number  Serial number  Description
Chassis                               JN1172F25AHA  T4000
Midplane      REV 01   710-027486   RC8355        T-series Backplane
FPM GBUS      REV 13   710-002901   BBAE0927      T640 FPM Board
FPM Display   REV 01   710-021387   EF6764        T1600 FPM Display
CIP           REV 06   710-002895   BBAD9210      T-series CIP
PEM 0         REV 01   740-036442   VA00016       Power Entry Module 6x60
SCG 0         REV 18   710-003423   BBAD7248      T640 Sonet Clock Gen.
SCG 1         REV 18   710-003423   BBAE3874      T640 Sonet Clock Gen.
Routing Engine 0 REV 05   740-026941   P737F-002248  RE-DUO-1800
Routing Engine 1 REV 06   740-026941   P737F-002653  RE-DUO-1800
CB 0          REV 09   710-022597   ED0295        LCC Control Board
CB 1          REV 09   710-022597   EA6050        LCC Control Board
FPC 0         REV 26   750-032819   EK1173        FPC Type 5-3D
  CPU         REV 12   711-030686   EJ8584        SNG PMB
  PIC 0        REV 07   750-034624   EF6837        12x10GE (LAN/WAN) SFPP
    Xcvr 0     REV 01   740-031980   123363A01145  SFP+-10G-SR
    Xcvr 1     REV 01   740-031980   123363A01147  SFP+-10G-SR
    Xcvr 2     REV 01   740-031980   AJJ01P3       SFP+-10G-SR
    Xcvr 3     REV 01   740-031980   B10M03256     SFP+-10G-SR
    Xcvr 4     REV 01   740-031980   AJJ01M2       SFP+-10G-SR
    Xcvr 5     REV 01   740-031980   123363A01137  SFP+-10G-SR
    Xcvr 6     REV 01   740-031980   AJJ01PN       SFP+-10G-SR
    Xcvr 7     REV 01   740-031980   AJJ01NW       SFP+-10G-SR
    Xcvr 8     REV 01   740-031980   123363A01139  SFP+-10G-SR
    Xcvr 9     REV 01   740-031980   AJJ01KE       SFP+-10G-SR
    Xcvr 10    REV 01   740-031980   123363A01336  SFP+-10G-SR
    Xcvr 11    REV 01   740-031980   B10M01325     SFP+-10G-SR
  PIC 1        REV 07   750-034624   EF6800        12x10GE (LAN/WAN) SFPP
    Xcvr 0     REV 01   740-031980   AJJ01SA       SFP+-10G-SR
    Xcvr 1     REV 01   740-031980   AJJ01QZ       SFP+-10G-SR
    Xcvr 2     REV 01   740-031980   AJH0217       SFP+-10G-SR
    Xcvr 3     REV 01   740-031980   AJJ01TE       SFP+-10G-SR
    Xcvr 4     REV 01   740-031980   AJJ01KV       SFP+-10G-SR
    Xcvr 5     REV 01   740-031980   AJJ01MU       SFP+-10G-SR
    Xcvr 6     REV 01   740-031980   AJJ01R0       SFP+-10G-SR
    Xcvr 7     REV 01   740-031980   AJJ01TC       SFP+-10G-SR
    Xcvr 8     REV 01   740-031980   AJJ0364       SFP+-10G-SR
    Xcvr 9     REV 01   740-031980   AJD0GV3       SFP+-10G-SR
    Xcvr 10    REV 01   740-031980   B10M03343     SFP+-10G-SR
    Xcvr 11    REV 01   740-031980   AJJ01QJ       SFP+-10G-SR
  LMB 0        REV 05   711-034381   EJ8490        Type-0 LMB
  LMB 1        REV 04   711-035774   EJ8517        Type-1 LMB
  LMB 2        REV 05   711-034381   EJ8489        Type-0 LMB
FPC 3         REV 07   750-032819   EG3637        FPC Type 5-3D
  CPU         REV 09   711-030686   EG0150        SNG PMB
  PIC 0        REV 08   750-035293   EF3657        1x100GE
    Xcvr 0     REV 01   740-032210   C22CQNJ       CFP-100G-LR4
  PIC 1        REV 10   750-034624   BBAN4098      12x10GE (LAN/WAN) SFPP
    Xcvr 0     REV 01   740-031980   B11J04902     SFP+-10G-SR
    Xcvr 1     REV 01   740-031980   B11J04891     SFP+-10G-SR
    Xcvr 2     REV 01   740-031980   AJJ01MX       SFP+-10G-SR
    Xcvr 3     REV 01   740-031980   B11J04183     SFP+-10G-SR
    Xcvr 4     REV 01   740-031980   B11J04894     SFP+-10G-SR

```

Xcvr 5	REV 01	740-031980	B11J04184	SFP+-10G-SR
Xcvr 6	REV 01	740-031980	B11J04897	SFP+-10G-SR
Xcvr 7	REV 01	740-031980	B11J04899	SFP+-10G-SR
Xcvr 8	REV 01	740-031980	AJJ01TV	SFP+-10G-SR
Xcvr 9	REV 01	740-031980	B11J04057	SFP+-10G-SR
Xcvr 10	REV 01	740-031980	AJJ01M4	SFP+-10G-SR
Xcvr 11	REV 01	740-031980	B11J04905	SFP+-10G-SR
LMB 0	REV 04	711-034381	EG1524	Type-0 LMB
LMB 1	REV 03	711-035774	EG0345	Type-1 LMB
LMB 2	REV 04	711-034381	EG1522	Type-0 LMB
FPC 5	REV 03	710-033871	BBAJ0768	FPC Type 4-ES
CPU	REV 11	710-016744	BBAH9342	ST-PMB2
PIC 0	REV 09	750-029262	EE6789	100GE
PIC 1	REV 03	750-034781	EE6655	100GE CFP
Xcvr 0	REV 01	740-032210	J11A22334	CFP-100G-LR4
BRIDGE 0	REV 03	711-029995	EE6572	100GE Bridge Board
MMB 0	REV 07	710-025563	BBAJ4657	ST-MMB2
MMB 1	REV 07	710-025563	BBAJ3073	ST-MMB2
FPC 6	REV 05	750-010153	EF4936	FPC Type 5-3D
CPU	REV 06	711-030686	EF4189	SNG PMB
PIC 0	REV 10	750-034624	BBAN4109	12x10GE (LAN/WAN) SFPP
Xcvr 0	REV 01	740-031980	B11J04895	SFP+-10G-SR
Xcvr 1	REV 01	740-031980	B11J04898	SFP+-10G-SR
Xcvr 2	REV 01	740-031980	B11J04021	SFP+-10G-SR
Xcvr 3	REV 01	740-031980	B11J04903	SFP+-10G-SR
Xcvr 4	REV 01	740-031980	B11J04311	SFP+-10G-SR
Xcvr 5	REV 01	740-031980	B11J04059	SFP+-10G-SR
Xcvr 6	REV 01	740-031980	B11J04016	SFP+-10G-SR
Xcvr 7	REV 01	740-031980	B11J04017	SFP+-10G-SR
Xcvr 8	REV 01	740-031980	B11J04887	SFP+-10G-SR
Xcvr 9	REV 01	740-031980	B11J04297	SFP+-10G-SR
Xcvr 10	REV 01	740-031980	B11J04893	SFP+-10G-SR
Xcvr 11	REV 01	740-031980	B11J04022	SFP+-10G-SR
PIC 1	REV 02	750-034624	EE3711	12x10GE (LAN/WAN) SFPP
Xcvr 0	REV 01	740-031980	AJH033X	SFP+-10G-SR
Xcvr 1	REV 01	740-031980	AJJ01N0	SFP+-10G-SR
Xcvr 2	REV 01	740-031980	AJJ01SV	SFP+-10G-SR
Xcvr 3	REV 01	740-031980	AJJ032L	SFP+-10G-SR
Xcvr 4	REV 01	740-031980	B10M01593	SFP+-10G-SR
Xcvr 5	REV 01	740-031980	AJD0FF1	SFP+-10G-SR
Xcvr 6	REV 01	740-031980	AJJ01NU	SFP+-10G-SR
Xcvr 7	REV 01	740-031980	123363A01305	SFP+-10G-SR
Xcvr 8	REV 01	740-031980	B10M00361	SFP+-10G-SR
Xcvr 9	REV 01	740-031980	AJJ01M7	SFP+-10G-SR
Xcvr 10	REV 01	740-031980	AJJ032X	SFP+-10G-SR
Xcvr 11	REV 01	740-031980	AJJ01PG	SFP+-10G-SR
LMB 0	REV 04	711-034381	EF3838	Type-0 LMB
LMB 1	REV 03	711-035774	EF3821	Type-1 LMB
LMB 2	REV 04	711-034381	EF3834	Type-0 LMB
SPMB 0	REV 05	710-023321	ED1990	LCC Switch CPU
SPMB 1	REV 05	710-023321	EA2768	LCC Switch CPU
SIB 0	REV 02	711-036340	EF8802	SIB-HC-3D
SIB 1	REV 07	711-036340	EG2286	SIB-HC-3D
SIB 2	REV 07	711-036340	EG2252	SIB-HC-3D
SIB 3	REV 02	711-036340	EF1358	SIB-HC-3D
SIB 4	REV 02	711-036340	EF8806	SIB-HC-3D
Fan Tray 0				Front Top Fan Tray
Fan Tray 1				Front Bottom Fan Tray
-- Rev 2				
Fan Tray 2				Rear Fan Tray -- Rev 3

## show chassis hardware (T4000 Router with 16 GB line card chassis (LCC) Routing Engine)

```

user@host> show chassis hardware
Hardware inventory:
Item          Version  Part number  Serial number  Description
Chassis                               JN11BDF2CAHA  T1600
Midplane      REV 01   710-027486   ACAJ0774      T640 Backplane
FPM GBUS      REV 13   710-002901   BBAL6812      T640 FPM Board
FPM Display   REV 04   710-021387   BBAP2679      T1600 FPM Display
CIP           REV 06   710-002895   BBAP4758      T-series CIP
PEM 0        Rev 03   740-026384   XF86421       Power Entry Module 3x80
PEM 1        Rev 03   740-026384   XF86429       Power Entry Module 3x80
SCG 0        REV 18   710-003423   BBAP1896      T640 Sonet Clock Gen.
SCG 1        REV 18   710-003423   BBAN8659      T640 Sonet Clock Gen.
Routing Engine 0 REV 01   740-042243   737F-002238   RE-DUO-1800-16G
Routing Engine 1 REV 01   740-042243   737F-002403   RE-DUO-1800-16G
CB 1         REV 11   710-022597   EK4526        LCC Control Board
CB 1         REV 11   710-022597   EK4527        LCC Control Board
FPC 0        REV 05   710-033871   EK5644        FPC Type 4-ES
CPU          REV 11   710-016744   EK3428        ST-PMB2
PIC 0        REV 20   750-017405   EJ3041        4x 10GE (LAN/WAN) XFP
PIC 1        REV 17   750-026962   EH7536        10x10GE(LAN/WAN) SFPP
MMB 0        REV 07   710-025563   EK6039        ST-MMB2
MMB 1        REV 07   710-025563   EK6086        ST-MMB2
FPC 1        REV 05   710-033871   EK6583        FPC Type 4-ES
CPU          REV 11   710-016744   EK3401        ST-PMB2
PIC 0        REV 17   750-026962   EJ8948        10x10GE(LAN/WAN) SFPP
MMB 0        REV 07   710-025563   EK6202        ST-MMB2
MMB 1        REV 07   710-025563   EK6112        ST-MMB2
SPMB 1       REV 05   710-023321   EK4900        LCC Switch CPU
SIB 0        REV 11   710-013074   EK5958        SIB-I8-SF
SIB 1        REV 11   710-013074   EK4606        SIB-I8-SF
SIB 2        REV 11   710-013074   EK5971        SIB-I8-SF
SIB 3        REV 11   710-013074   EK4609        SIB-I8-SF
SIB 4        REV 11   710-013074   EK4602        SIB-I8-SF
Fan Tray 0   Front Top Fan Tray
Fan Tray 1   Front Bottom Fan Tray
Fan Tray 2   Rear Fan Tray -- Rev 2

```

## show chassis hardware (T4000 Router with LSR FPC)

```

user@host> show chassis hardware
Hardware inventory:
Item          Version  Part number  Serial number  Description
Chassis                               JN1173A24AHA  T4000
FPC 3         REV     750-048373   AN7797        FPC Type 5-LSR
CPU          REV 10   711-030686   AN6649        SNG PMB
PIC 0        REV 07   750-034624   EF6830        12x10GE (LAN/WAN) SFPP

```

## show chassis hardware clei-models (T4000 Router)

```

user@host> show chassis hardware clei-models
Hardware inventory:
Item          Version  Part number  CLEI code      FRU model number
Midplane      REV 01   710-027486   IPMJ700DRD     CHAS-BP-T1600-S
FPM Display   REV 01   710-021387                   CRAFT-T1600-S
CIP           REV 06   710-002895                   CIP-L-T640-S
PEM 0        REV 01   740-036442   IPUPAG6KAA     PWR-T-6-60-DC
SCG 0        REV 18   710-003423                   SCG-T-S
SCG 1        REV 18   710-003423                   SCG-T-S
Routing Engine 0 REV 05   740-026941                   RE-DUO-C1800-8G-S

```

Routing Engine 1	REV 06	740-026941		RE-DUO-C1800-8G-S
CB 0	REV 09	710-022597		CB-LCC-S
CB 1	REV 09	710-022597		CB-LCC-S
FPC 3				
PIC 0	REV 08	750-035293	XXXXXXXXBB	PF-1CGE-CFP
PIC 1	REV 10	750-034624	XXXXXXXXCC	PF-12XGE-SFPP
FPC 5	REV 03	710-033871	IPUCAMBCTD	T1600-FPC4-ES
PIC 1	REV 03	750-034781	IPUIBKLMMA	PD-1CE-CFP-FPC4
FPC 6				
PIC 0	REV 10	750-034624	XXXXXXXXCC	PF-12XGE-SFPP
Fan Tray 0				FANTRAY-T-S
Fan Tray 1				FANTRAY-T4000-S
Fan Tray 2				FANTRAY-TXP-R-S

### show chassis hardware detail (T4000 Router)

```
user@host> show chassis hardware detail
```

Hardware inventory:

Item	Version	Part number	Serial number	Description
Chassis			JN1172F25AHA	T4000
Midplane	REV 01	710-027486	RC8355	T-series Backplane
FPM GBUS	REV 13	710-002901	BBAE0927	T640 FPM Board
FPM Display	REV 01	710-021387	EF6764	T1600 FPM Display
CIP	REV 06	710-002895	BBAD9210	T-series CIP
PEM 0	REV 01	740-036442	VA00016	Power Entry Module 6x60
SCG 0	REV 18	710-003423	BBAD7248	T640 Sonet Clock Gen.
SCG 1	REV 18	710-003423	BBAE3874	T640 Sonet Clock Gen.
Routing Engine 0	REV 05	740-026941	P737F-002248	RE-DUO-1800
ad0 3823 MB SMART CF			2009121602A661576157	Compact Flash
ad1 59690 MB STEC MACH-8 SSD			STM000103FDB	Disk 1
Routing Engine 1	REV 06	740-026941	P737F-002653	RE-DUO-1800
ad0 3823 MB SMART CF			201011150153F52CF52C	Compact Flash
ad1 62720 MB SMART Lite SATA Drive			2010110900150A880A88	Disk 1
CB 0	REV 09	710-022597	ED0295	LCC Control Board
CB 1	REV 09	710-022597	EA6050	LCC Control Board
FPC 0	REV 26	750-032819	EK1173	FPC Type 5-3D
CPU	REV 12	711-030686	EJ8584	SNG PMB
PIC 0	REV 07	750-034624	EF6837	12x10GE (LAN/WAN) SFPP
Xcvr 0	REV 01	740-031980	123363A01145	SFP+-10G-SR
Xcvr 1	REV 01	740-031980	123363A01147	SFP+-10G-SR
Xcvr 2	REV 01	740-031980	AJJ01P3	SFP+-10G-SR
Xcvr 3	REV 01	740-031980	B10M03256	SFP+-10G-SR
Xcvr 4	REV 01	740-031980	AJJ01M2	SFP+-10G-SR
Xcvr 5	REV 01	740-031980	123363A01137	SFP+-10G-SR
Xcvr 6	REV 01	740-031980	AJJ01PN	SFP+-10G-SR
Xcvr 7	REV 01	740-031980	AJJ01NW	SFP+-10G-SR
Xcvr 8	REV 01	740-031980	123363A01139	SFP+-10G-SR
Xcvr 9	REV 01	740-031980	AJJ01KE	SFP+-10G-SR
Xcvr 10	REV 01	740-031980	123363A01336	SFP+-10G-SR
Xcvr 11	REV 01	740-031980	B10M01325	SFP+-10G-SR
PIC 1	REV 07	750-034624	EF6800	12x10GE (LAN/WAN) SFPP
Xcvr 0	REV 01	740-031980	AJJ01SA	SFP+-10G-SR
Xcvr 1	REV 01	740-031980	AJJ01QZ	SFP+-10G-SR
Xcvr 2	REV 01	740-031980	AJH0217	SFP+-10G-SR
Xcvr 3	REV 01	740-031980	AJJ01TE	SFP+-10G-SR
Xcvr 4	REV 01	740-031980	AJJ01KV	SFP+-10G-SR
Xcvr 5	REV 01	740-031980	AJJ01MU	SFP+-10G-SR
Xcvr 6	REV 01	740-031980	AJJ01R0	SFP+-10G-SR
Xcvr 7	REV 01	740-031980	AJJ01TC	SFP+-10G-SR
Xcvr 8	REV 01	740-031980	AJJ0364	SFP+-10G-SR
Xcvr 9	REV 01	740-031980	AJD0GV3	SFP+-10G-SR

Xcvr 10	REV 01	740-031980	B10M03343	SFP+-10G-SR
Xcvr 11	REV 01	740-031980	AJJ01QJ	SFP+-10G-SR
LMB 0	REV 05	711-034381	EJ8490	Type-0 LMB
LMB 1	REV 04	711-035774	EJ8517	Type-1 LMB
LMB 2	REV 05	711-034381	EJ8489	Type-0 LMB
FPC 3	REV 07	750-032819	EG3637	FPC Type 5-3D
CPU	REV 09	711-030686	EG0150	SNG PMB
PIC 0	REV 08	750-035293	EF3657	1x100GE
Xcvr 0	REV 01	740-032210	C22CQNJ	CFP-100G-LR4
PIC 1	REV 10	750-034624	BBAN4098	12x10GE (LAN/WAN) SFPP
Xcvr 0	REV 01	740-031980	B11J04902	SFP+-10G-SR
Xcvr 1	REV 01	740-031980	B11J04891	SFP+-10G-SR
Xcvr 2	REV 01	740-031980	AJJ01MX	SFP+-10G-SR
Xcvr 3	REV 01	740-031980	B11J04183	SFP+-10G-SR
Xcvr 4	REV 01	740-031980	B11J04894	SFP+-10G-SR
Xcvr 5	REV 01	740-031980	B11J04184	SFP+-10G-SR
Xcvr 6	REV 01	740-031980	B11J04897	SFP+-10G-SR
Xcvr 7	REV 01	740-031980	B11J04899	SFP+-10G-SR
Xcvr 8	REV 01	740-031980	AJJ01TV	SFP+-10G-SR
Xcvr 9	REV 01	740-031980	B11J04057	SFP+-10G-SR
Xcvr 10	REV 01	740-031980	AJJ01M4	SFP+-10G-SR
Xcvr 11	REV 01	740-031980	B11J04905	SFP+-10G-SR
LMB 0	REV 04	711-034381	EG1524	Type-0 LMB
LMB 1	REV 03	711-035774	EG0345	Type-1 LMB
LMB 2	REV 04	711-034381	EG1522	Type-0 LMB
FPC 5	REV 03	710-033871	BBAJ0768	FPC Type 4-ES
CPU	REV 11	710-016744	BBAH9342	ST-PMB2
PIC 0	REV 09	750-029262	EE6789	100GE
PIC 1	REV 03	750-034781	EE6655	100GE CFP
Xcvr 0	REV 01	740-032210	J11A22334	CFP-100G-LR4
BRIDGE 0	REV 03	711-029995	EE6572	100GE Bridge Board
MMB 0	REV 07	710-025563	BBAJ4657	ST-MMB2
MMB 1	REV 07	710-025563	BBAJ3073	ST-MMB2
FPC 6	REV 05	750-010153	EF4936	FPC Type 5-3D
CPU	REV 06	711-030686	EF4189	SNG PMB
PIC 0	REV 10	750-034624	BBAN4109	12x10GE (LAN/WAN) SFPP
Xcvr 0	REV 01	740-031980	B11J04895	SFP+-10G-SR
Xcvr 1	REV 01	740-031980	B11J04898	SFP+-10G-SR
Xcvr 2	REV 01	740-031980	B11J04021	SFP+-10G-SR
Xcvr 3	REV 01	740-031980	B11J04903	SFP+-10G-SR
Xcvr 4	REV 01	740-031980	B11J04311	SFP+-10G-SR
Xcvr 5	REV 01	740-031980	B11J04059	SFP+-10G-SR
Xcvr 6	REV 01	740-031980	B11J04016	SFP+-10G-SR
Xcvr 7	REV 01	740-031980	B11J04017	SFP+-10G-SR
Xcvr 8	REV 01	740-031980	B11J04887	SFP+-10G-SR
Xcvr 9	REV 01	740-031980	B11J04297	SFP+-10G-SR
Xcvr 10	REV 01	740-031980	B11J04893	SFP+-10G-SR
Xcvr 11	REV 01	740-031980	B11J04022	SFP+-10G-SR
PIC 1	REV 02	750-034624	EE3711	12x10GE (LAN/WAN) SFPP
Xcvr 0	REV 01	740-031980	AJH033X	SFP+-10G-SR
Xcvr 1	REV 01	740-031980	AJJ01N0	SFP+-10G-SR
Xcvr 2	REV 01	740-031980	AJJ01SV	SFP+-10G-SR
Xcvr 3	REV 01	740-031980	AJJ032L	SFP+-10G-SR
Xcvr 4	REV 01	740-031980	B10M01593	SFP+-10G-SR
Xcvr 5	REV 01	740-031980	AJD0FF1	SFP+-10G-SR
Xcvr 6	REV 01	740-031980	AJJ01NU	SFP+-10G-SR
Xcvr 7	REV 01	740-031980	123363A01305	SFP+-10G-SR
Xcvr 8	REV 01	740-031980	B10M00361	SFP+-10G-SR
Xcvr 9	REV 01	740-031980	AJJ01M7	SFP+-10G-SR
Xcvr 10	REV 01	740-031980	AJJ032X	SFP+-10G-SR
Xcvr 11	REV 01	740-031980	AJJ01PG	SFP+-10G-SR

LMB 0	REV 04	711-034381	EF3838	Type-0 LMB
LMB 1	REV 03	711-035774	EF3821	Type-1 LMB
LMB 2	REV 04	711-034381	EF3834	Type-0 LMB
SPMB 0	REV 05	710-023321	ED1990	LCC Switch CPU
SPMB 1	REV 05	710-023321	EA2768	LCC Switch CPU
SIB 0	REV 02	711-036340	EF8802	SIB-HC-3D
SIB 1	REV 07	711-036340	EG2286	SIB-HC-3D
SIB 2	REV 07	711-036340	EG2252	SIB-HC-3D
SIB 3	REV 02	711-036340	EF1358	SIB-HC-3D
SIB 4	REV 02	711-036340	EF8806	SIB-HC-3D
Fan Tray 0				Front Top Fan Tray
Fan Tray 1				Front Bottom Fan Tray
-- Rev 2				
Fan Tray 2				Rear Fan Tray -- Rev 3

### show chassis hardware models (T4000 Router)

```
user@host> show chassis hardware models
```

```
Hardware inventory:
Item          Version  Part number  Serial number  FRU model number
Midplane      REV 01   710-027486   RC8355         CHAS-BP-T1600-S
FPM Display   REV 01   710-021387   EF6764         CRAFT-T1600-S
CIP           REV 06   710-002895   BBAD9210       CIP-L-T640-S
PEM 0         REV 01   740-036442   VA00016        PWR-T-6-60-DC
SCG 0         REV 18   710-003423   BBAD7248       SCG-T-S
SCG 1         REV 18   710-003423   BBAE3874       SCG-T-S
Routing Engine 0 REV 05   740-026941   P737F-002248   RE-DUO-C1800-8G-S
Routing Engine 1 REV 06   740-026941   P737F-002653   RE-DUO-C1800-8G-S
CB 0          REV 09   710-022597   ED0295         CB-LCC-S
CB 1          REV 09   710-022597   EA6050         CB-LCC-S
FPC 3
  PIC 0       REV 08   750-035293   EF3657         PF-1CGE-CFP
  PIC 1       REV 10   750-034624   BBAN4098       PF-12XGE-SFPP
FPC 5         REV 03   710-033871   BBAJ0768       T1600-FPC4-ES
  PIC 1       REV 03   750-034781   EE6655         PD-1CE-CFP-FPC4
FPC 6
  PIC 0       REV 10   750-034624   BBAN4109       PF-12XGE-SFPP
Fan Tray 0    FANTRAY-T-S
Fan Tray 1    FANTRAY-T4000-S
Fan Tray 2    FAN-REAR-TXP-LCC
```

### show chassis hardware lcc (TX Matrix Router)

```
user@host> show chassis hardware lcc 0
lcc0-re0:
```

```
-----
Hardware inventory:
Item          Version  Part number  Serial number  Description
Chassis                          65751         T640
Midplane      REV 03   710-005608   RA1408         T640 Backplane
FPM GBUS      REV 09   710-002901   RA2784         T640 FPM Board
FPM Display   REV 05   710-002897   RA2825         FPM Display
CIP           REV 06   710-002895   HT0684         T Series CIP
PEM 0         Rev 11   740-002595   PM18483        Power Entry Module
PEM 1         Rev 11   740-002595   qb13984        Power Entry Module
SCG 0         REV 11   710-003423   HT0022         T640 Sonet Clock Gen.
Routing Engine 0 REV 13   740-005022   210865700363   RE-3.0 (RE-600)
CB 0          REV 03   710-007655   HW1195         Control Board (CB-T)
FPC 1         REV 05   710-007527   HM3245         FPC Type 2
  CPU         REV 14   710-001726   HM1084         FPC CPU
```

PIC 0	REV 02	750-007218	AZ1112	2x OC-12 ATM2 IQ, SMIR
PIC 1	REV 02	750-007745	HG3462	4x OC-3 SONET, SMIR
PIC 2	REV 14	750-001901	BA5390	4x OC-12 SONET, SMIR
PIC 3	REV 09	750-008155	HS3012	2x G/E IQ, 1000 BASE
SFP 0		NON-JNPR	P1186TY	SFP-S
SFP 1	REV 01	740-007326	P11WLTF	SFP-SX
MMB 1	REV 02	710-005555	HL7514	MMB-288mbit
PPB 0	REV 04	710-003758	HM4405	PPB Type 2
PPB 1	REV 04	710-003758	AV1960	PPB Type 2
FPC 2	REV 08	710-010154	HZ3578	E-FPC Type 3
CPU	REV 05	710-010169	HZ3219	FPC CPU-Enhanced
PIC 0	REV 02	750-009567	HX2882	1x 10GE(LAN), XENPAK
SFP 0	REV 01	740-009898	USC202U709	XENPAK-LR
PIC 1	REV 03	750-003336	HJ9954	4x OC-48 SONET, SMSR
PIC 2	REV 01	750-004535	HC0235	1x OC-192 SM SR1
PIC 3	REV 07	750-007141	HX1699	10x 1GE(LAN), 1000 BASE
SFP 0	REV 01	740-007326	2441042	SFP-SX
SFP 1	REV 01	740-007326	2441027	SFP-SX
MMB 0	REV 03	710-010171	HV2365	MMB-5M3-288mbit
MMB 1	REV 03	710-010171	HZ3888	MMB-5M3-288mbit
SPMB 0	REV 09	710-003229	HW5245	T Series Switch CPU
SIB 3	REV 07	710-005781	HR5927	SIB-L8-F16
B Board	REV 06	710-005782	HR5971	SIB-L8-F16 (B)
SIB 4	REV 07	710-005781	HR5903	SIB-L8-F16
B Board	REV 06	710-005782	HZ5275	SIB-L8-F16 (B)

#### show chassis hardware scc (TX Matrix Router)

```
user@host> show chassis hardware scc
scc-re0:
```

```
-----
Hardware inventory:
```

Item	Version	Part number	Serial number	Description
Chassis				TX Matrix
Midplane	REV 04	710-004396	RB0014	SCC Midplane
FPM GBUS	REV 04	710-004617	HW9141	SCC FPM Board
FPM Display	REV 04	710-004619	HS5950	SCC FPM
CIP 0	REV 01	710-010218	HV9151	SCC CIP
CIP 1	REV 01	710-010218	HV9152	SCC CIP
PEM 1	Rev 11	740-002595	QB13977	Power Entry Module
Routing Engine 0	REV 05	740-008883	P11123900153	RE-4.0 (RE-1600)
CB 0	REV 01	710-011709	HR5964	Control Board (CB-TX)
SPMB 0	REV 09	710-003229	HW5293	T Series Switch CPU
SIB 3				
SIB 4	REV 01	710-005839	HW1177	SIB-S8-F16
B Board	REV 01	710-005840	HW1202	SIB-S8-F16 (B)

#### show chassis hardware (T1600 Router)

```
user@host> show chassis hardware
```

```
Hardware inventory:
```

Item	Version	Part number	Serial number	Description
Chassis			B2703	T1600
Midplane	REV 03	710-005608	RC4137	T640 Backplane
FPM GBUS	REV 10	710-002901	DT7062	T640 FPM Board
FPM Display	REV 05	710-002897	DS3067	FPM Display
CIP	REV 06	710-002895	DT3386	T-series CIP
PEM 0	Rev 07	740-017906	UA26344	Power Entry Module 3x80
PEM 1	Rev 18	740-002595	UF38441	Power Entry Module
SCG 0	REV 15	710-003423	DV0941	T640 Sonet Clock Gen.

Routing Engine 0	REV 08	740-014082	9009014502	RE-A-2000
Routing Engine 1	REV 07	740-014082	9009009591	RE-A-2000
CB 0	REV 05	710-007655	JA9360	Control Board (CB-T)
CB 1	REV 03	710-017707	DT3251	Control Board (CB-T)
FPC 0	REV 07	710-013558	DR4253	E2-FPC Type 2
CPU	REV 05	710-013563	DS3902	FPC CPU-Enhanced
PIC 0	REV 01	750-010618	CB5446	4x G/E SFP, 1000 BASE
Xcvr 0	REV 01	740-011613	P9F11CW	SFP-SX
Xcvr 1	REV 01	740-011613	P9F15C2	SFP-SX
Xcvr 2	REV 01	740-011782	PB94K0L	SFP-SX
PIC 1	REV 06	750-001900	HB6399	1x OC-48 SONET, SMSR
PIC 2	REV 14	750-001901	AP1092	4x OC-12 SONET, SMIR
PIC 3	REV 07	750-001900	AR8275	1x OC-48 SONET, SMSR
MMB 1	REV 07	710-010171	DS1524	MMB-5M3-288mbit
FPC 1	REV 06	710-013553	DL9067	E2-FPC Type 1
CPU	REV 04	710-013563	DM1685	FPC CPU-Enhanced
PIC 0	REV 08	750-001072	AB1688	1x G/E, 1000 BASE-SX
PIC 1	REV 10	750-012266	JX5519	4x 1GE(LAN), IQ2
Xcvr 0	REV 01	740-011613	AM0812S8UK6	SFP-SX
Xcvr 2	REV 01	740-011613	AM0812S8UK1	SFP-SX
Xcvr 3	REV 01	740-011782	P8N1YHG	SFP-SX
PIC 2	REV 22	750-005634	DP0083	1x CHOC12 IQ SONET, SMIR
MMB 1	REV 07	710-008923	DN1862	MMB 3M 288-bit
FPC 2	REV 01	710-005548	HJ9899	FPC Type 3
CPU	REV 06	710-001726	HC0586	FPC CPU
PIC 0	REV 16	750-007141	NC9660	10x 1GE(LAN), 1000 BASE
Xcvr 0	REV 01	740-011613	AM0812S8XAR	SFP-SX
Xcvr 1	REV 01	740-011782	P920E7B	SFP-SX
Xcvr 2	REV 01	740-011613	AM0812S8XAU	SFP-SX
Xcvr 4	REV 01	740-011613	AM0812S8XAK	SFP-SX
Xcvr 5	REV 01	740-011613	AM0812S8XAA	SFP-SX
Xcvr 6	REV 01	740-011613	PAJ4NKY	SFP-SX
Xcvr 7	REV 01	740-011613	AM0812S8UJW	SFP-SX
Xcvr 8	REV 01	740-011782	PB81X89	SFP-SX
Xcvr 9	REV 01	740-011613	AM0812S8UJX	SFP-SX
PIC 1	REV 06	750-015217	DK3280	8x 1GE(TYPE3), IQ2
Xcvr 0	REV 01	740-011782	P8P0A3T	SFP-SX
Xcvr 1	REV 01	740-013111	5090002	SFP-T
Xcvr 2	REV 01	740-011613	AM0814S93BQ	SFP-SX
Xcvr 4		NON-JNPR	PDE0FAN	SFP-SX
Xcvr 5	REV 01	740-011782	P8Q20XY	SFP-SX
Xcvr 6	REV 01	740-011613	AM0812S8UJV	SFP-SX
Xcvr 7	REV 01	740-011613	AM0812S8UP7	SFP-SX
PIC 2	REV 05	750-004695	HT4383	1x Tunnel
PIC 3	REV 17	750-009553	RL0204	4x OC-48 SONET
Xcvr 0	REV 01	740-011785	PDS3T23	SFP-SR
Xcvr 1	REV 01	740-011785	P6Q0F3E	SFP-SR
MMB 0	REV 03	710-004047	HD5843	MMB-288mbit
MMB 1	REV 03	710-004047	HE3208	MMB-288mbit
PPB 0	REV 02	710-002845	HA4524	PPB Type 3
PPB 1	REV 02	710-002845	HA4766	PPB Type 3
FPC 3	REV 01	710-010154	HR0863	E-FPC Type 3
CPU	REV 01	710-010169	HN3422	FPC CPU-Enhanced
PIC 0	REV 07	750-012793	WF5096	1x 10GE(LAN/WAN) IQ2
Xcvr 0		NON-JNPR	M64294TP	XFP-10G-LR
PIC 1	REV 25	750-007141	DV2127	10x 1GE(LAN), 1000 BASE
Xcvr 0	REV 01	740-011613	PFA6LTJ	SFP-SX
Xcvr 1	REV 01	740-011782	P9P0XV4	SFP-SX

Xcvr 2	REV 01	740-011782	P9M0TNX	SFP-SX
Xcvr 4	REV 01	740-011782	P9B0TTP	SFP-SX
Xcvr 5		NON-JNPR	PBS4LED	SFP-SX
PIC 2	REV 17	750-009553	RL0212	4x OC-48 SONET
Xcvr 0	REV 01	740-011785	PDS3T8G	SFP-SR
PIC 3	REV 32	750-003700	DL1279	1x OC-192 12xMM VSR
MMB 0	REV 01	710-010171	HR0821	MMB-288mbit
MMB 1	REV 01	710-010171	HR0818	MMB-288mbit
FPC 4	REV 16	710-013037	EB4919	FPC Type 4-ES
CPU	REV 09	710-016744	BBAA4382	ST-PMB2
PIC 0	REV 03	711-029996	EB1569	100GE
PIC 1	REV 05	711-029999	EB9983	100GE CFP
Xcvr 0	REV 0	740-032210	J10G80746	CFP-100G-LR4
BRIDGE 0	REV 02	711-029995	EB2235	100GE Bridge Board
MMB 0	REV 04	710-025563	BBAA7112	ST-MMB2
MMB 1	REV 04	710-025563	BBAA7149	ST-MMB2
FPC 5	REV 02	710-013037	DE3407	FPC Type 4-ES
CPU	REV 04	710-016744	DA2124	ST-PMB2
PIC 0	REV 16	750-012518	DF2554	4x OC-192 SONET XFP
Xcvr 0	REV 01	740-014279	AA0745N1FX8	XFP-OC192-SR
Xcvr 1	REV 01	740-014279	AA0748N1HN5	XFP-OC192-SR
Xcvr 2	REV 01	740-014279	AA0748N1HT6	XFP-OC192-SR
Xcvr 3	REV 01	740-014279	AA0744N1EC9	XFP-OC192-SR
PIC 1	REV 01	750-010850	JA0329	1x OC-768 SONET SR
MMB 0	REV 04	710-016036	DE9577	ST-MMB2
MMB 1	REV 04	710-016036	DK4060	ST-MMB2
FPC 6	REV 14	710-013037	DV1431	FPC Type 4-ES
CPU	REV 09	710-016744	DT9020	ST-PMB2
PIC 0	REV 11	750-017405	DM6261	4x 10GE (LAN/WAN) XFP
Xcvr 0	REV 01	740-014289	C701XU05Q	XFP-10G-SR
Xcvr 1	REV 01	740-014279	AA0748N1HPT	XFP-10G-LR
Xcvr 2	REV 01	740-014289	T08E19189	XFP-10G-SR
Xcvr 3	REV 01	740-014289	C715XU058	XFP-10G-SR
PIC 1	REV 13	750-017405	DP8772	4x 10GE (LAN/WAN) XFP
Xcvr 0	REV 02	740-011571	C850XJ037	XFP-10G-SR
Xcvr 1	REV 02	740-014289	C839XU0L9	XFP-10G-SR
Xcvr 2	REV 02	740-014289	C834XU05A	XFP-10G-SR
Xcvr 3	REV 02	740-014289	C810XU0CE	XFP-10G-SR
MMB 0	REV 01	710-025563	DT8454	ST-MMB2
MMB 1	REV 01	710-025563	DT8366	ST-MMB2
FPC 7	REV 09	710-007529	HZ7624	FPC Type 3
CPU	REV 15	710-001726	HZ1413	FPC CPU
PIC 0	REV 10	750-012793	DM5627	1x 10GE(LAN/WAN) IQ2
Xcvr 0	REV 02	740-011571	C831XJ062	XFP-10G-SR
PIC 1	REV 01	750-015217	JT6762	8x 1GE(TYPE3), IQ2
Xcvr 0	REV 01	740-011782	P8Q25JU	SFP-SX
Xcvr 1	REV 01	740-011782	P9B0U0K	SFP-SX
PIC 2	REV 01	750-015217	JS4268	8x 1GE(TYPE3), IQ2
Xcvr 0	REV 01	740-011613	AM0812S8XBZ	SFP-SX
Xcvr 1	REV 01	740-011613	AM0812S8XAP	SFP-SX
Xcvr 2	REV 01	740-011613	AM0812S8XBY	SFP-SX
Xcvr 3	REV 01	740-011613	AM0812S8XBX	SFP-SX
Xcvr 4	REV 01	740-011613	P9F1652	SFP-SX
Xcvr 5	REV 01	740-011782	P8Q21YC	SFP-SX
Xcvr 6	REV 01	740-011782	P8Q27HQ	SFP-SX
Xcvr 7	REV 01	740-011613	P8E2SSU	SFP-SX
PIC 3	REV 15	750-009450	NB6790	1x OC-192 SM SR2
MMB 0	REV 03	710-005555	HZ3450	MMB-288mbit
MMB 1	REV 03	710-005555	HZ3415	MMB-288mbit
PPB 0	REV 04	710-002845	HP0887	PPB Type 3
PPB 1	REV 04	710-002845	HW5255	PPB Type 3

SPMB 0	REV 10	710-003229	HX3699	T-series Switch CPU
SPMB 1	REV 12	710-003229	DT3091	T-series Switch CPU
SIB 0	REV 07	710-013074	DS4747	SIB-I8-SF
SIB 1	REV 07	710-013074	DS4942	SIB-I8-SF
SIB 2	REV 07	710-013074	DS4965	SIB-I8-SF
SIB 3	REV 07	710-013074	DS4990	SIB-I8-SF
SIB 4	REV 07	710-013074	DS4944	SIB-I8-SF
Fan Tray 0				Front Top Fan Tray
Fan Tray 1				Front Bottom Fan Tray
Fan Tray 2				Rear Fan Tray -- Rev 2

## show chassis hardware (TX Matrix Plus Router)

```
user@host> show chassis hardware
sfc0-re0:
```

```
-----
Hardware inventory:
Item                Version  Part number  Serial number  Description
Chassis              REV 05    710-022574   JN113186EAHB  TXP
Midplane             REV 03    710-024027   TS3822        SFC Midplane
FPM Display          REV 05    710-023792   DW4701        TXP FPM Display
CIP 0                REV 05    710-023792   DW7998        TXP CIP
CIP 1                REV 05    710-023792   DW7999        TXP CIP
PEM 0                Rev 04    740-027463   UM26367       Power Entry Module
PEM 1                Rev 04    740-027463   UM26346       Power Entry Module
Routing Engine 0     REV 06    740-026942   737A-1081     RE-DUO-2600
Routing Engine 1     REV 06    740-026942   737A-1043     RE-DUO-2600
CB 0                 REV 05    710-022606   DW4435        SFC Control Board
CB 1                 REV 09    710-022606   DW6100        SFC Control Board
SPMB 0               BUILTIN   BUILTIN       SFC Switch CPU
SPMB 1               BUILTIN   BUILTIN       SFC Switch CPU
SIB F13 0            REV 04    750-024564   DW5764        F13 SIB
  B Board            REV 03    710-023431   DW9053        F13 SIB Mezz
SIB F13 3            REV 04    750-024564   DW5785        F13 SIB
  B Board            REV 03    710-023431   DW9030        F13 SIB Mezz
SIB F13 6
SIB F13 8            REV 04    750-024564   DW5752        F13 SIB
  B Board            REV 03    710-023431   DW9051        F13 SIB Mezz
SIB F13 11           REV 04    750-024564   DW5782        F13 SIB
  B Board            REV 03    710-023431   DW9058        F13 SIB Mezz
SIB F13 12           REV 03    750-024564   DT9466        F13 SIB
  B Board            REV 02    710-023431   DT6556        F13 SIB Mezz
SIB F2S 0/0          REV 05    710-022603   DW7898        F2S SIB
  B Board            REV 05    710-023787   DW7625        F2S SIB Mezz
SIB F2S 0/2          REV 05    710-022603   DW7811        F2S SIB
  B Board            REV 05    710-023787   DW7550        F2S SIB Mezz
SIB F2S 0/4          REV 04    710-022603   DW4873        F2S SIB
  B Board            REV 05    710-023787   DW8509        F2S SIB Mezz
SIB F2S 0/6          REV 04    710-022603   DW4867        F2S SIB
  B Board            REV 05    710-023787   DW8472        F2S SIB Mezz
SIB F2S 1/0          REV 04    710-022603   DW4871        F2S SIB
  B Board            REV 05    710-023787   DW8497        F2S SIB Mezz
SIB F2S 1/2          REV 05    710-022603   DW7868        F2S SIB
  B Board            REV 05    710-023787   DW7551        F2S SIB Mezz
SIB F2S 1/4          REV 04    710-022603   DW4854        F2S SIB
  B Board            REV 05    710-023787   DW8496        F2S SIB Mezz
SIB F2S 1/6          REV 05    710-022603   DW7889        F2S SIB
  B Board            REV 05    710-023787   DW7496        F2S SIB Mezz
SIB F2S 2/0          REV 04    710-022603   DW4852        F2S SIB
  B Board            REV 05    710-023787   DW8498        F2S SIB Mezz
SIB F2S 2/2          REV 04    710-022603   DW4845        F2S SIB
```

B Board	REV 05	710-023787	DW8457	F2S SIB Mezz
SIB F2S 2/4	REV 05	710-022603	DW7802	F2S SIB
B Board	REV 05	710-023787	DW7562	F2S SIB Mezz
SIB F2S 2/6	REV 04	710-022603	DW4822	F2S SIB
B Board	REV 05	710-023787	DW8467	F2S SIB Mezz
SIB F2S 3/0	REV 05	710-022603	DW7815	F2S SIB
B Board	REV 05	710-023787	DW7518	F2S SIB Mezz
SIB F2S 3/2	REV 03	710-022603	DV0068	F2S SIB
B Board	REV 03	710-023787	DT9974	F2S SIB Mezz
SIB F2S 3/4	REV 05	710-022603	DW7874	F2S SIB
B Board	REV 05	710-023787	DW7601	F2S SIB Mezz
SIB F2S 3/6	REV 03	710-022603	DV0033	F2S SIB
B Board	REV 03	710-023787	DT9969	F2S SIB Mezz
SIB F2S 4/0	REV 03	710-022603	DV0043	F2S SIB
B Board	REV 03	710-023787	DT9948	F2S SIB Mezz
SIB F2S 4/2	REV 05	710-022603	DW5446	F2S SIB
B Board	REV 05	710-023787	DW7611	F2S SIB Mezz
SIB F2S 4/4	REV 04	710-022603	DW4826	F2S SIB
B Board	REV 05	710-023787	DW8458	F2S SIB Mezz
SIB F2S 4/6	REV 03	710-022603	DV0026	F2S SIB
B Board	REV 03	710-023787	DT9963	F2S SIB Mezz
Fan Tray 0	REV 02	760-024497	DR8290	Front Fan Tray
Fan Tray 1	REV 02	760-024497	DR8293	Front Fan Tray
Fan Tray 2	REV 05	760-024502	DR8280	Rear Fan Tray
Fan Tray 3				
Fan Tray 4	REV 05	760-024502	DR8276	Rear Fan Tray
Fan Tray 5	REV 02	760-024502	DP5643	Rear Fan Tray

lcc0-re0:

-----  
Hardware inventory:

Item	Version	Part number	Serial number	Description
Chassis			JN11036F8AHA	T1600
Midplane	REV 03	710-017247	RC3799	T-series Backplane
FPM GBUS	REV 10	710-002901	DP7009	T640 FPM Board
FPM Display	REV 01	710-021387	DN7026	T1600 FPM Display
CIP	REV 06	710-002895	DP6024	T-series CIP
PEM 1	Rev 02	740-023211	WA50019	Power Entry Module 4x60A
SCG 0	REV 15	710-003423	DR6757	T640 Sonet Clock Gen.
SCG 1	REV 15	710-003423	DS2225	T640 Sonet Clock Gen.
Routing Engine 0	REV 01	740-026941	737F-1040	RE-DUO-1800
Routing Engine 1	REV 01	740-026941	737F-1016	RE-DUO-1800
CB 0	REV 06	710-022597	DX4011	LCC Control Board
CB 1	REV 06	710-022597	DX4017	LCC Control Board
FPC 1	REV 07	710-013035	DN5847	FPC Type 3-ES
CPU	REV 08	710-016744	DP2570	ST-PMB2
PIC 0	REV 05	750-015217	DB0418	8x 1GE(TYPE3), IQ2
Xcvr 0	REV 01	740-011782	P8Q27ZG	SFP-SX
Xcvr 1		NON-JNPR	PDA1U0D	SFP-SX
Xcvr 2	REV 01	740-011613	P9F1ALW	SFP-SX
Xcvr 3	REV 01	740-011782	PBA403V	SFP-SX
Xcvr 4		NON-JNPR	PDE09DP	SFP-SX
Xcvr 5	REV 01	740-011782	PCH2P4K	SFP-SX
Xcvr 6	REV 01	740-011782	PB94K0F	SFP-SX
Xcvr 7	REV 01	740-011782	PBA2R2A	SFP-SX
PIC 1	REV 03	750-004424	HJ4020	1x 10GE(LAN), DWDM
PIC 2	REV 01	750-003336	HG6073	4x OC-48 SONET, SMSR
MMB 0	REV 04	710-016036	DP3401	ST-MMB2
FPC 3	REV 12	710-013037	DR1169	FPC Type 4-ES
CPU	REV 08	710-016744	DP9429	ST-PMB2
PIC 0	REV 02	750-010850	JA0332	1x OC-768 SONET SR

MMB 0	REV 04	710-016036	DR0628	ST-MMB2
MMB 1	REV 04	710-016036	DR0592	ST-MMB2
FPC 4	REV 05	710-021534	DR7350	FPC Type 1-ES
CPU	REV 08	710-016744	DP8096	ST-PMB2
PIC 0	REV 04	750-014627	DP9171	4x OC-3 1x OC-12 SFP
Xcvr 0	REV 02	740-011615	PDE2RVR	SFP-SR
PIC 1	REV 22	750-005634	DS5815	1x CHOC12 IQ SONET, SMIR
PIC 2	REV 09	750-002911	CF4539	4x F/E, 100 BASE-TX
PIC 3	REV 08	750-021652	DR2827	1x CHOC12 IQE SONET
Xcvr 0		NON-JNPR	8	UNKNOWN
MMB 0	REV 04	710-016036	DR0809	ST-MMB2
FPC 5	REV 07	710-007529	HS5608	FPC Type 3
CPU	REV 15	710-001726	HX4351	FPC CPU
PIC 0	REV 14	750-009567	WJ8961	1x 10GE(LAN), XENPAK
Xcvr 0	REV 01	740-013170	J05K05961	XENPAK-LR
PIC 1	REV 16	750-007141	JJ8146	10x 1GE(LAN), 1000 BASE
Xcvr 1	REV 01	740-011613	P9F117T	SFP-SX
Xcvr 2	REV 01	740-011782	PBA2VCL	SFP-SX
Xcvr 3	REV 01	740-011782	PB83DRB	SFP-SX
Xcvr 4	REV 01	740-011613	AM0812S8UP8	SFP-SX
PIC 2	REV 12	750-009567	WF3566	1x 10GE(LAN), XENPAK
Xcvr 0	REV 02	740-013170	T07C94489	XENPAK-LR
MMB 0	REV 03	710-005555	HZ1907	MMB-288mbit
MMB 1	REV 03	710-005555	HW5283	MMB-288mbit
PPB 0	REV 04	710-002845	HZ7717	PPB Type 3
PPB 1	REV 04	710-002845	HS0110	PPB Type 3
FPC 6	REV 07	710-013035	DP7486	FPC Type 3-ES
CPU	REV 08	710-016744	DP2545	ST-PMB2
PIC 0	REV 09	750-009567	NE6323	1x 10GE(LAN), XENPAK
Xcvr 0	REV 02	740-013170	T09C71959	XENPAK-LR
PIC 1	REV 06	750-015217	DN4775	8x 1GE(TYPE3), IQ2
Xcvr 0	REV 01	740-011782	P7E0T6M	SFP-SX
Xcvr 1	REV 01	740-011613	AM0812S8XAY	SFP-SX
Xcvr 2	REV 01	740-011782	P7E0T6J	SFP-SX
Xcvr 3	REV 01	740-011782	PCH2P7D	SFP-SX
Xcvr 4	REV 01	740-011782	P9B0QYT	SFP-SX
Xcvr 5	REV 01	740-011613	AM0812S8WQJ	SFP-SX
Xcvr 6	REV 02	740-013111	9301220	SFP-T
Xcvr 7	REV 01	740-011782	P9B0TZ5	SFP-SX
PIC 2	REV 06	750-015217	DM6747	8x 1GE(TYPE3), IQ2
Xcvr 0	REV 01	740-011613	PAP0ZB2	SFP-SX
Xcvr 1	REV 01	740-013111	70191002	SFP-T
Xcvr 6	REV 01	740-011782	PBA29H8	SFP-SX
Xcvr 7	REV 01	740-011613	AM0812S8WQG	SFP-SX
MMB 0	REV 04	710-016036	DP3238	ST-MMB2
FPC 7	REV 03	710-021540	DV3154	FPC Type 2-ES
CPU	REV 09	710-016744	DT9053	ST-PMB2
PIC 0	REV 13	750-001901	HB4225	4x OC-12 SONET, SMIR
PIC 1	REV 05	750-001900	AD3644	1x OC-48 SONET, SMSR
PIC 2	REV 10	750-008155	HV0335	2x G/E IQ, 1000 BASE
Xcvr 0	REV 01	740-011782	PCH2UKF	SFP-SX
Xcvr 1	REV 01	740-011782	PCH2V19	SFP-SX
PIC 3	REV 03	750-014638	JS9493	1x OC-48-12-3 SFP
Xcvr 0	REV 01	740-011785	P6Q0ENK	SFP-SR
MMB 0	REV 05	710-016036	DP3323	ST-MMB2
SPMB 0	REV 04	710-023321	DX3004	LCC Switch CPU
SPMB 1	REV 04	710-023321	DX3009	LCC Switch CPU
SIB 0	REV 07	710-022594	DW4195	LCC SIB
B Board	REV 07	710-023185	DW3930	LCC SIB Mezz

SIB 1	REV 07	710-022594	DW4179	LCC SIB
B Board	REV 07	710-023185	DW3919	LCC SIB Mezz
SIB 2				
SIB 3	REV 06	710-022594	DT8251	LCC SIB
B Board	REV 06	710-023185	DT5792	LCC SIB Mezz
SIB 4	REV 08	710-022594	DW8014	LCC SIB
B Board	REV 07	710-023185	DW3917	LCC SIB Mezz
Fan Tray 0				Front Top Fan Tray
Fan Tray 1				Front Bottom Fan Tray
Fan Tray 2				Rear Fan Tray -- Rev 3

lcc1-re0:

-----  
Hardware inventory:

Item	Version	Part number	Serial number	Description
Chassis			JN1102270AHA	T1600
Midplane	REV 04	710-017247	RC5358	T-series Backplane
FPM GBUS	REV 10	710-002901	DS3443	T640 FPM Board
FPM Display	REV 01	710-021387	DS6411	T1600 FPM Display
CIP	REV 06	710-002895	DS4235	T-series CIP
PEM 0	Rev 02	740-023211	VM82438	Power Entry Module 4x60A
SCG 0	REV 15	710-003423	DS6649	T640 Sonet Clock Gen.
SCG 1	REV 15	710-003423	DR6775	T640 Sonet Clock Gen.
Routing Engine 0	REV 01	740-026941	737F-1083	RE-DUO-1800
Routing Engine 1	REV 01	740-026941	737F-1104	RE-DUO-1800
CB 0	REV 06	710-022597	DW8542	LCC Control Board
CB 1	REV 06	710-022597	DW8530	LCC Control Board
FPC 0	REV 02	710-010845	JE2392	FPC Type 4
CPU	REV 02	710-011481	JF6820	FPC CPU-Enhanced
PIC 0	REV 11	750-017405	DP7259	4x 10GE (LAN/WAN) XFP
Xcvr 0	REV 01	740-014279	AA0741N1C8T	XFP-10G-LR
Xcvr 1	REV 01	740-014279	AA0746N1GAM	XFP-10G-LR
Xcvr 2	REV 01	740-014279	AA0747N1H0B	XFP-10G-LR
Xcvr 3	REV 01	740-014279	AA0748N1HZ5	XFP-10G-LR
MMB 0	REV 03	710-010842	HY7601	ST-MMB
FPC 1	REV 16	710-013037	BBAA7398	FPC Type 4-ES
CPU	REV 09	710-016744	BBAA2329	ST-PMB2
PIC 0	REV 03	711-029996	EB1575	100GE
PIC 1	REV 06	750-034781	EB9980	100GE CFP
MMB 0	REV 04	710-025563	BBAA5325	ST-MMB2
MMB 1	REV 04	710-025563	BBAA5444	ST-MMB2
FPC 2	REV 16	710-013037	BBAA7185	FPC Type 4-ES
CPU	REV 09	710-016744	BBAA3522	ST-PMB2
PIC 0	REV 03	711-029996	EB1557	100GE
PIC 1	REV 05	750-034781	EB4660	100GE CFP
Xcvr 0	REV 0	740-032210	J10F73666	CFP-100G-LR4
BRIDGE 0	REV 02	711-029995	EB2237	100GE Bridge Board
MMB 0	REV 04	710-025563	BBAA5347	ST-MMB2
MMB 1	REV 04	710-025563	BBAA5401	ST-MMB2
FPC 3	REV 10	710-021534	DZ0941	FPC Type 1-ES
CPU	REV 09	710-016744	DY6364	ST-PMB2
PIC 0	REV 13	750-012266	DK9192	4x 1GE(LAN), IQ2
Xcvr 0	REV 01	740-011613	AM0812S8WVD	SFP-SX
Xcvr 1		NON-JNPR	PDD63Q4	SFP-SX
Xcvr 2		NON-JNPR	PDE4G54	SFP-SX
Xcvr 3		NON-JNPR	PD40MAG	SFP-SX
PIC 1	REV 01	750-007641	HJ2003	1x G/E IQ, 1000 BASE
Xcvr 0	REV 01	740-011613	AM0812S8WVG	SFP-SX
PIC 3	REV 17	750-007444	JB6873	1x CHSTM1 IQ SDH, SMIR
MMB 0	REV 04	710-025563	DZ0281	ST-MMB2
FPC 4	REV 06	710-013035	DK0614	FPC Type 3-ES

CPU	REV 07	710-016744	DK1616	ST-PMB2
PIC 0	REV 22	750-007141	DM1870	10x 1GE(LAN), 1000 BASE
Xcvr 0	REV 01	740-011782	PCL3UKW	SFP-SX
Xcvr 1	REV 01	740-011782	P7E0T73	SFP-SX
Xcvr 2	REV 01	740-007326	P4TOWLR	SFP-SX
Xcvr 3	REV 01	740-011782	PAR1LR	SFP-SX
Xcvr 4	REV 01	740-011782	P9M0U3Z	SFP-SX
Xcvr 5	REV 01	740-011782	P9M0U0C	SFP-SX
Xcvr 6	REV 01	740-011782	P9M0TLG	SFP-SX
Xcvr 7	REV 01	740-011782	P9M0U0F	SFP-SX
Xcvr 8	REV 01	740-011613	PFA6LAP	SFP-SX
Xcvr 9	REV 01	740-011782	PCH2P0U	SFP-SX
PIC 1	REV 16	750-009450	CV2565	1x OC-192 SM SR2
PIC 2	REV 05	750-004424	HH3057	1x 10GE(LAN), 10GBASE-LR
PIC 3	REV 12	750-013423	DP0403	MultiServices 500
MMB 0	REV 04	710-016036	DK1988	ST-MMB2
FPC 5	REV 07	710-013560	DR0004	E2-FPC Type 3
CPU	REV 05	710-013563	DR0089	FPC CPU-Enhanced
PIC 0	REV 11	750-012793	DR6107	1x 10GE(LAN/WAN) IQ2
Xcvr 0	REV 01	740-014289	C743XU074	XFP-10G-SR
PIC 1	REV 01	750-004695	HD5980	1x Tunnel
PIC 2	REV 32	750-003700	DL3770	1x OC-192 12xMM VSR
PIC 3	REV 12	750-009553	WB8901	4x OC-48 SONET
Xcvr 0	REV 01	740-011785	P9D1GTQ	SFP-SR
Xcvr 1	REV 01	740-011785	PDSOMMB	SFP-SR
Xcvr 3	REV 01	740-011785	PDE1KXP	SFP-SR
MMB 0	REV 07	710-010171	DP7374	MMB-5M3-288mbit
MMB 1	REV 07	710-010171	DP7404	MMB-5M3-288mbit
FPC 6	REV 07	710-013035	DM0994	FPC Type 3-ES
CPU	REV 07	710-016744	DM3651	ST-PMB2
PIC 0	REV 07	750-015217	DN4743	8x 1GE(TYPE3), IQ2
Xcvr 3	REV 01	740-011613	AM0812S8XB0	SFP-SX
Xcvr 4	REV 01	740-011782	PB829RB	SFP-SX
Xcvr 5	REV 01	740-011782	P8J1SYX	SFP-SX
PIC 1	REV 03	750-003336	HJ9954	4x OC-48 SONET, SMSR
PIC 3	REV 02	750-012793	JM7665	1x 10GE(LAN/WAN) IQ2
MMB 0	REV 04	710-016036	DN6913	ST-MMB2
FPC 7	REV 08	710-010845	JM3958	FPC Type 4
CPU	REV 04	710-011481	JK3669	FPC CPU-Enhanced
PIC 0	REV 11	750-017405	DP8837	4x 10GE (LAN/WAN) XFP
Xcvr 1	REV 01	740-014279	753019A00277	XFP-10G-LR
Xcvr 2	REV 02	740-011571	C850XJ00P	XFP-10G-SR
Xcvr 3	REV 01	740-014279	AA0813N1RTG	XFP-10G-LR
MMB 0	REV 04	710-010842	JN1971	ST-MMB
SPMB 0	REV 04	710-023321	DW3629	LCC Switch CPU
SPMB 1	REV 04	710-023321	DW3621	LCC Switch CPU
SIB 0	REV 07	710-022594	DW4200	LCC SIB
B Board	REV 07	710-023185	DW3932	LCC SIB Mezz
SIB 1	REV 07	710-022594	DW4193	LCC SIB
B Board	REV 07	710-023185	DW3904	LCC SIB Mezz
SIB 2				
SIB 3	REV 07	710-022594	DW4210	LCC SIB
B Board	REV 06	710-023185	DT5780	LCC SIB Mezz
SIB 4	REV 08	710-022594	DW8019	LCC SIB
B Board	REV 06	710-023185	DT5795	LCC SIB Mezz
Fan Tray 0				Front Top Fan Tray
Fan Tray 1				Front Bottom Fan Tray
Fan Tray 2				Rear Fan Tray -- Rev 3

## show chassis hardware sfc (TX Matrix Plus Router)

```
user@host> show chassis hardware sfc 0
sfc0-re0:
```

-----  
Hardware inventory:

Item	Version	Part number	Serial number	Description
Chassis			JN112F007AHB	TXP
Midplane	REV 05	710-022574	TS4027	SFC Midplane
FPM Display	REV 03	710-024027	DX0282	TXP FPM Display
CIP 0	REV 04	710-023792	DW4889	TXP CIP
CIP 1	REV 04	710-023792	DW4887	TXP CIP
PEM 0	Rev 07	740-027463	UM26368	Power Entry Module
Routing Engine 0	REV 01	740-026942	737A-1064	SFC RE
Routing Engine 1	REV 01	740-026942	737A-1082	SFC RE
CB 0	REV 09	710-022606	DW6099	SFC Control Board
CB 1	REV 09	710-022606	DW6096	SFC Control Board
SPMB 0		BUILTIN		SFC Switch CPU
SPMB 1		BUILTIN		SFC Switch CPU
SIB F13 0	REV 04	710-022600	DX0841	F13 SIB
B Board	REV 03	710-023431	DX0966	F13 SIB Mezz
SIB F13 1	REV 04	750-024564	DW5776	F13 SIB
B Board	REV 03	710-023431	DW9028	F13 SIB
SIB F13 3	REV 04	750-024564	DW5762	F13 SIB
B Board	REV 03	710-023431	DW9059	F13 SIB
SIB F13 4	REV 04	750-024564	DW5797	F13 SIB
B Board	REV 03	710-023431	DW9041	F13 SIB
SIB F13 6	REV 04	750-024564	DW5770	F13 SIB
B Board	REV 03	710-023431	DW9079	F13 SIB Mezz
SIB F13 7	REV 04	750-024564	DW5758	F13 SIB
B Board	REV 03	710-023431	DW9047	F13 SIB
SIB F13 8	REV 04	750-024564	DW5761	F13 SIB
B Board	REV 03	710-023431	DW9043	F13 SIB Mezz
SIB F13 9	REV 04	750-024564	DW5754	F13 SIB
B Board	REV 03	710-023431	DW9078	F13 SIB Mezz
SIB F13 11	REV 04	710-022600	DX0826	F13 SIB
B Board	REV 03	710-023431	DX0967	F13 SIB Mezz
SIB F13 12	REV 04	750-024564	DW5794	F13 SIB
B Board	REV 03	710-023431	DW9044	F13 SIB Mezz
SIB F2S 0/0	REV 05	710-022603	DW7897	F2S SIB
B Board	REV 05	710-023787	DW7657	NEO PMB
SIB F2S 0/2	REV 05	710-022603	DW7833	F2S SIB
B Board	REV 05	710-023787	DW7526	NEO PMB
SIB F2S 0/4	REV 05	710-022603	DW7875	F2S SIB
B Board	REV 05	710-023787	DW7588	NEO PMB
SIB F2S 0/6	REV 05	710-022603	DW7860	F2S SIB
B Board	REV 05	710-023787	DW7589	NEO PMB
SIB F2S 1/0	REV 04	710-022603	DW4820	F2S SIB
B Board	REV 05	710-023787	DW8510	NEO PMB
SIB F2S 1/2	REV 05	710-022603	DW7849	F2S SIB
B Board	REV 05	710-023787	DW7525	NEO PMB
SIB F2S 1/4	REV 05	710-022603	DW7927	F2S SIB
B Board	REV 05	710-023787	DW7556	F2S SIB Mezz
SIB F2S 1/6	REV 05	710-022603	DW7866	F2S SIB
B Board	REV 05	710-023787	DW7651	NEO PMB
SIB F2S 2/0	REV 05	710-022603	DW7880	F2S SIB
B Board	REV 05	710-023787	DW7523	NEO PMB
SIB F2S 2/2	REV 05	710-022603	DW7895	F2S SIB
B Board	REV 05	710-023787	DW7591	NEO PMB
SIB F2S 2/4	REV 05	710-022603	DW7907	F2S SIB
B Board	REV 05	710-023787	DW7590	NEO PMB

SIB F2S 2/6	REV 05	710-022603	DW7785	F2S SIB
B Board	REV 05	710-023787	DW7524	NEO PMB
SIB F2S 3/0	REV 05	710-022603	DW7782	F2S SIB
B Board	REV 05	710-023787	DW7634	NEO PMB
SIB F2S 3/2	REV 05	710-022603	DW7793	F2S SIB
B Board	REV 05	710-023787	DW7548	NEO PMB
SIB F2S 3/4	REV 05	710-022603	DW7779	F2S SIB
B Board	REV 05	710-023787	DW7587	NEO PMB
SIB F2S 3/6	REV 05	710-022603	DW7930	F2S SIB
B Board	REV 05	710-023787	DW7505	NEO PMB
SIB F2S 4/0	REV 05	710-022603	DW7867	F2S SIB
B Board	REV 05	710-023787	DW7656	NEO PMB
SIB F2S 4/2	REV 05	710-022603	DW7917	F2S SIB
B Board	REV 05	710-023787	DW7640	NEO PMB
SIB F2S 4/4	REV 05	710-022603	DW7929	F2S SIB
B Board	REV 05	710-023787	DW7643	NEO PMB
SIB F2S 4/6	REV 05	710-022603	DW7870	F2S SIB
B Board	REV 05	710-023787	DW7635	NEO PMB
Fan Tray 0	REV 06	760-024497	DV7831	Front Fan Tray
Fan Tray 1	REV 06	760-024497	DV9614	Front Fan Tray
Fan Tray 2	REV 06	760-024502	DV9618	Rear Fan Tray
Fan Tray 3	REV 06	760-024502	DV9616	Rear Fan Tray
Fan Tray 4	REV 06	760-024502	DV7807	Rear Fan Tray
Fan Tray 5	REV 06	760-024502	DV7828	Rear Fan Tray

#### show chassis hardware extensive (TX Matrix Plus Router)

```
user@host> show chassis hardware extensive
```

```
sfc0-re0:
```

```
-----
Hardware inventory:
```

Item	Version	Part number	Serial number	Description
Chassis			JN112F007AHB	TXP

Jedec Code:	0x7fb0	EEPROM Version:	0x02
		S/N:	JN112F007AHB

Assembly ID:	0x052c	Assembly Version:	00.00
Date:	00-00-0000	Assembly Flags:	0x00

```
ID: TXP
```

```
Board Information Record:
```

```
Address 0x00: 00 00 00 00 00 00 00 00 00 00 00 00 00 00 00 00
```

```
I2C Hex Data:
```

```
Address 0x00: 7f b0 02 ff 05 2c 00 00 00 00 00 00 00 00 00 00
```

```
Address 0x10: 00 00 00 00 00 00 00 00 00 00 00 00 00 00 00 00
```

```
Address 0x20: 4a 4e 31 31 32 46 30 30 37 41 48 42 00 00 00 00
```

```
Address 0x30: 00 00 00 00 00 00 00 00 00 00 00 00 00 00 00 00
```

```
Address 0x40: 00 00 00 00 00 00 00 00 00 00 00 00 00 00 00 00
```

```
Address 0x50: 00 00 00 00 00 00 00 00 00 00 00 00 00 00 00 00
```

```
Address 0x60: 00 00 00 00 00 00 00 00 00 00 00 00 00 00 00 00
```

```
Address 0x70: 00 00 00 00 00 00 00 00 00 00 00 00 00 00 00 00
```

Midplane	REV 05	710-022574	TS4027	SFC Midplane
----------	--------	------------	--------	--------------

Jedec Code:	0x7fb0	EEPROM Version:	0x01
P/N:	710-022574	S/N:	TS4027

Assembly ID:	0x0962	Assembly Version:	01.05
Date:	03-23-2009	Assembly Flags:	0x00

```
Version: REV 05
```

```
ID: SFC Midplane
```

```
Board Information Record:
```

```
Address 0x00: ad 01 ff ff 00 1d b5 14 00 00 ff ff ff ff ff ff
```

```
I2C Hex Data:
```

```
Address 0x00: 7f b0 01 ff 09 62 01 05 52 45 56 20 30 35 00 00
```

```
Address 0x10: 00 00 00 00 37 31 30 2d 30 32 32 35 37 34 00 00
```

```

Address 0x20: 53 2f 4e 20 54 53 34 30 32 37 00 00 00 17 03 07
Address 0x30: d9 ff ff ff ad 01 ff ff 00 1d b5 14 00 00 ff ff
Address 0x40: ff ff ff ff 00 ff ff ff ff ff ff ff ff ff ff
Address 0x50: ff ff ff ff ff ff ff ff ff ff ff ff ff ff ff
Address 0x60: ff ff ff ff ff ff ff ff ff ff ff ff ff ff ff
Address 0x70: ff ff ff ff ff ff ff ff ff ff ff ff ff ff ff
FPM Display      REV 03      710-024027      DX0282      TXP FPM Display
Jedec Code:      0x7fb0      EEPROM Version: 0x01
P/N:             710-024027  S/N:           DX0282
Assembly ID:     0x096c      Assembly Version: 01.03
Date:           02-10-2009   Assembly Flags: 0x00
Version:         REV 03
ID: TXP FPM Display      FRU Model Number: CRAFT-TXP
Board Information Record:
Address 0x00: ff ff ff ff ff ff ff ff ff ff ff ff ff ff ff
I2C Hex Data:
Address 0x00: 7f b0 01 ff 09 6c 01 03 52 45 56 20 30 33 00 00
Address 0x10: 00 00 00 00 37 31 30 2d 30 32 34 30 32 37 00 00
Address 0x20: 53 2f 4e 20 44 58 30 32 38 32 00 00 00 0a 02 07
Address 0x30: d9 ff ff ff ff ff ff ff ff ff ff ff ff ff ff
Address 0x40: ff ff ff ff 01 00 00 00 00 00 00 00 00 00 00 43
Address 0x50: 52 41 46 54 2d 54 58 50 00 00 00 00 00 00 00
Address 0x60: 00 00 00 00 00 00 ff ff ff ff ff ff ff ff ff
Address 0x70: ff ff ff ff ff ff ff ff ff ff ff ff ff ff ff
CIP 0            REV 04      710-023792      DW4889      TXP CIP
Jedec Code:      0x7fb0      EEPROM Version: 0x01
P/N:             710-023792  S/N:           DW4889
Assembly ID:     0x0969      Assembly Version: 01.04
Date:           01-26-2009   Assembly Flags: 0x00
Version:         REV 04
ID: TXP CIP      FRU Model Number: CIP-TXP
Board Information Record:
Address 0x00: ff ff ff ff ff ff ff ff ff ff ff ff ff ff ff

```

### show chassis hardware clei-models (TX Matrix Plus Router)

```

user@host> show chassis hardware clei-models
sfc0-re0:
-----
Hardware inventory:

```

Item	Version	Part number	CLEI code	FRU model number
Midplane	REV 05	710-022574		CHAS-BP-TXP-S
FPM Display	REV 03	710-024027		CRAFT-TXP-S
CIP 0	REV 05	710-023792		CIP-TXP-S
CIP 1	REV 05	710-023792		CIP-TXP-S
PEM 0	Rev 04	740-027463	IPUPAFGKTA	PWR-TXP-7-60-DC
PEM 1	Rev 04	740-027463	IPUPAFGKTA	PWR-TXP-7-60-DC
Routing Engine 0	REV 06	740-026942		RE-DUO-C2600-16G-S
Routing Engine 1	REV 06	740-026942		RE-DUO-C2600-16G-S
CB 0	REV 05	710-022606		CB-TXP-S
CB 1	REV 09	710-022606		CB-TXP-S
SIB F13 0	REV 04	750-024564		SIB-TXP-F13
SIB F13 3	REV 04	750-024564		SIB-TXP-F13
SIB F13 8	REV 04	750-024564		SIB-TXP-F13
SIB F13 11	REV 04	750-024564		SIB-TXP-F13
SIB F13 12	REV 03	750-024564		SIB-TXP-F13
SIB F2S 0/0	REV 05	710-022603		SIB-TXP-F2S-S
SIB F2S 0/2	REV 05	710-022603		SIB-TXP-F2S-S
SIB F2S 0/4	REV 04	710-022603		SIB-TXP-F2S-S
SIB F2S 0/6	REV 04	710-022603		SIB-TXP-F2S-S
SIB F2S 1/0	REV 04	710-022603		SIB-TXP-F2S-S

SIB F2S 1/2	REV 05	710-022603	SIB-TXP-F2S-S
SIB F2S 1/4	REV 04	710-022603	SIB-TXP-F2S-S
SIB F2S 1/6	REV 05	710-022603	SIB-TXP-F2S-S
SIB F2S 2/0	REV 04	710-022603	SIB-TXP-F2S-S
SIB F2S 2/2	REV 04	710-022603	SIB-TXP-F2S-S
SIB F2S 2/4	REV 05	710-022603	SIB-TXP-F2S-S
SIB F2S 2/6	REV 04	710-022603	SIB-TXP-F2S-S
SIB F2S 3/0	REV 05	710-022603	SIB-TXP-F2S-S
SIB F2S 3/2	REV 03	710-022603	SIB-TXP-F2S-S
SIB F2S 3/4	REV 05	710-022603	SIB-TXP-F2S-S
SIB F2S 3/6	REV 03	710-022603	SIB-TXP-F2S-S
SIB F2S 4/0	REV 03	710-022603	SIB-TXP-F2S-S
SIB F2S 4/2	REV 05	710-022603	SIB-TXP-F2S-S
SIB F2S 4/4	REV 04	710-022603	SIB-TXP-F2S-S
SIB F2S 4/6	REV 03	710-022603	SIB-TXP-F2S-S
Fan Tray 0	REV 02	760-024497	FANTRAY-TXP-H-S
Fan Tray 1	REV 02	760-024497	FANTRAY-TXP-H-S
Fan Tray 2	REV 05	760-024502	FANTRAY-TXP-V-S
Fan Tray 3			
Fan Tray 4	REV 05	760-024502	FANTRAY-TXP-V-S
Fan Tray 5	REV 02	760-024502	FANTRAY-TXP-V-S

1cc0-re0:

-----  
Hardware inventory:

Item	Version	Part number	CLEI code	FRU model number
Midplane	REV 03	710-017247		CHAS-BP-T1600-S
FPM Display	REV 01	710-021387		CRAFT-T1600-S
CIP	REV 06	710-002895		CIP-L-T640-S
PEM 1	Rev 02	740-023211	IPUPAC8KTA	PWR-T1600-4-60-DC-S
SCG 0	REV 15	710-003423		SCG-T-S
SCG 1	REV 15	710-003423		SCG-T-S
Routing Engine 0	REV 01	740-026941		RE-DUO-C1800-8G-S
Routing Engine 1	REV 01	740-026941		RE-DUO-C1800-8G-S
CB 0	REV 06	710-022597		CB-LCC-S
CB 1	REV 06	710-022597		CB-LCC-S
FPC 1	REV 07	710-013035		T640-FPC3-ES
PIC 0	REV 05	750-015217		PC-8GE-TYPE3-SFP-IQ2
PIC 1	REV 03	750-004424		PC-1XGE-LR
PIC 2	REV 01	750-003336		PC-40C48-SON-SMSR
FPC 3	REV 12	710-013037		T1600-FPC4-ES
PIC 0	REV 02	750-010850		PD-10C768-SON-SR
FPC 4	REV 05	710-021534		T640-FPC1-ES
PIC 0	REV 04	750-014627		PB-40C3-10C12-SON-SFP
PIC 1	REV 22	750-005634		PB-1CHOC12SMIR-QPP
PIC 2	REV 09	750-002911		PB-4FE-TX
PIC 3	REV 08	750-021652		PB-1CHOC12-STM4-IQE-SFP
FPC 5	REV 07	710-007529		T640-FPC3
PIC 0	REV 14	750-009567		PC-1XGE-XENPAK
PIC 1	REV 16	750-007141		PC-10GE-SFP
PIC 2	REV 12	750-009567		PC-1XGE-XENPAK
FPC 6	REV 07	710-013035		T640-FPC3-ES
PIC 0	REV 09	750-009567		PC-1XGE-XENPAK
PIC 1	REV 06	750-015217		PC-8GE-TYPE3-SFP-IQ2
PIC 2	REV 06	750-015217		PC-8GE-TYPE3-SFP-IQ2
FPC 7	REV 03	710-021540		T640-FPC2-ES
PIC 0	REV 13	750-001901		PB-40C12-SON-SMIR
PIC 1	REV 05	750-001900		PB-10C48-SON-SMSR
PIC 2	REV 10	750-008155		PB-2GE-SFP-QPP
PIC 3	REV 03	750-014638		PB-10C48-SON-B-SFP
SIB 0	REV 07	710-022594		SIB-TXP-T1600-S

SIB 1	REV 07	710-022594	SIB-TXP-T1600-S
SIB 3	REV 06	710-022594	SIB-TXP-T1600-S
SIB 4	REV 08	710-022594	SIB-TXP-T1600-S
Fan Tray 0			FANTRAY-T-S
Fan Tray 1			FANTRAY-T-S
Fan Tray 2			FANTRAY-TXP-R-S

```
lcc1-re0:
```

```
-----
Hardware inventory:
```

Item	Version	Part number	CLEI code	FRU model number
Midplane	REV 04	710-017247		CHAS-BP-T1600-S
FPM Display	REV 01	710-021387		CRAFT-T1600-S
CIP	REV 06	710-002895		CIP-L-T640-S
PEM 0	Rev 02	740-023211	IPUPAC8KTA	PWR-T1600-4-60-DC-S
SCG 0	REV 15	710-003423		SCG-T-S
SCG 1	REV 15	710-003423		SCG-T-S
Routing Engine 0	REV 01	740-026941		RE-DUO-C1800-8G-S
Routing Engine 1	REV 01	740-026941		RE-DUO-C1800-8G-S
CB 0	REV 06	710-022597		CB-LCC-S
CB 1	REV 06	710-022597		CB-LCC-S
FPC 0	REV 02	710-010845		T640-FPC4-ES
PIC 0	REV 11	750-017405		PD-4XGE-XFP
FPC 1	REV 16	710-013037		T1600-FPC4-ES
PIC 1	REV 06	750-034781		PD-1CE-CFP
FPC 2	REV 16	710-013037		T1600-FPC4-ES
PIC 1	REV 05	750-034781		PD-1CE-CFP
FPC 3	REV 10	710-021534		T640-FPC1-ES
PIC 0	REV 13	750-012266		PB-4GE-TYPE1-SFP-IQ2
PIC 1	REV 01	750-007641		PE-1GE-SFP-QPP
PIC 3	REV 17	750-007444		PB-1CHSTM1-SMIR-QPP
FPC 4	REV 06	710-013035		T640-FPC3-ES
PIC 0	REV 22	750-007141		PC-10GE-SFP
PIC 1	REV 16	750-009450		PC-10C192-SON-SR2
PIC 2	REV 05	750-004424		PC-1XGE-LR
PIC 3	REV 12	750-013423		PC-MS-500-3
FPC 5	REV 07	710-013560		T640-FPC3-E2
PIC 0	REV 11	750-012793		PC-1XGE-TYPE3-XFP-IQ2
PIC 1	REV 01	750-004695		PC-TUNNEL
PIC 2	REV 32	750-003700		PC-10C192-SON-VSR
PIC 3	REV 12	750-009553		PC-40C48-SON-SFP
FPC 6	REV 07	710-013035		T640-FPC3-ES
PIC 0	REV 07	750-015217		PC-8GE-TYPE3-SFP-IQ2
PIC 1	REV 03	750-003336		PC-40C48-SON-SMSR
PIC 3	REV 02	750-012793		PC-1XGE-TYPE3-XFP-IQ2
FPC 7	REV 08	710-010845		T640-FPC4-ES
PIC 0	REV 11	750-017405		PD-4XGE-XFP
SIB 0	REV 07	710-022594		SIB-TXP-T1600-S
SIB 1	REV 07	710-022594		SIB-TXP-T1600-S
SIB 3	REV 07	710-022594		SIB-TXP-T1600-S
SIB 4	REV 08	710-022594		SIB-TXP-T1600-S
Fan Tray 0				FANTRAY-T-S
Fan Tray 1				FANTRAY-T-S
Fan Tray 2				FANTRAY-TXP-R-S

#### show chassis hardware detail (TX Matrix Plus Router)

```
user@host> show chassis hardware detail
sfc0-re0:
```

```
-----
Hardware inventory:
```

Item	Version	Part number	Serial number	Description
Chassis			JN111B023AHB	TXP
Midplane	REV 01	710-022574	TR7990	SFC Midplane
FPM Display	REV 03	710-024027	DW4699	TXP FPM Display
CIP 0	REV 01	710-023792	DR1437	TXP CIP
CIP 1	REV 02	710-023792	DS4564	TXP CIP
PEM 0	Rev 07	740-027463	UM26360	Power Entry Module
Routing Engine 0	REV 01	740-026942	737A-1024	SFC RE
ad0 3887 MB	SMART CF		200811050193CEB1CEB1	Compact Flash
ad1 30533 MB	SAMSUNG	MCBQE32G8MPP-0V	SY814A0762	Disk 1
Routing Engine 1	REV 01	740-026942	737A-1024	SFC RE
ad0 3887 MB	SMART CF		20081105004C19A019A0	Compact Flash
ad1 30533 MB	SAMSUNG	MCBQE32G8MPP-0V	SY814A0794	Disk 1
CB 0	REV 03	710-022606	DR7134	SFC Control Board
CB 1	REV 01	710-022606	DP8890	SFC Control Board
SPMB 0		BUILTIN		SFC Switch CPU
SPMB 1		BUILTIN		SFC Switch CPU
SIB F13 0	REV 03	750-024564	DT9478	F13 SIB
B Board	REV 02	710-023431	DT6554	F13 SIB
SIB F13 1	REV 03	750-024564	DT9454	F13 SIB
B Board	REV 02	710-023431	DT6551	F13 SIB
SIB F2S 0/0	REV 02	710-022603	DT2838	F2S SIB
B Board	REV 02	710-023787	DT1725	NEO PMB
SIB F2S 0/2	REV 02	710-022603	DT2824	F2S SIB
B Board	REV 02	710-023787	DT1706	NEO PMB
SIB F2S 0/4	REV 02	710-022603	DT2822	F2S SIB
B Board	REV 02	710-023787	DT1696	NEO PMB
SIB F2S 0/6	REV 02	710-022603	DT2823	F2S SIB
B Board	REV 02	710-023787	DT1717	NEO PMB
SIB F2S 1/0	REV 03	710-022603	DV0059	F2S SIB
B Board	REV 03	710-023787	DT9942	NEO PMB
SIB F2S 1/2	REV 02	710-022603	DT2826	F2S SIB
B Board	REV 02	710-023787	DT1713	NEO PMB
SIB F2S 1/4	REV 03	710-022603	DV0092	F2S SIB
B Board	REV 03	710-023787	DV0000	NEO PMB
SIB F2S 1/6	REV 03	710-022603	DV0079	F2S SIB
B Board	REV 03	710-023787	DT9972	NEO PMB
SIB F2S 2/0	REV 03	710-022603	DV0100	F2S SIB
B Board	REV 03	710-023787	DT9925	NEO PMB
SIB F2S 2/2	REV 03	710-022603	DV0050	F2S SIB
B Board	REV 03	710-023787	DV0005	NEO PMB
SIB F2S 2/4	REV 03	710-022603	DV0097	F2S SIB
B Board	REV 03	710-023787	DT9936	NEO PMB
Fan Tray 0	REV 02	760-024497	DR8286	Front Fan Tray
Fan Tray 1	REV 06	760-024497	DV9624	Front Fan Tray
Fan Tray 2	REV 02	760-024502	DR8259	Rear Fan Tray
Fan Tray 3	REV 02	760-024502	DR8270	Rear Fan Tray
Fan Tray 4	REV 02	760-024502	DR8284	Rear Fan Tray
Fan Tray 5	REV 06	760-024502	DV7813	Rear Fan Tray

lcc0-re0:

-----  
Hardware inventory:

Item	Version	Part number	Serial number	Description
Chassis			JN1101F27AHA	T1600
Midplane	REV 04	710-017247	RC5317	T Series Backplane
FPM GBUS	REV 10	710-002901	DS8197	T640 FPM Board
FPM Display	REV 01	710-021387	DS6433	T1600 FPM Display
CIP	REV 06	710-002895	DS1493	T Series CIP
PEM 0	Rev 08	740-017906	UD26601	Power Entry Module 3x80
SCG 0	REV 15	710-003423	DP5847	T640 Sonet Clock Gen.

SCG 1	REV 15	710-003423	DR0924	T640 Sonet Clock Gen.
Routing Engine 0	REV 01	740-026942	737F-1024	LCC RE
ad0	3887 MB	SMART CF	2008110502B63E513E51	Compact Flash
ad1	30533 MB	SAMSUNG	MCBQE32G8MPP-0V SY814A1208	Disk 1
Routing Engine 1	REV 01	740-026942	737F-1024	LCC RE
ad0	3887 MB	SMART CF	2008110500F9A8A8A8A8	Compact Flash
ad1	30533 MB	SAMSUNG	MCBQE32G8MPP-0V SY814A1076	Disk 1
CB 0	REV 05	710-022597	DV4264	LCC Control Board
CB 1	REV 03	710-022597	DP8558	LCC Control Board
FPC 0	REV 14	710-013037	DS9967	FPC Type 4-ES
CPU	REV 08	710-016744	DS3989	ST-PMB2
PIC 0	REV 12	750-013198	DL7506	1x Tunnel
PIC 1	REV 12	750-013198	DL7505	1x Tunnel
MMB 0	REV 01	710-025563	DS8524	ST-MMB2
MMB 1	REV 01	710-025563	DS8373	ST-MMB2
FPC 1	REV 14	710-013037	DT0027	FPC Type 4-ES
CPU	REV 09	710-016744	DS7684	ST-PMB2
PIC 0	REV 12	750-013198	DL7512	1x Tunnel
PIC 1	REV 12	750-013198	DL7498	1x Tunnel
MMB 0	REV 01	710-025563	DS8494	ST-MMB2
MMB 1	REV 01	710-025563	DS8436	ST-MMB2
SPMB 0	REV 04	710-023321	DV3867	LCC Switch CPU
SPMB 1	REV 02	710-023321	DP0238	LCC Switch CPU
SIB 0	REV 06	710-022594	DT8268	LCC SIB
B Board	REV 06	710-023185	DT5791	LCC SIB Mezz
SIB 1	REV 06	710-022594	DT8261	LCC SIB
B Board	REV 06	710-023185	DT5769	LCC SIB Mezz
SIB 2	REV 04	710-022594	DS2315	LCC SIB
B Board	REV 06	710-023185	DT5788	LCC SIB Mezz
SIB 3	REV 06	710-022594	DT8253	LCC SIB
B Board	REV 06	710-023185	DT5811	LCC SIB Mezz
SIB 4	REV 06	710-022594	DT8248	LCC SIB
B Board	REV 06	710-023185	DT5812	LCC SIB Mezz
Fan Tray 0				Front Top Fan Tray
Fan Tray 1				Front Bottom Fan Tray
Fan Tray 2				Rear Fan Tray

### show chassis hardware models (TX Matrix Plus Router)

```
user@host> show chassis hardware models
sfc0-re0:
```

#### Hardware inventory:

Item	Version	Part number	Serial number	FRU model number
FPM Display	REV 03	710-024027	DX0282	CRAFT-TXP
CIP 0	REV 04	710-023792	DW4889	CIP-TXP
CIP 1	REV 04	710-023792	DW4887	CIP-TXP
PEM 0	Rev 07	740-027463	UM26368	yyyyyyyyyyyyyyyyyyyyyyyyyyyy
Routing Engine 0	REV 01	740-026942	737A-1064	RE-TXP-SFC-DUO-2600-16G
Routing Engine 1	REV 01	740-026942	737A-1082	RE-TXP-SFC-DUO-2600-16G
CB 0	REV 09	710-022606	DW6099	CB-TXP
CB 1	REV 09	710-022606	DW6096	CB-TXP
SIB F13 1	REV 04	750-024564	DW5776	SIB-TXP-F13
SIB F13 3	REV 04	750-024564	DW5762	SIB-TXP-F13
SIB F13 4	REV 04	750-024564	DW5797	SIB-TXP-F13
SIB F13 6	REV 04	750-024564	DW5770	SIB-TXP-F13
SIB F13 7	REV 04	750-024564	DW5758	SIB-TXP-F13
SIB F13 8	REV 04	750-024564	DW5761	SIB-TXP-F13
SIB F13 9	REV 04	750-024564	DW5754	SIB-TXP-F13
SIB F13 12	REV 04	750-024564	DW5794	SIB-TXP-F13
SIB F2S 0/0	REV 05	710-022603	DW7897	

SIB F2S 0/2	REV 05	710-022603	DW7833	
SIB F2S 0/4	REV 05	710-022603	DW7875	
SIB F2S 0/6	REV 05	710-022603	DW7860	
SIB F2S 1/0	REV 04	710-022603	DW4820	
SIB F2S 1/2	REV 05	710-022603	DW7849	
SIB F2S 1/4	REV 05	710-022603	DW7927	SIB-TXP-F2S
SIB F2S 1/6	REV 05	710-022603	DW7866	
SIB F2S 2/0	REV 05	710-022603	DW7880	
SIB F2S 2/2	REV 05	710-022603	DW7895	
SIB F2S 2/4	REV 05	710-022603	DW7907	
SIB F2S 2/6	REV 05	710-022603	DW7785	
SIB F2S 3/0	REV 05	710-022603	DW7782	
SIB F2S 3/2	REV 05	710-022603	DW7793	
SIB F2S 3/4	REV 05	710-022603	DW7779	
SIB F2S 3/6	REV 05	710-022603	DW7930	
SIB F2S 4/0	REV 05	710-022603	DW7867	
SIB F2S 4/2	REV 05	710-022603	DW7917	
SIB F2S 4/4	REV 05	710-022603	DW7929	
SIB F2S 4/6	REV 05	710-022603	DW7870	
Fan Tray 0	REV 06	760-024497	DV7831	FANTRAY-TXP-F
Fan Tray 1	REV 06	760-024497	DV9614	FANTRAY-TXP-F
Fan Tray 2	REV 06	760-024502	DV9618	FANTRAY-TXP-R
Fan Tray 3	REV 06	760-024502	DV9616	FANTRAY-TXP-R
Fan Tray 4	REV 06	760-024502	DV7807	FANTRAY-TXP-R
Fan Tray 5	REV 06	760-024502	DV7828	FANTRAY-TXP-R

lcc0-re0:

-----  
Hardware inventory:

Item	Version	Part number	Serial number	FRU model number
Midplane	REV 03	710-017247	RC3765	CHAS-BP-T1600-S
FPM Display	REV 01	710-021387	DN5441	CRAFT-T1600-S
CIP	REV 06	710-002895	DP6021	CIP-L-T640-S
PEM 0	Rev 07	740-017906	UA26384	PWR-T1600-3-80-DC-S
PEM 1	Rev 07	740-017906	UA26296	PWR-T1600-3-80-DC-S
SCG 0	REV 15	710-003423	DR0875	SCG-T-S
CB 0	REV 06	710-022597	DW8534	CB-LCC
CB 1	REV 06	710-022597	DW8527	CB-LCC
FPC 4	REV 12	710-013037	DJ8717	T1600-FPC4-ES
PIC 0	REV 11	750-017405	DP8795	PD-4XGE-XFP
PIC 1	REV 11	750-017405	DP8794	PD-4XGE-XFP
FPC 6	REV 14	710-013037	DS5335	T1600-FPC4-ES
PIC 0	REV 13	750-017405	DS7634	PD-4XGE-XFP
PIC 1	REV 13	750-017405	DS7637	PD-4XGE-XFP
FPC 7	REV 07	710-013035	DM0990	T1600-FPC3-ES
PIC 0	REV 16	750-007141	JJ8067	PC-10GE-SFP
PIC 1	REV 08	750-015749	WE9598	PC-10C192-SON-XFP
PIC 2	REV 10	750-009450	HX6466	PC-10C192-SON-SR2
SIB 0	REV 08	710-022594	DW8033	SIB-TXP-T1600-S
SIB 1	REV 08	710-022594	DW8044	SIB-TXP-T1600-S
SIB 2	REV 08	710-022594	DW8020	SIB-TXP-T1600-S
SIB 3	REV 08	710-022594	DW8063	SIB-TXP-T1600-S
SIB 4	REV 08	710-022594	DW8064	SIB-TXP-T1600-S
Fan Tray 0				FANTRAY-T-S
Fan Tray 1				FANTRAY-T-S
Fan Tray 2				FANTRAY-TXP-R-S

lcc1-re0:

-----  
Hardware inventory:

Item	Version	Part number	Serial number	FRU model number
------	---------	-------------	---------------	------------------

Midplane	REV 04	710-017247	RC5361	CHAS-BP-T1600-S
FPM Display	REV 01	710-021387	DS6430	CRAFT-T1600-S
CIP	REV 06	710-002895	DS4239	CIP-L-T640-S
PEM 0	Rev 08	740-017906	UD26649	PWR-T1600-3-80-DC-S
SCG 0	REV 15	710-003423	DP5820	SCG-T-S
CB 0	REV 06	710-022597	DW8523	CB-LCC
CB 1	REV 06	710-022597	DW8528	CB-LCC
FPC 4	REV 12	710-013037	DP8509	T1600-FPC4-ES
PIC 0	REV 11	750-017405	DP8808	PD-4XGE-XFP
PIC 1	REV 11	750-017405	DP7263	PD-4XGE-XFP
FPC 6	REV 14	710-013037	DS9961	T1600-FPC4-ES
PIC 0	REV 13	750-017405	DS5532	PD-4XGE-XFP
PIC 1	REV 13	750-017405	DS7639	PD-4XGE-XFP
FPC 7	REV 03	710-013035	DF5564	T1600-FPC3-ES
PIC 0	REV 16	750-007141	JJ8063	PC-10GE-SFP
SIB 0	REV 08	710-022594	DW8035	SIB-TXP-T1600-S
SIB 1	REV 10	710-022594	DX7672	SIB-TXP-T1600-S
SIB 2	REV 08	710-022594	DW8060	SIB-TXP-T1600-S
SIB 3	REV 08	710-022594	DW8072	SIB-TXP-T1600-S
SIB 4	REV 08	710-022594	DW8043	SIB-TXP-T1600-S
Fan Tray 0				FANTRAY-T-S
Fan Tray 1				FANTRAY-T-S
Fan Tray 2				FANTRAY-TXP-R-S

lcc2-re0:

-----  
Hardware inventory:

Item	Version	Part number	Serial number	FRU model number
Midplane	REV 03	710-017247	RC3956	CHAS-BP-T1600-S
FPM Display	REV 01	710-021387	DN7030	CRAFT-T1600-S
CIP	REV 06	710-002895	DM3962	CIP-L-T640-S
PEM 0	Rev 08	740-017906	UD26519	PWR-T1600-3-80-DC-S
PEM 1	Rev 07	740-017906	UC26601	PWR-T1600-3-80-DC-S
SCG 0	REV 15	710-003423	DP0277	SCG-T-S
CB 0	REV 06	710-022597	DW8524	CB-LCC
CB 1	REV 06	710-022597	DW8536	CB-LCC
FPC 4	REV 12	710-013037	DR1194	T1600-FPC4-ES
PIC 0	REV 11	750-017405	DP8811	PD-4XGE-XFP
PIC 1	REV 11	750-017405	DP8823	PD-4XGE-XFP
FPC 5	REV 12	710-013037	DR1184	T1600-FPC4-ES
PIC 1	REV 11	750-017405	DP4744	PD-4XGE-XFP
FPC 6	REV 12	710-013037	DN8622	T1600-FPC4-ES
PIC 0	REV 14	750-012518	JY9924	PD-40C192-S0N-XFP
PIC 1	REV 11	750-017405	DP8776	PD-4XGE-XFP
FPC 7	REV 04	710-013560	JR3968	T640-FPC3-E2
PIC 0	REV 16	750-007141	NC9330	PC-10GE-SFP
SIB 0	REV 07	710-022594	DW4217	SIB-TXP-T1600-S
SIB 1	REV 07	710-022594	DW4213	SIB-TXP-T1600-S
SIB 2	REV 07	710-022594	DW4189	SIB-TXP-T1600-S
SIB 3	REV 07	710-022594	DW4173	SIB-TXP-T1600-S
SIB 4	REV 07	710-022594	DW4201	SIB-TXP-T1600-S
Fan Tray 0				FANTRAY-T-S
Fan Tray 1				FANTRAY-T-S
Fan Tray 2				FANTRAY-TXP-R-S

lcc3-re0:

-----  
Hardware inventory:

Item	Version	Part number	Serial number	FRU model number
Midplane	REV 04	710-017247	RC5319	CHAS-BP-T1600-S
FPM Display	REV 01	710-021387	DS6402	CRAFT-T1600-S

CIP	REV 06	710-002895	DR9973	CIP-L-T640-S
PEM 0	Rev 07	740-017906	UC26496	PWR-T1600-3-80-DC-S
PEM 1	Rev 07	740-017906	UC26599	PWR-T1600-3-80-DC-S
SCG 0	REV 15	710-003423	DP5831	SCG-T-S
CB 0	REV 06	710-022597	DW8533	CB-LCC
CB 1	REV 06	710-022597	DW8538	CB-LCC
FPC 0	REV 14	710-013037	DS5345	T1600-FPC4-ES
PIC 0	REV 13	750-017405	DS7641	PD-4XGE-XFP
PIC 1	REV 13	750-017405	DS5479	PD-4XGE-XFP
FPC 1	REV 14	710-013037	DS7338	T1600-FPC4-ES
PIC 0	REV 13	750-017405	DS7631	PD-4XGE-XFP
PIC 1	REV 13	750-017405	DS7632	PD-4XGE-XFP
FPC 2	REV 14	710-013037	DS9962	T1600-FPC4-ES
PIC 0	REV 13	750-017405	DS7581	PD-4XGE-XFP
PIC 1	REV 13	750-017405	DS7627	PD-4XGE-XFP
FPC 4	REV 10	710-010845	JZ6573	T640-FPC4-ES
PIC 0	REV 14	750-012518	JT5124	PD-40C192-SON-XFP
FPC 5	REV 14	710-013037	DT0016	T1600-FPC4-ES
PIC 0	REV 14	750-012518	JY9918	PD-40C192-SON-XFP
FPC 7	REV 07	710-013035	DM0967	T1600-FPC3-ES
PIC 0	REV 16	750-007141	JJ8059	PC-10GE-SFP
PIC 1	REV 13	750-004695	DM5712	PC-TUNNEL
SIB 0	REV 07	710-022594	DW4174	SIB-TXP-T1600-S
SIB 1	REV 07	710-022594	DW4207	SIB-TXP-T1600-S
SIB 2	REV 06	710-022594	DT8231	SIB-TXP-T1600-S
SIB 3	REV 07	710-022594	DW4175	SIB-TXP-T1600-S
SIB 4	REV 07	710-022594	DW4209	SIB-TXP-T1600-S
Fan Tray 0				FANTRAY-T-S
Fan Tray 1				FANTRAY-T-S
Fan Tray 2				FANTRAY-TXP-R-S

## show chassis hardware (TX Matrix Plus router with 3D SIBs)

```
user@host> show chassis hardware
sfc0-re0:
```

-----  
Hardware inventory:

Item	Version	Part number	Serial number	Description
Chassis			JN11CAAA4AHB	TXP
Midplane	REV 05	710-022574	ABAC4696	SFC Midplane
FPM Display	REV 09	710-024027	EH3138	TXP FPM Display
CIP 0	REV 12	710-023792	EF6349	TXP CIP
CIP 1	REV 12	710-023792	EG5294	TXP CIP
PEM 0	Rev 06	740-027463	XH04595	Power Entry Module
PEM 1	Rev 06	740-027463	XH04592	Power Entry Module
Routing Engine 0	REV 07	740-026942	P737A-002541	RE-DUO-2600
Routing Engine 1	REV 07	740-026942	P737A-002602	RE-DUO-2600
CB 0	REV 15	710-022606	EH4376	SFC Control Board
CB 1	REV 15	710-022606	EH4379	SFC Control Board
SPMB 0		BUILTIN		SFC Switch CPU
SPMB 1		BUILTIN		SFC Switch CPU
SIB F13 0	REV 10	750-035002	EM9305	F13 SIB 3D
B Board	REV 06	711-035082	EM9667	F13 SIB 3D Mezz
P Board	REV 05	711-043544	EM9708	F13 SIB 3D Power
Xcvr 0	REV 01	740-047547	XB34FB00S	CXP Module
Xcvr 2	REV 01	740-047547	XB48FB01H	CXP Module
Xcvr 4	REV 01	740-047547	XB34FB02W	CXP Module
Xcvr 6	REV 01	740-047547	XB34FB01T	CXP Module
Xcvr 8	REV 01	740-047547	XB48FB00W	CXP Module
Xcvr 10	REV 01	740-047547	XB34FB01S	CXP Module
Xcvr 12	REV 01	740-047547	XB34FB03H	CXP Module

Xcvr 14	REV 01	740-047547	XB34FB023	CXP Module
SIB F13 3	REV 01	710-035001	EJ2612	F13 SIB 3D
B Board	REV 01	711-035082	EJ3815	F13 SIB 3D Mezz
P Board	REV 01	711-043544	EJ2678	F13 SIB 3D Power
Xcvr 0	REV 01	740-047547	XB48FB04C	CXP Module
Xcvr 2	REV 01	740-047547	XB48FB00Z	CXP Module
Xcvr 4	REV 01	740-047547	XB47FB036	CXP Module
Xcvr 6	REV 01	740-047547	XB47FB029	CXP Module
Xcvr 8	REV 01	740-047547	XB48FB02N	CXP Module
Xcvr 10	REV 01	740-047547	XB42FB0CS	CXP Module
Xcvr 12	REV 01	740-047547	XB47FB01X	CXP Module
Xcvr 14	REV 01	740-047547	XB48FB02F	CXP Module
SIB F13 6	REV 05	750-035002	EK2675	F13 SIB 3D
B Board	REV 03	711-035082	EK2612	F13 SIB 3D Mezz
P Board	REV 04	711-043544	EK1179	F13 SIB 3D Power
Xcvr 0	REV 01	740-047547	XB48FB01T	CXP Module
Xcvr 2	REV 01	740-047547	XB48FB02M	CXP Module
Xcvr 4	REV 01	740-047547	XB48FB031	CXP Module
Xcvr 6	REV 01	740-047547	XB48FB04P	CXP Module
Xcvr 8	REV 01	740-047547	XB48FB02T	CXP Module
Xcvr 10	REV 01	740-047547	XB34FB01V	CXP Module
Xcvr 12	REV 01	740-047547	XB48FB02C	CXP Module
Xcvr 14		NON-JNPR		No Module
SIB F13 12	REV 01	710-035001	EJ2631	F13 SIB 3D
B Board	REV 01	711-035082	EJ3808	F13 SIB 3D Mezz
P Board	REV 01	711-043544	EJ2676	F13 SIB 3D Power
SIB F2S 0/0	REV 01	711-034977	EH9829	F2S SIB 3D
B Board	REV 01	711-034979	EH9927	F2S SIB 3D Mezz
SIB F2S 0/2	REV 01	711-034977	EH9791	F2S SIB 3D
B Board	REV 01	711-034979	EH9852	F2S SIB 3D Mezz
SIB F2S 0/4	REV 01	711-034977	EH9803	F2S SIB 3D
B Board	REV 01	711-034979	EH9915	F2S SIB 3D Mezz
SIB F2S 0/6	REV 01	711-034977	EH9763	F2S SIB 3D
B Board	REV 01	711-034979	EH9880	F2S SIB 3D Mezz
SIB F2S 1/0	REV 01	711-034977	EH9757	F2S SIB 3D
B Board	REV 01	711-034979	EH9889	F2S SIB 3D Mezz
SIB F2S 1/2	REV 01	711-034977	EH9815	F2S SIB 3D
B Board	REV 01	711-034979	EH9890	F2S SIB 3D Mezz
SIB F2S 1/4	REV 08	750-034978	EN1954	F2S SIB 3D
B Board	REV 02	711-034979	EN1436	F2S SIB 3D Mezz
SIB F2S 1/6	REV 01	711-034977	EJ7054	F2S SIB 3D
B Board	REV 01	711-034979	EJ8238	F2S SIB 3D Mezz
SIB F2S 2/0	REV 01	711-034977	EH9830	F2S SIB 3D
B Board	REV 01	711-034979	EH9844	F2S SIB 3D Mezz
SIB F2S 2/2	REV 01	711-034977	EH9818	F2S SIB 3D
B Board	REV 01	711-034979	EH9888	F2S SIB 3D Mezz
SIB F2S 2/4	REV 01	711-034977	EH9795	F2S SIB 3D
B Board	REV 01	711-034979	EH9869	F2S SIB 3D Mezz
SIB F2S 2/6	REV 01	711-034977	EJ7026	F2S SIB 3D
B Board	REV 01	711-034979	EJ8273	F2S SIB 3D Mezz
SIB F2S 3/0	REV 01	711-034977	EH9811	F2S SIB 3D
B Board	REV 01	711-034979	EH9892	F2S SIB 3D Mezz
SIB F2S 3/2	REV 01	711-034977	EH9812	F2S SIB 3D
B Board	REV 01	711-034979	EH9877	F2S SIB 3D Mezz
SIB F2S 3/4	REV 08	750-034978	EN1947	F2S SIB 3D
B Board	REV 02	711-034979	EN1471	F2S SIB 3D Mezz
Fan Tray 0	REV 10	760-024497	EH3313	Front Fan Tray
Fan Tray 1	REV 10	760-024497	EH3290	Front Fan Tray
Fan Tray 2	REV 10	760-024502	EH3292	Rear Fan Tray
Fan Tray 3	REV 10	760-024502	EH3287	Rear Fan Tray
Fan Tray 4	REV 10	760-024502	EH3286	Rear Fan Tray

```

Fan Tray 5          REV 10   760-024502   EH3285          Rear Fan Tray

lcc0-re0:
-----
Hardware inventory:
Item              Version  Part number  Serial number  Description
Chassis                               JN11B23FEAHA   T1600
Midplane          REV 01   710-027486   RC9787         T-series Backplane
FPM GBUS          REV 13   710-002901   BBAG5132       T640 FPM Board
FPM Display       REV 04   710-021387   BBAL9612       T1600 FPM Display
CIP               REV 06   710-002895   BBAN0605       T-series CIP
PEM 0            REV 05   740-036442   1G022060143   Power Entry Module 6x60
PEM 1            REV 05   740-036442   1G022060011   Power Entry Module 6x60
SCG 0            REV 18   710-003423   BBAL7318       T640 Sonet Clock Gen.
SCG 1            REV 18   710-003423   BBAL7255       T640 Sonet Clock Gen.
Routing Engine 0 REV 07   740-026941   P737F-002933   RE-DUO-1800
Routing Engine 1 REV 06   740-026941   P737F-002749   RE-DUO-1800
CB 0             REV 11   710-022597   EH3611         LCC Control Board
CB 1             REV 11   710-022597   EH4798         LCC Control Board
FPC 5            REV 17   710-013037   BBAC5333       FPC Type 4-ES
  CPU            REV 10   710-016744   BBAB7619       ST-PMB2
  PIC 0          REV 18   750-017405   BBAB3420       4x 10GE (LAN/WAN) XFP
  Xcvr 0         REV 03   740-014289   T10C90659      XFP-10G-SR
  MMB 0          REV 05   710-025563   BBAB9538       ST-MMB2
  MMB 1          REV 05   710-025563   BBAB9502       ST-MMB2
FPC 7            REV 01   750-045173   BBAV0032       FPC Type 5-3D
  CPU
SPMB 0           REV 05   710-023321   EG9434         LCC Switch CPU
SPMB 1           REV 05   710-023321   EH3878         LCC Switch CPU
SIB 0            REV 01   750-041657   EH7997         LCC SIB 3D
  B Board        REV 01   711-042424   EH7674         LCC SIB 3D Mezz
  Xcvr 0         REV 01   740-047547   XB48FB014      CXP Module
  Xcvr 2         REV 01   740-047547   XB48FB05A      CXP Module
  Xcvr 4         REV 01   740-047547   XB48FB052      CXP Module
  Xcvr 6         REV 01   740-047547   XB48FB01B      CXP Module
SIB 1            REV 01   750-041657   EH8023         LCC SIB 3D
  B Board        REV 01   711-042424   EH7659         LCC SIB 3D Mezz
  Xcvr 0         REV 01   740-047547   XB48FB05J      CXP Module
  Xcvr 2         REV 01   740-047547   XB48FB01E      CXP Module
  Xcvr 4         REV 01   740-047547   XB48FB01J      CXP Module
  Xcvr 6         REV 01   740-047547   XB48FB02S      CXP Module
SIB 2            REV 03   750-041657   EJ6554         LCC SIB 3D
  B Board        REV 02   711-042424   EJ5756         LCC SIB 3D Mezz
  Xcvr 0         REV 01   740-047547   XB34FB01Z      CXP Module
  Xcvr 2         REV 01   740-047547   XB34FB013      CXP Module
  Xcvr 4         REV 01   740-047547   XB48FB04Z      CXP Module
  Xcvr 6         REV 01   740-047547   XB48FB05N      CXP Module
Fan Tray 0       Front Top Fan Tray
Fan Tray 1       Front Bottom Fan Tray
Fan Tray 2       Rear Fan Tray -- Rev 4

```

```

lcc2-re0:
-----
Hardware inventory:
Item              Version  Part number  Serial number  Description
Chassis                               JN11B3975AHA   T1600
Midplane          REV 01   710-027486   RC9826         T-series Backplane
FPM GBUS          REV 13   710-002901   BBAG5124       T640 FPM Board
FPM Display       REV 03   710-021387   BBAJ1112       T1600 FPM Display
CIP               REV 06   710-002895   BBAL3744       T-series CIP
PEM 0            REV 05   740-036442   1G022060081   Power Entry Module 6x60

```

PEM 1	REV 05	740-036442	1G022060188	Power Entry Module 6x60
SCG 0	REV 18	710-003423	BBAH8775	T640 Sonet Clock Gen.
SCG 1	REV 18	710-003423	BBAL7272	T640 Sonet Clock Gen.
Routing Engine 0	REV 07	740-026941	P737F-002992	RE-DUO-1800
Routing Engine 1	REV 07	740-026941	P737F-002938	RE-DUO-1800
CB 0	REV 11	710-022597	EH4805	LCC Control Board
CB 1	REV 11	710-022597	EH4786	LCC Control Board
FPC 1	REV 01	710-033873	BBAH0320	FPC Type 3-ES
CPU	REV 11	710-016744	BBAF3281	ST-PMB2
MMB 0	REV 06	710-025563	BBAF5061	ST-MMB2
FPC 5	REV 04	710-033871	BBAM5070	FPC Type 4-ES
CPU	REV 11	710-016744	BBAM6653	ST-PMB2
PIC 1	REV 20	750-017405	BBAM1296	4x 10GE (LAN/WAN) XFP
Xcvr 0	REV 03	740-014289	T10B42981	XFP-10G-SR
MMB 0	REV 07	710-025563	BBAN2631	ST-MMB2
MMB 1	REV 07	710-025563	BBAN2538	ST-MMB2
SPMB 0	REV 05	710-023321	EH3903	LCC Switch CPU
SPMB 1	REV 05	710-023321	EH3902	LCC Switch CPU
SIB 0	REV 01	750-041657	EH8019	LCC SIB 3D
B Board	REV 01	711-042424	EH7680	LCC SIB 3D Mezz
Xcvr 0	REV 01	740-047547	XB48FB04F	CXP Module
Xcvr 2	REV 01	740-047547	XB48FB04S	CXP Module
Xcvr 4	REV 01	740-047547	XB48FB04B	CXP Module
Xcvr 6	REV 01	740-047547	XB48FB043	CXP Module
SIB 1	REV 01	750-041657	EH8012	LCC SIB 3D
B Board	REV 01	711-042424	EH7658	LCC SIB 3D Mezz
Xcvr 0	REV 01	740-047547	XB48FB05E	CXP Module
Xcvr 2	REV 01	740-047547	XB48FB01Z	CXP Module
Xcvr 4	REV 01	740-047547	XB48FB018	CXP Module
Xcvr 6	REV 01	740-047547	XB48FB054	CXP Module
SIB 2	REV 01	750-041657	EH7993	LCC SIB 3D
B Board	REV 01	711-042424	EH7678	LCC SIB 3D Mezz
Xcvr 0	REV 01	740-047547	XB48FB05C	CXP Module
Xcvr 2	REV 01	740-047547	XB47FB00N	CXP Module
Xcvr 4	REV 01	740-047547	XB48FB05U	CXP Module
Xcvr 6	REV 01	740-047547	XB48FB05L	CXP Module
Fan Tray 0				Front Top Fan Tray
Fan Tray 1				Front Bottom Fan Tray
Fan Tray 2				Rear Fan Tray -- Rev 4

### show chassis hardware clei-models (TX Matrix Plus router with 3D SIBs)

```
user@host> show chassis hardware clei-models
sfc0-re0:
```

```
-----
```

Hardware inventory:				
Item	Version	Part number	CLEI code	FRU model number
Midplane	REV 05	710-022574		CHAS-BP-TXP-S
FPM Display	REV 09	710-024027		CRAFT-TXP-S
CIP 0	REV 12	710-023792		CIP-TXP-S
CIP 1	REV 12	710-023792		CIP-TXP-S
PEM 0	Rev 06	740-027463	IPUPAFGKTA	PWR-TXP-7-60-DC-S
Routing Engine 0	REV 07	740-026942		RE-DUO-C2600-16G-S
Routing Engine 1	REV 07	740-026942		RE-DUO-C2600-16G-S
CB 0	REV 13	710-022606		CB-TXP-S
CB 1	REV 14	710-022606		CB-TXP-S
SIB F13 0	REV 10	750-035002	PROTOXCLEI	SIB-TXP-3D-F13-S
Xcvr 0	REV 01	740-048813		
Xcvr 1	REV 01	740-048813		
Xcvr 2	REV 01	740-048813		
Xcvr 3	REV 01	740-048813		

Xcvr 4	REV 01	740-048813		
Xcvr 5	REV 01	740-048813		
Xcvr 6	REV 01	740-048813		
Xcvr 7	REV 01	740-048813		
Xcvr 8	REV 01	740-047547		CXP-TXP-3D
Xcvr 10	REV 01	740-047547		CXP-TXP-3D
Xcvr 12	REV 01	740-047547		CXP-TXP-3D
Xcvr 14	REV 01	740-047547		CXP-TXP-3D
SIB F13 1	REV 10	750-035002	PROTOXCLEI	SIB-TXP-3D-F13-S
Xcvr 0	REV 01	740-047547		CXP-TXP-3D
Xcvr 1	REV 01	740-047547		CXP-TXP-3D
Xcvr 2	REV 01	740-047547		CXP-TXP-3D
Xcvr 3	REV 01	740-047547		CXP-TXP-3D
Xcvr 4	REV 01	740-047547		CXP-TXP-3D
Xcvr 5	REV 01	740-047547		CXP-TXP-3D
Xcvr 6	REV 01	740-047547		CXP-TXP-3D
Xcvr 7	REV 01	740-047547		CXP-TXP-3D
Xcvr 8	REV 01	740-047547		CXP-TXP-3D
Xcvr 10	REV 01	740-047547		CXP-TXP-3D
Xcvr 12	REV 01	740-047547		CXP-TXP-3D
Xcvr 14	REV 01	740-047547		CXP-TXP-3D
Xcvr 0	REV 01	740-048813		
Xcvr 1	REV 01	740-048813		
Xcvr 2	REV 01	740-048813		
Xcvr 3	REV 01	740-048813		
Xcvr 4	REV 01	740-048813		
Xcvr 5	REV 01	740-048813		
Xcvr 6	REV 01	740-048813		
Xcvr 7	REV 01	740-048813		
Xcvr 8	REV 01	740-048813		
Xcvr 10	REV 01	740-048813		
Xcvr 12	REV 01	740-048813		
Xcvr 14	REV 01	740-048813		
Xcvr 0	REV 01	740-047547		CXP-TXP-3D
Xcvr 1	REV 01	740-047547		CXP-TXP-3D
Xcvr 2	REV 01	740-047547		CXP-TXP-3D
Xcvr 3	REV 01	740-047547		CXP-TXP-3D
Xcvr 4	REV 01	740-047547		CXP-TXP-3D
Xcvr 5	REV 01	740-047547		CXP-TXP-3D
Xcvr 6	REV 01	740-047547		CXP-TXP-3D
Xcvr 7	REV 01	740-047547		CXP-TXP-3D
Xcvr 8	REV 01	740-047547		CXP-TXP-3D
Xcvr 10	REV 01	740-047547		CXP-TXP-3D
Xcvr 12	REV 01	740-047547		CXP-TXP-3D
Xcvr 14	REV 01	740-047547		CXP-TXP-3D
SIB F13 6	REV 16	750-035002	PROTOXCLEI	SIB-TXP-3D-F13
Xcvr 0	REV 01	740-048813		
Xcvr 1	REV 01	740-048813		
Xcvr 2	REV 01	740-048813		
Xcvr 3	REV 01	740-048813		
Xcvr 4	REV 01	740-048813		
Xcvr 5	REV 01	740-048813		
Xcvr 6	REV 01	740-048813		
Xcvr 7	REV 01	740-048813		
Xcvr 8	REV 01	740-047547		CXP-TXP-3D
Xcvr 10	REV 01	740-047547		CXP-TXP-3D
Xcvr 12	REV 01	740-047547		CXP-TXP-3D
Xcvr 14	REV 01	740-047547		CXP-TXP-3D
SIB F13 7	REV 10	750-035002	PROTOXCLEI	SIB-TXP-3D-F13-S
Xcvr 0	REV 01	740-047547		CXP-TXP-3D
Xcvr 1	REV 01	740-047547		CXP-TXP-3D

Xcvr 2	REV 01	740-047547		CXP-TXP-3D
Xcvr 3	REV 01	740-047547		CXP-TXP-3D
Xcvr 4	REV 01	740-047547		CXP-TXP-3D
Xcvr 5	REV 01	740-047547		CXP-TXP-3D
Xcvr 6	REV 01	740-047547		CXP-TXP-3D
Xcvr 7	REV 01	740-047547		CXP-TXP-3D
Xcvr 8	REV 01	740-047547		CXP-TXP-3D
Xcvr 10	REV 01	740-047547		CXP-TXP-3D
Xcvr 12	REV 01	740-047547		CXP-TXP-3D
Xcvr 14	REV 01	740-047547		CXP-TXP-3D
Xcvr 0	REV 01	740-048813		
Xcvr 1	REV 01	740-048813		
Xcvr 2	REV 01	740-048813		
Xcvr 3	REV 01	740-048813		
Xcvr 4	REV 01	740-048813		
Xcvr 5	REV 01	740-047547		CXP-TXP-3D
Xcvr 6	REV 01	740-047547		CXP-TXP-3D
Xcvr 7	REV 01	740-047547		CXP-TXP-3D
Xcvr 8	REV 01	740-047547		CXP-TXP-3D
Xcvr 10	REV 01	740-047547		CXP-TXP-3D
Xcvr 12	REV 01	740-047547		CXP-TXP-3D
Xcvr 14	REV 01	740-047547		CXP-TXP-3D
SIB F13 9	REV 16	750-035002	PROTOXCLEI	SIB-TXP-3D-F13
Xcvr 0	REV 01	740-047547		CXP-TXP-3D
Xcvr 1	REV 01	740-047547		CXP-TXP-3D
Xcvr 2	REV 01	740-047547		CXP-TXP-3D
Xcvr 3	REV 01	740-047547		CXP-TXP-3D
Xcvr 4	REV 01	740-047547		CXP-TXP-3D
Xcvr 5	REV 01	740-047547		CXP-TXP-3D
Xcvr 6	REV 01	740-047547		CXP-TXP-3D
Xcvr 7	REV 01	740-047547		CXP-TXP-3D
Xcvr 8	REV 01	740-047547		CXP-TXP-3D
Xcvr 10	REV 01	740-047547		CXP-TXP-3D
Xcvr 12	REV 01	740-047547		CXP-TXP-3D
Xcvr 14	REV 01	740-047547		CXP-TXP-3D
SIB F13 11	REV 10	750-035002	PROTOXCLEI	750-035002
Xcvr 0	REV 01	740-048813		
Xcvr 1	REV 01	740-048813		
Xcvr 2	REV 01	740-048813		
Xcvr 3	REV 01	740-048813		
Xcvr 4	REV 01	740-048813		
Xcvr 5	REV 01	740-048813		
Xcvr 6	REV 01	740-047547		CXP-TXP-3D
Xcvr 7	REV 01	740-048813		
Xcvr 8	REV 01	740-047547		CXP-TXP-3D
Xcvr 12	REV 01	740-047547		CXP-TXP-3D
Xcvr 14	REV 01	740-047547		CXP-TXP-3D
SIB F13 12	REV 16	750-035002	PROTOXCLEI	SIB-TXP-3D-F13
Xcvr 0	REV 01	740-047547		CXP-TXP-3D
Xcvr 1	REV 01	740-047547		CXP-TXP-3D
Xcvr 2	REV 01	740-047547		CXP-TXP-3D
Xcvr 3	REV 01	740-047547		CXP-TXP-3D
Xcvr 4	REV 01	740-047547		CXP-TXP-3D
Xcvr 5	REV 01	740-047547		CXP-TXP-3D
Xcvr 6	REV 01	740-047547		CXP-TXP-3D
Xcvr 7	REV 01	740-047547		CXP-TXP-3D
Xcvr 8	REV 01	740-047547		CXP-TXP-3D
Xcvr 10	REV 01	740-047547		CXP-TXP-3D
Xcvr 12	REV 01	740-047547		CXP-TXP-3D
Xcvr 14	REV 01	740-047547		CXP-TXP-3D
SIB F2S 0/0	REV 06	750-034978	PROTOXCLEI	SIB-TXP-3D-F2S

SIB F2S 0/2	REV 07	750-034978	PROTOXCLEI	SIB-TXP-3D-F2S
SIB F2S 0/4	REV 06	750-034978	PROTOXCLEI	SIB-TXP-3D-F2S
SIB F2S 0/6	REV 06	750-034978	PROTOXCLEI	SIB-TXP-3D-F2S
SIB F2S 1/0	REV 07	750-034978	PROTOXCLEI	SIB-TXP-3D-F2S
SIB F2S 1/2	REV 07	750-034978	PROTOXCLEI	SIB-TXP-3D-F2S
SIB F2S 1/4	REV 07	750-034978	PROTOXCLEI	SIB-TXP-3D-F2S
SIB F2S 1/6	REV 08	750-034978	PROTOXCLEI	SIB-TXP-3D-F2S
SIB F2S 2/0	REV 06	750-034978	PROTOXCLEI	SIB-TXP-3D-F2S
SIB F2S 2/2	REV 06	750-034978	PROTOXCLEI	SIB-TXP-3D-F2S
SIB F2S 2/4	REV 07	750-034978	PROTOXCLEI	SIB-TXP-3D-F2S
SIB F2S 2/6	REV 06	750-034978	PROTOXCLEI	SIB-TXP-3D-F2S
SIB F2S 3/0	REV 07	750-034978	PROTOXCLEI	SIB-TXP-3D-F2S
SIB F2S 3/2	REV 06	750-034978	PROTOXCLEI	SIB-TXP-3D-F2S
SIB F2S 3/4	REV 06	750-034978	PROTOXCLEI	SIB-TXP-3D-F2S
SIB F2S 3/6	REV 06	750-034978	PROTOXCLEI	SIB-TXP-3D-F2S
SIB F2S 4/0	REV 07	750-034978	PROTOXCLEI	SIB-TXP-3D-F2S
SIB F2S 4/2	REV 06	750-034978	PROTOXCLEI	SIB-TXP-3D-F2S
SIB F2S 4/4	REV 06	750-034978	PROTOXCLEI	SIB-TXP-3D-F2S
SIB F2S 4/6	REV 06	750-034978	PROTOXCLEI	SIB-TXP-3D-F2S
Fan Tray 0	REV 10	760-024497		FANTRAY-TXP-H-S
Fan Tray 1	REV 10	760-024497		FANTRAY-TXP-H-S
Fan Tray 2	REV 10	760-024502		FANTRAY-TXP-V-S
Fan Tray 3	REV 10	760-024502		FANTRAY-TXP-V-S
Fan Tray 4	REV 10	760-024502		FANTRAY-TXP-V-S
Fan Tray 5	REV 10	760-024502		FANTRAY-TXP-V-S

lcc0-re0:

-----  
Hardware inventory:

Item	Version	Part number	CLEI code	FRU model number
Midplane	REV 01	710-027486	IPMJ700DRD	CHAS-BP-T1600-S
FPM Display	REV 04	710-021387		CRAFT-T1600-S
CIP	REV 06	710-002895		CIP-L-T640-S
PEM 0	REV 05	740-036442	IPUPAG6KAA	PWR-T-6-60-DC-S
PEM 1	REV 05	740-036442	IPUPAG6KAA	PWR-T-6-60-DC-S
SCG 0	REV 18	710-003423		SCG-T-S
SCG 1	REV 18	710-003423		SCG-T-S
Routing Engine 0	REV 10	740-026941		RE-DUO-C1800-8G-S
Routing Engine 1	REV 07	740-026941		RE-DUO-C1800-8G-S
CB 0	REV 11	710-022597		CB-LCC-S
CB 1	REV 11	710-022597		CB-LCC-S
FPC 0	REV 01	750-045173	IP9IAL4DAB	T4000-FPC5-3D
PIC 0	REV 17	750-034624	IP9IAL2DAA	PF-12XGE-SFPP
PIC 1	REV 17	750-034624	IP9IAL2DAA	PF-12XGE-SFPP
FPC 3	REV 01	750-045173	IP9IAL4DAB	T4000-FPC5-3D
PIC 0	REV 13	750-033423	XXXXXXXXDD	PF-12-24XGE-SFPP
FPC 4	REV 02	750-045173	IP9IAL4DAC	T4000-FPC5-3D
PIC 0	REV 17	750-034624	IP9IAL2DAA	PF-12XGE-SFPP
PIC 1	REV 17	750-034624	IP9IAL2DAA	PF-12XGE-SFPP
FPC 5	REV 01	750-045173	IP9IAL4DAB	T4000-FPC5-3D
PIC 0	REV 17	750-034624	IP9IAL2DAA	PF-12XGE-SFPP
PIC 1	REV 17	750-034624	IP9IAL2DAA	PF-12XGE-SFPP
FPC 6	REV 01	750-045173	IP9IAL4DAB	T4000-FPC5-3D
PIC 0	REV 17	750-034624	IP9IAL2DAA	PF-12XGE-SFPP
PIC 1	REV 10	750-035293	IP9IAL3DAA	PF-1CGE-CFP
SIB 0	REV 06	750-041657	PROTOXCLEI	SIB-TXP-3D-LCC
Xcvr 0	REV 01	740-048813		
Xcvr 1	REV 01	740-048813		
Xcvr 2	REV 01	740-048813		
Xcvr 3	REV 01	740-048813		
Xcvr 4	REV 01	740-048813		

```

Xcvr 5      REV 01  740-048813
Xcvr 6      REV 01  740-048813
Xcvr 7      REV 01  740-048813
SIB 1       REV 06  750-041657  PROTOXCLEI  SIB-TXP-3D-LCC
Xcvr 0      REV 01  740-048813
Xcvr 1      REV 01  740-048813
Xcvr 2      REV 01  740-048813
Xcvr 3      REV 01  740-048813
Xcvr 4      REV 01  740-048813
Xcvr 5      REV 01  740-048813
Xcvr 6      REV 01  740-048813
Xcvr 7      REV 01  740-048813
SIB 2       REV 06  750-041657  PROTOXCLEI  SIB-TXP-3D-LCC
Xcvr 0      REV 01  740-048813
Xcvr 1      REV 01  740-048813
Xcvr 2      REV 01  740-048813
Xcvr 3      REV 01  740-048813
Xcvr 4      REV 01  740-048813
Xcvr 5      REV 01  740-048813
Xcvr 6      REV 01  740-048813
Xcvr 7      REV 01  740-048813
SIB 3       REV 07  750-041657  PROTOXCLEI  SIB-TXP-3D-LCC
Xcvr 0      REV 01  740-048813
Xcvr 1      REV 01  740-048813
Xcvr 2      REV 01  740-048813
Xcvr 3      REV 01  740-048813
Xcvr 4      REV 01  740-048813
Xcvr 5      REV 01  740-048813
Xcvr 6      REV 01  740-048813
Xcvr 7      REV 01  740-048813
SIB 4       REV 06  750-041657  PROTOXCLEI  SIB-TXP-3D-LCC
Xcvr 0      REV 01  740-048813
Xcvr 1      REV 01  740-048813
Xcvr 2      REV 01  740-048813
Xcvr 3      REV 01  740-048813
Xcvr 4      REV 01  740-048813
Xcvr 5      REV 01  740-048813
Xcvr 6      REV 01  740-048813
Xcvr 7      REV 01  740-048813
Fan Tray 0
Fan Tray 1
Fan Tray 2
[Output Truncated]
FANTRAY-T-S
FANTRAY-T-S
FANTRAY-TXP3D-LCC-R-S

```

### show chassis hardware detail (TX Matrix Plus router with 3D SIBs)

```

user@host> show chassis hardware detail
sfc0-re0:

```

```

-----
Hardware inventory:
Item          Version  Part number  Serial number  Description
Chassis                               JN11CAAA4AHB  TXP
Midplane      REV 05   710-022574   ABAC4696      SFC Midplane
FPM Display   REV 09   710-024027   EH3138        TXP FPM Display
CIP 0         REV 12   710-023792   EF6349        TXP CIP
CIP 1         REV 12   710-023792   EG5294        TXP CIP
PEM 0         Rev 06   740-027463   XH04595       Power Entry Module
PEM 1         Rev 06   740-027463   XH04592       Power Entry Module
Routing Engine 0 REV 07   740-026942   P737A-002541  RE-DUO-2600
  ad0      3823 MB  SMART CF      2011030400062C132C13 Compact Flash
  ad1      62720 MB SMART Lite SATA Drive 201105100009A452A452 Disk 1

```

Routing Engine 1	REV 07	740-026942	P737A-002602	RE-DUO-2600
ad0 3823 MB	SMART CF		20110508085EE471E471	Compact Flash
ad1 62720 MB	SMART	Lite SATA Drive	201110210089DF39DF39	Disk 1
CB 0	REV 15	710-022606	EH4376	SFC Control Board
CB 1	REV 15	710-022606	EH4379	SFC Control Board
SPMB 0		BUILTIN		SFC Switch CPU
SPMB 1		BUILTIN		SFC Switch CPU
SIB F13 0	REV 10	750-035002	EM9305	F13 SIB 3D
B Board	REV 06	711-035082	EM9667	F13 SIB 3D Mezz
P Board	REV 05	711-043544	EM9708	F13 SIB 3D Power
Xcvr 0	REV 01	740-047547	XB34FB00S	CXP Module
Xcvr 2	REV 01	740-047547	XB48FB01H	CXP Module
Xcvr 4	REV 01	740-047547	XB34FB02W	CXP Module
Xcvr 6	REV 01	740-047547	XB34FB01T	CXP Module
Xcvr 8	REV 01	740-047547	XB48FB00W	CXP Module
Xcvr 10	REV 01	740-047547	XB34FB01S	CXP Module
Xcvr 12	REV 01	740-047547	XB34FB03H	CXP Module
Xcvr 14	REV 01	740-047547	XB34FB023	CXP Module
SIB F13 3	REV 01	710-035001	EJ2612	F13 SIB 3D
B Board	REV 01	711-035082	EJ3815	F13 SIB 3D Mezz
P Board	REV 01	711-043544	EJ2678	F13 SIB 3D Power
Xcvr 0	REV 01	740-047547	XB48FB04C	CXP Module
Xcvr 2	REV 01	740-047547	XB48FB00Z	CXP Module
Xcvr 4	REV 01	740-047547	XB47FB036	CXP Module
Xcvr 6	REV 01	740-047547	XB47FB029	CXP Module
Xcvr 8	REV 01	740-047547	XB48FB02N	CXP Module
Xcvr 10	REV 01	740-047547	XB42FB0CS	CXP Module
Xcvr 12	REV 01	740-047547	XB47FB01X	CXP Module
Xcvr 14	REV 01	740-047547	XB48FB02F	CXP Module
SIB F13 6	REV 05	750-035002	EK2675	F13 SIB 3D
B Board	REV 03	711-035082	EK2612	F13 SIB 3D Mezz
P Board	REV 04	711-043544	EK1179	F13 SIB 3D Power
Xcvr 0	REV 01	740-047547	XB48FB01T	CXP Module
Xcvr 2	REV 01	740-047547	XB48FB02M	CXP Module
Xcvr 4	REV 01	740-047547	XB48FB031	CXP Module
Xcvr 6	REV 01	740-047547	XB48FB04P	CXP Module
Xcvr 8	REV 01	740-047547	XB48FB02T	CXP Module
Xcvr 10	REV 01	740-047547	XB34FB01V	CXP Module
Xcvr 12	REV 01	740-047547	XB48FB02C	CXP Module
Xcvr 14		NON-JNPR		No Module
SIB F13 12	REV 01	710-035001	EJ2631	F13 SIB 3D
B Board	REV 01	711-035082	EJ3808	F13 SIB 3D Mezz
P Board	REV 01	711-043544	EJ2676	F13 SIB 3D Power
SIB F2S 0/0	REV 01	711-034977	EH9829	F2S SIB 3D
B Board	REV 01	711-034979	EH9927	F2S SIB 3D Mezz
SIB F2S 0/2	REV 01	711-034977	EH9791	F2S SIB 3D
B Board	REV 01	711-034979	EH9852	F2S SIB 3D Mezz
SIB F2S 0/4	REV 01	711-034977	EH9803	F2S SIB 3D
B Board	REV 01	711-034979	EH9915	F2S SIB 3D Mezz
SIB F2S 0/6	REV 01	711-034977	EH9763	F2S SIB 3D
B Board	REV 01	711-034979	EH9880	F2S SIB 3D Mezz
SIB F2S 1/0	REV 01	711-034977	EH9757	F2S SIB 3D
B Board	REV 01	711-034979	EH9889	F2S SIB 3D Mezz
SIB F2S 1/2	REV 01	711-034977	EH9815	F2S SIB 3D
B Board	REV 01	711-034979	EH9890	F2S SIB 3D Mezz
SIB F2S 1/4	REV 08	750-034978	EN1954	F2S SIB 3D
B Board	REV 02	711-034979	EN1436	F2S SIB 3D Mezz
SIB F2S 1/6	REV 01	711-034977	EJ7054	F2S SIB 3D
B Board	REV 01	711-034979	EJ8238	F2S SIB 3D Mezz
SIB F2S 2/0	REV 01	711-034977	EH9830	F2S SIB 3D
B Board	REV 01	711-034979	EH9844	F2S SIB 3D Mezz

SIB F2S 2/2	REV 01	711-034977	EH9818	F2S SIB 3D
B Board	REV 01	711-034979	EH9888	F2S SIB 3D Mezz
SIB F2S 2/4	REV 01	711-034977	EH9795	F2S SIB 3D
B Board	REV 01	711-034979	EH9869	F2S SIB 3D Mezz
SIB F2S 2/6	REV 01	711-034977	EJ7026	F2S SIB 3D
B Board	REV 01	711-034979	EJ8273	F2S SIB 3D Mezz
SIB F2S 3/0	REV 01	711-034977	EH9811	F2S SIB 3D
B Board	REV 01	711-034979	EH9892	F2S SIB 3D Mezz
SIB F2S 3/2	REV 01	711-034977	EH9812	F2S SIB 3D
B Board	REV 01	711-034979	EH9877	F2S SIB 3D Mezz
SIB F2S 3/4	REV 08	750-034978	EN1947	F2S SIB 3D
B Board	REV 02	711-034979	EN1471	F2S SIB 3D Mezz
Fan Tray 0	REV 10	760-024497	EH3313	Front Fan Tray
Fan Tray 1	REV 10	760-024497	EH3290	Front Fan Tray
Fan Tray 2	REV 10	760-024502	EH3292	Rear Fan Tray
Fan Tray 3	REV 10	760-024502	EH3287	Rear Fan Tray
Fan Tray 4	REV 10	760-024502	EH3286	Rear Fan Tray
Fan Tray 5	REV 10	760-024502	EH3285	Rear Fan Tray

1cc0-re0:

-----  
Hardware inventory:

Item	Version	Part number	Serial number	Description
Chassis			JN11B23FEAHA	T1600
Midplane	REV 01	710-027486	RC9787	T-series Backplane
FPM GBUS	REV 13	710-002901	BBAG5132	T640 FPM Board
FPM Display	REV 04	710-021387	BBAL9612	T1600 FPM Display
CIP	REV 06	710-002895	BBAN0605	T-series CIP
PEM 0	REV 05	740-036442	1G022060143	Power Entry Module 6x60
PEM 1	REV 05	740-036442	1G022060011	Power Entry Module 6x60
SCG 0	REV 18	710-003423	BBAL7318	T640 Sonet Clock Gen.
SCG 1	REV 18	710-003423	BBAL7255	T640 Sonet Clock Gen.
Routing Engine 0	REV 07	740-026941	P737F-002933	RE-DUO-1800
ad0	3823 MB	SMART CF	201103030490604E604E	Compact Flash
ad1	62720 MB	SMART Lite SATA Drive	20110729028B11D411D4	Disk 1
Routing Engine 1	REV 06	740-026941	P737F-002749	RE-DUO-1800
ad0	3823 MB	SMART CF	2011010504EB99649964	Compact Flash
ad1	62720 MB	SMART Lite SATA Drive	201102140058934A934A	Disk 1
CB 0	REV 11	710-022597	EH3611	LCC Control Board
CB 1	REV 11	710-022597	EH4798	LCC Control Board
FPC 5	REV 17	710-013037	BBAC5333	FPC Type 4-ES
CPU	REV 10	710-016744	BBAB7619	ST-PMB2
PIC 0	REV 18	750-017405	BBAE3420	4x 10GE (LAN/WAN) XFP
Xcvr 0	REV 03	740-014289	T10C90659	XFP-10G-SR
MMB 0	REV 05	710-025563	BBAB9538	ST-MMB2
MMB 1	REV 05	710-025563	BBAB9502	ST-MMB2
FPC 7	REV 01	750-045173	BBAV0032	FPC Type 5-3D
CPU				
SPMB 0	REV 05	710-023321	EG9434	LCC Switch CPU
SPMB 1	REV 05	710-023321	EH3878	LCC Switch CPU
SIB 0	REV 01	750-041657	EH7997	LCC SIB 3D
B Board	REV 01	711-042424	EH7674	LCC SIB 3D Mezz
Xcvr 0	REV 01	740-047547	XB48FB014	CXP Module
Xcvr 2	REV 01	740-047547	XB48FB05A	CXP Module
Xcvr 4	REV 01	740-047547	XB48FB052	CXP Module
Xcvr 6	REV 01	740-047547	XB48FB01B	CXP Module
SIB 1	REV 01	750-041657	EH8023	LCC SIB 3D
B Board	REV 01	711-042424	EH7659	LCC SIB 3D Mezz
Xcvr 0	REV 01	740-047547	XB48FB05J	CXP Module
Xcvr 2	REV 01	740-047547	XB48FB01E	CXP Module
Xcvr 4	REV 01	740-047547	XB48FB01J	CXP Module

Xcvr 6	REV 01	740-047547	XB48FB02S	CXP Module
SIB 2	REV 03	750-041657	EJ6554	LCC SIB 3D
B Board	REV 02	711-042424	EJ5756	LCC SIB 3D Mezz
Xcvr 0	REV 01	740-047547	XB34FB01Z	CXP Module
Xcvr 2	REV 01	740-047547	XB34FB013	CXP Module
Xcvr 4	REV 01	740-047547	XB48FB04Z	CXP Module
Xcvr 6	REV 01	740-047547	XB48FB05N	CXP Module
Fan Tray 0				Front Top Fan Tray
Fan Tray 1				Front Bottom Fan Tray
Fan Tray 2				Rear Fan Tray -- Rev 4

lcc2-re0:

-----  
Hardware inventory:

Item	Version	Part number	Serial number	Description
Chassis			JN11B3975AHA	T1600
Midplane	REV 01	710-027486	RC9826	T-series Backplane
FPM GBUS	REV 13	710-002901	BBAG5124	T640 FPM Board
FPM Display	REV 03	710-021387	BBAJ1112	T1600 FPM Display
CIP	REV 06	710-002895	BBAL3744	T-series CIP
PEM 0	REV 05	740-036442	1G022060081	Power Entry Module 6x60
PEM 1	REV 05	740-036442	1G022060188	Power Entry Module 6x60
SCG 0	REV 18	710-003423	BBAH8775	T640 Sonet Clock Gen.
SCG 1	REV 18	710-003423	BBAL7272	T640 Sonet Clock Gen.
Routing Engine 0	REV 07	740-026941	P737F-002992	RE-DUO-1800
ad0 3823 MB	SMART CF		201103030356329E329E	Compact Flash
ad1 62720 MB	SMART Lite SATA Drive		2011051000488D8B8D8B	Disk 1
Routing Engine 1	REV 07	740-026941	P737F-002938	RE-DUO-1800
ad0 3823 MB	SMART CF		20110304000F02680268	Compact Flash
ad1 62720 MB	SMART Lite SATA Drive		201105300A70F325F325	Disk 1
CB 0	REV 11	710-022597	EH4805	LCC Control Board
CB 1	REV 11	710-022597	EH4786	LCC Control Board
FPC 1	REV 01	710-033873	BBAH0320	FPC Type 3-ES
CPU	REV 11	710-016744	BBAF3281	ST-PMB2
MMB 0	REV 06	710-025563	BBAF5061	ST-MMB2
FPC 5	REV 04	710-033871	BBAM5070	FPC Type 4-ES
CPU	REV 11	710-016744	BBAM6653	ST-PMB2
PIC 1	REV 20	750-017405	BBAM1296	4x 10GE (LAN/WAN) XFP
Xcvr 0	REV 03	740-014289	T10B42981	XFP-10G-SR
MMB 0	REV 07	710-025563	BBAN2631	ST-MMB2
MMB 1	REV 07	710-025563	BBAN2538	ST-MMB2
SPMB 0	REV 05	710-023321	EH3903	LCC Switch CPU
SPMB 1	REV 05	710-023321	EH3902	LCC Switch CPU
SIB 0	REV 01	750-041657	EH8019	LCC SIB 3D
B Board	REV 01	711-042424	EH7680	LCC SIB 3D Mezz
Xcvr 0	REV 01	740-047547	XB48FB04F	CXP Module
Xcvr 2	REV 01	740-047547	XB48FB04S	CXP Module
Xcvr 4	REV 01	740-047547	XB48FB04B	CXP Module
Xcvr 6	REV 01	740-047547	XB48FB043	CXP Module
SIB 1	REV 01	750-041657	EH8012	LCC SIB 3D
B Board	REV 01	711-042424	EH7658	LCC SIB 3D Mezz
Xcvr 0	REV 01	740-047547	XB48FB05E	CXP Module
Xcvr 2	REV 01	740-047547	XB48FB01Z	CXP Module
Xcvr 4	REV 01	740-047547	XB48FB018	CXP Module
Xcvr 6	REV 01	740-047547	XB48FB054	CXP Module
SIB 2	REV 01	750-041657	EH7993	LCC SIB 3D
B Board	REV 01	711-042424	EH7678	LCC SIB 3D Mezz
Xcvr 0	REV 01	740-047547	XB48FB05C	CXP Module
Xcvr 2	REV 01	740-047547	XB47FB00N	CXP Module
Xcvr 4	REV 01	740-047547	XB48FB05U	CXP Module
Xcvr 6	REV 01	740-047547	XB48FB05L	CXP Module

Fan Tray 0  
Fan Tray 1  
Fan Tray 2

Front Top Fan Tray  
Front Bottom Fan Tray  
Rear Fan Tray -- Rev 4

### show chassis hardware lcc (TX Matrix Plus router with 3D SIBs)

```
user@host> show chassis hardware lcc 0
lcc0-re0:
```

-----  
Hardware inventory:

Item	Version	Part number	Serial number	Description
Chassis			JN11B23FEAHA	T1600
Midplane	REV 01	710-027486	RC9787	T-series Backplane
FPM GBUS	REV 13	710-002901	BBAG5132	T640 FPM Board
FPM Display	REV 04	710-021387	BBAL9612	T1600 FPM Display
CIP	REV 06	710-002895	BBAN0605	T-series CIP
PEM 0	REV 05	740-036442	1G022060143	Power Entry Module 6x60
PEM 1	REV 05	740-036442	1G022060011	Power Entry Module 6x60
SCG 0	REV 18	710-003423	BBAL7318	T640 Sonet Clock Gen.
SCG 1	REV 18	710-003423	BBAL7255	T640 Sonet Clock Gen.
Routing Engine 0	REV 07	740-026941	P737F-002933	RE-DUO-1800
Routing Engine 1	REV 06	740-026941	P737F-002749	RE-DUO-1800
CB 0	REV 11	710-022597	EH3611	LCC Control Board
CB 1	REV 11	710-022597	EH4798	LCC Control Board
FPC 5	REV 17	710-013037	BBAC5333	FPC Type 4-ES
CPU	REV 10	710-016744	BBAB7619	ST-PMB2
PIC 0	REV 18	750-017405	BBAE3420	4x 10GE (LAN/WAN) XFP
Xcvr 0	REV 03	740-014289	T10C90659	XFP-10G-SR
MMB 0	REV 05	710-025563	BBAB9538	ST-MMB2
MMB 1	REV 05	710-025563	BBAB9502	ST-MMB2
FPC 7	REV 01	750-045173	BBAV0032	FPC Type 5-3D
CPU				
SPMB 0	REV 05	710-023321	EG9434	LCC Switch CPU
SPMB 1	REV 05	710-023321	EH3878	LCC Switch CPU
SIB 0	REV 01	750-041657	EH7997	LCC SIB 3D
B Board	REV 01	711-042424	EH7674	LCC SIB 3D Mezz
Xcvr 0	REV 01	740-047547	XB48FB014	CXP Module
Xcvr 2	REV 01	740-047547	XB48FB05A	CXP Module
Xcvr 4	REV 01	740-047547	XB48FB052	CXP Module
Xcvr 6	REV 01	740-047547	XB48FB01B	CXP Module
SIB 1	REV 01	750-041657	EH8023	LCC SIB 3D
B Board	REV 01	711-042424	EH7659	LCC SIB 3D Mezz
Xcvr 0	REV 01	740-047547	XB48FB05J	CXP Module
Xcvr 2	REV 01	740-047547	XB48FB01E	CXP Module
Xcvr 4	REV 01	740-047547	XB48FB01J	CXP Module
Xcvr 6	REV 01	740-047547	XB48FB02S	CXP Module
SIB 2	REV 03	750-041657	EJ6554	LCC SIB 3D
B Board	REV 02	711-042424	EJ5756	LCC SIB 3D Mezz
Xcvr 0	REV 01	740-047547	XB34FB01Z	CXP Module
Xcvr 2	REV 01	740-047547	XB34FB013	CXP Module
Xcvr 4	REV 01	740-047547	XB48FB04Z	CXP Module
Xcvr 6	REV 01	740-047547	XB48FB05N	CXP Module
Fan Tray 0				Front Top Fan Tray
Fan Tray 1				Front Bottom Fan Tray
Fan Tray 2				Rear Fan Tray -- Rev 4

### show chassis hardware sfc (TX Matrix Plus router with 3D SIBs)

```
user@host> show chassis hardware sfc 0
sfc0-re0:
```

## Hardware inventory:

Item	Version	Part number	Serial number	Description
Chassis			JN11CAAA4AHB	TXP
Midplane	REV 05	710-022574	ABAC4696	SFC Midplane
FPM Display	REV 09	710-024027	EH3138	TXP FPM Display
CIP 0	REV 12	710-023792	EF6349	TXP CIP
CIP 1	REV 12	710-023792	EG5294	TXP CIP
PEM 0	Rev 06	740-027463	XH04595	Power Entry Module
PEM 1	Rev 06	740-027463	XH04592	Power Entry Module
Routing Engine 0	REV 07	740-026942	P737A-002541	RE-DUO-2600
Routing Engine 1	REV 07	740-026942	P737A-002602	RE-DUO-2600
CB 0	REV 15	710-022606	EH4376	SFC Control Board
CB 1	REV 15	710-022606	EH4379	SFC Control Board
SPMB 0		BUILTIN		SFC Switch CPU
SPMB 1		BUILTIN		SFC Switch CPU
SIB F13 0	REV 10	750-035002	EM9305	F13 SIB 3D
B Board	REV 06	711-035082	EM9667	F13 SIB 3D Mezz
P Board	REV 05	711-043544	EM9708	F13 SIB 3D Power
Xcvr 0	REV 01	740-047547	XB34FB00S	CXP Module
Xcvr 2	REV 01	740-047547	XB48FB01H	CXP Module
Xcvr 4	REV 01	740-047547	XB34FB02W	CXP Module
Xcvr 6	REV 01	740-047547	XB34FB01T	CXP Module
Xcvr 8	REV 01	740-047547	XB48FB00W	CXP Module
Xcvr 10	REV 01	740-047547	XB34FB01S	CXP Module
Xcvr 12	REV 01	740-047547	XB34FB03H	CXP Module
Xcvr 14	REV 01	740-047547	XB34FB023	CXP Module
SIB F13 3	REV 01	710-035001	EJ2612	F13 SIB 3D
B Board	REV 01	711-035082	EJ3815	F13 SIB 3D Mezz
P Board	REV 01	711-043544	EJ2678	F13 SIB 3D Power
Xcvr 0	REV 01	740-047547	XB48FB04C	CXP Module
Xcvr 2	REV 01	740-047547	XB48FB00Z	CXP Module
Xcvr 4	REV 01	740-047547	XB47FB036	CXP Module
Xcvr 6	REV 01	740-047547	XB47FB029	CXP Module
Xcvr 8	REV 01	740-047547	XB48FB02N	CXP Module
Xcvr 10	REV 01	740-047547	XB42FB0CS	CXP Module
Xcvr 12	REV 01	740-047547	XB47FB01X	CXP Module
Xcvr 14	REV 01	740-047547	XB48FB02F	CXP Module
SIB F13 6	REV 05	750-035002	EK2675	F13 SIB 3D
B Board	REV 03	711-035082	EK2612	F13 SIB 3D Mezz
P Board	REV 04	711-043544	EK1179	F13 SIB 3D Power
Xcvr 0	REV 01	740-047547	XB48FB01T	CXP Module
Xcvr 2	REV 01	740-047547	XB48FB02M	CXP Module
Xcvr 4	REV 01	740-047547	XB48FB031	CXP Module
Xcvr 6	REV 01	740-047547	XB48FB04P	CXP Module
Xcvr 8	REV 01	740-047547	XB48FB02T	CXP Module
Xcvr 10	REV 01	740-047547	XB34FB01V	CXP Module
Xcvr 12	REV 01	740-047547	XB48FB02C	CXP Module
Xcvr 14		NON-JNPR		No Module
SIB F13 12	REV 01	710-035001	EJ2631	F13 SIB 3D
B Board	REV 01	711-035082	EJ3808	F13 SIB 3D Mezz
P Board	REV 01	711-043544	EJ2676	F13 SIB 3D Power
SIB F2S 0/0	REV 01	711-034977	EH9829	F2S SIB 3D
B Board	REV 01	711-034979	EH9927	F2S SIB 3D Mezz
SIB F2S 0/2	REV 01	711-034977	EH9791	F2S SIB 3D
B Board	REV 01	711-034979	EH9852	F2S SIB 3D Mezz
SIB F2S 0/4	REV 01	711-034977	EH9803	F2S SIB 3D
B Board	REV 01	711-034979	EH9915	F2S SIB 3D Mezz
SIB F2S 0/6	REV 01	711-034977	EH9763	F2S SIB 3D
B Board	REV 01	711-034979	EH9880	F2S SIB 3D Mezz
SIB F2S 1/0	REV 01	711-034977	EH9757	F2S SIB 3D
B Board	REV 01	711-034979	EH9889	F2S SIB 3D Mezz

SIB F2S 1/2	REV 01	711-034977	EH9815	F2S SIB 3D
B Board	REV 01	711-034979	EH9890	F2S SIB 3D Mezz
SIB F2S 1/4	REV 08	750-034978	EN1954	F2S SIB 3D
B Board	REV 02	711-034979	EN1436	F2S SIB 3D Mezz
SIB F2S 1/6	REV 01	711-034977	EJ7054	F2S SIB 3D
B Board	REV 01	711-034979	EJ8238	F2S SIB 3D Mezz
SIB F2S 2/0	REV 01	711-034977	EH9830	F2S SIB 3D
B Board	REV 01	711-034979	EH9844	F2S SIB 3D Mezz
SIB F2S 2/2	REV 01	711-034977	EH9818	F2S SIB 3D
B Board	REV 01	711-034979	EH9888	F2S SIB 3D Mezz
SIB F2S 2/4	REV 01	711-034977	EH9795	F2S SIB 3D
B Board	REV 01	711-034979	EH9869	F2S SIB 3D Mezz
SIB F2S 2/6	REV 01	711-034977	EJ7026	F2S SIB 3D
B Board	REV 01	711-034979	EJ8273	F2S SIB 3D Mezz
SIB F2S 3/0	REV 01	711-034977	EH9811	F2S SIB 3D
B Board	REV 01	711-034979	EH9892	F2S SIB 3D Mezz
SIB F2S 3/2	REV 01	711-034977	EH9812	F2S SIB 3D
B Board	REV 01	711-034979	EH9877	F2S SIB 3D Mezz
SIB F2S 3/4	REV 08	750-034978	EN1947	F2S SIB 3D
B Board	REV 02	711-034979	EN1471	F2S SIB 3D Mezz
Fan Tray 0	REV 10	760-024497	EH3313	Front Fan Tray
Fan Tray 1	REV 10	760-024497	EH3290	Front Fan Tray
Fan Tray 2	REV 10	760-024502	EH3292	Rear Fan Tray
Fan Tray 3	REV 10	760-024502	EH3287	Rear Fan Tray
Fan Tray 4	REV 10	760-024502	EH3286	Rear Fan Tray
Fan Tray 5	REV 10	760-024502	EH3285	Rear Fan Tray

### show chassis hardware (16-Port 10-Gigabit Ethernet MPC with SFP+ Optics [MX Series Routers])

```
user@host> show chassis hardware
```

Hardware inventory:

Item	Version	Part number	Serial number	Description
Chassis			JN112D865AFA	MX960
Midplane	REV 03	710-013698	TS3339	MX960 Backplane
FPM Board	REV 03	710-014974	WW6267	Front Panel Display
PDM	Rev 03	740-013110	QCS12485026	Power Distribution
Module				
PEM 0	Rev 04	740-013682	QCS12434086	PS 1.7kW; 200-240VAC
in				
PEM 1	Rev 04	740-013682	QCS1243408Z	PS 1.7kW; 200-240VAC
in				
PEM 2	Rev 04	740-013682	QCS1243407X	PS 1.7kW; 200-240VAC
in				
Routing Engine 0	REV 07	740-015113	9009009677	RE-S-1300
Routing Engine 1	REV 07	740-015113	9009011510	RE-S-1300
CB 0	REV 03	710-021523	XF0394	MX SCB
CB 1	REV 03	710-021523	XF0550	MX SCB
CB 2	REV 03	710-021523	XD7455	MX SCB
FPC 4	REV 02	750-028467	JR6127	MPC M 16x 10GE
CPU	REV 02	711-029089	JX0129	AS PMB
PIC 0		BUILTIN	BUILTIN	4x 10GE(LAN) SFP+
PIC 1		BUILTIN	BUILTIN	4x 10GE(LAN) SFP+
PIC 2		BUILTIN	BUILTIN	4x 10GE(LAN) SFP+
PIC 3		BUILTIN	BUILTIN	4x 10GE(LAN) SFP+
Fan Tray 0	REV 05	740-014971	TP9990	Fan Tray
Fan Tray 1	REV 05	740-014971	VS1709	Fan Tray

### show chassis hardware (MPC3E [MX Series Routers])

```
user@host> show chassis hardware
```

## Hardware inventory:

Item	Version	Part number	Serial number	Description
Chassis			JN1101AFEAFB	MX480
Midplane	REV 05	710-017414	TR4444	MX480 Midplane
FPM Board	REV 02	710-017254	KG6056	Front Panel Display
PEM 0	Rev 03	740-017330	QCS082090FC	PS 1.2-1.7kW; 100-240V
PEM 1	Rev 03	740-017330	QCS082090FD	PS 1.2-1.7kW; 100-240V
Routing Engine 0	REV 07	740-013063	9009004124	RE-S-2000
Routing Engine 1	REV 07	740-013063	9009005569	RE-S-2000
CB 0	REV 07	710-021523	XZ3587	MX SCB
CB 1	REV 03	710-021523	KH8306	MX SCB
FPC 1	REV 04.1.07	750-033205	P1240	MPC Type 3
CPU	REV 01	711-035209	YL0504	HMPC PMB 2G
MIC 1	REV 10	750-033199	YX4495	1X100GE CFP
PIC 2		BUILTIN	BUILTIN	1X100GE CFP
Xcvr 0	REV 01	740-032210	C22CQNE	CFP-100G-LR4
FPC 2	REV 26	750-016670	KH0045	DPCE 40x 1GE R EQ
CPU	REV 07	710-013713	KF5448	DPC PMB
PIC 0		BUILTIN	BUILTIN	10x 1GE(LAN) EQ
Xcvr 0	REV 01	740-011613	PF21JHU	SFP-SX
PIC 1		BUILTIN	BUILTIN	10x 1GE(LAN) EQ
Xcvr 9	REV 01	740-011613	AM0813S8ZL6	SFP-SX
PIC 2		BUILTIN	BUILTIN	10x 1GE(LAN) EQ
Xcvr 0	REV 02	740-011613	PGL2KYF	SFP-SX
Xcvr 2	REV 01	740-011613	AM0806S8N4P	SFP-SX
PIC 3		BUILTIN	BUILTIN	10x 1GE(LAN) EQ
Xcvr 5	REV 01	740-011613	AM0815S967N	SFP-SX
Xcvr 7	REV 01	740-011613	AM0806S8N1X	SFP-SX
Xcvr 8	REV 01	740-011613	AM0815S967J	SFP-SX
Xcvr 9	REV 01	740-011613	AM0815S967M	SFP-SX
FPC 3	REV 12.2.09	750-033205	YR9443	MPC Type 3
CPU	REV 03	711-035209	YL6931	HMPC PMB 2G
MIC 0	REV 05	750-033199	YR3269	1X100GE CFP
PIC 0		BUILTIN	BUILTIN	1X100GE CFP
Xcvr 0	REV 01	740-032210	ULH0KG3	CFP-100G-LR4
MIC 1	REV 02	750-033199	YG3245	1X100GE CFP
PIC 2		BUILTIN	BUILTIN	1X100GE CFP
Xcvr 0	REV 01	740-032210	ULH0KGF	CFP-100G-LR4
FPC 4	REV 12.3.09	750-033205	YR9437	MPC Type 3
CPU	REV 03	711-035209	YT5857	HMPC PMB 2G
MIC 0	REV 05	750-033199	YR3295	1X100GE CFP
PIC 0		BUILTIN	BUILTIN	1X100GE CFP
Xcvr 0		NON-JNPR	X12000187	CFP-100G-SR10
MIC 1	REV 10	750-033199	YX4518	1X100GE CFP
PIC 2		BUILTIN	BUILTIN	1X100GE CFP
Xcvr 0	REV 01	740-035329	X12J00008	CFP-100G-SR10
FPC 5	REV 06	750-024884	JW9769	MPC Type 2 3D EQ
CPU	REV 02	711-028401	JR6158	MPC PMB 2G Proto
MIC 0	REV 05	750-028387	JR6197	3D 4x 10GE XFP
PIC 0		BUILTIN	BUILTIN	2x 10GE XFP
Xcvr 0	REV 01	740-014289	T07M71112	XFP-10G-SR
Xcvr 1	REV 02	740-014289	T08L85610	XFP-10G-SR
PIC 1		BUILTIN	BUILTIN	2x 10GE XFP
MIC 1	REV 22	750-028392	YM0053	3D 20x 1GE(LAN) SFP
PIC 2		BUILTIN	BUILTIN	10x 1GE(LAN) SFP
Xcvr 0	REV 01	740-011613	AM0703S005B	SFP-SX
Xcvr 1	REV 01	740-011613	E07L01352	SFP-SX

PIC 3		BUILTIN	BUILTIN	10x 1GE(LAN) SFP
Xcvr 5	REV 01	740-013111	6500217	SFP-T
Xcvr 9	REV 02	740-013111	8499527	SFP-T
Fan Tray				Left Fan Tray

The PIC number for MIC 1 always starts from 2 (even if the first MIC is a 1X100GE CFP or a legacy MIC).

### show chassis hardware (QFX3500 Switches)

```
user@switch> show chassis hardware
Hardware inventory:
```

Item	Version	Part number	Serial number	Description
Chassis				QFX3500
Routing Engine 0		BUILTIN	BUILTIN	QFX Routing Engine
FPC 0	REV 04	750-044071	BBAR3902	QFX3500-48S4Q-AFI
CPU		BUILTIN	BUILTIN	FPC CPU
PIC 0		BUILTIN	BUILTIN	48x 10G-SFP+
PIC 1		BUILTIN	BUILTIN	15x 10G-SFP+
MGMT BRD	REV 02	750-044063	BBAR0398	QFX3500-MGMT-SFP-AFO
Xcvr 0	REV 01	740-011614	AC0946S0BD1	SFP-LX10
Xcvr 1	REV 02	740-013111	A281922	SFP-T
Power Supply 0	Rev 04	740-032091	UI00677	JPSU-650W-AC-AFI
Power Supply 1	REV 00	740-041741	VJ00162	JPSU-650W-AC-AFO
Fan Tray 0				QFX Fan Tray, Back to
Front Airflow				
Fan Tray 1				QFX Fan Tray, Back to
Front Airflow				
Fan Tray 2				QFX Fan Tray, Back to
Front Airflow				

### show chassis hardware detail (QFX3500 Switches)

```
user@switch> show chassis hardware detail
Hardware inventory:
```

Item	Version	Part number	Serial number	Description
Chassis			JN000TEST5	QFX3500
Routing Engine 0		BUILTIN	BUILTIN	QFX Routing Engine
FPC 0	REV 05	750-036931	EE0823	QFX3500-48S4Q-AFI
CPU		BUILTIN	BUILTIN	FPC CPU
PIC 0		BUILTIN	BUILTIN	48x 10G-SFP+
Xcvr 0	REV 01	740-030589	S99E270079	SFP+-10G-LPBK
Xcvr 1	REV 01	740-030589	S9AK450099	SFP+-10G-LPBK
Xcvr 2	REV 01	740-030589	S99E270078	SFP+-10G-LPBK
Xcvr 3	REV 01	740-030589	S9AK450098	SFP+-10G-LPBK
Xcvr 4	REV 01	740-030589	S99E270075	SFP+-10G-LPBK
Xcvr 5	REV 01	740-030589	S9AK450093	SFP+-10G-LPBK
Xcvr 6	REV 01	740-030589	S9AK450097	SFP+-10G-LPBK
Xcvr 7	REV 01	740-030589	S9AK450095	SFP+-10G-LPBK
Xcvr 8	REV 01	740-030589	S99E270072	SFP+-10G-LPBK
Xcvr 9	REV 01	740-030589	S99E270073	SFP+-10G-LPBK
Xcvr 10	REV 01	740-030589	S99E270080	SFP+-10G-LPBK
Xcvr 11	REV 01	740-030589	S9AK450169	SFP+-10G-LPBK
Xcvr 12	REV 01	740-030589	S99E270076	SFP+-10G-LPBK
Xcvr 13	REV 01	740-030589	S9AK450167	SFP+-10G-LPBK
Xcvr 14	REV 01	740-030589	S9AK450170	SFP+-10G-LPBK
Xcvr 15	REV 01	740-030589	S9AK450166	SFP+-10G-LPBK
Xcvr 16	REV 01	740-030589	S9AK450092	SFP+-10G-LPBK
Xcvr 17	REV 01	740-030589	S9AK450163	SFP+-10G-LPBK

Xcvr 18	REV 01	740-030589	S9AK450094	SFP+-10G-LPBK
Xcvr 19	REV 01	740-030589	S9AK450100	SFP+-10G-LPBK
Xcvr 20	REV 01	740-030589	S9AK450168	SFP+-10G-LPBK
Xcvr 21	REV 01	740-030589	S9AK450165	SFP+-10G-LPBK
Xcvr 22	REV 01	740-030589	S9AK450073	SFP+-10G-LPBK
Xcvr 23	REV 01	740-030589	S9AK450164	SFP+-10G-LPBK
Xcvr 24	REV 01	740-030589	S9AK450074	SFP+-10G-LPBK
Xcvr 25	REV 01	740-030589	SA62270195	SFP+-10G-LPBK
Xcvr 26	REV 01	740-030589	S9AK450078	SFP+-10G-LPBK
Xcvr 27	REV 01	740-030589	S9AK450024	SFP+-10G-LPBK
Xcvr 28	REV 01	740-030589	S9AK450027	SFP+-10G-LPBK
Xcvr 29	REV 01	740-030589	S9AK450080	SFP+-10G-LPBK
Xcvr 30	REV 01	740-030589	S9AK450030	SFP+-10G-LPBK
Xcvr 31	REV 01	740-030589	S9AK450025	SFP+-10G-LPBK
Xcvr 32	REV 01	740-030589	S9AK450023	SFP+-10G-LPBK
Xcvr 33	REV 01	740-030589	S9AK450075	SFP+-10G-LPBK
Xcvr 34	REV 01	740-030589	S9AK450161	SFP+-10G-LPBK
Xcvr 35	REV 01	740-030589	S9AK450071	SFP+-10G-LPBK
Xcvr 36	REV 01	740-030589	S9AK450072	SFP+-10G-LPBK
Xcvr 37	REV 01	740-030589	S9AK450022	SFP+-10G-LPBK
Xcvr 38	REV 01	740-030589	S9AK450021	SFP+-10G-LPBK
Xcvr 39	REV 01	740-030589	S9AK450175	SFP+-10G-LPBK
Xcvr 40	REV 01	740-030589	S9AK450162	SFP+-10G-LPBK
Xcvr 41	REV 01	740-030589	S99E270074	SFP+-10G-LPBK
Xcvr 42	REV 01	740-030589	S9AK450174	SFP+-10G-LPBK
Xcvr 43	REV 01	740-030589	S9AK450077	SFP+-10G-LPBK
Xcvr 44	REV 01	740-030589	S9AK450076	SFP+-10G-LPBK
Xcvr 45	REV 01	740-030589	S9AK450026	SFP+-10G-LPBK
Xcvr 46	REV 01	740-030589	S9AK450079	SFP+-10G-LPBK
Xcvr 47	REV 01	740-030589	S9AK450029	SFP+-10G-LPBK
PIC 1		BUILTIN	BUILTIN	15x 10G-SFP+
Xcvr 1	REV 01	740-032986	QA170087	QSFP+-40G-SR4
Xcvr 4	REV 01	740-032986	QA360442	QSFP+-40G-SR4
Xcvr 8	REV 01	740-032986	QA170091	QSFP+-40G-SR4
Xcvr 12	REV 01	740-032986	QA170042	QSFP+-40G-SR4
MGMT BRD	REV 08	750-036946	EE0731	QFX3500-MB
Power Supply 0	Rev 04	740-032091	UI00690	QFX PS 650W AC
Power Supply 1	Rev 04	740-032091	UI00679	QFX PS 650W AC
Fan Tray 0				QFX Fan Tray
Fan Tray 1				QFX Fan Tray

### show chassis hardware models (QFX3500 Switches)

```

user@switch> show chassis hardware models
Hardware inventory:
Item          Version  Part number  Serial number  FRU model number
Routing Engine 0      BUILTIN    BUILTIN
FPC 0          REV 02    711-032234  EC4074
Power Supply 0  PSMI 2C  11-d65800  --

```

### show chassis hardware clei-models (QFX3500 Switches)

```

user@switch> show chassis hardware clei-models
Hardware inventory:
Item          Version  Part number  CLEI code  FRU model number
Routing Engine 0      BUILTIN
FPC 0          REV 02    711-032234
Power Supply 0  PSMI 2C  11-d65800

```

**show chassis hardware clei-models (QFX5100 Switches)**

```

user@switch> show chassis hardware clei-models
Hardware inventory:
Item          Version  Part number  CLEI code      FRU model number
Routing Engine 0          BUILTIN    CMMNV10BRA
FPC 0          REV 01    611-053010  CMMNV10BRA
  PIC 0          BUILTIN    CMMNV10BRA
Power Supply 0  REV 03    740-053352  MUPABHBAA      JPSU-850W-AC-AFO
Power Supply 1  REV 03    740-053352  MUPABHBAA      JPSU-850W-AC-AFO
Fan Tray 0                      QFX5100-96S-FANAF0
Fan Tray 1                      QFX5100-96S-FANAF0
Fan Tray 2                      QFX5100-96S-FANAF0

```

**show chassis hardware interconnect-device (QFabric Systems)**

```

user@switch> show chassis hardware interconnect-device interconnect1
Hardware inventory:
Item          Version  Part number  Serial number  Description
Chassis              REV 07
Midplane            REV 07    750-021261  BH0208188289  QFX Midplane
CB 0                 REV 07    750-021261  BH0208188289  QFXIC08-CB4S

```

**show chassis hardware node-device (QFabric Systems)**

```

user@switch> show chassis hardware node-device node1
Routing Engine 0  BUILTIN    BUILTIN    QFX Routing Engine
node1            REV 05    711-032234  ED3694        QFX3500-48S4Q-AFI

CPU              BUILTIN    BUILTIN
PIC 0            BUILTIN    BUILTIN      FPC CPU
  Xcvr 8         REV 01    740-030658  AD0946A028B  48x 10G-SFP+
  ...              SFP+-10G-USR

```

**show chassis hardware (PTX5000 Packet Transport Router)**

```

user@host> show chassis hardware
Hardware inventory:
Item          Version  Part number  Serial number  Description
Chassis              JN11D1FD7AJA  PTX5000
Midplane            REV 03    711-031896  ABAC5589      Midplane-8S
FPM                 REV 08    760-030647  EG1679        Front Panel Display
PDU 0               Rev 05    740-032019  ZE00006       DC Power Dist Unit
  PSM 0             Rev 05    740-032022  ZJ00018       DC 12V Power Supply
  PSM 1             Rev 04    740-032022  ZC00052       DC 12V Power Supply
  PSM 2             Rev 04    740-032022  ZD00051       DC 12V Power Supply
  PSM 3             Rev 05    740-032022  ZJ00060       DC 12V Power Supply
CCG 0               REV 04    750-030653  EG3703        Clock Generator
CCG 1               REV 04    750-030653  EG3698        Clock Generator
Routing Engine 0  REV 05    740-026942  P737A-002231  RE-DUO-2600
Routing Engine 1  REV 06    740-026942  P737A-002438  RE-DUO-2600
CB 0               REV 08    750-030625  EG5519        Control Board
CB 1               REV 08    750-030625  EG5516        Control Board
FPC 0               REV 18    750-036844  EJ3080        FPC
  CPU               REV 12    711-030686  EJ3260        SNG PMB
FPC 2               REV 13    750-036844  EG5065        FPC
  CPU               REV 09    711-030686  EG4082        SNG PMB
  PIC 0             REV 14    750-031913  EG5127        24x 10GE(LAN) SFP+
  Xcvr 0            REV 01    740-031980  143363A00240  SFP+-10G-SR

```

Xcvr 1	REV 01	740-031981	UK90PZ1	SFP+-10G-LR
Xcvr 2	REV 01	740-031980	AD1141A04XH	SFP+-10G-SR
Xcvr 3	REV 01	740-031981	UK90Q46	SFP+-10G-LR
Xcvr 4	REV 01	740-031980	AD1141A04X4	SFP+-10G-SR
Xcvr 6	REV 01	740-031980	B11H02560	SFP+-10G-SR
Xcvr 7	REV 01	740-031980	B11C01589	SFP+-10G-SR
Xcvr 8	REV 01	740-031980	AD1141A04XF	SFP+-10G-SR
Xcvr 10	REV 01	740-031980	123363A01094	SFP+-10G-SR
Xcvr 11	REV 01	740-031980	AK80LKF	SFP+-10G-SR
Xcvr 12	REV 01	740-031980	183363A01528	SFP+-10G-SR
Xcvr 14	REV 01	740-031980	193363A01079	SFP+-10G-SR
Xcvr 15	REV 01	740-031980	AK80MC8	SFP+-10G-SR
Xcvr 16	REV 01	740-031980	AJCOBHC	SFP+-10G-SR
Xcvr 19	REV 01	740-021309	J08D26856	SFP+-10G-LR
Xcvr 21	REV 01	740-031980	AK80KCT	SFP+-10G-SR
Xcvr 22	REV 01	740-031981	UK90PZL	SFP+-10G-LR
Xcvr 23	REV 01	740-031980	AK80N1V	SFP+-10G-SR
FPC 3	REV 13	750-036844	EG5074	FPC
CPU	REV 09	711-030686	EG4064	SNG PMB
PIC 1	REV 10	750-031903	EG0325	SNG Load
FPC 5	REV 06	750-036844	EH3198	FPC
CPU				
PIC 0	REV 14	750-031913	EG5134	24x 10GE(LAN) SFP+
Xcvr 0	REV 01	740-031980	AK80LBH	SFP+-10G-SR
Xcvr 1	REV 01	740-031980	B11B03724	SFP+-10G-SR
Xcvr 2	REV 01	740-031980	AK80FMH	SFP+-10G-SR
Xcvr 5	REV 01	740-031980	B11J00818	SFP+-10G-SR
Xcvr 6	REV 01	740-031980	193363A00743	SFP+-10G-SR
Xcvr 7	REV 01	740-031980	B11B06125	SFP+-10G-SR
Xcvr 10	REV 01	740-031980	B11H02529	SFP+-10G-SR
Xcvr 11	REV 01	740-031980	AK80LFB	SFP+-10G-SR
Xcvr 12	REV 01	740-031980	193363A01061	SFP+-10G-SR
Xcvr 15	REV 01	740-031980	B11J00687	SFP+-10G-SR
Xcvr 16	REV 01	740-031980	193363A00738	SFP+-10G-SR
Xcvr 18	REV 01	740-031980	AK80MQX	SFP+-10G-SR
Xcvr 19	REV 01	740-021309	J08C17257	SFP+-10G-LR
Xcvr 22	REV 01	740-031980	B11J00730	SFP+-10G-SR
Xcvr 23	REV 01	740-031980	AK80KEE	SFP+-10G-SR
PIC 1	REV 08	750-036710	EG3105	2x 40GE CFP
Xcvr 0	REV 01	740-034554	B26OHLT	CFP-40G-LR4
Xcvr 1	REV 01	740-034554	B11C02847	CFP-40G-LR4
FPC 6	REV 18	750-036844	EJ4391	FPC
CPU	REV 12	711-030686	EJ3257	SNG PMB
FPC 7	REV 18	750-036844	EJ4382	FPC
CPU	REV 12	711-030686	EJ3238	SNG PMB
SPMB 0	REV 10	711-030686	EG5418	SNG PMB
SPMB 1	REV 09	711-030686	EG5373	SNG PMB
SIB 0	REV 07	750-030631	EG4858	SIB-I-8S
SIB 1	REV 07	750-030631	EG4872	SIB-I-8S
SIB 2	REV 07	750-030631	EG4866	SIB-I-8S
SIB 3	REV 07	750-030631	EG6011	SIB-I-8S
SIB 4	REV 07	750-030631	EG4907	SIB-I-8S
SIB 5	REV 07	750-030631	EG4879	SIB-I-8S
SIB 6	REV 07	750-030631	EG4864	SIB-I-8S
SIB 7	REV 07	750-030631	EG4899	SIB-I-8S
SIB 8	REV 07	750-030631	EG4880	SIB-I-8S
Fan Tray 0	REV 04	760-032784	EG1496	Vertical Fan Tray
Fan Tray 1	REV 04	760-030642	EG1335	Horizontal Fan Tray
Fan Tray 2	REV 02	760-030642	ED4952	Horizontal Fan Tray

## show chassis hardware (PTX5000 Packet Transport Router with AC PSM and PDU)

```

user@host> show chassis hardware
Hardware inventory:
Item          Version  Part number  Serial number  Description
Chassis                               JN12223A6AJA  PTX5000
Midplane      REV 16   750-035893  ACRA1350       Midplane-8S
FPM           REV 12   760-030647  BBBD5625       Front Panel Display
PDU 0         Rev 01   740-048338  1GB83360005    High Capacity AC WYE PDU

    PSM 0      Rev 01   740-048334  1GB43360074    High Capacity AC PSM
    PSM 1      Rev 01   740-048334  1GB43360001    High Capacity AC PSM
    PSM 2      Rev 01   740-048334  1GB43360104    High Capacity AC PSM
    PSM 3      Rev 01   740-048334  1GB43360042    High Capacity AC PSM
    PSM 4      Rev 01   740-048334  1GB43360068    High Capacity AC PSM
    PSM 5      Rev 01   740-048334  1GB43360080    High Capacity AC PSM
    PSM 6      Rev 01   740-048334  1GB43360046    High Capacity AC PSM
    PSM 7      Rev 01   740-048334  1GB43360100    High Capacity AC PSM
PDU 1         Rev 01   740-048338  1GB83360006    High Capacity AC WYE PDU

    PSM 0      Rev 01   740-048334  1GB43360069    High Capacity AC PSM
    PSM 1      Rev 01   740-048334  1GB43360099    High Capacity AC PSM
    PSM 2      Rev 01   740-048334  1GB43360050    High Capacity AC PSM
    PSM 3      Rev 01   740-048334  1GB43360095    High Capacity AC PSM
    PSM 4      Rev 01   740-048334  1GB43360101    High Capacity AC PSM
    PSM 5      Rev 01   740-048334  1GB43360075    High Capacity AC PSM
    PSM 6      Rev 01   740-048334  1GB43360047    High Capacity AC PSM
    PSM 7      Rev 01   740-048334  1GB43360019    High Capacity AC PSM
CCG 0         REV 09   750-030653  BBAZ5345       Clock Generator
...

```

## show chassis hardware (PTX5000 Packet Transport Router with FPC2-PTX-PIA)

```

user@host> show chassis hardware
Hardware inventory:
Item          Version  Part number  Serial number  Description
Chassis                               JN1204FC0AJA  PTX5000
Midplane      REV 11   750-035893  ACAB8038       Midplane-8S
FPM           REV 12   760-030647  BBBD5619       Front Panel
Display
PDU 0         Rev 04   740-048336  1GB93470043    High Capacity DC PDU
    PSM 0      Rev 04   740-046988  1GB63500184    High Capacity DC PSM
    PSM 2      Rev 04   740-046988  1GB63500169    High Capacity DC PSM
    PSM 4      Rev 04   740-046988  1GB63500306    High Capacity DC PSM
    PSM 6      Rev 04   740-046988  1GB63500074    High Capacity DC PSM
PDU 1         Rev 04   740-048336  1GB93470045    High Capacity DC PDU
    PSM 1      Rev 04   740-046988  1GB63500193    High Capacity DC PSM
    PSM 3      Rev 04   740-046988  1GB63500143    High Capacity DC PSM
    PSM 5      Rev 04   740-046988  1GB63500146    High Capacity DC PSM
    PSM 7      Rev 04   740-046988  1GB63500192    High Capacity DC PSM
CCG 0         REV 09   750-030653  BBBC1909       Clock Generator
CCG 1         REV 09   750-030653  BBBD2970       Clock Generator
...

```

## show chassis hardware clei-models (PTX5000 Packet Transport Router)

```

user@host> show chassis hardware clei-models
Hardware inventory:
Item          Version  Part number  CLEI code      FRU model number
FPM           REV 08   760-030647  PROTOXCLEI     CRAFT-PTX5000-S
PDU 0         Rev 05   740-032019  IPUPAHLKAA     PWR-SAN-PDU-DC

```

PSM 0	Rev 05	740-032022	IPUPAHNKAA	PSM-PTX-DC-120-S
PSM 1	Rev 04	740-032022	032022XXXX	PWR-SAN-12-DC
PSM 2	Rev 04	740-032022	032022XXXX	PWR-SAN-12-DC
PSM 3	Rev 05	740-032022	IPUPAHNKAA	PSM-PTX-DC-120-S
CCG 0	REV 04	750-030653	PROTOXCLEI	CCG-PTX-S
CCG 1	REV 04	750-030653	PROTOXCLEI	CCG-PTX-S
Routing Engine 0	REV 05	740-026942		RE-DUO-C2600-16G-S
Routing Engine 1	REV 06	740-026942		RE-DUO-C2600-16G-S
CB 0	REV 08	750-030625	PROTOXCLEI	CB-PTX-S
CB 1	REV 08	750-030625	PROTOXCLEI	CB-PTX-S
FPC 0	REV 18	750-036844	PROTOXCLEI	FPC-PTX-P1-A
FPC 2	REV 13	750-036844	PROTOXCLEI	FPC-PTX-P1-A
PIC 0	REV 14	750-031913	PROTOXCLEI	P1-PTX-24-10GE-SFPP
FPC 3	REV 13	750-036844	PROTOXCLEI	FPC-PTX-P1-A
FPC 5				
PIC 0	REV 14	750-031913	PROTOXCLEI	P1-PTX-24-10GE-SFPP
FPC 6	REV 18	750-036844	PROTOXCLEI	FPC-PTX-P1-A
FPC 7	REV 18	750-036844	PROTOXCLEI	FPC-PTX-P1-A
SIB 0	REV 07	750-030631	PROTOXCLEI	SIB-I-PTX5008
SIB 1	REV 07	750-030631	PROTOXCLEI	SIB-I-PTX5008
SIB 2	REV 07	750-030631	PROTOXCLEI	SIB-I-PTX5008
SIB 3	REV 07	750-030631	PROTOXCLEI	SIB-I-PTX5008
SIB 4	REV 07	750-030631	PROTOXCLEI	SIB-I-PTX5008
SIB 5	REV 07	750-030631	PROTOXCLEI	SIB-I-PTX5008
SIB 6	REV 07	750-030631	PROTOXCLEI	SIB-I-PTX5008
SIB 7	REV 07	750-030631	PROTOXCLEI	SIB-I-PTX5008
SIB 8	REV 07	750-030631	PROTOXCLEI	SIB-I-PTX5008
Fan Tray 1	REV 04	760-030642	PROTOXCLEI	FAN-PTX-H-S

#### show chassis hardware clei-models (PTX5000 Packet Transport Router with AC PSM and PDU)

```

user@host> show chassis hardware clei-models
Hardware inventory:

```

Item	Version	Part number	CLEI code	FRU model number
Midplane	REV 16	750-035893	IPMUN00ARA	CHAS-MP-PTX5000-S
FPM	REV 12	760-030647	IPUCA7SCAA	CRAFT-PTX5000-S
PDU 0	Rev 01	740-048338	PROTOACPDU	PDU2-PTX-AC-W
PSM 0	Rev 01	740-048334	PROTOACPSM	PSM2-PTX-AC
PSM 1	Rev 01	740-048334	PROTOACPSM	PSM2-PTX-AC
PSM 2	Rev 01	740-048334	PROTOACPSM	PSM2-PTX-AC
PSM 3	Rev 01	740-048334	PROTOACPSM	PSM2-PTX-AC
PSM 4	Rev 01	740-048334	PROTOACPSM	PSM2-PTX-AC
PSM 5	Rev 01	740-048334	PROTOACPSM	PSM2-PTX-AC
PSM 6	Rev 01	740-048334	PROTOACPSM	PSM2-PTX-AC
PSM 7	Rev 01	740-048334	PROTOACPSM	PSM2-PTX-AC
PDU 1	Rev 01	740-048338	PROTOACPDU	PDU2-PTX-AC-W
PSM 0	Rev 01	740-048334	PROTOACPSM	PSM2-PTX-AC
PSM 1	Rev 01	740-048334	PROTOACPSM	PSM2-PTX-AC
PSM 2	Rev 01	740-048334	PROTOACPSM	PSM2-PTX-AC
PSM 3	Rev 01	740-048334	PROTOACPSM	PSM2-PTX-AC
PSM 4	Rev 01	740-048334	PROTOACPSM	PSM2-PTX-AC
PSM 5	Rev 01	740-048334	PROTOACPSM	PSM2-PTX-AC
PSM 6	Rev 01	740-048334	PROTOACPSM	PSM2-PTX-AC
PSM 7	Rev 01	740-048334	PROTOACPSM	PSM2-PTX-AC
CCG 0	REV 09	750-030653	IPUCA7DCAA	CCG-PTX-S
...				

#### show chassis hardware clei-models (PTX5000 Packet Transport Router with FPC2-PTX-P1A)

```

user@host> show chassis hardware clei-models

```

## Hardware inventory:

Item	Version	Part number	CLEI code	FRU model number
Midplane	REV 11	750-035893	IPMUN00ARA	CHAS-MP-PTX5000-S
FPM	REV 12	760-030647	IPUCA7SCAA	CRAFT-PTX5000-S
PDU 0	Rev 04	740-048336	IPUPAL7KAA	PDU2-PTX-DC-S
PSM 0	Rev 04	740-046988	IPUPAL8KAA	PSM2-PTX-DC-S
PSM 2	Rev 04	740-046988	IPUPAL8KAA	PSM2-PTX-DC-S
PSM 4	Rev 04	740-046988	IPUPAL8KAA	PSM2-PTX-DC-S
PSM 6	Rev 04	740-046988	IPUPAL8KAA	PSM2-PTX-DC-S
PDU 1	Rev 04	740-048336	IPUPAL7KAA	PDU2-PTX-DC-S
PSM 1	Rev 04	740-046988	IPUPAL8KAA	PSM2-PTX-DC-S
PSM 3	Rev 04	740-046988	IPUPAL8KAA	PSM2-PTX-DC-S
PSM 5	Rev 04	740-046988	IPUPAL8KAA	PSM2-PTX-DC-S
PSM 7	Rev 04	740-046988	IPUPAL8KAA	PSM2-PTX-DC-S
CCG 0	REV 09	750-030653	IPUCA7DCAA	CCG-PTX-S
CCG 1	REV 09	750-030653	IPUCA7DCAA	CCG-PTX-S
...				

## show chassis hardware detail (PTX5000 Packet Transport Router)

```
user@host> show chassis hardware detail
```

## Hardware inventory:

Item	Version	Part number	Serial number	Description
Chassis			JN11D1FD7AJA	PTX5000
Midplane	REV 03	711-031896	ABAC5589	Midplane-8S
FPM	REV 08	760-030647	EG1679	Front Panel Display
PDU 0	Rev 05	740-032019	ZE00006	DC Power Dist Unit
PSM 0	Rev 05	740-032022	ZJ00018	DC 12V Power Supply
PSM 1	Rev 04	740-032022	ZC00052	DC 12V Power Supply
PSM 2	Rev 04	740-032022	ZD00051	DC 12V Power Supply
PSM 3	Rev 05	740-032022	ZJ00060	DC 12V Power Supply
CCG 0	REV 04	750-030653	EG3703	Clock Generator
CCG 1	REV 04	750-030653	EG3698	Clock Generator
Routing Engine 0	REV 05	740-026942	P737A-002231	RE-DUO-2600
ad0	3823 MB	SMART CF	201006190039C02DC02D	Compact Flash
ad1	62720 MB	SMART Lite SATA Drive	2011042300CF4C6B4C6B	Disk 1
Routing Engine 1	REV 06	740-026942	P737A-002438	RE-DUO-2600
ad0	3823 MB	SMART CF	20100619053455F055F0	Compact Flash
ad1	62720 MB	SMART Lite SATA Drive	20110423000AE8E7E8E7	Disk 1
CB 0	REV 08	750-030625	EG5519	Control Board
CB 1	REV 08	750-030625	EG5516	Control Board
FPC 0	REV 18	750-036844	EJ3080	FPC
CPU	REV 12	711-030686	EJ3260	SNG PMB
FPC 2	REV 13	750-036844	EG5065	FPC
CPU	REV 09	711-030686	EG4082	SNG PMB
PIC 0	REV 14	750-031913	EG5127	24x 10GE(LAN) SFP+
Xcvr 0	REV 01	740-031980	143363A00240	SFP+-10G-SR
Xcvr 1	REV 01	740-031981	UK90PZ1	SFP+-10G-LR
Xcvr 2	REV 01	740-031980	AD1141A04XH	SFP+-10G-SR
Xcvr 3	REV 01	740-031981	UK90Q46	SFP+-10G-LR
Xcvr 4	REV 01	740-031980	AD1141A04X4	SFP+-10G-SR
Xcvr 6	REV 01	740-031980	B11H02560	SFP+-10G-SR
Xcvr 7	REV 01	740-031980	B11C01589	SFP+-10G-SR
Xcvr 8	REV 01	740-031980	AD1141A04XF	SFP+-10G-SR
Xcvr 10	REV 01	740-031980	123363A01094	SFP+-10G-SR
Xcvr 11	REV 01	740-031980	AK80LKF	SFP+-10G-SR
Xcvr 12	REV 01	740-031980	183363A01528	SFP+-10G-SR
Xcvr 14	REV 01	740-031980	193363A01079	SFP+-10G-SR
Xcvr 15	REV 01	740-031980	AK80MC8	SFP+-10G-SR
Xcvr 16	REV 01	740-031980	AJC0BHC	SFP+-10G-SR
Xcvr 19	REV 01	740-021309	J08D26856	SFP+-10G-LR

Xcvr 21	REV 01	740-031980	AK80KCT	SFP+-10G-SR
Xcvr 22	REV 01	740-031981	UK90PZL	SFP+-10G-LR
Xcvr 23	REV 01	740-031980	AK80N1V	SFP+-10G-SR
FPC 3	REV 13	750-036844	EG5074	FPC
CPU	REV 09	711-030686	EG4064	SNG PMB
PIC 1	REV 10	750-031903	EG0325	SNG Load
FPC 5	REV 06	750-036844	EH3198	FPC
CPU				
PIC 0	REV 14	750-031913	EG5134	24x 10GE(LAN) SFP+
Xcvr 0	REV 01	740-031980	AK80LBH	SFP+-10G-SR
Xcvr 1	REV 01	740-031980	B11B03724	SFP+-10G-SR
Xcvr 2	REV 01	740-031980	AK80FMH	SFP+-10G-SR
Xcvr 5	REV 01	740-031980	B11J00818	SFP+-10G-SR
Xcvr 6	REV 01	740-031980	193363A00743	SFP+-10G-SR
Xcvr 7	REV 01	740-031980	B11B06125	SFP+-10G-SR
Xcvr 10	REV 01	740-031980	B11H02529	SFP+-10G-SR
Xcvr 11	REV 01	740-031980	AK80LFB	SFP+-10G-SR
Xcvr 12	REV 01	740-031980	193363A01061	SFP+-10G-SR
Xcvr 15	REV 01	740-031980	B11J00687	SFP+-10G-SR
Xcvr 16	REV 01	740-031980	193363A00738	SFP+-10G-SR
Xcvr 18	REV 01	740-031980	AK80MQX	SFP+-10G-SR
Xcvr 19	REV 01	740-021309	J08C17257	SFP+-10G-LR
Xcvr 22	REV 01	740-031980	B11J00730	SFP+-10G-SR
Xcvr 23	REV 01	740-031980	AK80KEE	SFP+-10G-SR
PIC 1	REV 08	750-036710	EG3105	2x 40GE CFP
Xcvr 0	REV 01	740-034554	B260HLT	CFP-40G-LR4
Xcvr 1	REV 01	740-034554	B11C02847	CFP-40G-LR4
FPC 6	REV 18	750-036844	EJ4391	FPC
CPU	REV 12	711-030686	EJ3257	SNG PMB
FPC 7	REV 18	750-036844	EJ4382	FPC
CPU	REV 12	711-030686	EJ3238	SNG PMB
SPMB 0	REV 10	711-030686	EG5418	SNG PMB
SPMB 1	REV 09	711-030686	EG5373	SNG PMB
SIB 0	REV 07	750-030631	EG4858	SIB-I-8S
SIB 1	REV 07	750-030631	EG4872	SIB-I-8S
SIB 2	REV 07	750-030631	EG4866	SIB-I-8S
SIB 3	REV 07	750-030631	EG6011	SIB-I-8S
SIB 4	REV 07	750-030631	EG4907	SIB-I-8S
SIB 5	REV 07	750-030631	EG4879	SIB-I-8S
SIB 6	REV 07	750-030631	EG4864	SIB-I-8S
SIB 7	REV 07	750-030631	EG4899	SIB-I-8S
SIB 8	REV 07	750-030631	EG4880	SIB-I-8S
Fan Tray 0	REV 04	760-032784	EG1496	Vertical Fan Tray
Fan Tray 1	REV 04	760-030642	EG1335	Horizontal Fan Tray
Fan Tray 2	REV 02	760-030642	ED4952	Horizontal Fan Tray

### show chassis hardware detail (PTX5000 Packet Transport Router with AC PSM and PDU)

```
user@host> show chassis hardware detail
```

Hardware inventory:				
Item	Version	Part number	Serial number	Description
Chassis			JN12223A6AJA	PTX5000
Midplane	REV 16	750-035893	ACRA1350	Midplane-8S
FPM	REV 12	760-030647	BBBD5625	Front Panel Display
PDU 0	Rev 01	740-048338	1GB83360005	High Capacity AC WYE PDU
PSM 0	Rev 01	740-048334	1GB43360074	High Capacity AC PSM
PSM 1	Rev 01	740-048334	1GB43360001	High Capacity AC PSM
PSM 2	Rev 01	740-048334	1GB43360104	High Capacity AC PSM
PSM 3	Rev 01	740-048334	1GB43360042	High Capacity AC PSM
PSM 4	Rev 01	740-048334	1GB43360068	High Capacity AC PSM

PSM 5	Rev 01	740-048334	1GB43360080	High Capacity AC PSM
PSM 6	Rev 01	740-048334	1GB43360046	High Capacity AC PSM
PSM 7	Rev 01	740-048334	1GB43360100	High Capacity AC PSM
PDU 1	Rev 01	740-048338	1GB83360006	High Capacity AC WYE PDU
PSM 0	Rev 01	740-048334	1GB43360069	High Capacity AC PSM
PSM 1	Rev 01	740-048334	1GB43360099	High Capacity AC PSM
PSM 2	Rev 01	740-048334	1GB43360050	High Capacity AC PSM
PSM 3	Rev 01	740-048334	1GB43360095	High Capacity AC PSM
PSM 4	Rev 01	740-048334	1GB43360101	High Capacity AC PSM
PSM 5	Rev 01	740-048334	1GB43360075	High Capacity AC PSM
PSM 6	Rev 01	740-048334	1GB43360047	High Capacity AC PSM
PSM 7	Rev 01	740-048334	1GB43360019	High Capacity AC PSM
CCG 0	REV 09	750-030653	BBAZ5345	Clock Generator

### show chassis hardware detail (PTX5000 Packet Transport Router with FPC2-PTX-P1A)

```

user@host> show chassis hardware detail
Hardware inventory:
Item              Version  Part number  Serial number  Description
Chassis                               JN1204FC0AJA  PTX5000
Midplane          REV 11    750-035893   ACAB8038      Midplane-8S
FPM               REV 12    760-030647   BBBD5619      Front Panel
Display
PDU 0             Rev 04    740-048336   1GB93470043   High Capacity DC PDU
  PSM 0           Rev 04    740-046988   1GB63500184   High Capacity DC PSM
  PSM 2           Rev 04    740-046988   1GB63500169   High Capacity DC PSM
  PSM 4           Rev 04    740-046988   1GB63500306   High Capacity DC PSM
  PSM 6           Rev 04    740-046988   1GB63500074   High Capacity DC PSM
PDU 1             Rev 04    740-048336   1GB93470045   High Capacity DC PDU
  PSM 1           Rev 04    740-046988   1GB63500193   High Capacity DC PSM
  PSM 3           Rev 04    740-046988   1GB63500143   High Capacity DC PSM
  PSM 5           Rev 04    740-046988   1GB63500146   High Capacity DC PSM
  PSM 7           Rev 04    740-046988   1GB63500192   High Capacity DC PSM
CCG 0             REV 09    750-030653   BBBC1909      Clock Generator
CCG 1             REV 09    750-030653   BBBD2970      Clock Generator
...

```

### show chassis hardware models (PTX5000 Packet Transport Router)

```

user@host> show chassis hardware models
Hardware inventory:
Item              Version  Part number  Serial number  FRU model number
FPM               REV 08    760-030647   EG1679         CRAFT-PTX5000-S
PDU 0             Rev 05    740-032019   ZE00006        PWR-SAN-PDU-DC
  PSM 0           Rev 05    740-032022   ZJ00018        PSM-PTX-DC-120-S
  PSM 1           Rev 04    740-032022   ZC00052        PWR-SAN-12-DC
  PSM 2           Rev 04    740-032022   ZD00051        PWR-SAN-12-DC
  PSM 3           Rev 05    740-032022   ZJ00060        PSM-PTX-DC-120-S
CCG 0             REV 04    750-030653   EG3703         CCG-PTX-S
CCG 1             REV 04    750-030653   EG3698         CCG-PTX-S
Routing Engine 0  REV 05    740-026942   P737A-002231   RE-DUO-C2600-16G-S
Routing Engine 1  REV 06    740-026942   P737A-002438   RE-DUO-C2600-16G-S
CB 0              REV 08    750-030625   EG5519         CB-PTX-S
CB 1              REV 08    750-030625   EG5516         CB-PTX-S
FPC 0             REV 18    750-036844   EJ3080         FPC-PTX-P1-A
FPC 2             REV 13    750-036844   EG5065         FPC-PTX-P1-A
  PIC 0           REV 14    750-031913   EG5127         P1-PTX-24-10GE-SFPP
FPC 3             REV 13    750-036844   EG5074         FPC-PTX-P1-A
FPC 5
  PIC 0           REV 14    750-031913   EG5134         P1-PTX-24-10GE-SFPP

```

FPC 6	REV 18	750-036844	EJ4391	FPC-PTX-P1-A
FPC 7	REV 18	750-036844	EJ4382	FPC-PTX-P1-A
SIB 0	REV 07	750-030631	EG4858	SIB-I-PTX5008
SIB 1	REV 07	750-030631	EG4872	SIB-I-PTX5008
SIB 2	REV 07	750-030631	EG4866	SIB-I-PTX5008
SIB 3	REV 07	750-030631	EG6011	SIB-I-PTX5008
SIB 4	REV 07	750-030631	EG4907	SIB-I-PTX5008
SIB 5	REV 07	750-030631	EG4879	SIB-I-PTX5008
SIB 6	REV 07	750-030631	EG4864	SIB-I-PTX5008
SIB 7	REV 07	750-030631	EG4899	SIB-I-PTX5008
SIB 8	REV 07	750-030631	EG4880	SIB-I-PTX5008
Fan Tray 1	REV 04	760-030642	EG1335	FAN-PTX-H-S

### show chassis hardware models (PTX5000 Packet Transport Router with AC PSM and PDU)

```

user@host> show chassis hardware models
Hardware inventory:

```

Item	Version	Part number	Serial number	FRU model number
Midplane	REV 16	750-035893	ACRA1350	CHAS-MP-PTX5000-S
FPM	REV 12	760-030647	BBBD5625	CRAFT-PTX5000-S
PDU 0	Rev 01	740-048338	1GB83360005	PDU2-PTX-AC-W
PSM 0	Rev 01	740-048334	1GB43360074	PSM2-PTX-AC
PSM 1	Rev 01	740-048334	1GB43360001	PSM2-PTX-AC
PSM 2	Rev 01	740-048334	1GB43360104	PSM2-PTX-AC
PSM 3	Rev 01	740-048334	1GB43360042	PSM2-PTX-AC
PSM 4	Rev 01	740-048334	1GB43360068	PSM2-PTX-AC
PSM 5	Rev 01	740-048334	1GB43360080	PSM2-PTX-AC
PSM 6	Rev 01	740-048334	1GB43360046	PSM2-PTX-AC
PSM 7	Rev 01	740-048334	1GB43360100	PSM2-PTX-AC
PDU 1	Rev 01	740-048338	1GB83360006	PDU2-PTX-AC-W
PSM 0	Rev 01	740-048334	1GB43360069	PSM2-PTX-AC
PSM 1	Rev 01	740-048334	1GB43360099	PSM2-PTX-AC
PSM 2	Rev 01	740-048334	1GB43360050	PSM2-PTX-AC
PSM 3	Rev 01	740-048334	1GB43360095	PSM2-PTX-AC
PSM 4	Rev 01	740-048334	1GB43360101	PSM2-PTX-AC
PSM 5	Rev 01	740-048334	1GB43360075	PSM2-PTX-AC
PSM 6	Rev 01	740-048334	1GB43360047	PSM2-PTX-AC
PSM 7	Rev 01	740-048334	1GB43360019	PSM2-PTX-AC
CCG 0	REV 09	750-030653	BBAZ5345	CCG-PTX-S
...				

### show chassis hardware models (PTX5000 Packet Transport Router with FPC2-PTX-P1A)

```

user@host> show chassis hardware models
Hardware inventory:

```

Item	Version	Part number	Serial number	FRU model number
Midplane	REV 11	750-035893	ACAB8038	CHAS-MP-PTX5000-S
FPM	REV 12	760-030647	BBBD5619	CRAFT-PTX5000-S
PDU 0	Rev 04	740-048336	1GB93470043	PDU2-PTX-DC-S
PSM 0	Rev 04	740-046988	1GB63500184	PSM2-PTX-DC-S
PSM 2	Rev 04	740-046988	1GB63500169	PSM2-PTX-DC-S
PSM 4	Rev 04	740-046988	1GB63500306	PSM2-PTX-DC-S
PSM 6	Rev 04	740-046988	1GB63500074	PSM2-PTX-DC-S
PDU 1	Rev 04	740-048336	1GB93470045	PDU2-PTX-DC-S
PSM 1	Rev 04	740-046988	1GB63500193	PSM2-PTX-DC-S
PSM 3	Rev 04	740-046988	1GB63500143	PSM2-PTX-DC-S
PSM 5	Rev 04	740-046988	1GB63500146	PSM2-PTX-DC-S
PSM 7	Rev 04	740-046988	1GB63500192	PSM2-PTX-DC-S
CCG 0	REV 09	750-030653	BBBC1909	CCG-PTX-S
CCG 1	REV 09	750-030653	BBBD2970	CCG-PTX-S
...				

**show chassis hardware extensive (PTX5000 Packet Transport Router)**

```

user@host> show chassis hardware extensive
Hardware inventory:
Item              Version  Part number  Serial number  Description
.....
PDU 0             Rev 04   740-032019   UE0003         DC Power Dist Unit
Jedec Code:      0x7fb0          EEPROM Version: 0x02
P/N:             740-032019        S/N:           UE0003
Assembly ID:     0x043d        Assembly Version: 04.00
Date:            11-29-2010    Assembly Flags: 0x00
Version:         Rev 04        CLEI Code:     032022XXXX
ID: DC Power Dist Unit        FRU Model Number: PWR-SAN-PDU-DC
Board Information Record:
Address 0x00: ff ff ff ff ff ff ff ff ff ff ff ff ff ff ff ff
I2C Hex Data:
Address 0x00: 7f b0 02 ff 04 3d 04 00 52 65 76 20 30 34 00 00
Address 0x10: 00 00 00 00 37 34 30 2d 30 33 32 30 31 39 00 00
Address 0x20: 53 2f 4e 20 55 45 30 30 30 33 00 00 00 1d 0b 07
Address 0x30: da ff ff ff ff ff ff ff ff ff ff ff ff ff ff ff
Address 0x40: ff ff ff ff 01 30 33 32 30 32 32 58 58 58 58 50
Address 0x50: 57 52 2d 53 41 4e 2d 50 44 55 2d 44 43 00 00 00
Address 0x60: 00 00 00 00 00 00 00 00 00 00 00 00 00 00 00 00
Address 0x70: 00 00 00 a3 ff ff ff ff ff ff ff ff ff ff ff ff
PSM 0             Rev 04   740-032022   YG00065        DC 12V Power Supply
Module
Jedec Code:      0x7fb0          EEPROM Version: 0x02
P/N:             740-032022        S/N:           YG00065
Assembly ID:     0x0440        Assembly Version: 04.00
Date:            07-30-2010    Assembly Flags: 0x00
Version:         Rev 04        CLEI Code:     032022XXXX
ID: DC 12V Power Supply Module FRU Model Number: PWR-SAN-12-DC
Board Information Record:
Address 0x00: ff ff ff ff ff ff ff ff ff ff ff ff ff ff ff ff
I2C Hex Data:
Address 0x00: 7f b0 02 ff 04 40 04 00 52 65 76 20 30 34 00 00
Address 0x10: 00 00 00 00 37 34 30 2d 30 33 32 30 32 32 00 00
Address 0x20: 53 2f 4e 20 59 47 30 30 30 36 35 00 00 1e 07 07
Address 0x30: da ff ff ff ff ff ff ff ff ff ff ff ff ff ff ff
Address 0x40: ff ff ff ff 01 30 33 32 30 32 32 58 58 58 58 50
Address 0x50: 57 52 2d 53 41 4e 2d 31 32 2d 44 43 20 20 20 20
Address 0x60: 20 20 20 20 20 20 01 00 ff ff ff ff ff ff ff ff
Address 0x70: ff ff ff 0c ff ff ff ff ff ff ff ff ff ff ff ff

```

**show chassis hardware (MX Routers with Media Services Blade [MSB])**

```

user@switch> show chassis hardware
Hardware inventory:
Item              Version  Part number  Serial number  Description
Chassis           JN1100FB1AFB  MX480
Midplane          REV 05   710-017414   TR3310         MX480 Midplane
FPM Board         REV 02   710-017254   KG1872         Front Panel Display
PEM 2            Rev 02   740-017343   QCS0812A00N    DC Power Entry Module
PEM 3            Rev 02   740-017343   QCS0812A00U    DC Power Entry Module
Routing Engine 0  REV 07   740-015113   1000740938     RE-S-1300
CB 0             REV 03   710-021523   KF4630         MX SCB
FPC 1            REV 11   750-037207   ZW9726         AS-MCC
  CPU            REV 04   711-038173   ZW4819         AS-MCC PMB
  MIC 0          REV 06   750-037214   ZW3574         AS-MSC
    PIC 0        BUILTIN  BUILTIN        AS-MSC
  MIC 1          REV 00   750-037211         AS-MXC

```

PIC 2                      BUILTIN                      BUILTIN                      AS-MXC

### show chassis hardware extensive (MX Routers with Media Services Blade [MSB])

```

user@switch> show chassis hardware extensive
FPC 1                      REV 11    750-037207    ZW9726                      AS-MCC
Jedec Code:    0x7fb0                      EEPROM Version:    0x02
P/N:            750-037207                      S/N:                ZW9726
Assembly ID:   0x0b37                      Assembly Version:   01.11
Date:           02-17-2012                      Assembly Flags:    0x00
Version:        REV 11                      CLEI Code:         PROTOXCLEI
ID: AS-MCC                      FRU Model Number: 750-037207
Board Information Record:
Address 0x00: ff ff ff ff ff ff ff ff ff ff ff ff ff ff ff ff
I2C Hex Data:
Address 0x00: 7f b0 02 ff 0b 37 01 0b 52 45 56 20 31 31 00 00
Address 0x10: 00 00 00 00 37 35 30 2d 30 33 37 32 30 37 00 00
Address 0x20: 53 2f 4e 20 5a 57 39 37 32 36 00 00 00 11 02 07
Address 0x30: dc ff ff ff ff ff ff ff ff ff ff ff ff ff ff ff
Address 0x40: ff ff ff ff 01 50 52 4f 54 4f 58 43 4c 45 49 37
Address 0x50: 35 30 2d 30 33 37 32 30 37 00 00 00 00 00 00 00
Address 0x60: 00 00 00 00 00 00 31 31 00 ff ff ff ff ff ff ff
Address 0x70: ff ff ff 5e ff ff ff ff ff ff ff ff ff ff ff ff
CPU                      REV 04    711-038173    ZW4819                      AS-MCC-PMB
Jedec Code:    0x7fb0                      EEPROM Version:    0x02
P/N:            711-038173                      S/N:                ZW4819
Assembly ID:   0x0b38                      Assembly Version:   01.04
Date:           12-30-2011                      Assembly Flags:    0x00
Version:        REV 04
ID: AS-MCC PMB
Board Information Record:
Address 0x00: ff ff ff ff ff ff ff ff ff ff ff ff ff ff ff ff
I2C Hex Data:
Address 0x00: 7f b0 02 ff 0b 38 01 04 52 45 56 20 30 34 00 00
Address 0x10: 00 00 00 00 37 31 31 2d 30 33 38 31 37 33 00 00
Address 0x20: 53 2f 4e 20 5a 57 34 38 31 39 00 00 00 1e 0c 07
Address 0x30: db ff ff ff ff ff ff ff ff ff ff ff ff ff ff ff
Address 0x40: ff ff ff ff 00 50 52 4f 54 4f 58 43 4c 45 49 37
Address 0x50: 31 31 2d 30 33 38 31 37 33 00 00 00 00 00 00 00
Address 0x60: 00 00 00 00 00 00 30 34 00 ff ff ff ff ff ff ff
Address 0x70: ff ff ff 60 00 00 00 00 00 00 00 00 00 00 00 00
MIC 0                      REV 06    750-037214    ZW3574                      AS-MSC
Jedec Code:    0x7fb0                      EEPROM Version:    0x02
P/N:            750-037214                      S/N:                ZW3574
Assembly ID:   0x0a44                      Assembly Version:   01.06
Date:           02-19-2012                      Assembly Flags:    0x00
Version:        REV 06                      CLEI Code:         PROTOXCLEI
ID: AS-MSC                      FRU Model Number: 750-037214
Board Information Record:
Address 0x00: ff ff ff ff ff ff ff ff ff ff ff ff ff ff ff ff
I2C Hex Data:
Address 0x00: 7f b0 02 ff 0a 44 01 06 52 45 56 20 30 36 00 00
Address 0x10: 00 00 00 00 37 35 30 2d 30 33 37 32 31 34 00 00
Address 0x20: 53 2f 4e 20 5a 57 33 35 37 34 00 00 00 13 02 07
Address 0x30: dc ff ff ff ff ff ff ff ff ff ff ff ff ff ff ff
Address 0x40: ff ff ff ff 01 50 52 4f 54 4f 58 43 4c 45 49 37
Address 0x50: 35 30 2d 30 33 37 32 31 34 00 00 00 00 00 00 00
Address 0x60: 00 00 00 00 00 00 30 36 00 ff ff ff ff ff ff ff
Address 0x70: ff ff ff 60 c0 03 e5 f4 00 00 00 00 00 00 00 00
PIC 0                      BUILTIN                      BUILTIN                      AS-MSC

```

```

MIC 1          REV 00    750-037211          AS-MXC
Jedec Code:    0x7fb0          EEPROM Version: 0x01
P/N:           750-037211
Assembly ID:   0x0a43          Assembly Version: 01.00
Date:          255-255-65535   Assembly Flags: 0x00
Version:       REV 00
ID: AS-MXC
Board Information Record:
Address 0x00: ff ff ff ff ff ff ff ff ff ff ff ff ff ff ff ff
I2C Hex Data:
Address 0x00: 7f b0 01 ff 0a 43 01 00 52 45 56 20 30 30 00 00
Address 0x10: 00 00 00 00 37 35 30 2d 30 33 37 32 31 31 00 00
Address 0x20: 00 00 00 00 00 00 00 00 00 00 00 00 00 00 ff ff
Address 0x30: ff ff ff ff ff ff ff ff ff ff ff ff ff ff ff
Address 0x40: ff ff ff ff 00 ff ff ff ff ff ff ff ff ff ff
Address 0x50: ff ff ff ff ff ff ff ff ff ff ff ff ff ff ff
Address 0x60: ff ff ff ff ff ff ff ff ff ff ff ff ff ff ff
Address 0x70: ff ff ff ff c0 02 e6 6c 7f b0 02 ff 0a 44 01 06
PIC 2          BUILTIN      BUILTIN      AS-MXC

```

### show chassis hardware (QFX3500 Switch running Enhanced Layer 2 Software)

```

user@switch> show chassis hardware
Hardware inventory:
Item          Version  Part number  Serial number  Description
Chassis                               P3566         QFX3500
Pseudo CB 0
Routing Engine 0
FPC 0          REV 16    750-036931   BUILTIN        QFX Routing Engine
CPU            BUILTIN   BUILTIN      P3566-C         QFX3500-48S4Q
PIC 0          BUILTIN   BUILTIN      FPC CPU         FPC CPU
Xcvr 12        REV 01    740-030658   AD1125A0438    48x 10G-SFP+
Xcvr 13        REV 01    740-030658   AD1125A02GN    SFP+-10G-USR
PIC 1          BUILTIN   BUILTIN      4x 40G-QSFP+
PIC 2
MGMT BRD       REV 10    750-036946   BBAW0328       QFX3500-MGMT-RJ45-AFI
Power Supply 0 Rev 05    740-032091   WA13035        JPSU-650W-AC-AFI
Power Supply 1
Fan Tray 0                               QFX3500 Fan Tray, Front
to Back Airflow
Fan Tray 1                               QFX3500 Fan Tray, Front
to Back Airflow
Fan Tray 2                               QFX3500 Fan Tray, Front
to Back Airflow

```

### show chassis hardware (QFX5100 Switch running Enhanced Layer 2 Software)

```

user@switch> show chassis hardware
Hardware inventory:
Item          Version  Part number  Serial number  Description
Chassis                               TB3113280048  QFX5100-24Q-2P
Pseudo CB 0
Routing Engine 0
FPC 0          REV 02    650-049942   TB3113280048   QFX Routing Engine
CPU            BUILTIN   BUILTIN      QFX5100-24Q-2P QFX5100-24Q-2P
PIC 0          BUILTIN   BUILTIN      FPC CPU         FPC CPU
Xcvr 8         REV 01    740-032986   QA470143       24x 40G-QSFP    QSFP+-40G-SR4
Xcvr 14        REV 01    740-032986   QB500525       QSFP+-40G-SR4
PIC 1          REV 02    611-049555   RR3113310169   QFX-EM-4Q       QFX-EM-4Q
Xcvr 0         REV 01    740-032986   QC440904       QSFP+-40G-SR4

```

Xcvr 1	REV 01	740-032986	QB240154	QSFP+-40G-SR4
Xcvr 2	REV 01	740-035085	018110105	QSFP+-40G-LPBK
PIC 2	REV 02	611-049555	RR3113310209	QFX-EM-4Q
Xcvr 0	REV 01	740-032986	QB190270	QSFP+-40G-SR4
Xcvr 1	REV 01	740-035085	018110063	QSFP+-40G-LPBK
Xcvr 2	REV 01	740-032986	QB210034	QSFP+-40G-SR4
Power Supply 0	REV 03	740-041741	1GA23110973	JPSU-650W-AC-AFO
Power Supply 1	REV 03	740-041741	1GA23090878	JPSU-650W-AC-AFO
Fan Tray 0				QFX5100 Fan Tray 0, Front
to Back Airflow - AFO				
Fan Tray 1				QFX5100 Fan Tray 1, Front
to Back Airflow - AFO				
Fan Tray 2				QFX5100 Fan Tray 2, Front
to Back Airflow - AFO				
Fan Tray 3				QFX5100 Fan Tray 3, Front
to Back Airflow - AFO				
Fan Tray 4				QFX5100 Fan Tray 4, Front
to Back Airflow - AFO				

## show chassis location

<b>List of Syntax</b>	<a href="#">Syntax on page 329</a> <a href="#">Syntax (TX Matrix Router) on page 329</a> <a href="#">Syntax (TX Matrix Plus Router) on page 329</a> <a href="#">Syntax (MX Series Router) on page 329</a> <a href="#">Syntax (QFX Series) on page 329</a> <a href="#">Syntax (OCX Series) on page 329</a>
<b>Syntax</b>	show chassis location
<b>Syntax (TX Matrix Router)</b>	show chassis location <fpc   interface (by-name <i>name</i>   by-slot fpc number lcc number)   lcc number   scc>
<b>Syntax (TX Matrix Plus Router)</b>	show chassis location <fpc   interface (by-name <i>name</i>   by-slot fpc number lcc number)   lcc number   sfc number>
<b>Syntax (MX Series Router)</b>	show chassis location <all-members> <local> <member <i>member-id</i> >
<b>Syntax (QFX Series)</b>	show chassis location <interconnect-device <i>name</i> > <node-device <i>name</i> >
<b>Syntax (OCX Series)</b>	show chassis location
<b>Release Information</b>	Command introduced before Junos OS Release 7.4. Command introduced in Junos OS Release 9.0 for EX Series switches. <b>sfc</b> option introduced for the TX Matrix Plus router in Junos OS Release 9.6. Command introduced in Junos OS Release 11.1 for the QFX Series. Command introduced in Junos OS Release 14.1X53-D20 for the OCX Series.
<b>Description</b>	Display the physical location of the chassis. This command can only be used on the master Routing Engine.
<b>Options</b>	<p><b>none</b>—Display all information about the physical location of the chassis. On a TX Matrix router, display all information about the physical location of the TX Matrix router and its attached T640 routers. On a TX Matrix Plus router, display all information about the physical location of the TX Matrix Plus router and its attached routers.</p> <p><b>all-members</b>—(MX Series routers only) (Optional) Display the physical location of the chassis for all the member routers in the Virtual Chassis configuration.</p> <p><b>fpc</b>—(TX Matrix router and TX Matrix Plus router only) (Optional) Display the physical location of all Flexible PIC Concentrators (FPCs).</p> <p><b>interconnect-device <i>name</i></b>—(QFabric systems only) (Optional) Display the physical location of the Interconnect device.</p>

**interface by-name *name***—(TX Matrix and TX Matrix Plus routers only) (Optional) Display the physical location of a specified interface name. On a TX Matrix router, this option displays the FPC number and T640 router (line-card chassis) number associated with the specified interface. On a TX Matrix Plus router, this option displays the FPC number and router (line-card chassis) number associated with the specified interface.

**interface by-slot *fpc number lcc number***—(TX Matrix and TX Matrix Plus router only) (Optional) On a TX Matrix router, display the global FPC number of an interface by specifying its local FPC number and T640 router (line-card chassis) number. On a TX Matrix Plus router, display the global FPC number of an interface by specifying its local FPC number and router (line-card chassis) number.

- The global FPC number is the FPC slot number when all the FPC slots in the routing matrix are considered: **0** through **31**. On TX Matrix Plus router with 3D SIBs, the value is **0** through **63**. The local FPC number is the FPC slot number on a particular T640 router.
- For **fpc**, replace *number* with a value from **0** through **7**.
- For **lcc**, replace *number* with a value from **0** through **7**.

**lcc *number***—(TX Matrix and TX Matrix Plus routers only) (Optional) On a TX Matrix router, display the physical location of a specified T640 router (line-card chassis) that is connected to a TX Matrix router. On a TX Matrix Plus router, display the physical location of a specified router (line-card chassis) that is connected to a TX Matrix Plus router.

Replace *number* with the following values depending on the LCC configuration:

- 0 through 3, when T640 routers are connected to a TX Matrix router in a routing matrix.
- 0 through 3, when T1600 routers are connected to a TX Matrix Plus router in a routing matrix.
- 0 through 7, when T1600 routers are connected to a TX Matrix Plus router with 3D SIBs in a routing matrix.
- 0, 2, 4, or 6, when T4000 routers are connected to a TX Matrix Plus router with 3D SIBs in a routing matrix.

**local**—(MX Series routers only) (Optional) Display the physical location of the chassis for the local Virtual Chassis member.

**member *member-id***—(MX Series routers only) (Optional) Display the physical location of the chassis for the specified member of the Virtual Chassis configuration. Replace *member-id* with a value of 0 or 1.

**node-device *name***—(QFabric systems only) (Optional) Display the physical location of the Node device.

**scc**—(TX Matrix routers only) (Optional) Display the physical location of the TX Matrix router (switch-card chassis).

**sfc**—(TX Matrix Plus routers only) (Optional) Display the physical location of the TX Matrix Plus router (or switch-fabric chassis).

**Required Privilege Level** view

**Related Documentation** • [Displaying Chassis Physical Locations for a Routing Matrix with a TX Matrix Plus Router](#)

**List of Sample Output** [show chassis location on page 331](#)  
[show chassis location fpc \(TX Matrix Router\) on page 332](#)  
[show chassis location interface by-slot \(TX Matrix Router\) on page 332](#)  
[show chassis location fpc \(TX Matrix Plus Router\) on page 332](#)  
[show chassis location interface by-slot \(TX Matrix Plus Router\) on page 332](#)  
[show chassis location \(QFX Series and OCX Series\) on page 332](#)  
[show chassis location \(QFabric Systems\) on page 332](#)

**Output Fields** [Table 12 on page 331](#) lists the output fields for the **show chassis location** command. Output fields are listed in the approximate order in which they appear.

**Table 12: show chassis location Output Fields**

Field Name	Field Description
country-code	Country code information.
postal-code	Postal code information.
Building	Building information.
Floor	Floor information.
Global FPC	Global FPC number. The FPC slot number, when all FPC slots in the routing matrix are considered. The range of values is 0 through 31. On TX Matrix Plus router with 3D SIBs the value is 0 through 63.
LATA	Local access transport area information.
LCC	Line-card chassis number. On a TX Matrix router, the number of a particular T640 router connected to the TX Matrix router. On a TX Matrix Plus router, the number of a particular router connected to the TX Matrix Plus router.
Local FPC	Local FPC number. On a TX Matrix router, the FPC slot number on a particular T640 router. On a TX Matrix Plus router, the FPC slot number on a particular router.

## Sample Output

**show chassis location**

```
user@host> show chassis location
```

```
country-code: US
postal-code: 94404
Building: Building 2, Floor: 2
```

#### show chassis location fpc (TX Matrix Router)

```
user@host> show chassis location fpc
Global FPC    LCC    Local FPC
      17         2         1
      21         2         5
```

#### show chassis location interface by-slot (TX Matrix Router)

```
user@host> show chassis location interface by-slot fpc 1 lcc 1
Global FPC: 9
```

#### show chassis location fpc (TX Matrix Plus Router)

```
user@host> show chassis location fpc
Global FPC    LCC    Local FPC
      0         0         0
      1         0         1
```

#### show chassis location interface by-slot (TX Matrix Plus Router)

```
user@host> show chassis location interface by-slot fpc 2 lcc 1
Global FPC: 10
```

#### show chassis location (QFX Series and OCX Series)

```
user@switch> show chassis location
country-code: US
postal-code: 94404
Building: Building 2, Floor: 2
```

#### show chassis location (QFabric Systems)

```
user@switch> show chassis location interconnect-device interconnect1
country-code: US
postal-code: 94404
Building: Building 2, Floor: 2
```

## show chassis pic

<b>List of Syntax</b>	<a href="#">Syntax on page 333</a> <a href="#">Syntax (TX Matrix and TX Matrix Plus Routers) on page 333</a> <a href="#">Syntax (MX Series Routers) on page 333</a> <a href="#">Syntax (MX104, MX2010 and MX2020 3D Universal Edge Routers) on page 333</a> <a href="#">Syntax (PTX Series Packet Transport Router) on page 333</a> <a href="#">Syntax (QFX Series) on page 333</a> <a href="#">Syntax (OCX Series) on page 333</a> <a href="#">Syntax (ACX Series Universal Access Routers) on page 333</a>
<b>Syntax</b>	<code>show chassis pic fpc-slot <i>slot-number</i> pic-slot <i>slot-number</i></code>
<b>Syntax (TX Matrix and TX Matrix Plus Routers)</b>	<code>show chassis pic fpc-slot <i>slot-number</i> pic-slot <i>slot-number</i> &lt;fcc <i>number</i>&gt;</code>
<b>Syntax (MX Series Routers)</b>	<code>show chassis pic fpc-slot <i>slot-number</i> pic-slot <i>slot-number</i> &lt;all-members&gt; &lt;local&gt; &lt;member <i>member-id</i>&gt;</code>
<b>Syntax (MX104, MX2010 and MX2020 3D Universal Edge Routers)</b>	<code>show chassis pic fpc-slot <i>slot-number</i> pic-slot <i>slot-number</i></code>
<b>Syntax (PTX Series Packet Transport Router)</b>	<code>show chassis pic transport fpc-slot <i>slot-number</i> pic-slot <i>slot-number</i></code>
<b>Syntax (QFX Series)</b>	<code>show chassis pic fpc-slot <i>slot-number</i> pic-slot <i>slot-number</i> &lt;interconnect-device <i>name</i> (fpc-slot <i>slot-number</i>   pic-slot <i>slot-number</i>)&gt; &lt;node-device <i>name</i> pic-slot <i>slot-number</i>&gt;</code>
<b>Syntax (OCX Series)</b>	<code>show chassis pic fpc-slot <i>slot-number</i> pic-slot <i>slot-number</i></code>
<b>Syntax (ACX Series Universal Access Routers)</b>	<code>show chassis pic fpc-slot <i>slot-number</i> pic-slot <i>slot-number</i></code>
<b>Release Information</b>	<p>Command introduced before Junos OS Release 7.4.</p> <p>Command introduced in Junos OS Release 9.0 for EX Series switches.</p> <p>Command introduced in Junos OS Release 11.1 for QFX Series.</p> <p>Command introduced in Junos OS Release 12.2 for ACX Series Universal Access Routers.</p> <p>Command introduced in Junos OS Release 12.3 for MX2020 3D Universal Edge Routers.</p> <p>Command introduced in Junos OS Release 12.3 for MX2010 3D Universal Edge Routers.</p> <p>Command introduced in Junos OS Release 13.2 for PTX Series Packet Transport Routers.</p> <p>Command introduced in Junos OS Release 13.2 for MX104 3D Universal Edge Routers.</p> <p>Command introduced in Junos OS Release 14.1X53-D20 for the OCX Series.</p>

**Description** Display status information about the PIC installed in the specified Flexible PIC Concentrator (FPC) and PIC slot.

**Options** **fpc-slot slot-number**—Display information about the PIC in this particular FPC slot:

- On a TX Matrix router, if you specify the number of the T640 router by using the **lcc number** option (the recommended method), replace **slot-number** with a value from 0 through 7. Otherwise, replace **slot-number** with a value from 0 through 31.

Likewise, on a TX Matrix Plus router, if you specify the number of the T1600 router by using the **lcc number** option (the recommended method), replace **slot-number** with a value from 0 through 7. Otherwise, replace **slot-number** with a value from 0 through 31. For example, the following commands have the same result:

```
user@host> show chassis pic fpc-slot 1 lcc 1 pic-slot 1
user@host> show chassis pic fpc-slot 9 pic-slot 1
```

- M120 routers only—Replace **slot-number** with a value from 0 through 5.
- MX80 routers only—Replace **slot-number** with a value from 0 through 1.
- MX104 routers only—Replace **slot-number** with a value from 0 through 2.
- MX240 routers only—Replace **slot-number** with a value from 0 through 2.
- MX480 routers only—Replace **slot-number** with a value from 0 through 5.
- MX960 routers only—Replace **slot-number** with a value from 0 through 11.
- MX2010 routers only—Replace **slot-number** with a value from 0 through 9.
- MX2020 routers only—Replace **slot-number** with a value from 0 through 19.
- Other routers—Replace **slot-number** with a value from 0 through 7.
- EX Series switches:
  - EX3200 switches and EX4200 standalone switches—Replace **slot-number** with 0.
  - EX4200 switches in a Virtual Chassis configuration—Replace **slot-number** with a value from 0 through 9 (switch's member ID).
  - EX8208 switches—Replace **slot-number** with a value from 0 through 7 (line card).
  - EX8216 switches—Replace **slot-number** with a value from 0 through 15 (line card).
- QFX Series:
  - QFX3500, QFX3600, QFX5100, and OCX Series standalone switches—Replace **slot-number** with 0. In the command output, FPC refers to a line card. The FPC number equals the slot number for the line card.
  - QFabric systems—Replace **slot-number** with any number between 0 and 15. In the command output, FPC refers to a line card. The FPC number equals the slot number for the line card.

**all-members**—(MX Series routers and EX Series switches only) (Optional) Display PIC information for all member routers in the Virtual Chassis configuration.

**interconnect-device *name***—(QFabric systems only) (Optional) Display PIC information for a specified Interconnect device.

**lcc *number***—(TX Matrix and TX Matrix Plus routers only) (Optional) On a TX Matrix router, display PIC information for a specified T640 router (line-card chassis) that is connected to the TX Matrix router. On a TX Matrix Plus router, display PIC information for a specified router (line-card chassis) that is connected to the TX Matrix Plus router.

Replace *number* with the following values depending on the LCC configuration:

- 0 through 3, when T640 routers are connected to a TX Matrix router in a routing matrix.
- 0 through 3, when T1600 routers are connected to a TX Matrix Plus router in a routing matrix.
- 0 through 7, when T1600 routers are connected to a TX Matrix Plus router with 3D SIBs in a routing matrix.
- 0, 2, 4, or 6, when T4000 routers are connected to a TX Matrix Plus router with 3D SIBs in a routing matrix.

**local**—(MX Series routers and EX Series switches only) (Optional) Display PIC information for the local Virtual Chassis member.

**member *member-id***—(MX Series routers and EX Series switches only) (Optional) Display PIC information for the specified member of the Virtual Chassis configuration. Replace *member-id* with a value of 0 or 1.

**node-device *name***—(QFabric systems only) (Optional) Display PIC information for a specified Node device.

**pic-slot *slot-number***—Display information about the PIC in this particular PIC slot. For routers, replace *slot-number* with a value from 0 through 3. For EX3200 and EX4200 switches, replace *slot-number* with 0 for built-in network interfaces and 1 for interfaces on uplink modules. For EX8208 and EX8216 switches, replace *slot-number* with 0. For the QFX3500, QFX3600, QFX5100, and OCX Series standalone switches, replace *slot-number* with 0.

**transport**—Display PIC information for optical transport network.

**Required Privilege Level** view

**Related Documentation**

- *request chassis pic*
- [show chassis hardware on page 153](#)
- *Configuring the 12-Port Channelized T1/E1 Circuit Emulation PIC*

- *100-Gigabit Ethernet Type 4 PIC with CFP Overview*

**List of Sample Output**

[show chassis pic fpc-slot pic-slot on page 338](#)  
[show chassis pic fpc-slot pic-slot \(PIC Offline\) on page 339](#)  
[show chassis pic fpc-slot pic-slot \(FPC Offline\) on page 339](#)  
[show chassis pic fpc-slot pic-slot \(FPC Not Present\) on page 339](#)  
[show chassis pic fpc-slot pic-slot \(PIC Not Present\) on page 339](#)  
[show chassis pic fpc-slot pic-slot \(M120 Router\) on page 339](#)  
[show chassis pic fpc-slot pic-slot \(MX104 Router\) on page 339](#)  
[show chassis pic fpc-slot pic-slot \(MX960 Router with Bidirectional Optics\) on page 340](#)  
[show chassis pic fpc-slot pic-slot \(MX480 Router with 100-Gigabit Ethernet MIC\) on page 340](#)  
[show chassis pic fpc-slot pic-slot \(MX240, MX480, MX960 Routers with Application Services Modular Line Card\) on page 340](#)  
[show chassis pic fpc-slot pic-slot \(MX960 Router with MPC5EQ\) on page 341](#)  
[show chassis pic fpc-slot pic-slot \(MX480 Router with MPC4E\) on page 341](#)  
[show chassis pic fpc-slot pic-slot \(MX480 router with OTN Interface\) on page 341](#)  
[show chassis pic fpc-slot pic-slot \(MX2010 Router with OTN Interfaces\) on page 341](#)  
[show chassis pic fpc-slot pic-slot \(MX2010 Router\) on page 342](#)  
[show chassis pic fpc-slot pic-slot \(MX2020 Router\) on page 342](#)  
[show chassis pic fpc-slot pic-slot \(MX2020 Router with MPC5EQ and MPC6E\) on page 342](#)  
[show chassis pic fpc-slot pic-slot \(MX2020 Router with MPC6E and OTN MIC\) on page 343](#)  
[show chassis pic fpc-slot pic-slot \(MX2020 Router with MPC4E\) on page 343](#)  
[show chassis pic fpc-slot pic-slot \(T1600 Router with 100-Gigabit Ethernet PIC\) on page 343](#)  
[show chassis pic fpc-slot pic-slot lcc \(TX Matrix Router\) on page 344](#)  
[show chassis pic fpc-slot pic-slot lcc \(TX Matrix Plus Router\) on page 344](#)  
[show chassis pic fpc-slot pic-slot \(Next-Generation SONET/SDH SFP\) on page 344](#)  
[show chassis pic fpc-slot pic-slot \(12-Port T1/E1\) on page 344](#)  
[show chassis pic fpc-slot pic-slot \(4x CHOC3 SONET CE SFP\) on page 345](#)  
[show chassis pic fpc-slot pic-slot \(SONET/SDH OC3/STM1 \[Multi-Rate\] MIC with SFP\) on page 345](#)  
[show chassis pic fpc-slot pic-slot \(8-Port Channelized SONET/SDH OC3/STM1 \[Multi-Rate\] MIC with SFP\) on page 345](#)  
[show chassis pic fpc-slot pic-slot \(4-Port Channelized SONET/SDH OC3/STM1 \[Multi-Rate\] MIC with SFP\) on page 346](#)  
[show chassis pic fpc-slot pic-slot \(1-Port OC192/STM64 MIC with XFP\) on page 346](#)  
[show chassis pic fpc-slot 1 pic-slot 2 \(8-Port DS3/E3 MIC\) on page 346](#)  
[show chassis pic fpc-slot pic-slot \(OTN\) on page 346](#)  
[show chassis pic fpc-slot pic-slot \(QFX3500 Switch\) on page 346](#)  
[show chassis pic fpc-slot pic-slot \(QFX5100 Switches and OCX Series \) on page 347](#)  
[show chassis pic interconnect-device fpc-slot pic-slot \(QFabric Systems\) on page 347](#)  
[show chassis pic node-device fpc-slot pic-slot \(QFabric Systems\) on page 347](#)  
[show chassis pic fpc-slot pic-slot \(ACX2000 Universal Access Router\) on page 348](#)  
[show chassis pic fpc-slot pic-slot \(MX Series Routers with Media Services Blade \[MSB\]\) on page 348](#)

[show chassis pic fpc slot PIC slot \(MX Series Routers with Media Services Blade \[MSB\]\) on page 348](#)

[show chassis pic transport fpc-slot pic-slot \(PTX Series Packet Transport Routers\) on page 348](#)

**Output Fields** Table 13 on page 337 lists the output fields for the **show chassis pic** command. Output fields are listed in the approximate order in which they appear.

**Table 13: show chassis pic Output Fields**

Field Name	Field Description
Type	<p>PIC type.</p> <p><b>NOTE:</b> On the 1-port OC192/STM64 MICs with the SDH framing mode, the type is displayed as <b>MIC-3D-1STM64-XFP</b> and with the SONET framing mode, the type is displayed as <b>MIC-3D-1OC192-XFP</b>. By default, the 1-port OC192/STM64 MICs displays the type as <b>MIC-3D-1OC192-XFP</b>.</p>
Account Layer2 Overhead	(MX Series routers) Indicates whether functionality to count the Layer 2 overhead bytes in the interface statistics at the PIC level is enabled or disabled.
ASIC type	Type of ASIC on the PIC.
State	<p>Status of the PIC. State is displayed only when a PIC is in the slot.</p> <ul style="list-style-type: none"> <li>• <b>Online</b>— PIC is online and running.</li> <li>• <b>Offline</b>—PIC is powered down.</li> </ul>
PIC version	PIC hardware version.
Uptime	How long the PIC has been online.
Package	(Multiservices PICs only) Services package supported: <b>Layer-2</b> or <b>Layer-3</b> .
Port Number	Port number for the PIC.
Cable Type	Type of cable connected to the port: <b>LH</b> , <b>LX</b> , or <b>SX</b> .
PIC Port Information (MX480 Router 100-Gigabit Ethernet CFP)	<p>Port-level information for the PIC.</p> <ul style="list-style-type: none"> <li>• Port—Port number</li> <li>• Cable type—Type of optical transceiver installed.</li> <li>• Fiber type—Type of fiber. SM is single-mode.</li> <li>• Xcvr vendor—Transceiver vendor name.</li> <li>• Xcvr vendor part number—Transceiver vendor part number.</li> <li>• Wavelength—Wavelength of the transmitted signal. Uplinks and downlinks are always 1550 nm. There is a separate fiber for each direction</li> </ul>

Table 13: show chassis pic Output Fields (*continued*)

Field Name	Field Description
<b>PIC Port Information (MX960 Router Bidirectional Optics )</b>	<p>Port-level information for the PIC.</p> <ul style="list-style-type: none"> <li>Port—Port number</li> <li>Cable type—Type of small form-factor pluggable (SFP) optical transceiver installed. Uplink interfaces display -U. Down link interfaces display -D.</li> <li>Fiber type—Type of fiber. SM is single-mode.</li> <li>Xcvr vendor—Transceiver vendor name.</li> <li>Xcvr vendor part number—Transceiver vendor part number. <ul style="list-style-type: none"> <li>BX10-10-km bidirectional optics.</li> <li>BX40-40-km bidirectional optics.</li> <li>SFP-LX-40-km SFP optics.</li> </ul> </li> <li>Wavelength—Wavelength of the transmitted signal. Uplinks are always 1310 nm. Downlinks are either 1490 nm or 1550 nm.</li> </ul>
<b>PIC Port Information (Next-Generation SONET/SDH SFP)</b>	<p>Port-level information for the next-generation SONET/SDH SFP PIC.</p> <ul style="list-style-type: none"> <li>Port—Port number.</li> <li>Cable type—Type of small form-factor pluggable (SFP) optical transceiver installed.</li> <li>Fiber type—Type of fiber: <b>SM</b> (single-mode) or <b>MM</b> (multimode).</li> <li>Xcvr vendor—Transceiver vendor name.</li> <li>Xcvr vendor part number—Transceiver vendor part number.</li> <li>Wavelength—Wavelength of the transmitted signal. Next-generation SONET/SDH SFPs use 1310 nm.</li> </ul>
<b>Pic port information (MX104 router)</b>	<p>Port-level information for the PIC.</p> <ul style="list-style-type: none"> <li>Port—Port number</li> <li>Cable type—Type of optical transceiver installed.</li> <li>Fiber type—Type of fiber. SM is single-mode.</li> <li>Xcvr vendor—Transceiver vendor name.</li> <li>Xcvr vendor part number—Transceiver vendor part number.</li> <li>Wavelength—Wavelength of the transmitted signal.</li> <li>Xcvr Firmware—Firmware version of the transceiver.</li> </ul>
<b>Multirate Mode</b>	Rate-selectability status for the MIC: <b>Enabled</b> or <b>Disabled</b> .
<b>Channelization</b>	Indicates whether channelization is enabled or disabled on the DS3/E3 MIC.

## Sample Output

### show chassis pic fpc-slot pic-slot

```

user@host> show chassis pic fpc-slot 2 pic-slot 0
PIC fpc slot 2 pic slot 0 information:
Type                               10x 1GE(LAN), 1000 BASE

```

```

ASIC type           H chip
State               Online
PIC version         1.1
Uptime              1 day, 50 minutes, 58 seconds
PIC Port Information:
Port      Cable      Xcvr      Xcvr Vendor
Number    Type        Vendor Name Part Number
0          GIGE 1000EX  FINISAR CORP.  FTRJ8519P1BNL-J3
1          GIGE 1000EX  FINISAR CORP.  FTRJ-8519-7D-JUN

```

#### show chassis pic fpc-slot pic-slot (PIC Offline)

```

user@host> show chassis pic fpc-slot 1 pic-slot 0
PIC fpc slot 1 pic slot 0 information:
State               Offline

```

#### show chassis pic fpc-slot pic-slot (FPC Offline)

```

user@host> show chassis pic fpc-slot 1 pic-slot 0
FPC 1 is not online

```

#### show chassis pic fpc-slot pic-slot (FPC Not Present)

```

user@host> show chassis pic fpc-slot 4 pic-slot 0
FPC slot 4 is empty

```

#### show chassis pic fpc-slot pic-slot (PIC Not Present)

```

user@host> show chassis pic fpc-slot 5 pic-slot 2
FPC 5, PIC 2 is empty

```

#### show chassis pic fpc-slot pic-slot (M120 Router)

```

user@host> show chassis pic fpc-slot 3 pic-slot 0
PC slot 3, PIC slot 0 information:
Type               2x G/E IQ, 1000 BASE
ASIC type          IQ GE 2 VLAN-TAG FPGA
State              Online
PIC version         1.16
Uptime              3 hours, 3 minutes

PIC Port Information:
Port      Cable      Xcvr      Xcvr Vendor
Number    Type        Vendor Name Part Number
0          GIGE 1000SX  FINISAR CORP.  FTRJ8519P1BNL-J3
1          GIGE 1000SX  FINISAR CORP.  FTRJ-8519-7D-JUN

```

#### show chassis pic fpc-slot pic-slot (MX104 Router)

```

user@host> show chassis pic fpc-slot 1 pic-slot 1
FPC slot 1, PIC slot 1 information:
Type               10x 1GE(LAN) -E SFP
State              Online
PIC version         1.1
Uptime              1 hour, 30 minutes, 59 seconds

PIC port information:
Fiber              Xcvr vendor      Wave-      Xcvr
Port Cable type    type Xcvr vendor      part number length
Firmware
3    GIGE 1000T    n/a  Methode Elec.    SP7041-M1-JN    n/a    0.0

```

6	GIGE 1000LX10	SM	FINISAR CORP.	FTLF1318P2BTL-J1	1310 nm	0.0
8	GIGE 1000T	n/a	Methode Elec.	SP7041-M1-JN	n/a	0.0
9	GIGE 1000T	n/a	Methode Elec.	SP7041-M1-JN	n/a	0.0

### show chassis pic fpc-slot pic-slot (MX960 Router with Bidirectional Optics)

```

user@host> show chassis pic fpc-slot 4 pic-slot 1
FPC slot 4, PIC slot 1 information:
  Type                10x 1GE(LAN)
  Account Layer2 Overhead  Enabled
  State                Online
  PIC version          0.0
  Uptime               18 days, 5 hours, 41 minutes, 54 seconds

PIC port information:

```

Port	Cable type	Fiber type	Xcvr vendor	Xcvr vendor part number	Wavelength
0	SFP-1000BASE-BX10-D	SM	SumitomoElectric	SBP6H44-J3-BW-49	1490 nm
1	SFP-1000BASE-BX10-D	SM	SumitomoElectric	SBP6H44-J3-BW-49	1490 nm
2	SFP-1000BASE-BX10-D	SM	SumitomoElectric	SBP6H44-J3-BW-49	1490 nm
3	SFP-1000BASE-BX10-D	SM	OCF	TRXBG1LXDBVM2-JW	1490 nm
4	SFP-1000BASE-BX10-D	SM	OCF	TRXBG1LXDBVM2-JW	1490 nm
5	SFP-1000BASE-BX10-U	SM	SumitomoElectric	SBP6H44-J3-BW-31	1310 nm
6	SFP-1000BASE-BX10-U	SM	SumitomoElectric	SBP6H44-J3-BW-31	1310 nm
7	SFP-1000BASE-BX10-U	SM	OCF	TRXBG1LXDBBMH-J1	1310 nm
8	SFP-1000BASE-BX10-U	SM	OCF	TRXBG1LXDBBMH-J1	1310 nm
9	SFP-1000BASE-BX10-U	SM	SumitomoElectric	SBP6H44-J3-BW-31	1310 nm

### show chassis pic fpc-slot pic-slot (MX480 Router with 100-Gigabit Ethernet MIC)

```

user@host> show chassis pic fpc-slot 1 pic-slot 2
FPC slot 1, PIC slot 2 information:
  Type                1X100GE CFP
  State                Online
  PIC version          2.10
  Uptime               4 minutes, 48 seconds

PIC port information:
  Fiber

```

Port	Cable type	Fiber type	Xcvr vendor	Xcvr vendor part number	Wavelength
0	100GBASE LR4	SM	FINISAR CORP.	FTLC1181RDN3-J3	1310 nm

```

  Xcvr vendor
  firmware version
  1.8

```

### show chassis pic fpc-slot pic-slot (MX240, MX480, MX960 Routers with Application Services Modular Line Card)

```

user@host> show chassis pic fpc-slot 1 pic-slot 2
FPC slot 1, PIC slot 2 information:
  Type                AS-MXC
  State                Online
  PIC version          1.0
  Uptime               11 hours, 18 minutes, 3 seconds

```

**show chassis pic fpc-slot pic-slot (MX960 Router with MPC5EQ)**

```

user@host> show chassis pic fpc-slot 0 pic-slot 3
FPC slot 0, PIC slot 3 information:
  Type                1X100GE CFP2 OTN
  State                Online
  PIC version          0.0
  Uptime               1 hour, 22 minutes, 42 seconds

PIC port information:

```

		Fiber	Xcvr vendor	Wave-	Xcvr
Port	Cable type	type	Xcvr vendor	part number	length
Firmware					
0	10GBASE LR4	n/a	Oclaro Inc.	TRB5E20FNF-LF150	1309 nm 1.0

**show chassis pic fpc-slot pic-slot (MX480 Router with MPC4E)**

```

user@host> show chassis pic fpc-slot 3 pic-slot 0
FPC slot 3, PIC slot 0 information:
  Type                4x10GE SFPP
  State                Online
  PIC version          0.0
  Uptime               41 seconds

PIC port information:

```

		Fiber	Xcvr vendor	Wave-	Xcvr
Port	Cable type	type	Xcvr vendor	part number	length
Firmware					
0	10GBASE SR	MM	OPNEXT, INC.	TRS2001EM-0014	850 nm 0.0
1	10GBASE SR	MM	OPNEXT, INC.	TRS2001EM-0014	850 nm 0.0

**show chassis pic fpc-slot pic-slot (MX480 router with OTN Interface)**

```

user@host> show chassis pci fpc-slot 4 pic-slot 0
FPC slot 4, PIC slot 0 information:
  Type                12X10GE SFPP OTN
  State                Online
  PIC version          0.0
  Uptime               5 hours, 28 minutes, 23 seconds

PIC port information:

```

		Fiber	Xcvr vendor	Wave-	Xcvr
Port	Cable type	type	Xcvr vendor	part number	length
Firmware					
0	10GBASE SR	MM	FINISAR CORP.	FTLX8571D3BNL-J1	850 nm 0.0
1	10GBASE SR	MM	FINISAR CORP.	FTLX8571D3BCL-J1	850 nm 0.0
2	10GBASE SR	MM	OPNEXT, INC.	TRS2001EM-0014	850 nm 0.0

**show chassis pic fpc-slot pic-slot (MX2010 Router with OTN Interfaces)**

```

user@host> show chassis pic fpc-slot 9 pic-slot 0

```

FPC slot 9, PIC slot 0 information:

```
Type                2X100GE CFP2 OTN
State                Online
PIC version          1.9
Uptime               3 hours, 56 minutes, 16 seconds
```

PIC port information:

		Fiber	Xcvr vendor		Wave-	Xcvr
Port	Cable type	type	Xcvr vendor	part number	length	
Firmware						
0	100GBASE LR4-D	SM	FUJITSU	FIM37300/222	1310 nm	1.3
1	100GBASE SR10	MM	AVAGO	AFBR-8420Z	n/a	1.0

#### show chassis pic fpc-slot pic-slot (MX2010 Router)

```
user@host> show chassis pic fpc-slot 9 pic-slot 3
```

FPC slot 9, PIC slot 3 information:

```
Type                1X100GE CFP
Account Layer2 Overhead Enabled
State                Online
PIC version          0.0
Uptime               14 hours, 51 seconds
```

#### show chassis pic fpc-slot pic-slot (MX2020 Router)

```
user@host> show chassis pic fpc-slot 19 pic-slot 3
```

FPC slot 19, PIC slot 3 information:

```
Type                4x 10GE(LAN) SFP+
Account Layer2 Overhead Enabled
State                Online
PIC version          0.0
Uptime               1 day, 11 hours, 26 minutes, 36 seconds
```

PIC port information:

		Fiber	Xcvr vendor		Wave-	Xcvr
Port	Cable type	type	Xcvr vendor	part number	length	
Firmware						
0	10GBASE SR	MM	SumitomoElectric	SPP5200SR-J6-M	850 nm	0.0
1	10GBASE SR	MM	SumitomoElectric	SPP5200SR-J6-M	850 nm	0.0
2	10GBASE SR	MM	SumitomoElectric	SPP5200SR-J6-M	850 nm	0.0
3	10GBASE SR	MM	SumitomoElectric	SPP5200SR-J6-M	850 nm	0.0

#### show chassis pic fpc-slot pic-slot (MX2020 Router with MPC5EQ and MPC6E)

```
user@host> show chassis pic fpc-slot 18 pic-slot 2
```

FPC slot 18, PIC slot 2 information:

```
Type                3X40GE QSFP
State                Online
PIC version          0.0
Uptime               6 minutes, 31 seconds
```

PIC port information:

		Fiber	Xcvr vendor		Wave-	Xcvr
Port	Cable type	type	Xcvr vendor	part number	length	

```

Firmware
 0  40GBASE SR4      MM  AVAGO          AFBR-79E4Z-D-JU2  850 nm  0.0
 1  40GBASE SR4      MM  AVAGO          AFBR-79E4Z-D-JU2  850 nm  0.0
 2  40GBASE SR4      MM  AVAGO          AFBR-79E4Z-D-JU2  850 nm  0.0

```

### show chassis pic fpc-slot pic-slot (MX2020 Router with MPC6E and OTN MIC)

```

user@host> show chassis pic fpc-slot 3 pic-slot 0
FPC slot 0, PIC slot 1 information:
  Type                24X10GE SFPP OTN
  State                Online
  PIC version          1.1
  Uptime               1 hour, 33 minutes, 59 seconds

PIC port information:

```

Port	Cable type	Fiber type	Xcvr vendor	part number	Wave-length	Xcvr
7	10GBASE SR	MM	SumitomoElectric	SPP5200SR-J6-M	850 nm	0.0
9	10GBASE SR	MM	FINISAR CORP.	FTLX8571D3BNL-J1	850 nm	0.0
12	10GBASE LR	SM	FINISAR CORP.	FTLX1472M3BNL-J3	1310 nm	0.0
20	10GBASE ZR	SM	FINISAR CORP.	FTLX1871M3BNL-J3	1550 nm	0.0
21	10GBASE ER	SM	FINISAR CORP.	FTLX1671D3BTL-J4	1550 nm	0.0
22	10GBASE LR	SM	SOURCEPHOTONICS	SPP10SLREDFCJNP	1310 nm	0.0
23	10GBASE LR	SM	FINISAR CORP.	FTLX1471D3BNL-J1	1310 nm	0.0

### show chassis pic fpc-slot pic-slot (MX2020 Router with MPC4E)

```

user@host> show chassis pic fpc-slot 14 pic-slot 0
FPC slot 14, PIC slot 2 information:
  Type                4x10GE SFPP
  State                Online
  PIC version          0.0
  Uptime               1 day, 14 hours, 49 minutes, 9 seconds

PIC port information:

```

Port	Cable type	Fiber type	Xcvr vendor	part number	Wave-length	Xcvr
0	10GBASE SR	MM	SumitomoElectric	SPP5100SR-J3	850 nm	0.0
1	10GBASE SR	MM	SumitomoElectric	SPP5100SR-J3	850 nm	0.0
3	10GBASE SR	MM	SumitomoElectric	SPP5100SR-J3	850 nm	0.0

### show chassis pic fpc-slot pic-slot (T1600 Router with 100-Gigabit Ethernet PIC)

```

user@host> run show chassis pic fpc-slot 3 pic-slot 1
FPC slot 3, PIC slot 1 information:
  Type                100GE SLOT1

```

```

ASIC type           Brooklyn 100GE FPGA
State               Online
PIC version         1.3
Uptime              10 minutes, 44 seconds

```

PIC port information:

Port	Cable type	Fiber type	Xcvr vendor	Xcvr vendor part number	Wavelength
0	100GBASE LR4	SM	Opnext Inc.	TRC5E20ENFSF000F	1310 nm

### show chassis pic fpc-slot pic-slot lcc (TX Matrix Router)

```

user@host> show chassis pic fpc-slot 1 pic-slot 1 lcc 0
lcc0-re0:

```

-----

PIC fpc slot 1 pic slot 1 information:

```

Type               4x OC-3 SONET, SMIR
ASIC type          D chip
State              Online
PIC version         1.2
Uptime              5 days, 2 hours, 12 minutes, 8 seconds

```

### show chassis pic fpc-slot pic-slot lcc (TX Matrix Plus Router)

```

user@host> show chassis pic pic-slot 0 fpc-slot 8
lcc0-re0:

```

-----

FPC slot 8, PIC slot 0 information:

```

Type               1x 10GE(LAN/WAN)
State              Online
Uptime              2 hours, 46 minutes, 23 seconds

```

PIC port information:

Port	Cable type	Fiber type	Xcvr vendor	part number	Wavelength
0	10GBASE ZR	SM	Opnext Inc.	TRF7061BN-LF150	1550 nm
0	10GBASE ZR	SM	FINISAR CORP.	FTRX-1811-3-J2	1550 nm

### show chassis pic fpc-slot pic-slot (Next-Generation SONET/SDH SFP)

```

user@host> show chassis pic fpc-slot 4 pic-slot 0
FPC slot 4, PIC slot 0 information:

```

```

Type               4x OC-3 1x OC-12 SFP
ASIC type          D FPGA
State              Online
PIC version         1.3
Uptime              1 day, 50 minutes, 4 seconds

```

PIC port information:

Port	Cable type	Fiber type	Xcvr vendor	Xcvr vendor part number	Wavelength
0	OC48 short reach	SM	FINISAR CORP.	FTRJ1321P18TL-J2	1310 nm
1	OC3 short reach	MM	QCP	TRPA03MM3BAS-JE	1310 nm
2	OC3 short reach	MM	QCP	TRXA03MM3BAS-JW	1310 nm
3	OC12 inter reach	SM	FINISAR CORP.	FTLF1322P18TR	1310 nm

### show chassis pic fpc-slot pic-slot (12-Port T1/E1)

```

user@host> show chassis pic fpc-slot 0 pic-slot 3

```

FPC slot 0, PIC slot 3 information:

```

Type                12x T1/E1 CE
State               Online
PIC version         1.1
CPU load average    1 percent
Interrupt load average 0 percent
Total DRAM size     128 MB
Memory buffer utilization 100 percent
Memory heap utilization 4 percent
Uptime              1 day, 22 hours, 28 minutes, 12 seconds
Internal Clock Synchronization Normal

```

#### show chassis pic fpc-slot pic-slot (4x CHOC3 SONET CE SFP)

user@host> show chassis pic fpc-slot 0 pic-slot 1

FPC slot 0, PIC slot 1 information:

```

Type                4x CHOC3 SONET CE SFP
State               Online
PIC version         1.3
CPU load average    1 percent
Interrupt load average 0 percent
Total DRAM size     128 MB
Memory buffer utilization 99 percent
Memory heap utilization 4 percent
Uptime              1 day, 22 hours, 55 minutes, 37 seconds
Internal Clock Synchronization Normal

```

PIC port information:

Port	Cable type	Fiber type	Xcvr vendor	Xcvr vendor part number	Wavelength
0	OC3 short reach	MM	AVAGO	HFBR-57E0P-JU2	n/a
1	OC3 short reach	MM	AVAGO	HFBR-57E0P-JU2	n/a
3	OC3 long reach	SM	OPNEX INC	TRF5456AVLB314	1310 nm

#### show chassis pic fpc-slot pic-slot (SONET/SDH OC3/STM1 [Multi-Rate] MIC with SFP)

user@host> show chassis pic fpc-slot 0 pic-slot 0

FPC slot 0, PIC slot 0 information:

```

Type                MIC-3D-80C30C12-40C48
State               Online
PIC version         1.8
Uptime              3 days, 22 hours, 3 minutes, 50 seconds

```

PIC port information:

Port	Cable type	Fiber type	Xcvr vendor	Xcvr vendor part number	Wavelength
1	OC12 inter reach	SM	FINISAR CORP	FTRJ1322P1BTR-J3	1310 nm
7	OC12 inter reach	SM	FINISAR CORP	FTRJ1322P1BTR-J3	1310 nm

Multirate Mode Enabled

#### show chassis pic fpc-slot pic-slot (8-Port Channelized SONET/SDH OC3/STM1 [Multi-Rate] MIC with SFP)

user@host> show chassis pic fpc-slot 3 pic-slot 0

FPC slot 3, PIC slot 0 information:

```

Type                MIC-3D-8CHOC3-4CHOC12
State               Online
PIC version         1.9
Uptime              1 hour, 21 minutes, 24 seconds

```

PIC port information:

Port	Cable type	Fiber type	Xcvr vendor	Xcvr vendor part number	Wavelength
------	------------	------------	-------------	-------------------------	------------

0	OC12 short reach	SM	FINISAR CORP.	FTRJ1322P1BTR-J3	1310 nm
1	OC12 short reach	SM	FINISAR CORP.	FTRJ1322P1BTR-J3	1310 nm
2	OC12 inter reach	SM	FINISAR CORP.	FTRJ1322P1BTR-J2	1310 nm
4	OC12 short reach	SM	FINISAR CORP.	FTRJ1322P1BTR-J3	1310 nm
5	OC12 short reach	SM	FINISAR CORP.	FTRJ1322P1BTR-J3	1310 nm
6	OC12 short reach	SM	FINISAR CORP.	FTRJ1322P1BTR-J3	1310 nm
7	OC12 short reach	SM	FINISAR CORP.	FTRJ1322P1BTR-J3	1310 nm

#### show chassis pic fpc-slot pic-slot (4-Port Channelized SONET/SDH OC3/STM1 [Multi-Rate] MIC with SFP)

```
user@host> show chassis pic fpc-slot 5 pic-slot 0
```

FPC slot 5, PIC slot 0 information:

Type	MIC-3D-4CHOC3-2CHOC12
State	Online
PIC version	1.9
Uptime	1 hour, 21 minutes

PIC port information:

Port	Cable type	Fiber type	Xcvr vendor	Xcvr vendor part number	Wavelength
1	OC12 inter reach	SM	FINISAR CORP.	FTRJ1322P1BTR-J3	1310 nm
2	OC12 inter reach	SM	FINISAR CORP.	FTRJ1322P1BTR-J3	1310 nm
3	OC12 short reach	SM	FINISAR CORP.	FTRJ1322P1BTR-J3	1310 nm

#### show chassis pic fpc-slot pic-slot (1-Port OC192/STM64 MIC with XFP)

```
user@host> show chassis pic fpc-slot 1 pic-slot 0
```

FPC slot 1, PIC slot 0 information:

Type	MIC-3D-10C192-XFP
State	Online
PIC version	1.2
Uptime	1 day, 11 hours, 4 minutes, 6 seconds

PIC port information:

Port	Cable type	Fiber type	Xcvr vendor	Xcvr vendor part number	Wavelength
0	OC192 short reach	n/a	FINISAR CORP.	FTLX1412M3BCL-J3	1310 nm

#### show chassis pic fpc-slot 1 pic-slot 2 (8-Port DS3/E3 MIC)

```
user@host> show chassis pic fpc-slot 1 pic-slot 2
```

FPC slot 1, PIC slot 2 information:

Type	MIC-3D-8DS3-E3
State	Online
PIC version	1.10
Uptime	4 days, 1 hour, 29 minutes, 19 seconds
Channelization Mode	Disabled

#### show chassis pic fpc-slot pic-slot (OTN)

```
user@host> show chassis pic fpc-slot 5 pic-slot 0
```

PIC fpc slot 5 pic slot 0 information:

Type	1x10GE(LAN),OTN
ASIC type	H chip
State	Online
PIC version	1.0
Uptime	5 minutes, 50 seconds

#### show chassis pic fpc-slot pic-slot (QFX3500 Switch)

```
user@switch> show chassis pic fpc-slot 0 pic-slot 0
```

```
FPC slot 0, PIC slot 0 information:
Type 48x 10G-SFP+ Builtin
State Online
Uptime 3 days, 3 hours, 5 minutes, 20 seconds
```

### show chassis pic fpc-slot pic-slot (QFX5100 Switches and OCX Series )

```
user@switch> show chassis pic fpc-slot 0 pic-slot 0
FPC slot 0, PIC slot 0 information:
Type                               Unknown Builtin
State                              Online
Uptime                             1 day, 17 hours, 5 minutes, 9 seconds
```

### show chassis pic interconnect-device fpc-slot pic-slot (QFabric Systems)

```
user@switch> show chassis pic interconnect-device interconnect1 fpc-slot 9 pic-slot 0
FPC slot 9, PIC slot 0 information:
Type                               16x 40G-GE Builtin
State                              Online
Uptime                             2 hours, 47 minutes, 40 seconds
```

### show chassis pic node-device fpc-slot pic-slot (QFabric Systems)

```
user@switch> show chassis pic node-device node1 pic-slot 0
FPC slot node1, PIC slot 0 information:
Type                               48x 10G-SFP+ Builtin
State                              Online
Uptime                             2 hours, 52 minutes, 37 seconds
```

#### PIC port information:

Port	Cable type	Fiber type	Xcvr vendor	Xcvr vendor part number	Wavelength
0	10GBASE SR	MM	SumitomoElectric	SPP5101SR-J3	850 nm
1	10GBASE SR	MM	SumitomoElectric	SPP5101SR-J3	850 nm
2	10GBASE SR	MM	SumitomoElectric	SPP5101SR-J3	850 nm
3	10GBASE SR	MM	SumitomoElectric	SPP5101SR-J3	850 nm
4	10GBASE SR	MM	SumitomoElectric	SPP5101SR-J3	850 nm
5	10GBASE SR	MM	SumitomoElectric	SPP5101SR-J3	850 nm
6	10GBASE SR	MM	SumitomoElectric	SPP5101SR-J3	850 nm
7	10GBASE SR	MM	SumitomoElectric	SPP5101SR-J3	850 nm
8	10GBASE SR	MM	SumitomoElectric	SPP5101SR-J3	850 nm
9	10GBASE SR	MM	SumitomoElectric	SPP5101SR-J3	850 nm
10	10GBASE SR	MM	SumitomoElectric	SPP5101SR-J3	850 nm
11	10GBASE SR	MM	SumitomoElectric	SPP5101SR-J3	850 nm
12	10GBASE SR	MM	SumitomoElectric	SPP5101SR-J3	850 nm
13	10GBASE SR	MM	SumitomoElectric	SPP5101SR-J3	850 nm
14	10GBASE SR	MM	SumitomoElectric	SPP5101SR-J3	850 nm
15	10GBASE SR	MM	SumitomoElectric	SPP5101SR-J3	850 nm
16	10GBASE SR	MM	SumitomoElectric	SPP5101SR-J3	850 nm
17	10GBASE SR	MM	SumitomoElectric	SPP5101SR-J3	850 nm
18	10GBASE SR	MM	SumitomoElectric	SPP5101SR-J3	850 nm
19	10GBASE SR	MM	SumitomoElectric	SPP5101SR-J3	850 nm
20	10GBASE SR	MM	SumitomoElectric	SPP5101SR-J3	850 nm
21	10GBASE SR	MM	SumitomoElectric	SPP5101SR-J3	850 nm
22	10GBASE SR	MM	SumitomoElectric	SPP5101SR-J3	850 nm
23	10GBASE SR	MM	SumitomoElectric	SPP5101SR-J3	850 nm
24	10GBASE SR	MM	SumitomoElectric	SPP5101SR-J3	850 nm
25	10GBASE SR	MM	SumitomoElectric	SPP5101SR-J3	850 nm
26	10GBASE SR	MM	SumitomoElectric	SPP5101SR-J3	850 nm
27	10GBASE SR	MM	SumitomoElectric	SPP5101SR-J3	850 nm
28	10GBASE SR	MM	SumitomoElectric	SPP5101SR-J3	850 nm
29	10GBASE SR	MM	SumitomoElectric	SPP5101SR-J3	850 nm

30	10GBASE SR	MM	SumitomoElectric	SPP5101SR-J3	850 nm
31	10GBASE SR	MM	SumitomoElectric	SPP5101SR-J3	850 nm
32	10GBASE SR	MM	SumitomoElectric	SPP5101SR-J3	850 nm
33	10GBASE SR	MM	SumitomoElectric	SPP5101SR-J3	850 nm
34	10GBASE SR	MM	SumitomoElectric	SPP5101SR-J3	850 nm
35	10GBASE SR	MM	SumitomoElectric	SPP5101SR-J3	850 nm
36	10GBASE SR	MM	SumitomoElectric	SPP5101SR-J3	850 nm
37	10GBASE SR	MM	SumitomoElectric	SPP5101SR-J3	850 nm
38	10GBASE SR	MM	SumitomoElectric	SPP5101SR-J3	850 nm
39	10GBASE SR	MM	SumitomoElectric	SPP5101SR-J3	850 nm
40	10GBASE SR	MM	SumitomoElectric	SPP5101SR-J3	850 nm
41	10GBASE SR	MM	SumitomoElectric	SPP5101SR-J3	850 nm
42	10GBASE SR	MM	SumitomoElectric	SPP5101SR-J3	850 nm
43	10GBASE SR	MM	SumitomoElectric	SPP5101SR-J3	850 nm
44	10GBASE SR	MM	SumitomoElectric	SPP5101SR-J3	850 nm
45	10GBASE SR	MM	SumitomoElectric	SPP5101SR-J3	850 nm
46	10GBASE SR	MM	SumitomoElectric	SPP5101SR-J3	850 nm
47	10GBASE SR	MM	SumitomoElectric	SPP5101SR-J3	850 nm

#### show chassis pic fpc-slot pic-slot (ACX2000 Universal Access Router)

```

user@host> show chassis pic fpc-slot 0 pic-slot 1
FPC slot 0, PIC slot 1 information:
  Type                8x 1GE(LAN) RJ45 Built-in
  State                Online
  Uptime               6 days, 2 hours, 51 minutes, 11 seconds

```

#### show chassis pic fpc-slot pic-slot (MX Series Routers with Media Services Blade [MSB])

```

user@switch> show chassis pic fpc-slot 1 pic-slot 0
FPC slot 1, PIC slot 0 information:
  Type                AS-MSC
  State                Online
  PIC version          1.6
  Uptime               11 hours, 17 minutes, 56 seconds

```

#### show chassis pic FPC slot PIC slot (MX Series Routers with Media Services Blade [MSB])

```

user@switch> show chassis pic fpc-slot 1 pic-slot 2
  Type                AS-MXC
  State                Online
  PIC version          1.0
  Uptime               11 hours, 18 minutes, 3 seconds

```

#### show chassis pic transport fpc-slot pic-slot (PTX Series Packet Transport Routers)

```

user@host> show chassis pic transport fpc-slot 2 pic-slot 0
Administrative State: In Service
Operational State:   Normal

```

## show chassis routing-engine

<b>List of Syntax</b>	<a href="#">Syntax on page 349</a> <a href="#">Syntax (ACX Series Universal Access Routers) on page 349</a> <a href="#">Syntax (EX Series Switches) on page 349</a> <a href="#">Syntax (QFX Series) on page 349</a> <a href="#">Syntax (MX Series Routers) on page 349</a> <a href="#">Syntax (MX2010 3D Universal Edge Routers) on page 349</a> <a href="#">Syntax (MX2020 3D Universal Edge Routers) on page 349</a> <a href="#">Syntax (MX104 3D Universal Edge Routers) on page 349</a> <a href="#">Syntax (PTX Series Packet Transport Routers) on page 349</a> <a href="#">Syntax (T Series Routers) on page 350</a> <a href="#">Syntax (TX Matrix Routers) on page 350</a> <a href="#">Syntax (TX Matrix Plus Routers) on page 350</a>
-----------------------	--

<b>Syntax</b>	show chassis routing-engine <bios   <i>slot</i> >
---------------	--

<b>Syntax (ACX Series Universal Access Routers)</b>	show chassis routing-engine
---	-----------------------------

<b>Syntax (EX Series Switches)</b>	show chassis routing-engine < <i>slot</i> >
------------------------------------	--

<b>Syntax (QFX Series)</b>	show chassis routing-engine <interconnect-device <i>name</i> > <node-device <i>name</i> >
----------------------------	---

<b>Syntax (MX Series Routers)</b>	show chassis routing-engine <all-members> <bios   <i>slot</i> > <local> <member <i>member-id</i> >
-----------------------------------	--

<b>Syntax (MX2010 3D Universal Edge Routers)</b>	show chassis routing-engine <bios   <i>slot</i> >
--	--

<b>Syntax (MX2020 3D Universal Edge Routers)</b>	show chassis routing-engine <bios   <i>slot</i> >
--	--

<b>Syntax (MX104 3D Universal Edge Routers)</b>	show chassis routing-engine
---	-----------------------------

<b>Syntax (PTX Series Packet Transport Routers)</b>	show chassis routing-engine
---	-----------------------------

<b>Syntax (T Series Routers)</b>	<code>show chassis routing-engine</code> <code>&lt;bios   slot&gt;</code>
<b>Syntax (TX Matrix Routers)</b>	<code>show chassis routing-engine</code> <code>&lt;bios   slot&gt;</code> <code>&lt;lcc number   scc&gt;</code>
<b>Syntax (TX Matrix Plus Routers)</b>	<code>show chassis routing-engine</code> <code>&lt;bios   slot&gt;</code> <code>&lt;lcc number   sfc number&gt;</code>
<b>Release Information</b>	<p>Command introduced before Junos OS Release 7.4.</p> <p>Command introduced in Junos OS Release 9.0 for EX Series switches.</p> <p><b>sfc</b> option introduced for the TX Matrix Plus router in Junos OS Release in 9.6.</p> <p>Command introduced in Junos OS Release 11.1 for QFX Series.</p> <p>Command introduced in Junos OS Release 12.2 for ACX Series Universal Access Routers.</p> <p>Command introduced in Junos OS Release 12.3 for MX2020 3D Universal Edge Routers.</p> <p>Command introduced in Junos OS Release 12.3 for MX2010 3D Universal Edge Routers.</p> <p>Command introduced in Junos OS Release 13.2 for MX104 3D Univesral Edge Routers.</p>
<b>Description</b>	Display the status of the Routing Engine.
<b>Options</b>	<p><b>none</b>—Display information about one or more Routing Engines. On a TX Matrix router, display information about all Routing Engines on the TX Matrix router and its attached T640 routers. On a TX Matrix Plus router, display information about all Routing Engines on the TX Matrix Plus router and its attached routers.</p> <p><b>all-members</b>—(MX Series routers only) (Optional) Display Routing Engine information for all members of the Virtual Chassis configuration.</p> <p><b>bios</b>—(Optional) Display the (BIOS) firmware version.</p> <p><b>interconnect-device number</b>—(QFabric systems only) (Optional) Display Routing Engine information for a specified Interconnect device.</p> <p><b>lcc number</b>—(TX Matrix and TX Matrix Plus routers only) (Optional) On a TX Matrix router, display Routing Engine information for a specified T640 router (line-card chassis) that is connected to the TX Matrix router. On a TX Matrix Plus router, display Routing Engine information for a specified router (line-card chassis) that is connected to the TX Matrix Plus router.</p> <p>Replace <i>number</i> with the following values depending on the LCC configuration:</p> <ul style="list-style-type: none"><li>• 0 through 3, when T640 routers are connected to a TX Matrix router in a routing matrix.</li><li>• 0 through 3, when T1600 routers are connected to a TX Matrix Plus router in a routing matrix.</li><li>• 0 through 7, when T1600 routers are connected to a TX Matrix Plus router with 3D SIBs in a routing matrix.</li><li>• 0, 2, 4, or 6, when T4000 routers are connected to a TX Matrix Plus router with 3D SIBs in a routing matrix.</li></ul>

**local**—(MX Series routers only) (Optional) Display Routing Engine information for the local Virtual Chassis member.

**member *member-id***—(MX Series routers only) (Optional) Display Routing Engine information for the specified member of the Virtual Chassis configuration. For an MX Series Virtual Chassis, replace *member-id* with a value of 0 or 1.

**node-device *number***—(QFabric systems only) (Optional) Display Routing Engine information for a specified Node device.

**scc**—(TX Matrix routers only) (Optional) Display Routing Engine information for the TX Matrix router (switch-card chassis).

**sfc *number***—(TX Matrix Plus routers only) (Optional) Display Routing Engine information for the TX Matrix Plus router (or switch-fabric chassis). Replace *number* with 0.

**slot**—(Systems with multiple Routing Engines) (Optional) Display information for an individual Routing Engine. Replace *slot* with 0 or 1. For QFX3500 switches, there is only one Routing Engine, so you do not need to specify the slot number.

**Required Privilege Level**

view

**Related Documentation**

- *request chassis routing-engine master*
- *Configuring Routing Engine Redundancy*
- *Switching the Global Master and Backup Roles in a Virtual Chassis Configuration*

**List of Sample Output**

[show chassis routing-engine \(M5 Router\) on page 354](#)  
[show chassis routing-engine \(M10 Router\) on page 355](#)  
[show chassis routing-engine \(M20 Router\) on page 355](#)  
[show chassis routing-engine \(M40 Router\) on page 356](#)  
[show chassis routing-engine \(M120 Router\) on page 356](#)  
[show chassis routing-engine \(M160 Router\) on page 357](#)  
[show chassis routing-engine \(MX104 Router\) on page 357](#)  
[show chassis routing-engine \(MX240 Router\) on page 358](#)  
[show chassis routing-engine \(MX480 Router\) on page 359](#)  
[show chassis routing-engine \(MX960 Router\) on page 360](#)  
[show chassis routing-engine \(MX2010 Router\) on page 362](#)  
[show chassis routing-engine \(MX2020 Router\) on page 362](#)  
[show chassis routing-engine \(T320 Router\) on page 363](#)  
[show chassis routing-engine \(T640 Router\) on page 364](#)  
[show chassis routing-engine \(T1600 Router\) on page 365](#)  
[show chassis routing-engine \(T4000 Router\) on page 365](#)  
[show chassis routing-engine \(TX Matrix Router\) on page 366](#)  
[show chassis routing-engine lcc \(TX Matrix Router\) on page 367](#)  
[show chassis routing-engine bios \(TX Matrix Router\) on page 368](#)  
[show chassis routing-engine \(TX Matrix Plus Router\) on page 368](#)  
[show chassis routing-engine lcc \(TX Matrix Plus Router\) on page 369](#)  
[show chassis routing-engine bios \(TX Matrix Plus Router\) on page 370](#)

[show chassis routing-engine \(QFX Series\) on page 370](#)

[show chassis routing engine interconnect-device \(QFabric Systems\) on page 371](#)

[show chassis routing-engine \(PTX Series Packet Transport Router\) on page 371](#)

[show chassis routing-engine \(EX9200 Switch\) on page 372](#)

[show chassis routing-engine \(ACX2000 Universal Access Router\) on page 373](#)

[show chassis routing-engine \(ACX1000 Universal Access Router\) on page 373](#)

**Output Fields** [Table 14 on page 352](#) lists the output fields for the **show chassis routing-engine** command. Output fields are listed in the approximate order in which they appear.

**Table 14: show chassis routing-engine Output Fields**

Field Name	Field Description
<b>Slot</b>	(Systems with single and multiple Routing Engines) Slot number.
<b>Current state</b>	(Systems with multiple Routing Engines) Current state of the Routing Engine: <b>Master</b> , <b>Backup</b> , or <b>Disabled</b> .
<b>Election priority</b>	(Systems with multiple Routing Engines) Election priority for the Routing Engine: <b>Master</b> or <b>Backup</b> .
<b>Temperature</b>	Temperature of the air flowing past the Routing Engine.
<b>CPU Temperature</b>	Temperature of the CPU.
<b>DRAM</b>	Total DRAM available to the Routing Engine's processor.  Starting with Junos OS Release 12.3R1, the DRAM field displays both available memory and installed memory.
<b>Memory utilization</b>	Percentage of Routing Engine memory being used.
<b>CPU utilization</b>	Information about the Routing Engine's CPU utilization: <ul style="list-style-type: none"> <li>• <b>User</b>—Percentage of CPU time being used by user processes.</li> <li>• <b>Background</b>—Percentage of CPU time being used by background processes.</li> <li>• <b>Kernel</b>—Percentage of CPU time being used by kernel processes.</li> <li>• <b>Interrupt</b>—Percentage of CPU time being used by interrupts.</li> <li>• <b>Idle</b>—Percentage of CPU time that is idle.</li> </ul>
<b>5 sec CPU Utilization</b>	Information about the Routing Engine's CPU utilization in the past 5 seconds:
<b>NOTE:</b> Supported only on MX240, MX480, MX960, MX2010, and MX2020.	<ul style="list-style-type: none"> <li>• <b>User</b>—Percentage of CPU time being used by user processes.</li> <li>• <b>Background</b>—Percentage of CPU time being used by background processes.</li> <li>• <b>Kernel</b>—Percentage of CPU time being used by kernel processes.</li> <li>• <b>Interrupt</b>—Percentage of CPU time being used by interrupts.</li> <li>• <b>Idle</b>—Percentage of CPU time that is idle.</li> </ul>

Table 14: show chassis routing-engine Output Fields (*continued*)

Field Name	Field Description
<b>1 min CPU Utilization</b>  <b>NOTE:</b> Supported only on MX240, MX480, MX960, MX2010, and MX2020.	Information about the Routing Engine's CPU utilization in the past 1 minute: <ul style="list-style-type: none"> <li>• <b>User</b>—Percentage of CPU time being used by user processes.</li> <li>• <b>Background</b>—Percentage of CPU time being used by background processes.</li> <li>• <b>Kernel</b>—Percentage of CPU time being used by kernel processes.</li> <li>• <b>Interrupt</b>—Percentage of CPU time being used by interrupts.</li> <li>• <b>Idle</b>—Percentage of CPU time that is idle.</li> </ul>
<b>5 min CPU Utilization</b>  <b>NOTE:</b> Supported only on MX240, MX480, MX960, MX2010, and MX2020.	Information about the Routing Engine's CPU utilization in the past 5 minutes: <ul style="list-style-type: none"> <li>• <b>User</b>—Percentage of CPU time being used by user processes.</li> <li>• <b>Background</b>—Percentage of CPU time being used by background processes.</li> <li>• <b>Kernel</b>—Percentage of CPU time being used by kernel processes.</li> <li>• <b>Interrupt</b>—Percentage of CPU time being used by interrupts.</li> <li>• <b>Idle</b>—Percentage of CPU time that is idle.</li> </ul>
<b>15 min CPU Utilization</b>  <b>NOTE:</b> Supported only on MX240, MX480, MX960, MX2010, and MX2020.	Information about the Routing Engine's CPU utilization in the past 15 minutes: <ul style="list-style-type: none"> <li>• <b>User</b>—Percentage of CPU time being used by user processes.</li> <li>• <b>Background</b>—Percentage of CPU time being used by background processes.</li> <li>• <b>Kernel</b>—Percentage of CPU time being used by kernel processes.</li> <li>• <b>Interrupt</b>—Percentage of CPU time being used by interrupts.</li> <li>• <b>Idle</b>—Percentage of CPU time that is idle.</li> </ul>
<b>Model</b>	Routing Engine model number.
<b>Serial ID</b>	(Systems with multiple Routing Engines) Identification number of the Routing Engine in this slot.
<b>Start time</b>	Time at which the Routing Engine started running.
<b>Uptime</b>	How long the Routing Engine has been running.
Routing Engine BIOS Version	BIOS version being run by the Routing Engine.

Table 14: show chassis routing-engine Output Fields (*continued*)

Field Name	Field Description
Last reboot reason	<p>Reason for last reboot, including:</p> <ul style="list-style-type: none"> <li><b>power cycle/failure</b>—Halt of the Routing Engine using the <b>halt</b> command, powering down using the power button on the chassis or any other method (such as removal of the control board or Routing Engine), and then powering back the Routing Engine. A halt of the operating system also occurs if you enter the <b>request system halt</b> command. You can enter this command to halt the system operations on the chassis or specific Routing Engines. To restart the software, press any key on the keyboard.</li> <li><b>watchdog</b>—Reboot due to a hardware watchdog. A watchdog is a hardware monitoring process that examines the health and performance of the router to enable the device to recover from failures. A watchdog checks for problems at certain intervals, and reboots the routing engine if a problem is encountered.</li> <li><b>reset-button reset</b>—(Not available on the EX Series switch) Reboot due to pressing of the reset button on the Routing Engine.</li> <li><b>power-button hard power off</b>—Reboot due to pressing of the power button on the chassis. A powering down of the software also occurs if you enter the <b>request system power-off</b> command. You can enter this command to power down the chassis or specific Routing Engines; you can then restart the software.</li> <li><b>misc hardware reason</b>—Reboot due to miscellaneous hardware reasons.</li> <li><b>thermal shutdown</b>—Reboot due to the router or switch reaching a critical temperature at which point it is unsafe to continue operations.</li> <li><b>hard disk failure</b>—Reboot due to a hard disk or solid-state drive (SSD) failure.</li> <li><b>reset from debugger</b>—Reboot due to reset from the debugger.</li> <li><b>chassis control reset</b>—Restart the chassis process that manages PICs, FPCs, and other hardware components. The chassis control module that runs the Routing Engine performs management and monitoring functions, and it provides a single access point for operational and maintenance functions. A reset of the chassis management process occurs when you enter the <b>restart chassis-control</b> command.</li> <li><b>bios auto recovery reset</b>—Reboot due to a BIOS auto-recovery reset.</li> <li><b>could not be determined</b>—Reboot due to an undetermined reason.</li> <li><b>Router rebooted after a normal shutdown</b>—Reboot due to a normal shutdown. This reason is displayed if the Routing Engine is powered down by pushing and holding the online/offline button on the Routing Engine faceplate for 30 seconds, and then powered back. A reboot of the software also occurs if you enter the <b>request system reboot</b> command. You can enter this command to reboot the chassis or specific Routing Engines.</li> </ul>
Load averages	Routing Engine load averages for the last 1, 5, and 15 minutes.

## Sample Output

### show chassis routing-engine (M5 Router)

```

user@host> show chassis routing-engine
Routing Engine status:
  Temperature                25 degrees C / 77 degrees F
  DRAM                       768 MB
  Memory utilization         21 percent
  CPU utilization:
    User                     0 percent
    Background               0 percent
    Kernel                   0 percent
    Interrupt                 0 percent

```

```

Idle 100 percent
Model RE-2.0
Serial ID 31000007349bf701
Start time 2003-12-04 09:42:17 PST
Uptime 26 days, 1 hour, 12 minutes, 27 seconds
Last reboot reason Router rebooted after a normal shutdown
Load averages: 1 minute 5 minute 15 minute
                0.00 0.01 0.00

```

### show chassis routing-engine (M10 Router)

```

user@host> show chassis routing-engine
Routing Engine status:
  Temperature 25 degrees C / 77 degrees F
  DRAM 768 MB
  Memory utilization 21 percent
  CPU utilization:
    User 0 percent
    Background 0 percent
    Kernel 0 percent
    Interrupt 0 percent
    Idle 100 percent
  Model RE-2.0
  Serial ID 31000007349bf701
  Start time 2003-12-04 09:42:17 PST
  Uptime 26 days, 1 hour, 12 minutes, 27 seconds
  Last reboot reason Router rebooted after a normal shutdown
  Load averages: 1 minute 5 minute 15 minute
                  0.00 0.01 0.00

```

### show chassis routing-engine (M20 Router)

```

user@host> show chassis routing-engine
Routing Engine status:
  Slot 0:
    Current state Master
    Election priority Master (default)
    Temperature 29 degrees C / 84 degrees F
    DRAM 768 MB
    Memory utilization 20 percent
    CPU utilization:
      User 1 percent
      Background 0 percent
      Kernel 2 percent
      Interrupt 0 percent
      Idle 97 percent
    Model RE-2.0
    Serial ID 58000007348d9a01
    Start time 2003-12-30 07:05:47 PST
    Uptime 3 hours, 41 minutes, 14 seconds
    Last reboot reason Router rebooted after a normal shutdown
    Load averages: 1 minute 5 minute 15 minute
                    0.00 0.02 0.00

  Routing Engine status:
    Slot 1:
      Current state Backup
      Election priority Backup (default)
      Temperature 29 degrees C / 84 degrees F
      DRAM 768 MB
      Memory utilization 0 percent
      CPU utilization:

```

```

User                0 percent
Background          0 percent
Kernel              1 percent
Interrupt           0 percent
Idle                99 percent
Model               RE-2.0
Serial ID            d800000734745701
Start time           2003-06-17 16:37:33 PDT
Uptime               195 days, 18 hours, 47 minutes, 9 seconds
Last reboot reason   Router rebooted after a normal shutdown

```

### show chassis routing-engine (M40 Router)

```

user@host> show chassis routing-engine
Routing Engine status:
  Temperature        25 degrees C / 77 degrees F
  DRAM                768 MB
  Memory utilization  21 percent
  CPU utilization:
    User              0 percent
    Background        0 percent
    Kernel             0 percent
    Interrupt          0 percent
    Idle              100 percent
  Model              RE-2.0
  Serial ID           31000007349bf701
  Start time           2003-12-04 09:42:17 PST
  Uptime               26 days, 1 hour, 12 minutes, 27 seconds
  Last reboot reason   Router rebooted after a normal shutdown
  Load averages:      1 minute   5 minute  15 minute
                      0.00        0.01    0.00

```

### show chassis routing-engine (M120 Router)

```

user@host> show chassis routing-engine
Routing Engine status:
Slot 0:
  Current state        Master
  Election priority     Master (default)
  Temperature          46 degrees C / 114 degrees F
  CPU temperature       44 degrees C / 111 degrees F
  DRAM                  2048 MB
  Memory utilization    18 percent
  CPU utilization:
    User                0 percent
    Background           0 percent
    Kernel               5 percent
    Interrupt            0 percent
    Idle                 95 percent
  Model                 RE-A-1000
  Serial ID             1000621154
  Start time            2006-10-31 17:10:05 PST
  Uptime                14 minutes, 31 seconds
  Last reboot reason     Router rebooted after a normal shutdown
  Load averages:        1 minute   5 minute  15 minute
                      0.02        0.07    0.07

Routing Engine status:
Slot 1:
  Current state        Backup
  Election priority     Backup (default)
  Temperature          45 degrees C / 113 degrees F

```

```

CPU temperature          42 degrees C / 107 degrees F
DRAM                    2048 MB
Memory utilization       15 percent
CPU utilization:
  User                   0 percent
  Background             0 percent
  Kernel                 0 percent
  Interrupt              0 percent
  Idle                   100 percent
Model                   RE-A-1000
Serial ID                1000621151
Start time               2006-10-31 17:10:04 PST
Uptime                  14 minutes, 30 seconds
Last reboot reason      Router rebooted after a normal shutdown

```

### show chassis routing-engine (M160 Router)

```

user@host> show chassis routing-engine
Routing Engine status:
Slot 0:
  Current state          Master
  Election priority      Master (default)
  Temperature            43 degrees C / 109 degrees F
  DRAM                   2048 MB
  Memory utilization     11 percent
  CPU utilization:
    User                 1 percent
    Background           0 percent
    Kernel               2 percent
    Interrupt            0 percent
    Idle                 97 percent
  Model                  RE-3.0
  Serial ID              210865700403
  Start time             2003-12-23 12:25:55 PST
  Uptime                 6 days, 22 hours, 33 minutes, 24 seconds
  Last reboot reason     Router rebooted after a normal shutdown
  Load averages:        1 minute   5 minute   15 minute
                        0.24       0.13       0.04

Routing Engine status:
Slot 1:
  Current state          Backup
  Election priority      Backup (default)
  Temperature            40 degrees C / 104 degrees F
  DRAM                   2048 MB
  Memory utilization     9 percent
  CPU utilization:
    User                 0 percent
    Background           0 percent
    Kernel               0 percent
    Interrupt            0 percent
    Idle                 100 percent
  Model                  RE-3.0
  Serial ID              210865700332
  Start time             2003-12-23 12:25:55 PST
  Uptime                 6 days, 22 hours, 33 minutes, 21 seconds
  Last reboot reason     Router rebooted after a normal shutdown

```

### show chassis routing-engine (MX104 Router)

```

user@host> show chassis routing-engine

```

```

Routing Engine status:
Slot 0:
  Current state           Master
  Election priority       Master (default)
  Temperature             32 degrees C / 89 degrees F
  CPU temperature         42 degrees C / 107 degrees F
  DRAM                   3840 MB (3840 MB installed)
  Memory utilization      18 percent
  CPU utilization:
    User                  0 percent
    Background            0 percent
    Kernel                3 percent
    Interrupt             2 percent
    Idle                  94 percent
  Model                  RE-MX-104
  Serial ID              CAAR5925
  Start time             2013-06-05 13:17:08 IST
  Uptime                 1 hour, 15 minutes, 8 seconds
  Last reboot reason     0x200:normal shutdown
  Load averages:         1 minute   5 minute   15 minute
                        0.87       0.90       0.41

Routing Engine status:
Slot 1:
  Current state           Backup
  Election priority       Backup (default)
  Temperature             32 degrees C / 89 degrees F
  CPU temperature         38 degrees C / 100 degrees F
  DRAM                   3840 MB (3840 MB installed)
  Memory utilization      13 percent
  CPU utilization:
    User                  0 percent
    Background            0 percent
    Kernel                1 percent
    Interrupt             2 percent
    Idle                  97 percent
  Model                  RE-MX-104
  Serial ID              CAAM6369
  Start time             2013-06-05 13:07:37 IST
  Uptime                 1 hour, 24 minutes, 34 seconds
  Last reboot reason     0x200:normal shutdown
  Load averages:         1 minute   5 minute   15 minute
                        0.19       0.15       0.06

```

### show chassis routing-engine (MX240 Router)

```

user@host> show chassis routing-engine
Routing Engine status:
Slot 0:
  Current state           Master
  Election priority       Master (default)
  Temperature             36 degrees C / 96 degrees F
  CPU temperature         35 degrees C / 95 degrees F
  DRAM                   3314 MB (8192 MB installed)
  Memory utilization      37 percent
  5 sec CPU utilization:
    User                  0 percent
    Background            0 percent
    Kernel                1 percent
    Interrupt             0 percent
    Idle                  99 percent
  1 min CPU utilization:

```

```

User                0 percent
Background          0 percent
Kernel              1 percent
Interrupt            0 percent
Idle                99 percent
5 min CPU utilization:
User                0 percent
Background          0 percent
Kernel              1 percent
Interrupt            0 percent
Idle                99 percent
15 min CPU utilization:
User                0 percent
Background          0 percent
Kernel              1 percent
Interrupt            0 percent
Idle                99 percent
Model               RE-S-1800x4
Serial ID            9009074155
Start time           2014-10-13 00:35:41 PDT
Uptime               98 days, 2 hours, 6 minutes, 35 seconds
Last reboot reason   Router rebooted after a normal shutdown.
Load averages:       1 minute   5 minute   15 minute
                     0.12       0.12       0.13

Routing Engine status:
Slot 1:
  Current state      Present

```

### show chassis routing-engine (MX480 Router)

```

user@host> show chassis routing-engine
Routing Engine status:
Slot 0:
  Current state      Backup
  Election priority   Master (default)
  Temperature         30 degrees C / 86 degrees F
  CPU temperature     32 degrees C / 89 degrees F
  DRAM                3314 MB (8192 MB installed)
  Memory utilization  51 percent
  5 sec CPU utilization:
    User              0 percent
    Background        0 percent
    Kernel             0 percent
    Interrupt          0 percent
    Idle              100 percent
  1 min CPU utilization:
    User              0 percent
    Background        0 percent
    Kernel             0 percent
    Interrupt          0 percent
    Idle              0 percent
  5 min CPU utilization:
    User              0 percent
    Background        0 percent
    Kernel             0 percent
    Interrupt          0 percent
    Idle              0 percent
  15 min CPU utilization:
    User              0 percent
    Background        0 percent
    Kernel             0 percent

```

```

        Interrupt          0 percent
        Idle               0 percent
        Model              RE-S-1800x4
        Serial ID          9009079817
        Start time         2015-01-19 01:45:58 PST
        Uptime              7 minutes, 23 seconds
        Last reboot reason  Router rebooted after a normal shutdown.
        Load averages:     1 minute   5 minute   15 minute
                           0.16       0.16       0.09

Routing Engine status:
Slot 1:
  Current state           Master
  Election priority       Backup (default)
  Temperature             31 degrees C / 87 degrees F
  CPU temperature         32 degrees C / 89 degrees F
  DRAM                    8144 MB (8192 MB installed)
  Memory utilization      23 percent
  5 sec CPU utilization:
    User                  0 percent
    Background            0 percent
    Kernel                1 percent
    Interrupt             0 percent
    Idle                  99 percent
  1 min CPU utilization:
    User                  0 percent
    Background            0 percent
    Kernel                1 percent
    Interrupt             0 percent
    Idle                  98 percent
  5 min CPU utilization:
    User                  0 percent
    Background            0 percent
    Kernel                1 percent
    Interrupt             0 percent
    Idle                  98 percent
  15 min CPU utilization:
    User                  0 percent
    Background            0 percent
    Kernel                1 percent
    Interrupt             0 percent
    Idle                  98 percent
  Model                  RE-S-1800x4
  Serial ID              9009079838
  Start time             2015-01-09 10:52:20 PST
  Uptime                  9 days, 15 hours, 1 minute, 4 seconds
  Last reboot reason     Router rebooted after a normal shutdown.
  Load averages:        1 minute   5 minute   15 minute
                           0.10       0.16       0.16

```

### show chassis routing-engine (MX960 Router)

```

user@host> show chassis routing-engine
Routing Engine status:
Slot 0:
  Current state           Master
  Election priority       Master (default)
  Temperature             37 degrees C / 98 degrees F
  CPU temperature         34 degrees C / 93 degrees F
  DRAM                    3313 MB (16384 MB installed)
  Memory utilization      31 percent
  5 sec CPU utilization:

```

```

User                0 percent
Background          0 percent
Kernel              3 percent
Interrupt            1 percent
Idle                96 percent
1 min CPU utilization:
User                0 percent
Background          0 percent
Kernel              4 percent
Interrupt            1 percent
Idle                96 percent
5 min CPU utilization:
User                0 percent
Background          0 percent
Kernel              4 percent
Interrupt            1 percent
Idle                95 percent
15 min CPU utilization:
User                0 percent
Background          0 percent
Kernel              4 percent
Interrupt            1 percent
Idle                95 percent
Model               RE-S-1800x4
Serial ID            9013043785
Start time           2015-01-12 23:37:53 PST
Uptime               6 days, 2 hours, 17 minutes, 3 seconds
Last reboot reason    Router rebooted after a normal shutdown.
Load averages:       1 minute   5 minute   15 minute
                       0.00       0.02       0.00

Routing Engine status:
Slot 1:
Current state        Backup
Election priority     Backup (default)
Temperature           37 degrees C / 98 degrees F
CPU temperature       34 degrees C / 93 degrees F
DRAM                  3313 MB (16384 MB installed)
Memory utilization    26 percent
5 sec CPU utilization:
User                0 percent
Background          0 percent
Kernel              0 percent
Interrupt            0 percent
Idle                99 percent
1 min CPU utilization:
User                0 percent
Background          0 percent
Kernel              0 percent
Interrupt            0 percent
Idle                0 percent
5 min CPU utilization:
User                0 percent
Background          0 percent
Kernel              0 percent
Interrupt            0 percent
Idle                0 percent
15 min CPU utilization:
User                0 percent
Background          0 percent
Kernel              0 percent
Interrupt            0 percent

```

```

Idle 0 percent
Model RE-S-1800x4
Serial ID 9013037303
Start time 2015-01-12 23:25:29 PST
Uptime 6 days, 2 hours, 29 minutes, 21 seconds
Last reboot reason Router rebooted after a normal shutdown.
Load averages: 1 minute 5 minute 15 minute
                0.00 0.00 0.00

```

### show chassis routing-engine (MX2010 Router)

```

user@host> show chassis routing-engine
Routing Engine status:
Slot 0:
  Current state Master
  Election priority Master (default)
  Temperature 41 degrees C / 105 degrees F
  CPU temperature 38 degrees C / 100 degrees F
  DRAM 3313 MB (16384 MB installed)
  Memory utilization 37 percent
  5 sec CPU utilization:
    User 0 percent
    Background 0 percent
    Kernel 2 percent
    Interrupt 2 percent
    Idle 96 percent
  1 min CPU utilization:
    User 0 percent
    Background 0 percent
    Kernel 2 percent
    Interrupt 2 percent
    Idle 97 percent
  5 min CPU utilization:
    User 0 percent
    Background 0 percent
    Kernel 2 percent
    Interrupt 2 percent
    Idle 97 percent
  15 min CPU utilization:
    User 0 percent
    Background 0 percent
    Kernel 2 percent
    Interrupt 2 percent
    Idle 97 percent
  Model RE-S-1800x4
  Serial ID 9009146890
  Start time 2015-01-18 21:35:12 PST
  Uptime 4 hours, 21 minutes, 34 seconds
  Last reboot reason Router rebooted after a normal shutdown.
  Load averages: 1 minute 5 minute 15 minute
                  0.11 0.14 0.14

```

### show chassis routing-engine (MX2020 Router)

```

user@host> show chassis routing-engine
Routing Engine status:
Slot 0:
  Current state Master
  Election priority Master (default)
  Temperature 2 degrees C / 35 degrees F
  CPU temperature 32 degrees C / 89 degrees F

```

```

DRAM                               32735 MB (32768 MB installed)
Memory utilization                   10 percent
5 sec CPU utilization:
  User                              0 percent
  Background                        0 percent
  Kernel                            1 percent
  Interrupt                         1 percent
  Idle                              98 percent
1 min CPU utilization:
  User                              0 percent
  Background                        0 percent
  Kernel                            1 percent
  Interrupt                         1 percent
  Idle                              99 percent
5 min CPU utilization:
  User                              0 percent
  Background                        0 percent
  Kernel                            1 percent
  Interrupt                         1 percent
  Idle                              99 percent
15 min CPU utilization:
  User                              0 percent
  Background                        0 percent
  Kernel                            1 percent
  Interrupt                         1 percent
  Idle                              99 percent
Model                               RE-S-2X00x8
Serial ID                           CADN0309
Start time                          2015-01-08 16:31:15 PST
Uptime                              4 days, 22 hours, 59 minutes, 3 seconds
Last reboot reason                   Router rebooted after a normal shutdown.
Load averages:                      1 minute   5 minute   15 minute
                                   0.39        0.41        0.34

```

### show chassis routing-engine (T320 Router)

```

user@host> show chassis routing-engine
Slot 0:
  Current state                      Master
  Election priority                   Master (default)
  Temperature                         51 degrees C / 123 degrees F
  CPU temperature                     55 degrees C / 131 degrees F
  DRAM                               3584 MB
  Memory utilization                   11 percent
  CPU utilization:
    User                             0 percent
    Background                        0 percent
    Kernel                            2 percent
    Interrupt                         0 percent
    Idle                              97 percent
  Model                              RE-A-2000
  Serial ID                           9009010618
  Start time                          2012-10-10 01:24:05 PDT
  Uptime                              5 days, 10 hours, 49 minutes, 23 seconds
  Last reboot reason                   0x1:power cycle/failure
  Load averages:                     1 minute   5 minute   15 minute
                                   0.00        0.05        0.04

Routing Engine status:
Slot 1:
  Current state                      Backup
  Election priority                   Backup (default)

```

```

Temperature          45 degrees C / 113 degrees F
CPU temperature       48 degrees C / 118 degrees F
DRAM                 3584 MB
Memory utilization    9 percent
CPU utilization:
  User                0 percent
  Background          0 percent
  Kernel              0 percent
  Interrupt            0 percent
  Idle                100 percent
Model                RE-A-2000
Serial ID             9009003642
Start time            2012-10-10 01:24:04 PDT
Uptime                5 days, 10 hours, 49 minutes, 28 seconds
Last reboot reason    0x1:power cycle/failure

```

### show chassis routing-engine (T640 Router)

```
user@host> show chassis routing-engine
```

```
Routing Engine status:
```

```
Slot 0:
```

```

Current state          Master
Election priority       Master (default)
Temperature             50 degrees C / 122 degrees F
CPU temperature         58 degrees C / 136 degrees F
DRAM                   3584 MB
Memory utilization      14 percent
CPU utilization:
  User                  1 percent
  Background            0 percent
  Kernel                4 percent
  Interrupt              1 percent
  Idle                  95 percent
Model                  RE-A-2000
Serial ID               1000686556
Start time              2012-10-10 01:24:02 PDT
Uptime                  5 days, 10 hours, 50 minutes, 27 seconds
Last reboot reason      0x1:power cycle/failure
Load averages:          1 minute   5 minute   15 minute
                        1.24       0.33      0.12

```

```
Routing Engine status:
```

```
Slot 1:
```

```

Current state          Backup
Election priority       Backup (default)
Temperature             44 degrees C / 111 degrees F
CPU temperature         49 degrees C / 120 degrees F
DRAM                   3584 MB
Memory utilization      12 percent
CPU utilization:
  User                  0 percent
  Background            0 percent
  Kernel                0 percent
  Interrupt              1 percent
  Idle                  99 percent
Model                  RE-A-2000
Serial ID               1000702739
Start time              2012-10-10 01:24:02 PDT
Uptime                  5 days, 10 hours, 50 minutes, 26 seconds
Last reboot reason      0x1:power cycle/failure

```

**show chassis routing-engine (T1600 Router)**

```

user@host> show chassis routing-engine
Routing Engine status:
Slot 0:
  Current state           Master
  Election priority       Master (default)
  Temperature             48 degrees C / 118 degrees F
  CPU temperature         58 degrees C / 136 degrees F
  DRAM                    3584 MB
  Memory utilization      13 percent
  CPU utilization:
    User                  0 percent
    Background            0 percent
    Kernel                3 percent
    Interrupt             1 percent
    Idle                  96 percent
  Model                   RE-A-2000
  Serial ID               1000704521
  Start time              2012-10-10 01:23:41 PDT
  Uptime                  5 days, 10 hours, 46 minutes, 56 seconds
  Last reboot reason      0x1:power cycle/failure
  Load averages:         1 minute   5 minute   15 minute
                        0.05       0.03       0.01

Routing Engine status:
Slot 1:
  Current state           Backup
  Election priority       Backup (default)
  Temperature             44 degrees C / 111 degrees F
  CPU temperature         48 degrees C / 118 degrees F
  DRAM                    3584 MB
  Memory utilization      12 percent
  CPU utilization:
    User                  0 percent
    Background            0 percent
    Kernel                0 percent
    Interrupt             0 percent
    Idle                  100 percent
  Model                   RE-A-2000
  Serial ID               9009006579
  Start time              2012-10-10 01:23:42 PDT
  Uptime                  5 days, 10 hours, 46 minutes, 54 seconds
  Last reboot reason      0x1:power cycle/failure

```

**show chassis routing-engine (T4000 Router)**

```

user@host> show chassis routing-engine
Routing Engine status:
Slot 0:
  Current state           Master
  Election priority       Master (default)
  Temperature             33 degrees C / 91 degrees F
  CPU temperature         50 degrees C / 122 degrees F
  DRAM                    8960 MB
  Memory utilization      18 percent
  CPU utilization:
    User                  0 percent
    Background            0 percent
    Kernel                4 percent
    Interrupt             1 percent
    Idle                  95 percent

```

```

Model RE-DUO-1800
Serial ID P737F-002248
Start time 2012-02-09 22:49:53 PST
Uptime 2 hours, 21 minutes, 35 seconds
Last reboot reason Router rebooted after a normal shutdown.
Load averages: 1 minute 5 minute 15 minute
                0.00      0.04      0.00

Routing Engine status:
Slot 1:
  Current state Backup
  Election priority Backup (default)
  Temperature 32 degrees C / 89 degrees F
  CPU temperature 46 degrees C / 114 degrees F
  DRAM 8960 MB
  Memory utilization 24 percent
  CPU utilization:
    User 0 percent
    Background 0 percent
    Kernel 0 percent
    Interrupt 0 percent
    Idle 99 percent
  Model RE-DUO-1800
  Serial ID P737F-002653
  Start time 2012-02-08 20:12:51 PST
  Uptime 1 day, 4 hours, 58 minutes, 28 seconds
  Last reboot reason Router rebooted after a normal shutdown.

```

#### show chassis routing-engine (TX Matrix Router)

```

user@host> show chassis routing-engine
scc-re0:
-----
Routing Engine status:
Slot 0:
  Current state Master
  Election priority Master (default)
  Temperature 34 degrees C / 93 degrees F
  CPU temperature 33 degrees C / 91 degrees F
  DRAM 2048 MB
  Memory utilization 12 percent
  CPU utilization:
    User 0 percent
    Background 0 percent
    Kernel 2 percent
    Interrupt 0 percent
    Idle 98 percent
  Model RE-4.0
  Serial ID P11123900153
  Start time 2004-08-05 18:42:05 PDT
  Uptime 9 days, 22 hours, 49 minutes, 50 seconds
  Last reboot reason Router rebooted after a normal shutdown
  Load averages: 1 minute 5 minute 15 minute
                  0.00      0.08      0.07

lcc0-re0:
-----
Routing Engine status:
Slot 0:
  Current state Master
  Election priority Master (default)
  Temperature 33 degrees C / 91 degrees F

```

```

CPU temperature      30 degrees C / 86 degrees F
DRAM                2048 MB
Memory utilization   12 percent
CPU utilization:
  User               0 percent
  Background         0 percent
  Kernel             1 percent
  Interrupt          0 percent
  Idle               98 percent
Model               RE-3.0
Serial ID            210865700363
Start time           2004-08-05 18:42:05 PDT
Uptime               9 days, 22 hours, 48 minutes, 20 seconds
Last reboot reason   Router rebooted after a normal shutdown
Load averages:       1 minute   5 minute   15 minute
                     0.00       0.02       0.00

```

lcc2-re0:

-----  
Routing Engine status:

Slot 0:

```

Current state        Master
Election priority     Master (default)
Temperature           34 degrees C / 93 degrees F
CPU temperature       35 degrees C / 95 degrees F
DRAM                 2048 MB
Memory utilization    12 percent
CPU utilization:
  User               0 percent
  Background         0 percent
  Kernel             2 percent
  Interrupt          0 percent
  Idle               98 percent
Model               RE-4.0
Serial ID            P11123900126
Start time           2004-08-05 18:42:05 PDT
Uptime               9 days, 22 hours, 49 minutes, 4 seconds
Last reboot reason   Router rebooted after a normal shutdown
Load averages:       1 minute   5 minute   15 minute
                     0.01       0.01       0.0

```

### show chassis routing-engine lcc (TX Matrix Router)

```

user@host> show chassis routing-engine 0 lcc 0

```

lcc0-re0:

-----  
Routing Engine status:

Slot 0:

```

Current state        Master
Election priority     Master (default)
Temperature           33 degrees C / 91 degrees F
CPU temperature       30 degrees C / 86 degrees F
DRAM                 2048 MB
Memory utilization    12 percent
CPU utilization:
  User               0 percent
  Background         0 percent
  Kernel             1 percent
  Interrupt          0 percent
  Idle               98 percent
Model               RE-3.0

```

```

Serial ID                210865700363
Start time               2004-08-05 18:42:05 PDT
Uptime                   7 days, 22 hours, 49 minutes, 6 seconds
Last reboot reason       Router rebooted after a normal shutdown
Load averages:           1 minute   5 minute   15 minute
                        0.00         0.00         0.00

```

#### show chassis routing-engine bios (TX Matrix Router)

```

user@host> show chassis routing-engine bios
scc-re0:

```

```

-----
Routing Engine BIOS Version: V1.0.0
lcc0-re0:

```

```

-----
Routing Engine BIOS Version: V1.0.17
lcc2-re0:

```

```

-----
Routing Engine BIOS Version: V1.0.0

```

#### show chassis routing-engine (TX Matrix Plus Router)

```

user@host> show chassis routing-engine
sfc0-re0:

```

```

-----
Routing Engine status:

```

Slot 0:

```

Current state             Master
Election priority         Master (default)
Temperature               27 degrees C / 80 degrees F
CPU temperature           42 degrees C / 107 degrees F
DRAM                     3327 MB
Memory utilization        12 percent
CPU utilization:
  User                    0 percent
  Background              0 percent
  Kernel                  2 percent
  Interrupt               0 percent
  Idle                    98 percent
Model                     RE-TXP-SFC
Serial ID                 737A-1024
Start time                2009-05-11 17:39:49 PDT
Uptime                    3 hours, 45 minutes, 25 seconds
Last reboot reason        Router rebooted after a normal shutdown.
Load averages:           1 minute   5 minute   15 minute
                        0.00         0.00         0.00

```

```

Routing Engine status:

```

Slot 1:

```

Current state             Backup
Election priority         Backup (default)
Temperature               29 degrees C / 84 degrees F
CPU temperature           43 degrees C / 109 degrees F
DRAM                     3327 MB
Memory utilization        11 percent
CPU utilization:
  User                    0 percent
  Background              0 percent
  Kernel                  0 percent
  Interrupt               0 percent
  Idle                   100 percent
Model                     RE-TXP-SFC

```

```

Serial ID          737A-1024
Start time         2009-05-11 17:08:54 PDT
Uptime             4 hours, 16 minutes, 52 seconds
Last reboot reason 0x1:power cycle/failure

```

```
lcc0-re0:
```

```
-----
Routing Engine status:
```

```
Slot 0:
```

```

Current state      Master
Election priority  Master (default)
Temperature        30 degrees C / 86 degrees F
CPU temperature    43 degrees C / 109 degrees F
DRAM              3327 MB
Memory utilization 9 percent
CPU utilization:
  User             0 percent
  Background       0 percent
  Kernel           2 percent
  Interrupt        0 percent
  Idle             98 percent
Model             RE-TXP-LCC
Serial ID         737F-1024
Start time        2009-05-11 17:40:32 PDT
Uptime            3 hours, 44 minutes, 51 seconds
Last reboot reason Router rebooted after a normal shutdown.
Load averages:    1 minute   5 minute   15 minute
                  0.00       0.00       0.00

```

```
Routing Engine status:
```

```
Slot 1:
```

```

Current state      Backup
Election priority  Backup (default)
Temperature        30 degrees C / 86 degrees F
CPU temperature    43 degrees C / 109 degrees F
DRAM              3327 MB
Memory utilization 9 percent
CPU utilization:
  User             0 percent
  Background       0 percent
  Kernel           0 percent
  Interrupt        0 percent
  Idle             100 percent
Model             RE-TXP-LCC
Serial ID         737F-1024
Start time        2009-05-06 17:31:32 PDT
Uptime            5 days, 3 hours, 54 minutes, 19 seconds
Last reboot reason Router rebooted after a normal shutdown.

```

### show chassis routing-engine lcc (TX Matrix Plus Router)

```
user@host> show chassis routing-engine 0 lcc 0
```

```
lcc0-re0:
```

```
-----
Routing Engine status:
```

```
Slot 0:
```

```

Current state      Master
Election priority  Master (default)
Temperature        30 degrees C / 86 degrees F
CPU temperature    43 degrees C / 109 degrees F
DRAM              3327 MB
Memory utilization 9 percent

```

```

CPU utilization:
  User          0 percent
  Background    0 percent
  Kernel        2 percent
  Interrupt     0 percent
  Idle          98 percent
Model          RE-TXP-LCC
Serial ID      737F-1024
Start time     2009-05-11 17:40:32 PDT
Uptime         3 hours, 45 minutes, 26 seconds
Last reboot reason Router rebooted after a normal shutdown.
Load averages: 1 minute 5 minute 15 minute
                  0.00      0.00      0.00

Routing Engine status:
Slot 1:
  Current state Backup
  Election priority Backup (default)
  Temperature    30 degrees C / 86 degrees F
  CPU temperature 43 degrees C / 109 degrees F
  DRAM           3327 MB
  Memory utilization 9 percent
  CPU utilization:
    User          0 percent
    Background    0 percent
    Kernel        0 percent
    Interrupt     0 percent
    Idle          100 percent
  Model          RE-TXP-LCC
  Serial ID      737F-1024
  Start time     2009-05-06 17:31:32 PDT
  Uptime         5 days, 3 hours, 54 minutes, 59 seconds
  Last reboot reason Router rebooted after a normal shutdown.

```

#### show chassis routing-engine bios (TX Matrix Plus Router)

```

user@host> show chassis routing-engine bios
sfc0-re0:

```

```

-----
Routing Engine BIOS Version: V0.0.Z

```

```

lcc0-re0:

```

```

-----
Routing Engine BIOS Version: V0.0.N

```

#### show chassis routing-engine (QFX Series)

```

user@switch> show chassis routing-engine
Routing Engine status:
Slot 0:
  Current state Master
  Election priority Master (default)
  DRAM 2820 MB
  Memory utilization 49 percent
  CPU utilization:
    User 1 percent
    Background 0 percent
    Kernel 1 percent
    Interrupt 0 percent
    Idle 97 percent
  Model QFX3500-48S4Q
  Serial ID S/N ED3709

```

```

Uptime 3 days, 4 hours, 29 minutes, 42 seconds
Last reboot reason 0x200:chassis control reset
Load averages: 1 minute 5 minute 15 minute
0.37 0.26 0.19

```

### show chassis routing-engine interconnect-device (QFabric Systems)

```

user@switch> show chassis routing-engine
Routing Engine status:
Slot 0:
  Current state           Master
  Election priority       Master (default)
  Temperature             48 degrees C / 118 degrees F
  DRAM                   3312 MB
  Memory utilization      63 percent
  CPU utilization:
    User                  14 percent
    Background            0 percent
    Kernel                5 percent
    Interrupt             0 percent
    Idle                  81 percent
  Model                  RE-QFXC08-CB4S
  Serial ID              BUILTIN
  Start time              2011-07-06 13:26:15 UTC
  Uptime                  11 hours, 24 minutes, 57 seconds
  Last reboot reason      0x4:reset-button reset
  Load averages:         1 minute   5 minute   15 minute
                        2.62         2.31         2.28

Routing Engine status:
Slot 1:
  Current state           Backup
  Election priority       Backup (default)
  Temperature             39 degrees C / 102 degrees F
  DRAM                   3312 MB
  Memory utilization      59 percent
  CPU utilization:
    User                  9 percent
    Background            0 percent
    Kernel                1 percent
    Interrupt             0 percent
    Idle                  91 percent
  Model                  RE-QFXC08-CB4S
  Serial ID              BUILTIN
  Start time              2011-07-06 13:24:58 UTC
  Uptime                  11 hours, 26 minutes, 18 seconds
  Last reboot reason      0x4:reset-button reset

```

### show chassis routing-engine (PTX Series Packet Transport Router)

```

user@switch> show chassis routing-engine
Routing Engine status:
Slot 0:
  Current state           Master
  Election priority       Master (default)
  Temperature             60 degrees C / 140 degrees F
  CPU temperature         76 degrees C / 168 degrees F
  DRAM                   17152 MB
  Memory utilization      11 percent
  CPU utilization:
    User                  0 percent

```

```

        Background          0 percent
        Kernel              4 percent
        Interrupt           0 percent
        Idle                95 percent
        Model               RE-DUO-2600
        Serial ID           P737A-002231
        Start time          2011-12-21 16:54:37 PST
        Uptime              25 minutes, 44 seconds
        Last reboot reason   Router rebooted after a normal shutdown.
        Load averages:      1 minute   5 minute   15 minute
                           0.01        0.02        0.06

Routing Engine status:
Slot 1:
  Current state             Backup
  Election priority         Backup (default)
  Temperature               50 degrees C / 122 degrees F
  CPU temperature           64 degrees C / 147 degrees F
  DRAM                     17152 MB
  Memory utilization        10 percent
  CPU utilization:
    User                    0 percent
    Background              0 percent
    Kernel                  0 percent
    Interrupt               0 percent
    Idle                    99 percent
  Model                     RE-DUO-2600
  Serial ID                 P737A-002438
  Start time                2011-12-21 16:52:26 PST
  Uptime                    27 minutes, 49 seconds
  Last reboot reason        Router rebooted after a normal shutdown.

```

#### show chassis routing-engine (EX9200 Switch)

```

user@switch> show chassis routing-engine
Routing Engine status:
Slot 0:
  Current state             Master
  Election priority         Master (default)
  Temperature               35 degrees C / 95 degrees F
  CPU temperature           33 degrees C / 91 degrees F
  DRAM                     8157 MB
  Installed Memory          8192 MB
  Memory utilization        18 percent
  CPU utilization:
    User                    1 percent
    Background              0 percent
    Kernel                  4 percent
    Interrupt               1 percent
    Idle                    94 percent
  Model                     RE-S-EX9200-1800X4
  Serial ID                 9009119555
  Start time                2014-03-12 14:58:05 UTC
  Uptime                    1 hour, 41 minutes, 51 seconds
  Last reboot reason        Router rebooted after a normal shutdown.
  Load averages:          1 minute   5 minute   15 minute
                           0.02        0.02        0.00

Routing Engine status:
Slot 1:
  Current state             Backup
  Election priority         Backup (default)

```

[...Output truncated...]

### show chassis routing-engine (ACX2000 Universal Access Router)

```
user@host> show chassis routing-engine
Routing Engine status:
  Temperature           53 degrees C / 127 degrees F
  DRAM                   1536 MB
  Memory utilization     25 percent
  CPU utilization:
    User                 0 percent
    Background           0 percent
    Kernel               0 percent
    Interrupt            1 percent
    Idle                 99 percent
  Model                  RE-ACX-2000
  Start time             2012-05-09 00:57:07 PDT
  Uptime                 5 days, 3 hours, 16 minutes, 15 seconds
  Last reboot reason     Router rebooted after a normal shutdown.
  Load averages:        1 minute   5 minute  15 minute
                        0.00        0.03    0.05
```

### show chassis routing-engine (ACX1000 Universal Access Router)

```
user@host> show chassis routing-engine
Routing Engine status:
  Temperature           36 degrees C / 96 degrees F
  DRAM                   768 MB
  Memory utilization     50 percent
  CPU utilization:
    User                 3 percent
    Background           0 percent
    Kernel               6 percent
    Interrupt            0 percent
    Idle                 91 percent
  Model                  RE-ACX-1000
  Start time             2012-05-10 07:12:23 PDT
  Uptime                 4 days, 10 hours, 46 minutes, 53 seconds
  Last reboot reason     Router rebooted after a normal shutdown.
  Load averages:        1 minute   5 minute  15 minute
                        0.00        0.00    0.00
```

## show chassis temperature-thresholds

<b>List of Syntax</b>	<a href="#">Syntax on page 374</a> <a href="#">Syntax (TX Matrix Routers) on page 374</a> <a href="#">Syntax (TX Matrix Plus Routers) on page 374</a> <a href="#">Syntax (MX Series Routers) on page 374</a> <a href="#">Syntax (MX104, MX2010, and MX2020 3D Universal Edge Routers) on page 374</a> <a href="#">Syntax (QFX Series) on page 374</a> <a href="#">Syntax (PTX Series) on page 374</a>
<b>Syntax</b>	show chassis temperature-thresholds
<b>Syntax (TX Matrix Routers)</b>	show chassis temperature-thresholds <fcc number   scc>
<b>Syntax (TX Matrix Plus Routers)</b>	show chassis temperature-thresholds <fcc number   sfc number>
<b>Syntax (MX Series Routers)</b>	show chassis temperature-thresholds <all-members> <local> <member member-id>
<b>Syntax (MX104, MX2010, and MX2020 3D Universal Edge Routers)</b>	show chassis temperature-thresholds
<b>Syntax (QFX Series)</b>	show chassis temperature-thresholds <interconnect-device name> <node-device name>
<b>Syntax (PTX Series)</b>	show chassis temperature-thresholds
<b>Release Information</b>	<p>Command introduced in Junos OS Release 8.0.</p> <p>Command introduced in Junos OS Release 9.0 for EX Series switches.</p> <p><b>sfc</b> command introduced for the TX Matrix Plus router in Junos OS Release 9.6.</p> <p>Command introduced in Junos OS Release 11.1 for QFX Series.</p> <p>Command introduced in Junos OS Release 12.1 for T4000 Core Routers.</p> <p>Command introduced in Junos OS Release 12.1x48 for PTX Series Packet Transport Routers.</p> <p>Command introduced in Junos OS Release 12.3 for MX2020 3D Universal Edge Routers.</p> <p>Command introduced in Junos OS Release 12.3 for MX2010 3D Universal Edge Routers.</p> <p>Command introduced in Junos OS Release 13.2 for MX104 3D Universal Edge Routers.</p>
<b>Description</b>	Display chassis temperature threshold settings, in degrees Celsius.
<b>Options</b>	<p><b>none</b>—Display the temperature threshold details.</p> <p><b>all-members</b>—(MX Series routers only) (Optional) Display the chassis temperature threshold settings of all member routers in the Virtual Chassis configuration.</p>

**interconnect-device *name***—(QFabric systems only) (Optional) Display the chassis temperature threshold settings of the Interconnect device.

**lcc *number***—(TX Matrix and TX Matrix Plus routers only) (Optional) On a TX Matrix router, display the temperature threshold details of a specified T640 router (line-card chassis) that is connected to a TX Matrix router. On a TX Matrix Plus router, display the temperature threshold details of a specified router (line-card chassis) that is connected to a TX Matrix Plus router.

Replace *number* with the following values depending on the LCC configuration:

- 0 through 3, when T640 routers are connected to a TX Matrix router in a routing matrix.
- 0 through 3, when T1600 routers are connected to a TX Matrix Plus router in a routing matrix.
- 0 through 7, when T1600 routers are connected to a TX Matrix Plus router with 3D SIBs in a routing matrix.
- 0, 2, 4, or 6, when T4000 routers are connected to a TX Matrix Plus router with 3D SIBs in a routing matrix.

**local**—(MX Series routers only) (Optional) Display the chassis temperature threshold settings of the local Virtual Chassis member.

**member *member-id***—(MX Series routers only) (Optional) Display the chassis temperature threshold settings of the specified member of the Virtual Chassis configuration. Replace *member-id* with a value of 0 or 1.

**node-device *name***—(QFabric systems only) (Optional) Display the chassis temperature threshold settings of the Node device.

**scc**—(TX Matrix routers only) (Optional) Display the temperature threshold details of the TX Matrix router (switch-card chassis).

**sfc *number***—(TX Matrix Plus routers only) (Optional) On TX Matrix Plus routers, display the temperature threshold details of the TX Matrix Plus router, which is the switch-fabric chassis. Replace *number* with 0.

**Required Privilege Level** view

**Related Documentation** • [Defining Alarm Thresholds for System Temperature Sensors](#)

**List of Sample Output** [show chassis temperature-thresholds on page 377](#)  
[show chassis temperature-thresholds \(MX104 Router\) on page 377](#)  
[show chassis temperature-thresholds \(MX240, MX480, MX960 Routers with Application Services Modular Line Card\) on page 377](#)  
[show chassis temperature-thresholds \(MX480 Router with MPC4E\) on page 378](#)  
[show chassis temperature-thresholds \(MX2010 Router\) on page 378](#)  
[show chassis temperature-thresholds \(MX2020 Router\) on page 380](#)

[show chassis temperature-thresholds \(MX2020 Router with MPC4E\) on page 384](#)  
[show chassis temperature-thresholds \(T4000 Core Routers\) on page 385](#)  
[show chassis temperature-thresholds \(TX Matrix Plus Router\) on page 386](#)  
[show chassis temperature-thresholds lcc \(TX Matrix Plus Router\) on page 387](#)  
[show chassis temperature-thresholds sfc \(TX Matrix Plus Router\) on page 387](#)  
[show chassis temperature-thresholds \(TX Matrix Plus routers with 3D SIBs\) on page 388](#)  
[show chassis temperature-thresholds \(QFX3500 Switch and QFX3600\) on page 389](#)  
[show chassis temperature-thresholds interconnect-device \(QFabric System\) on page 390](#)  
[show chassis temperature-thresholds \(PTX5000 Packet Transport Router\) on page 390](#)  
[show chassis temperature-thresholds \(MX Routers with Media Services Blade \[MSB\]\) on page 391](#)

**Output Fields** Table 15 on page 376 lists the output fields for the **show chassis temperature-thresholds** command. Output fields are listed in the approximate order in which they appear.

**Table 15: show chassis temperature-thresholds Output Fields**

Field name	Field Description
<b>Item</b>	Chassis component. If per FRU per slot thresholds are configured, the components about which information is displayed include the chassis, the Routing Engines, FPCs, and FEBs. If per FRU per slot thresholds are not configured, the components about which information is displayed include the chassis and the Routing Engines.
<b>Fan speed</b>	<p><b>NOTE:</b> On the QFX3500 switch and QFX3600 switch, there are four fan speeds: <b>low</b>, <b>medium-low</b>, <b>medium-high</b>, and <b>high</b>. The fan speed changes at the threshold when going from a low speed to a higher speed. When the fan speed changes from a higher speed to a lower speed, the temperature changes two degrees below the threshold.</p> <p>Temperature threshold settings, in degrees Celsius, for the fans to operate at normal and high speeds.</p> <ul style="list-style-type: none"> <li>• <b>Normal</b>—The fans operate at normal speed if the component is at or below this temperature and all the fans are present and functioning normally.</li> </ul> <p><b>NOTE:</b> On a TX Matrix Plus router with 3D SIBs, the threshold temperature at the XF junction is set to 70°C for <b>Normal</b> fan speed, which is less than or equal to 4800 RPM.</p> <ul style="list-style-type: none"> <li>• <b>High</b>—The fans operate at high speed if the component has exceeded this temperature or a fan has failed or is missing.</li> </ul> <p><b>NOTE:</b> On a TX Matrix Plus router with 3D SIBs, the threshold temperature at the XF junction is set to 75°C for <b>High</b> fan speed, which is greater than or equal to 5000 RPM.</p> <p><b>NOTE:</b> For MX480 Routers, there are three fan speeds: <b>Low</b>, <b>Medium</b>, and <b>High</b>.</p> <p>An alarm is not triggered until the temperature exceeds the threshold settings for a yellow alarm or a red alarm.</p>
<b>Yellow alarm</b>	<p>Temperature threshold settings, in degrees Celsius, that trigger a yellow alarm.</p> <ul style="list-style-type: none"> <li>• <b>Normal</b>—The temperature that must be exceeded on the component to trigger a yellow alarm when the fans are running at full speed.</li> <li>• <b>Bad fan</b>—The temperature that must be exceeded on the component to trigger a yellow alarm when one or more fans have failed or are missing.</li> </ul>

Table 15: show chassis temperature-thresholds Output Fields (*continued*)

Field name	Field Description
<b>Red alarm</b>	Temperature threshold settings, in degrees Celsius, that trigger a red alarm. <ul style="list-style-type: none"> <li><b>Normal</b>—The temperature that must be exceeded on the component to trigger a red alarm when the fans are running at full speed.</li> <li><b>Bad fan</b>—The temperature that must be exceeded on the component to trigger a red alarm when one or more fans have failed or are missing.</li> </ul>
<b>Fire Shutdown</b>	(T4000 routers, TX Matrix Plus router with 3D SIBs, and PTX Series Packet Transport Routers only)—Temperature threshold settings, in degrees Celsius, for the network device to shut down.

## Sample Output

### show chassis temperature-thresholds

```
user@host> show chassis temperature-thresholds
```

Item	Fan speed (degrees C)		Yellow alarm (degrees C)		Red alarm (degrees C)	
	Normal	High	Normal	Bad fan	Normal	Bad fan
Chassis default	48	54	65	55	75	65
Routing Engine 0	70	80	95	95	110	110
Routing Engine 1	70	80	95	95	110	110
FPC 0	55	60	75	65	90	80
FPC 1	55	60	75	65	90	80
FPC 2	55	60	75	65	90	80
FPC 3	55	60	75	65	90	80
FPC 4	55	60	75	65	90	80
FPC 5	55	60	75	65	90	80
FPC 6	55	60	75	65	90	80
FPC 7	55	60	75	65	90	80
FPC 8	55	60	75	65	90	80
FPC 9	55	60	75	65	90	80
FPC 10	55	60	75	65	90	80
FPC 11	55	60	75	65	90	80

### show chassis temperature-thresholds (MX104 Router)

```
user@host> show chassis temperature-thresholds
```

Item	Fan speed (degrees C)		Yellow alarm (degrees C)		Red alarm (degrees C)		Fire Shutdown (degrees C)	
	Normal	High	Normal	Bad fan	Normal	Bad fan	Normal	Bad fan
Chassis default	48	54	65	55	75	65		
Routing Engine 0	55	80	95	95	105	100		

### show chassis temperature-thresholds (MX240, MX480, MX960 Routers with Application Services Modular Line Card)

```
user@host> show chassis temperature-thresholds
```

Item	Fan speed (degrees C)		Yellow alarm (degrees C)		Red alarm (degrees C)		Fire Shutdown (degrees C)	
	Normal	High	Normal	Bad fan	Normal	Bad fan	Normal	Bad fan

Item	Normal	High	Normal	Bad fan	Normal	Bad fan
Normal						
Chassis default	48	54	65	55	75	65
100						
Routing Engine 0	70	80	95	95	110	110
112						
Routing Engine 1	70	80	95	95	110	110
112						
FPC 0	55	60	75	65	90	80
95						
FPC 1	55	60	75	65	90	80
95						
FPC 2	55	60	75	65	90	80
95						
FPC 4	55	60	75	65	90	80
95						
FPC 5	55	60	75	65	90	80
95						

#### show chassis temperature-thresholds (MX480 Router with MPC4E)

```
user@ host> show chassis temperature-thresholds
```

	Fan speed	Yellow alarm		Red alarm		Fire Shutdown	
		(degrees C)		(degrees C)		(degrees C)	
(degrees C)							
Item		Normal	High	Normal	Bad fan	Normal	Bad fan
Normal							
Chassis default		48	54	65	55	75	65
100							
Routing Engine 0		70	80	95	95	110	110
112							
Routing Engine 1		70	80	95	95	110	110
112							
FPC 2		55	60	75	65	95	80
100							
FPC 3		55	60	75	65	95	80
100							
FPC 4		55	60	75	65	90	80
95							

#### show chassis temperature-thresholds (MX2010 Router)

```
user@host> show chassis temperature-thresholds
```

	Fan speed		Yellow alarm		Red alarm		Fire Shutdown	
	(degrees C)		(degrees C)		(degrees C)		(degrees C)	
Item	Normal	High	Normal	Bad fan	Normal	Bad fan	Normal	Bad fan
Routing Engine 0	70	80	95	95	110	110	112	112
Routing Engine 1	70	80	95	95	110	110	112	112
CB 0 IntakeA-Zone0	60	65	78	75	85	80	95	95
CB 0 IntakeB-Zone1	60	65	78	75	85	80	95	95
CB 0 IntakeC-Zone0	60	65	78	75	85	80	95	95
CB 0 ExhaustA-Zone0	60	65	78	75	85	80	95	95
CB 0 ExhaustB-Zone1	60	65	78	75	85	80	95	95
CB 0 TCBC-Zone0	60	65	78	75	85	80	95	95
CB 1 IntakeA-Zone0	60	65	78	75	85	80	95	95
CB 1 IntakeB-Zone1	60	65	78	75	85	80	95	95
CB 1 IntakeC-Zone0	60	65	78	75	85	80	95	95
CB 1 ExhaustA-Zone0	60	65	78	75	85	80	95	95
CB 1 ExhaustB-Zone1	60	65	78	75	85	80	95	95
CB 1 TCBC-Zone0	60	65	78	75	85	80	95	95
SPMB 0 Intake	56	62	75	63	83	76	95	95

SPMB 1 Intake	56	62	75	63	83	76	95
SFB 0 Intake-Zone0	56	62	75	63	82	70	87
SFB 0 Exhaust-Zone1	56	62	75	63	82	70	87
SFB 0 IntakeA-Zone0	56	62	75	63	82	70	87
SFB 0 IntakeB-Zone1	56	62	75	63	82	70	87
SFB 0 Exhaust-Zone0	56	62	75	63	82	70	87
SFB 0 SFB-XF2-Zone1	70	80	90	90	107	107	115
SFB 0 SFB-XF1-Zone0	70	80	90	90	107	107	115
SFB 0 SFB-XF0-Zone0	70	80	90	90	107	107	115
SFB 1 Intake-Zone0	56	62	75	63	82	70	87
SFB 1 Exhaust-Zone1	56	62	75	63	82	70	87
SFB 1 IntakeA-Zone0	56	62	75	63	82	70	87
SFB 1 IntakeB-Zone1	56	62	75	63	82	70	87
SFB 1 Exhaust-Zone0	56	62	75	63	82	70	87
SFB 1 SFB-XF2-Zone1	70	80	90	90	107	107	115
SFB 1 SFB-XF1-Zone0	70	80	90	90	107	107	115
SFB 1 SFB-XF0-Zone0	70	80	90	90	107	107	115
SFB 2 Intake-Zone0	56	62	75	63	82	70	87
SFB 2 Exhaust-Zone1	56	62	75	63	82	70	87
SFB 2 IntakeA-Zone0	56	62	75	63	82	70	87
SFB 2 IntakeB-Zone1	56	62	75	63	82	70	87
SFB 2 Exhaust-Zone0	56	62	75	63	82	70	87
SFB 2 SFB-XF2-Zone1	70	80	90	90	107	107	115
SFB 2 SFB-XF1-Zone0	70	80	90	90	107	107	115
SFB 2 SFB-XF0-Zone0	70	80	90	90	107	107	115
SFB 3 Intake-Zone0	56	62	75	63	82	70	87
SFB 3 Exhaust-Zone1	56	62	75	63	82	70	87
SFB 3 IntakeA-Zone0	56	62	75	63	82	70	87
SFB 3 IntakeB-Zone1	56	62	75	63	82	70	87
SFB 3 Exhaust-Zone0	56	62	75	63	82	70	87
SFB 3 SFB-XF2-Zone1	70	80	90	90	107	107	115
SFB 3 SFB-XF1-Zone0	70	80	90	90	107	107	115
SFB 3 SFB-XF0-Zone0	70	80	90	90	107	107	115
SFB 4 Intake-Zone0	56	62	75	63	82	70	87
SFB 4 Exhaust-Zone1	56	62	75	63	82	70	87
SFB 4 IntakeA-Zone0	56	62	75	63	82	70	87
SFB 4 IntakeB-Zone1	56	62	75	63	82	70	87
SFB 4 Exhaust-Zone0	56	62	75	63	82	70	87
SFB 4 SFB-XF2-Zone1	70	80	90	90	107	107	115
SFB 4 SFB-XF1-Zone0	70	80	90	90	107	107	115
SFB 4 SFB-XF0-Zone0	70	80	90	90	107	107	115
SFB 5 Intake-Zone0	56	62	75	63	82	70	87
SFB 5 Exhaust-Zone1	56	62	75	63	82	70	87
SFB 5 IntakeA-Zone0	56	62	75	63	82	70	87
SFB 5 IntakeB-Zone1	56	62	75	63	82	70	87
SFB 5 Exhaust-Zone0	56	62	75	63	82	70	87
SFB 5 SFB-XF2-Zone1	70	80	90	90	107	107	115
SFB 5 SFB-XF1-Zone0	70	80	90	90	107	107	115
SFB 5 SFB-XF0-Zone0	70	80	90	90	107	107	115
SFB 6 Intake-Zone0	56	62	75	63	82	70	87
SFB 6 Exhaust-Zone1	56	62	75	63	82	70	87
SFB 6 IntakeA-Zone0	56	62	75	63	82	70	87
SFB 6 IntakeB-Zone1	56	62	75	63	82	70	87
SFB 6 Exhaust-Zone0	56	62	75	63	82	70	87
SFB 6 SFB-XF2-Zone1	70	80	90	90	107	107	115
SFB 6 SFB-XF1-Zone0	70	80	90	90	107	107	115
SFB 6 SFB-XF0-Zone0	70	80	90	90	107	107	115
SFB 7 Intake-Zone0	56	62	75	63	82	70	87
SFB 7 Exhaust-Zone1	56	62	75	63	82	70	87
SFB 7 IntakeA-Zone0	56	62	75	63	82	70	87
SFB 7 IntakeB-Zone1	56	62	75	63	82	70	87

SFB 7 Exhaust-Zone0	56	62	75	63	82	70	87
SFB 7 SFB-XF2-Zone1	70	80	90	90	107	107	115
SFB 7 SFB-XF1-Zone0	70	80	90	90	107	107	115
SFB 7 SFB-XF0-Zone0	70	80	90	90	107	107	115
FPC 0	55	60	75	65	95	80	100
FPC 1	55	60	75	65	90	80	95
FPC 2	55	60	75	65	95	80	100
FPC 3	55	60	75	65	90	80	95
FPC 4	55	60	75	65	90	80	95
FPC 5	55	60	75	65	95	80	100
FPC 6	55	60	75	65	90	80	95
FPC 7	55	60	75	65	95	80	100
FPC 8	55	60	75	65	90	80	95
FPC 9	55	60	75	65	95	80	100
ADC 0 Intake	56	62	75	63	83	76	95
ADC 0 Exhaust	56	62	75	63	83	76	95
ADC 0 ADC-XF1	70	80	90	90	107	107	115
ADC 0 ADC-XF0	70	80	90	90	107	107	115
ADC 1 Intake	56	62	75	63	83	76	95
ADC 1 Exhaust	56	62	75	63	83	76	95
ADC 1 ADC-XF1	70	80	90	90	107	107	115
ADC 1 ADC-XF0	70	80	90	90	107	107	115
ADC 2 Intake	56	62	75	63	83	76	95
ADC 2 Exhaust	56	62	75	63	83	76	95
ADC 2 ADC-XF1	70	80	90	90	107	107	115
ADC 2 ADC-XF0	70	80	90	90	107	107	115
ADC 3 Intake	56	62	75	63	83	76	95
ADC 3 Exhaust	56	62	75	63	83	76	95
ADC 3 ADC-XF1	70	80	90	90	107	107	115
ADC 3 ADC-XF0	70	80	90	90	107	107	115
ADC 4 Intake	56	62	75	63	83	76	95
ADC 4 Exhaust	56	62	75	63	83	76	95
ADC 4 ADC-XF1	70	80	90	90	107	107	115
ADC 4 ADC-XF0	70	80	90	90	107	107	115
ADC 5 Intake	56	62	75	63	83	76	95
ADC 5 Exhaust	56	62	75	63	83	76	95
ADC 5 ADC-XF1	70	80	90	90	107	107	115
ADC 5 ADC-XF0	70	80	90	90	107	107	115
ADC 6 Intake	56	62	75	63	83	76	95
ADC 6 Exhaust	56	62	75	63	83	76	95
ADC 6 ADC-XF1	70	80	90	90	107	107	115
ADC 6 ADC-XF0	70	80	90	90	107	107	115
ADC 7 Intake	56	62	75	63	83	76	95
ADC 7 Exhaust	56	62	75	63	83	76	95
ADC 7 ADC-XF1	70	80	90	90	107	107	115
ADC 7 ADC-XF0	70	80	90	90	107	107	115
ADC 8 Intake	56	62	75	63	83	76	95
ADC 8 Exhaust	56	62	75	63	83	76	95
ADC 8 ADC-XF1	70	80	90	90	107	107	115
ADC 8 ADC-XF0	70	80	90	90	107	107	115
ADC 9 Intake	56	62	75	63	83	76	95
ADC 9 Exhaust	56	62	75	63	83	76	95
ADC 9 ADC-XF1	70	80	90	90	107	107	115
ADC 9 ADC-XF0	70	80	90	90	107	107	115

## show chassis temperature-thresholds (MX2020 Router)

```

user@host> show chassis temperature-thresholds
Fan speed      Yellow alarm    Red alarm      Fire Shutdown
(degrees C)    (degrees C)    (degrees C)    (degrees C)

```

Item	Normal	High	Normal	Bad fan	Normal	Bad fan	Normal
Routing Engine 0	70	80	95	95	110	110	112
Routing Engine 1	70	80	95	95	110	110	112
CB 0 IntakeA-Zone0	60	65	78	75	85	80	95
CB 0 IntakeB-Zone1	60	65	78	75	85	80	95
CB 0 IntakeC-Zone0	60	65	78	75	85	80	95
CB 0 ExhaustA-Zone0	60	65	78	75	85	80	95
CB 0 ExhaustB-Zone1	60	65	78	75	85	80	95
CB 0 TCBC-Zone0	60	65	78	75	85	80	95
CB 1 IntakeA-Zone0	60	65	78	75	85	80	95
CB 1 IntakeB-Zone1	60	65	78	75	85	80	95
CB 1 IntakeC-Zone0	60	65	78	75	85	80	95
CB 1 ExhaustA-Zone0	60	65	78	75	85	80	95
CB 1 ExhaustB-Zone1	60	65	78	75	85	80	95
CB 1 TCBC-Zone0	60	65	78	75	85	80	95
SPMB 0 Intake	56	62	75	63	83	76	95
SPMB 1 Intake	56	62	75	63	83	76	95
SFB 0 Intake-Zone0	56	62	75	63	82	70	87
SFB 0 Exhaust-Zone1	56	62	75	63	82	70	87
SFB 0 IntakeA-Zone0	56	62	75	63	82	70	87
SFB 0 IntakeB-Zone1	56	62	75	63	82	70	87
SFB 0 Exhaust-Zone0	56	62	75	63	82	70	87
SFB 0 SFB-XF2-Zone1	70	80	90	90	107	107	115
SFB 0 SFB-XF1-Zone0	70	80	90	90	107	107	115
SFB 0 SFB-XF0-Zone0	70	80	90	90	107	107	115
SFB 1 Intake-Zone0	56	62	75	63	82	70	87
SFB 1 Exhaust-Zone1	56	62	75	63	82	70	87
SFB 1 IntakeA-Zone0	56	62	75	63	82	70	87
SFB 1 IntakeB-Zone1	56	62	75	63	82	70	87
SFB 1 Exhaust-Zone0	56	62	75	63	82	70	87
SFB 1 SFB-XF2-Zone1	70	80	90	90	107	107	115
SFB 1 SFB-XF1-Zone0	70	80	90	90	107	107	115
SFB 1 SFB-XF0-Zone0	70	80	90	90	107	107	115
SFB 2 Intake-Zone0	56	62	75	63	82	70	87
SFB 2 Exhaust-Zone1	56	62	75	63	82	70	87
SFB 2 IntakeA-Zone0	56	62	75	63	82	70	87
SFB 2 IntakeB-Zone1	56	62	75	63	82	70	87
SFB 2 Exhaust-Zone0	56	62	75	63	82	70	87
SFB 2 SFB-XF2-Zone1	70	80	90	90	107	107	115
SFB 2 SFB-XF1-Zone0	70	80	90	90	107	107	115
SFB 2 SFB-XF0-Zone0	70	80	90	90	107	107	115
SFB 3 Intake-Zone0	56	62	75	63	82	70	87
SFB 3 Exhaust-Zone1	56	62	75	63	82	70	87
SFB 3 IntakeA-Zone0	56	62	75	63	82	70	87
SFB 3 IntakeB-Zone1	56	62	75	63	82	70	87
SFB 3 Exhaust-Zone0	56	62	75	63	82	70	87
SFB 3 SFB-XF2-Zone1	70	80	90	90	107	107	115
SFB 3 SFB-XF1-Zone0	70	80	90	90	107	107	115
SFB 3 SFB-XF0-Zone0	70	80	90	90	107	107	115
SFB 4 Intake-Zone0	56	62	75	63	82	70	87
SFB 4 Exhaust-Zone1	56	62	75	63	82	70	87
SFB 4 IntakeA-Zone0	56	62	75	63	82	70	87
SFB 4 IntakeB-Zone1	56	62	75	63	82	70	87
SFB 4 Exhaust-Zone0	56	62	75	63	82	70	87
SFB 4 SFB-XF2-Zone1	70	80	90	90	107	107	115
SFB 4 SFB-XF1-Zone0	70	80	90	90	107	107	115
SFB 4 SFB-XF0-Zone0	70	80	90	90	107	107	115
SFB 5 Intake-Zone0	56	62	75	63	82	70	87
SFB 5 Exhaust-Zone1	56	62	75	63	82	70	87
SFB 5 IntakeA-Zone0	56	62	75	63	82	70	87
SFB 5 IntakeB-Zone1	56	62	75	63	82	70	87

SFB 5 Exhaust-Zone0	56	62	75	63	82	70	87
SFB 5 SFB-XF2-Zone1	70	80	90	90	107	107	115
SFB 5 SFB-XF1-Zone0	70	80	90	90	107	107	115
SFB 5 SFB-XF0-Zone0	70	80	90	90	107	107	115
SFB 6 Intake-Zone0	56	62	75	63	82	70	87
SFB 6 Exhaust-Zone1	56	62	75	63	82	70	87
SFB 6 IntakeA-Zone0	56	62	75	63	82	70	87
SFB 6 IntakeB-Zone1	56	62	75	63	82	70	87
SFB 6 Exhaust-Zone0	56	62	75	63	82	70	87
SFB 6 SFB-XF2-Zone1	70	80	90	90	107	107	115
SFB 6 SFB-XF1-Zone0	70	80	90	90	107	107	115
SFB 6 SFB-XF0-Zone0	70	80	90	90	107	107	115
SFB 7 Intake-Zone0	56	62	75	63	82	70	87
SFB 7 Exhaust-Zone1	56	62	75	63	82	70	87
SFB 7 IntakeA-Zone0	56	62	75	63	82	70	87
SFB 7 IntakeB-Zone1	56	62	75	63	82	70	87
SFB 7 Exhaust-Zone0	56	62	75	63	82	70	87
SFB 7 SFB-XF2-Zone1	70	80	90	90	107	107	115
SFB 7 SFB-XF1-Zone0	70	80	90	90	107	107	115
SFB 7 SFB-XF0-Zone0	70	80	90	90	107	107	115
FPC 0	55	60	75	65	90	80	95
FPC 1	55	60	75	65	90	80	95
FPC 2	55	60	75	65	90	80	95
FPC 3	55	60	75	65	90	80	95
FPC 4	55	60	75	65	90	80	95
FPC 5	55	60	75	65	90	80	95
FPC 6	55	60	75	65	90	80	95
FPC 7	55	60	75	65	90	80	95
FPC 8	55	60	75	65	90	80	95
FPC 9	55	60	75	65	90	80	95
FPC 10	55	60	75	65	90	80	95
FPC 11	55	60	75	65	90	80	95
FPC 12	55	60	75	65	90	80	95
FPC 13	55	60	75	65	90	80	95
FPC 14	55	60	75	65	90	80	95
FPC 15	55	60	75	65	90	80	95
FPC 16	55	60	75	65	90	80	95
FPC 17	55	60	75	65	90	80	95
FPC 18	55	60	75	65	90	80	95
FPC 19	55	60	75	65	90	80	95
ADC 0 Intake	56	62	75	63	83	76	95
ADC 0 Exhaust	56	62	75	63	83	76	95
ADC 0 ADC-XF1	70	80	90	90	107	107	115
ADC 0 ADC-XF0	70	80	90	90	107	107	115
ADC 1 Intake	56	62	75	63	83	76	95
ADC 1 Exhaust	56	62	75	63	83	76	95
ADC 1 ADC-XF1	70	80	90	90	107	107	115
ADC 1 ADC-XF0	70	80	90	90	107	107	115
ADC 2 Intake	56	62	75	63	83	76	95
ADC 2 Exhaust	56	62	75	63	83	76	95
ADC 2 ADC-XF1	70	80	90	90	107	107	115
ADC 2 ADC-XF0	70	80	90	90	107	107	115
ADC 3 Intake	56	62	75	63	83	76	95
ADC 3 Exhaust	56	62	75	63	83	76	95
ADC 3 ADC-XF1	70	80	90	90	107	107	115
ADC 3 ADC-XF0	70	80	90	90	107	107	115
ADC 4 Intake	56	62	75	63	83	76	95
ADC 4 Exhaust	56	62	75	63	83	76	95
ADC 4 ADC-XF1	70	80	90	90	107	107	115
ADC 4 ADC-XF0	70	80	90	90	107	107	115
ADC 5 Intake	56	62	75	63	83	76	95

ADC 5 Exhaust	56	62	75	63	83	76	95
ADC 5 ADC-XF1	70	80	90	90	107	107	115
ADC 5 ADC-XF0	70	80	90	90	107	107	115
ADC 6 Intake	56	62	75	63	83	76	95
ADC 6 Exhaust	56	62	75	63	83	76	95
ADC 6 ADC-XF1	70	80	90	90	107	107	115
ADC 6 ADC-XF0	70	80	90	90	107	107	115
ADC 7 Intake	56	62	75	63	83	76	95
ADC 7 Exhaust	56	62	75	63	83	76	95
ADC 7 ADC-XF1	70	80	90	90	107	107	115
ADC 7 ADC-XF0	70	80	90	90	107	107	115
ADC 8 Intake	56	62	75	63	83	76	95
ADC 8 Exhaust	56	62	75	63	83	76	95
ADC 8 ADC-XF1	70	80	90	90	107	107	115
ADC 8 ADC-XF0	70	80	90	90	107	107	115
ADC 9 Intake	56	62	75	63	83	76	95
ADC 9 Exhaust	56	62	75	63	83	76	95
ADC 9 ADC-XF1	70	80	90	90	107	107	115
ADC 9 ADC-XF0	70	80	90	90	107	107	115
ADC 10 Intake	56	62	75	63	83	76	95
ADC 10 Exhaust	56	62	75	63	83	76	95
ADC 10 ADC-XF1	70	80	90	90	107	107	115
ADC 10 ADC-XF0	70	80	90	90	107	107	115
ADC 11 Intake	56	62	75	63	83	76	95
ADC 11 Exhaust	56	62	75	63	83	76	95
ADC 11 ADC-XF1	70	80	90	90	107	107	115
ADC 11 ADC-XF0	70	80	90	90	107	107	115
ADC 12 Intake	56	62	75	63	83	76	95
ADC 12 Exhaust	56	62	75	63	83	76	95
ADC 12 ADC-XF1	70	80	90	90	107	107	115
ADC 12 ADC-XF0	70	80	90	90	107	107	115
ADC 13 Intake	56	62	75	63	83	76	95
ADC 13 Exhaust	56	62	75	63	83	76	95
ADC 13 ADC-XF1	70	80	90	90	107	107	115
ADC 13 ADC-XF0	70	80	90	90	107	107	115
ADC 14 Intake	56	62	75	63	83	76	95
ADC 14 Exhaust	56	62	75	63	83	76	95
ADC 14 ADC-XF1	70	80	90	90	107	107	115
ADC 14 ADC-XF0	70	80	90	90	107	107	115
ADC 15 Intake	56	62	75	63	83	76	95
ADC 15 Exhaust	56	62	75	63	83	76	95
ADC 15 ADC-XF1	70	80	90	90	107	107	115
ADC 15 ADC-XF0	70	80	90	90	107	107	115
ADC 16 Intake	56	62	75	63	83	76	95
ADC 16 Exhaust	56	62	75	63	83	76	95
ADC 16 ADC-XF1	70	80	90	90	107	107	115
ADC 16 ADC-XF0	70	80	90	90	107	107	115
ADC 17 Intake	56	62	75	63	83	76	95
ADC 17 Exhaust	56	62	75	63	83	76	95
ADC 17 ADC-XF1	70	80	90	90	107	107	115
ADC 17 ADC-XF0	70	80	90	90	107	107	115
ADC 18 Intake	56	62	75	63	83	76	95
ADC 18 Exhaust	56	62	75	63	83	76	95
ADC 18 ADC-XF1	70	80	90	90	107	107	115
ADC 18 ADC-XF0	70	80	90	90	107	107	115
ADC 19 Intake	56	62	75	63	83	76	95
ADC 19 Exhaust	56	62	75	63	83	76	95
ADC 19 ADC-XF1	70	80	90	90	107	107	115
ADC 19 ADC-XF0	70	80	90	90	107	107	115

## show chassis temperature-thresholds (MX2020 Router with MPC4E)

```

user@host> show chassis temperature-thresholds

```

	Fan speed	Yellow alarm (degrees C)		Red alarm (degrees C)		Fire Shutdown (degrees C)		(degrees C)
Item		Normal	High	Normal	Bad fan	Normal	Bad fan	Normal
Routing Engine 0		70	80	95	95	110	110	112
Routing Engine 1		70	80	95	95	110	110	112
CB 0 IntakeA-Zone0		60	65	78	75	85	80	95
CB 0 IntakeB-Zone1		60	65	78	75	85	80	95
CB 0 IntakeC-Zone0		60	65	78	75	85	80	95
CB 0 ExhaustA-Zone0		60	65	78	75	85	80	95
CB 0 ExhaustB-Zone1		60	65	78	75	85	80	95
CB 0 TCBC-Zone0		60	65	78	75	85	80	95
CB 1 IntakeA-Zone0		60	65	78	75	85	80	95
CB 1 IntakeB-Zone1		60	65	78	75	85	80	95
CB 1 IntakeC-Zone0		60	65	78	75	85	80	95
CB 1 ExhaustA-Zone0		60	65	78	75	85	80	95
CB 1 ExhaustB-Zone1		60	65	78	75	85	80	95
CB 1 TCBC-Zone0		60	65	78	75	85	80	95
SPMB 0 Intake		56	62	75	63	83	76	95
SPMB 1 Intake		56	62	75	63	83	76	95
SFB 0 Intake-Zone0		56	62	70	70	85	85	89
SFB 0 Exhaust-Zone1		56	62	70	70	85	85	89
SFB 0 IntakeA-Zone0		56	62	70	70	85	85	89
SFB 0 IntakeB-Zone1		56	62	70	70	85	85	89
SFB 0 Exhaust-Zone0		56	62	70	70	85	85	89
SFB 0 SFB-XF2-Zone1		70	75	90	85	95	90	100
SFB 0 SFB-XF1-Zone0		70	75	90	85	95	90	100
SFB 0 SFB-XF0-Zone0		70	75	90	85	95	90	100
SFB 1 Intake-Zone0		56	62	70	70	85	85	89
SFB 1 Exhaust-Zone1		56	62	70	70	85	85	89
SFB 1 IntakeA-Zone0		56	62	70	70	85	85	89
SFB 1 IntakeB-Zone1		56	62	70	70	85	85	89
SFB 1 Exhaust-Zone0		56	62	70	70	85	85	89
SFB 1 SFB-XF2-Zone1		70	75	90	85	95	90	100
SFB 1 SFB-XF1-Zone0		70	75	90	85	95	90	100
SFB 1 SFB-XF0-Zone0		70	75	90	85	95	90	100
SFB 2 Intake-Zone0		56	62	70	70	85	85	89
SFB 2 Exhaust-Zone1		56	62	70	70	85	85	89
SFB 2 IntakeA-Zone0		56	62	70	70	85	85	89
SFB 2 IntakeB-Zone1		56	62	70	70	85	85	89
SFB 2 Exhaust-Zone0		56	62	70	70	85	85	89
SFB 2 SFB-XF2-Zone1		70	75	90	85	95	90	100
SFB 2 SFB-XF1-Zone0		70	75	90	85	95	90	100
SFB 2 SFB-XF0-Zone0		70	75	90	85	95	90	100
SFB 3 Intake-Zone0		56	62	70	70	85	85	89
SFB 3 Exhaust-Zone1		56	62	70	70	85	85	89
SFB 3 IntakeA-Zone0		56	62	70	70	85	85	89
SFB 3 IntakeB-Zone1		56	62	70	70	85	85	89
SFB 3 Exhaust-Zone0		56	62	70	70	85	85	89
SFB 3 SFB-XF2-Zone1		70	75	90	85	95	90	100
SFB 3 SFB-XF1-Zone0		70	75	90	85	95	90	100
SFB 3 SFB-XF0-Zone0		70	75	90	85	95	90	100
SFB 4 Intake-Zone0		56	62	70	70	85	85	89
SFB 4 Exhaust-Zone1		56	62	70	70	85	85	89
SFB 4 IntakeA-Zone0		56	62	70	70	85	85	89
SFB 4 IntakeB-Zone1		56	62	70	70	85	85	89
SFB 4 Exhaust-Zone0		56	62	70	70	85	85	89
SFB 4 SFB-XF2-Zone1		70	75	90	85	95	90	100

SFB 4 SFB-XF1-Zone0	70	75	90	85	95	90	100
SFB 4 SFB-XF0-Zone0	70	75	90	85	95	90	100
SFB 5 Intake-Zone0	56	62	70	70	85	85	89
SFB 5 Exhaust-Zone1	56	62	70	70	85	85	89
SFB 5 IntakeA-Zone0	56	62	70	70	85	85	89
SFB 5 IntakeB-Zone1	56	62	70	70	85	85	89
SFB 5 Exhaust-Zone0	56	62	70	70	85	85	89
SFB 5 SFB-XF2-Zone1	70	75	90	85	95	90	100
SFB 5 SFB-XF1-Zone0	70	75	90	85	95	90	100
SFB 5 SFB-XF0-Zone0	70	75	90	85	95	90	100
SFB 6 Intake-Zone0	56	62	70	70	85	85	89
SFB 6 Exhaust-Zone1	56	62	70	70	85	85	89
SFB 6 IntakeA-Zone0	56	62	70	70	85	85	89
SFB 6 IntakeB-Zone1	56	62	70	70	85	85	89
SFB 6 Exhaust-Zone0	56	62	70	70	85	85	89
SFB 6 SFB-XF2-Zone1	70	75	90	85	95	90	100
SFB 6 SFB-XF1-Zone0	70	75	90	85	95	90	100
SFB 6 SFB-XF0-Zone0	70	75	90	85	95	90	100
SFB 7 Intake-Zone0	56	62	70	70	85	85	89
SFB 7 Exhaust-Zone1	56	62	70	70	85	85	89
SFB 7 IntakeA-Zone0	56	62	70	70	85	85	89
SFB 7 IntakeB-Zone1	56	62	70	70	85	85	89
SFB 7 Exhaust-Zone0	56	62	70	70	85	85	89
SFB 7 SFB-XF2-Zone1	70	75	90	85	95	90	100
SFB 7 SFB-XF1-Zone0	70	75	90	85	95	90	100
SFB 7 SFB-XF0-Zone0	70	75	90	85	95	90	100
FPC 0	55	60	75	65	90	80	95
FPC 9	55	60	75	65	90	80	95
FPC 10	55	60	75	65	90	80	95
FPC 14	55	60	75	65	95	80	100
FPC 19	55	60	75	65	90	80	95
ADC 0 Intake	50	55	60	60	65	65	80
ADC 0 Exhaust	50	55	60	60	65	65	80
ADC 0 ADC-XF1	70	75	90	85	95	90	100
ADC 0 ADC-XF0	70	75	90	85	95	90	100
ADC 9 Intake	50	55	60	60	65	65	80
ADC 9 Exhaust	50	55	60	60	65	65	80
ADC 9 ADC-XF1	70	75	90	85	95	90	100
ADC 9 ADC-XF0	70	75	90	85	95	90	100
ADC 10 Intake	50	55	60	60	65	65	80
ADC 10 Exhaust	50	55	60	60	65	65	80
ADC 10 ADC-XF1	70	75	90	85	95	90	100
ADC 10 ADC-XF0	70	75	90	85	95	90	100
ADC 14 Intake	50	55	60	60	65	65	80
ADC 14 Exhaust	50	55	60	60	65	65	80
ADC 14 ADC-XF1	70	75	90	85	95	90	100
ADC 14 ADC-XF0	70	75	90	85	95	90	100
ADC 19 Intake	50	55	60	60	65	65	80
ADC 19 Exhaust	50	55	60	60	65	65	80
ADC 19 ADC-XF1	70	75	90	85	95	90	100
ADC 19 ADC-XF0	70	75	90	85	95	90	100

#### show chassis temperature-thresholds (T4000 Core Routers)

```
user@host> show chassis temperature-thresholds
```

	Fan speed		Yellow alarm		Red alarm		Fire Shutdown
Item	(degrees C)		(degrees C)		(degrees C)		(degrees C)
	Normal	High	Normal	Bad fan	Normal	Bad fan	Normal
Chassis default	48	54	65	55	75	65	100

Routing Engine 0	55	65	85	85	100	100	102
Routing Engine 1	55	65	85	85	100	100	102
FPC 0	63	68	75	70	90	83	95
FPC 3	63	68	75	70	90	83	95
FPC 5	56	62	75	63	83	76	95
FPC 6	63	68	75	70	90	83	95
SIB 0	64	70	76	72	87	84	95
SIB 1	64	70	76	72	87	84	95
SIB 2	64	70	76	72	87	84	95
SIB 3	64	70	76	72	87	84	95
SIB 4	64	70	76	72	87	84	95

## show chassis temperature-thresholds (TX Matrix Plus Router)

```
user@host> show chassis temperature-thresholds
sfc0-re0:
```

Item	Fan speed (degrees C)		Yellow alarm (degrees C)		Red alarm (degrees C)	
	Normal	High	Normal	Bad fan	Normal	Bad fan
Chassis default	48	54	65	55	75	65
Routing Engine 0	55	65	85	85	100	100
Routing Engine 1	55	65	85	85	100	100
SIB F13 0	64	70	76	72	90	84
SIB F13 3	64	70	76	72	90	84
SIB F13 6	64	70	76	72	90	84
SIB F13 8	64	70	76	72	90	84
SIB F13 11	64	70	76	72	90	84
SIB F13 12	64	70	76	72	90	84
SIB F2S 16	64	70	76	72	90	84
SIB F2S 17	64	70	76	72	90	84
SIB F2S 18	64	70	76	72	90	84
SIB F2S 19	64	70	76	72	90	84
SIB F2S 20	64	70	76	72	90	84
SIB F2S 21	64	70	76	72	90	84
SIB F2S 22	64	70	76	72	90	84
SIB F2S 23	64	70	76	72	90	84
SIB F2S 24	64	70	76	72	90	84
SIB F2S 25	64	70	76	72	90	84
SIB F2S 26	64	70	76	72	90	84
SIB F2S 27	64	70	76	72	90	84
SIB F2S 28	64	70	76	72	90	84
SIB F2S 29	64	70	76	72	90	84
SIB F2S 30	64	70	76	72	90	84
SIB F2S 31	64	70	76	72	90	84
SIB F2S 32	64	70	76	72	90	84
SIB F2S 33	64	70	76	72	90	84
SIB F2S 34	64	70	76	72	90	84
SIB F2S 35	64	70	76	72	90	84

```
lcc0-re0:
```

Item	Fan speed (degrees C)		Yellow alarm (degrees C)		Red alarm (degrees C)	
	Normal	High	Normal	Bad fan	Normal	Bad fan
Chassis default	48	54	65	55	75	65
Routing Engine 0	55	65	85	85	100	100
Routing Engine 1	55	65	85	85	100	100
FPC 1	56	62	75	63	83	76
FPC 3	56	62	75	63	83	76
FPC 4	56	62	75	63	83	76

FPC 6	56	62	75	63	83	76
FPC 7	56	62	75	63	83	76
SIB 0	48	54	65	60	80	75
SIB 1	48	54	65	60	80	75
SIB 2	48	54	65	60	80	75
SIB 3	48	54	65	60	80	75
SIB 4	48	54	65	60	80	75

lcc1-re0:

Item	Fan speed (degrees C)		Yellow alarm (degrees C)		Red alarm (degrees C)	
	Normal	High	Normal	Bad fan	Normal	Bad fan
Chassis default	48	54	65	55	75	65
Routing Engine 0	55	65	85	85	100	100
Routing Engine 1	55	65	85	85	100	100
FPC 1	56	62	75	63	83	76
FPC 3	56	62	75	63	83	76
FPC 4	56	62	75	63	83	76
FPC 6	56	62	75	63	83	76
...						

#### show chassis temperature-thresholds lcc (TX Matrix Plus Router)

user@host> show chassis temperature-thresholds lcc 1  
lcc1-re0:

Item	Fan speed (degrees C)		Yellow alarm (degrees C)		Red alarm (degrees C)	
	Normal	High	Normal	Bad fan	Normal	Bad fan
Chassis default	48	54	65	55	75	65
Routing Engine 0	55	65	85	85	100	100
Routing Engine 1	55	65	85	85	100	100
FPC 1	56	62	75	63	83	76
FPC 3	56	62	75	63	83	76
FPC 4	56	62	75	63	83	76
FPC 6	56	62	75	63	83	76
SIB 0	48	54	65	60	80	75
SIB 1	48	54	65	60	80	75
SIB 2	48	54	65	60	80	75
SIB 3	48	54	65	60	80	75
SIB 4	48	54	65	60	80	75

#### show chassis temperature-thresholds sfc (TX Matrix Plus Router)

user@host> show chassis temperature-thresholds sfc 0  
sfc0-re0:

Item	Fan speed (degrees C)		Yellow alarm (degrees C)		Red alarm (degrees C)	
	Normal	High	Normal	Bad fan	Normal	Bad fan
Chassis default	48	54	65	55	75	65
Routing Engine 0	55	65	85	85	100	100
Routing Engine 1	55	65	85	85	100	100
SIB F13 0	64	70	76	72	90	84
SIB F13 3	64	70	76	72	90	84
SIB F13 6	64	70	76	72	90	84
SIB F13 8	64	70	76	72	90	84
SIB F13 11	64	70	76	72	90	84
SIB F13 12	64	70	76	72	90	84
SIB F2S 16	64	70	76	72	90	84

SIB F2S 17	64	70	76	72	90	84
SIB F2S 18	64	70	76	72	90	84
SIB F2S 19	64	70	76	72	90	84
SIB F2S 20	64	70	76	72	90	84
SIB F2S 21	64	70	76	72	90	84
SIB F2S 22	64	70	76	72	90	84
SIB F2S 23	64	70	76	72	90	84
SIB F2S 24	64	70	76	72	90	84
SIB F2S 25	64	70	76	72	90	84
SIB F2S 26	64	70	76	72	90	84
SIB F2S 27	64	70	76	72	90	84
SIB F2S 28	64	70	76	72	90	84
SIB F2S 29	64	70	76	72	90	84
SIB F2S 30	64	70	76	72	90	84
SIB F2S 31	64	70	76	72	90	84
SIB F2S 32	64	70	76	72	90	84
SIB F2S 33	64	70	76	72	90	84
SIB F2S 34	64	70	76	72	90	84
SIB F2S 35	64	70	76	72	90	84

#### show chassis temperature-thresholds (TX Matrix Plus routers with 3D SIBs)

```
user@host> show chassis temperature-thresholds
sfc0-re0:
```

Shutdown (degrees C) Item	Fan speed (degrees C)		Yellow alarm (degrees C)		Red alarm (degrees C)		Fire
	Normal	High	Normal	Bad fan	Normal	Bad fan	
Chassis default	48	54	65	55	75	65	
100							
Routing Engine 0	70	75	90	87	102	97	
115							
Routing Engine 1	70	75	90	87	102	97	
115							
SIB F13 0 Board	60	65	78	75	85	80	
95							
SIB F13 0 XF Junction	70	75	82	74	105	100	
107							
SIB F13 4 Board	60	65	78	75	85	80	
95							
SIB F13 4 XF Junction	70	75	82	74	105	100	
107							
SIB F13 6 Board	60	65	78	75	85	80	
95							
SIB F13 6 XF Junction	70	75	82	74	105	100	
107							
SIB F2S 16 Board	60	65	78	75	85	80	
95							
SIB F2S 16 XF Junction	70	75	82	74	105	100	
107							
SIB F2S 17 Board	60	65	78	75	85	80	
95							
SIB F2S 17 XF Junction	70	75	82	74	105	100	
107							
SIB F2S 18 Board	60	65	78	75	85	80	
95							
SIB F2S 18 XF Junction	70	75	82	74	105	100	
107							

SIB F2S 19 Board 95	60	65	78	75	85	80
SIB F2S 19 XF Junction 107	70	75	82	74	105	100
SIB F2S 24 Board 95	60	65	78	75	85	80
SIB F2S 24 XF Junction 107	70	75	82	74	105	100
SIB F2S 25 Board 95	60	65	78	75	85	80
SIB F2S 25 XF Junction 107	70	75	82	74	105	100
SIB F2S 26 Board 95	60	65	78	75	85	80
SIB F2S 26 XF Junction 107	70	75	82	74	105	100
SIB F2S 27 Board 95	60	65	78	75	85	80
SIB F2S 27 XF Junction 107	70	75	82	74	105	100

lcc0-re0:

Shutdown	Fan speed		Yellow alarm		Red alarm		Fire
(degrees C)	(degrees C)		(degrees C)		(degrees C)		
Item	Normal	High	Normal	Bad fan	Normal	Bad fan	
Normal							
Chassis default	48	54	65	55	75	65	
100							
Routing Engine 0	55	65	85	85	100	100	
102							
FPC 0	63	68	75	70	90	83	
95							
FPC 1	56	62	75	63	83	76	
95							
FPC 7	56	62	75	63	83	76	
95							
SIB 0	64	70	76	72	87	84	
95							
SIB 0 ASIC Junction	63	68	75	70	105	100	
107							
SIB 2	64	70	76	72	87	84	
95							
SIB 2 ASIC Junction	63	68	75	70	105	100	
107							
SIB 3	64	70	76	72	87	84	
95							
SIB 3 ASIC Junction	63	68	75	70	105	100	
107							

#### show chassis temperature-thresholds (QFX3500 Switch and QFX3600)

user@switch> show chassis temperature-thresholds

Item	Fan speed		Yellow alarm		Red alarm	
	(degrees C)		(degrees C)		(degrees C)	
	Normal	High	Normal	Bad fan	Normal	Bad fan
Normal						
FPC Sensor TopLeft I	48	56	53	43	56	46
FPC Sensor TopRight I	46	54	51	41	54	44

FPC Sensor TopLeft E	58	65	62	52	65	55
FPC Sensor TopRight E	56	64	61	51	64	54
FPC Sensor TopMiddle I	58	64	61	51	64	54
FPC Sensor TopMiddle E	67	74	71	61	74	64
FPC Sensor Bottom I	59	67	64	54	67	57
FPC Sensor Bottom E	66	73	70	60	73	63
FPC Sensor Die Temp	69	75	72	62	75	65
FPC Sensor Mgmt Brd I	46	54	51	41	54	44
FPC Sensor Switch I	56	63	60	50	63	53

#### show chassis temperature-thresholds interconnect-device (QFabric System)

```

user@switch> show chassis temperature-thresholds interconnect-device interconnect1
temperature-thresholds interconnect-device interconnect1

```

Item	Fan speed		Yellow alarm		Red alarm	
	Normal	High	Normal	Bad fan	Normal	Bad fan
Chassis default	48	54	65	55	75	65

#### show chassis temperature-thresholds (PTX5000 Packet Transport Router)

```

user@switch> show chassis temperature-thresholds
user@switch> show chassis temperature-thresholds

```

Shutdown (degrees C) Item	Fan speed (degrees C)		Yellow alarm (degrees C)		Red alarm (degrees C)		Fire
	Normal	High	Normal	Bad fan	Normal	Bad fan	
Routing Engine 0	80	90	95	85	105	95	
115							
CB 0 Exhaust A	60	65	78	75	85	80	
95							
CB 0 Exhaust B	60	65	78	75	85	80	
95							
CB 1 Exhaust A	60	65	78	75	85	80	
95							
CB 1 Exhaust B	60	65	78	75	85	80	
95							
FPC 3 Exhaust A	80	90	95	85	105	95	
115							
FPC 3 Exhaust B	80	90	95	85	105	95	
115							
FPC 3 TL5	80	90	95	85	105	95	
115							
FPC 3 TQ5	80	90	95	85	105	95	
115							
FPC 3 TL6	80	90	95	85	105	95	
115							
FPC 3 TQ6	80	90	95	85	105	95	
115							
FPC 3 TL1	80	90	95	85	105	95	
115							
FPC 3 TQ1	80	90	95	85	105	95	
115							
FPC 3 TL2	80	90	95	85	105	95	
115							
FPC 3 TQ2	80	90	95	85	105	95	
115							
FPC 3 TL4	80	90	95	85	105	95	
115							

FPC 3 TQ4	80	90	95	85	105	95
115						
FPC 3 TL7	80	90	95	85	105	95
115						
FPC 3 TQ7	80	90	95	85	105	95
115						
FPC 3 TL0	80	90	95	85	105	95
115						
FPC 3 TQ0	80	90	95	85	105	95
115						
FPC 3 TL3	80	90	95	85	105	95
115						
FPC 3 TQ3	80	90	95	85	105	95
115						
SIB 0 Exhaust	60	65	78	75	85	80
95						
SIB 0 Junction	75	80	90	85	105	95
115						
SIB 1 Exhaust	60	65	78	75	85	80
95						
SIB 1 Junction	75	80	90	85	105	95
115						
SIB 2 Exhaust	60	65	78	75	85	80
95						
SIB 2 Junction	75	80	90	85	105	95
115						
SIB 3 Exhaust	60	65	78	75	85	80
95						
SIB 3 Junction	75	80	90	85	105	95
115						
SIB 4 Exhaust	60	65	78	75	85	80
95						
SIB 4 Junction	75	80	90	85	105	95
115						
SIB 5 Exhaust	60	65	78	75	85	80
95						
SIB 5 Junction	75	80	90	85	105	95
115						
SIB 6 Exhaust	60	65	78	75	85	80
95						
SIB 6 Junction	75	80	90	85	105	95
115						
SIB 7 Exhaust	60	65	78	75	85	80
95						
SIB 7 Junction	75	80	90	85	105	95
115						
SIB 8 Exhaust	60	65	78	75	85	80
95						
SIB 8 Junction	75	80	90	85	105	95
115						

### show chassis temperature-thresholds (MX Routers with Media Services Blade [MSB])

```

user@switch> show chassis temperature-thresholds
Fan speed      Yellow alarm    Red alarm      Fire Shutdown
(degrees C)    (degrees C)    (degrees C)    (degrees C)
Item           Normal High   Normal Bad fan Normal Bad fan
Normal

```

Chassis default	48	54	65	55	75	65
100						
Routing Engine 0	70	80	95	95	110	110
112						
Routing Engine 1	70	80	95	95	110	110
112						
FPC 0	55	60	75	65	90	80
95						
FPC 1	55	60	75	65	90	80
95						
FPC 2	55	60	75	65	90	80
95						
FPC 4	55	60	75	65	90	80
95						
FPC 5	55	60	75	65	90	80
95						

## show log

<b>List of Syntax</b>	<a href="#">Syntax on page 393</a> <a href="#">Syntax (QFX Series and OCX Series) on page 393</a> <a href="#">Syntax (TX Matrix Routers) on page 393</a>
<b>Syntax</b>	<pre>show log &lt;filename   user &lt;username&gt;&gt;</pre>
<b>Syntax (QFX Series and OCX Series)</b>	<pre>show log filename &lt;device-type (device-id   device-alias)&gt;</pre>
<b>Syntax (TX Matrix Routers)</b>	<pre>show log &lt;all-lcc   lcc number   scc&gt; &lt;filename   user &lt;username&gt;&gt;</pre>
<b>Release Information</b>	<p>Command introduced before Junos OS Release 7.4.</p> <p>Command introduced in Junos OS Release 9.0 for EX Series switches.</p> <p>Command introduced in Junos OS Release 11.1 for the QFX Series.</p> <p>Option <i>device-type (device-id   device-alias)</i> is introduced in Junos OS Release 13.1 for the QFX Series.</p> <p>Command introduced in Junos OS Release 14.1X53-D20 for the OCX Series.</p>
<b>Description</b>	List log files, display log file contents, or display information about users who have logged in to the router or switch.



**NOTE:** On MX Series routers, modifying a configuration to replace a service interface with another service interface is treated as a catastrophic event. When you modify a configuration, the entire configuration associated with the service interface—including NAT pools, rules, and service sets—is deleted and then re-created for the newly specified service interface. If there are active sessions associated with the service interface that is being replaced, these sessions are deleted and the NAT pools are then released, which leads to the generation of the NAT\_POOL\_RELEASE system log messages. However, because NAT pools are already deleted as a result of the catastrophic configuration change and no longer exist, the NAT\_POOL\_RELEASE system log messages are not generated for the changed configuration.

**Options** none—List all log files.

**<all-lcc | lcc number | scc>**—(TX Matrix routers only) (Optional) Display logging information about all T640 routers (or line-card chassis) or a specific T640 router (replace *number* with a value from 0 through 3) connected to a TX Matrix router. Or, display logging information about the TX Matrix router (or switch-card chassis).

**device-type**—(QFabric system only) (Optional) Display log messages for only one of the following device types:

- **director-device**—Display logs for Director devices.
- **infrastructure-device**—Display logs for the logical components of the QFabric system infrastructure, including the diagnostic Routing Engine, fabric control Routing Engine, fabric manager Routing Engine, and the default network Node group and its backup (NW-NG-0 and NW-NG-0-backup).
- **interconnect-device**—Display logs for Interconnect devices.
- **node-device**—Display logs for Node devices.



**NOTE:** If you specify the **device-type** optional parameter, you must also specify either the **device-id** or **device-alias** optional parameter.

**(device-id | device-alias)**—If a device type is specified, display logs for a device of that type. Specify either the device ID or the device alias (if configured).

**filename**—(Optional) Display the log messages in the specified log file. For the routing matrix, the filename must include the chassis information.



**NOTE:** The **filename** parameter is mandatory for the QFabric system. If you did not configure a syslog filename, specify the default filename of messages.

**user <username>**—(Optional) Display logging information about users who have recently logged in to the router or switch. If you include **username**, display logging information about the specified user.

**Required Privilege Level** trace

**List of Sample Output** [show log on page 394](#)  
[show log filename on page 395](#)  
[show log filename \(QFabric System\) on page 395](#)  
[show log user on page 396](#)

## Sample Output

[show log](#)

```
user@host> show log
total 57518
-rw-r--r-- 1 root bin      211663 Oct  1 19:44 dcd
-rw-r--r-- 1 root bin      999947 Oct  1 19:41 dcd.0
-rw-r--r-- 1 root bin      999994 Oct  1 17:48 dcd.1
-rw-r--r-- 1 root bin      238815 Oct  1 19:44 rpd
-rw-r--r-- 1 root bin     1049098 Oct  1 18:00 rpd.0
-rw-r--r-- 1 root bin     1061095 Oct  1 12:13 rpd.1
-rw-r--r-- 1 root bin     1052026 Oct  1 06:08 rpd.2
-rw-r--r-- 1 root bin     1056309 Sep 30 18:21 rpd.3
```

```
-rw-r--r-- 1 root bin 1056371 Sep 30 14:36 rpd.4
-rw-r--r-- 1 root bin 1056301 Sep 30 10:50 rpd.5
-rw-r--r-- 1 root bin 1056350 Sep 30 07:04 rpd.6
-rw-r--r-- 1 root bin 1048876 Sep 30 03:21 rpd.7
-rw-rw-r-- 1 root bin 19656 Oct 1 19:37 wtmp
```

### show log filename

```
user@host> show log rpd
Oct 1 18:00:18 trace_on: Tracing to ?/var/log/rpd? started
Oct 1 18:00:18 EVENT <MTU> ds-5/2/0.0 index 24 <Broadcast PointToPoint Multicast
Oct 1 18:00:18
Oct 1 18:00:19 KRT recv len 56 V9 seq 148 op add Type route/if af 2 addr
13.13.13.21 nhop type local nhop 13.13.13.21
Oct 1 18:00:19 KRT recv len 56 V9 seq 149 op add Type route/if af 2 addr
13.13.13.22 nhop type unicast nhop 13.13.13.22
Oct 1 18:00:19 KRT recv len 48 V9 seq 150 op add Type ifaddr index 24 devindex
43
Oct 1 18:00:19 KRT recv len 144 V9 seq 151 op chnge Type ifdev devindex 44
Oct 1 18:00:19 KRT recv len 144 V9 seq 152 op chnge Type ifdev devindex 45
Oct 1 18:00:19 KRT recv len 144 V9 seq 153 op chnge Type ifdev devindex 46
Oct 1 18:00:19 KRT recv len 1272 V9 seq 154 op chnge Type ifdev devindex 47
...
```

### show log filename (QFabric System)

```
user@qfabric> show log messages
Mar 28 18:00:06 qfabric chassisd: QFABRIC_INTERNAL_SYSLOG: Mar 28 18:00:06 ED1486
chassisd: CHASSISD_SNMP_TRAP10: SNMP trap generated: FRU power on
(jnxFruContentsIndex 8, jnxFruL1Index 1, jnxFruL2Index 1, jnxFruL3Index 0,
jnxFruName PIC: 48x 10G-SFP+ @ 0/0/*, jnxFruType 11, jnxFruSlot 0,
jnxFruOfflineReason 2, jnxFruLastPowerOff 0, jnxFruLastPowerOn 2159)
Mar 28 18:00:07 qfabric chassisd: QFABRIC_INTERNAL_SYSLOG: Mar 28 18:00:07 ED1486
chassisd: CHASSISD_SNMP_TRAP10: SNMP trap generated: FRU power on
(jnxFruContentsIndex 8, jnxFruL1Index 1, jnxFruL2Index 2, jnxFruL3Index 0,
jnxFruName PIC: @ 0/1/*, jnxFruType 11, jnxFruSlot 0, jnxFruOfflineReason 2,
jnxFruLastPowerOff 0, jnxFruLastPowerOn 2191)
Mar 28 18:00:07 qfabric chassisd: QFABRIC_INTERNAL_SYSLOG: Mar 28 18:00:07 ED1492
chassisd: CHASSISD_SNMP_TRAP10: SNMP trap generated: FRU power on
(jnxFruContentsIndex 8, jnxFruL1Index 1, jnxFruL2Index 1, jnxFruL3Index 0,
jnxFruName PIC: 48x 10G-SFP+ @ 0/0/*, jnxFruType 11, jnxFruSlot 0,
jnxFruOfflineReason 2, jnxFruLastPowerOff 0, jnxFruLastPowerOn 242726)
Mar 28 18:00:07 qfabric chassisd: QFABRIC_INTERNAL_SYSLOG: Mar 28 18:00:07 ED1492
chassisd: CHASSISD_SNMP_TRAP10: SNMP trap generated: FRU power on
(jnxFruContentsIndex 8, jnxFruL1Index 1, jnxFruL2Index 2, jnxFruL3Index 0,
jnxFruName PIC: @ 0/1/*, jnxFruType 11, jnxFruSlot 0, jnxFruOfflineReason 2,
jnxFruLastPowerOff 0, jnxFruLastPowerOn 242757)
Mar 28 18:00:16 qfabric file: QFABRIC_INTERNAL_SYSLOG: Mar 28 18:00:16 ED1486
file: UI_COMMIT: User 'root' requested 'commit' operation (comment: none)
Mar 28 18:00:27 qfabric file: QFABRIC_INTERNAL_SYSLOG: Mar 28 18:00:27 ED1486
file: UI_COMMIT: User 'root' requested 'commit' operation (comment: none)
Mar 28 18:00:50 qfabric file: QFABRIC_INTERNAL_SYSLOG: Mar 28 18:00:50
_DCF_default__NW-INE-0_RE0_ file: UI_COMMIT: User 'root' requested 'commit'
operation (comment: none)
Mar 28 18:00:50 qfabric file: QFABRIC_INTERNAL_SYSLOG: Mar 28 18:00:50
_DCF_default__NW-INE-0_RE0_ file: UI_COMMIT: User 'root' requested 'commit'
operation (comment: none)
Mar 28 18:00:55 qfabric file: QFABRIC_INTERNAL_SYSLOG: Mar 28 18:00:55 ED1492
file: UI_COMMIT: User 'root' requested 'commit' operation (comment: none)
Mar 28 18:01:10 qfabric file: QFABRIC_INTERNAL_SYSLOG: Mar 28 18:01:10 ED1492
file: UI_COMMIT: User 'root' requested 'commit' operation (comment: none)
```

```
Mar 28 18:02:37 qfabric chassisd: QFABRIC_INTERNAL_SYSLOG: Mar 28 18:02:37 ED1491
chassisd: CHASSISD_SNMP_TRAP10: SNMP trap generated: FRU power on
(jnxFruContentsIndex 8, jnxFruL1Index 1, jnxFruL2Index 1, jnxFruL3Index 0,
jnxFruName PIC: 48x 10G-SFP+ @ 0/0/*, jnxFruType 11, jnxFruSlot 0,
jnxFruOfflineReason 2, jnxFruLastPowerOff 0, jnxFruLastPowerOn 33809)
```

#### show log user

```
user@host> show log user
darius  mg2546                Thu Oct 1 19:37   still logged in
darius  mg2529                Thu Oct 1 19:08 - 19:36 (00:28)
darius  mg2518                Thu Oct 1 18:53 - 18:58 (00:04)
root    mg1575                Wed Sep 30 18:39 - 18:41 (00:02)
root    ttyp2      jun.site.per Wed Sep 30 18:39 - 18:41 (00:02)
alex    ttyp1      192.168.1.2 Wed Sep 30 01:03 - 01:22 (00:19)
```

## show system alarms

<b>Syntax</b>	show system alarms
<b>Release Information</b>	<p>Command introduced before Junos OS Release 7.4.</p> <p>Command introduced in Junos OS Release 9.0 for EX Series switches.</p> <p>Command introduced in Junos OS Release 11.1 for the QFX Series.</p> <p>Command introduced in Junos OS Release 14.1X53-D20 for the OCX Series.</p>
<b>Description</b>	Display active system alarms.
<b>Options</b>	This command has no options.
<b>Additional Information</b>	<p>System alarms are preset. They include a <i>configuration</i> alarm that appears when no rescue configuration alarm is set and a <i>license</i> alarm that appears when a software feature is configured and no valid license is configured for the feature. On EX6200 switches, an alarm can be triggered by an internal link error. For more information about system alarms, see the <i>Junos OS Administration Library for Routing Devices</i>.</p> <p>In Junos OS release 11.1 and later, alarms for fans also show the slot number of the malfunctioning fans in the CLI output.</p> <p>Starting with Junos OS Release 13.2, you can view degraded fabric alarms on a routing matrix based on TX Matrix Plus router with 3D SiBs. The alarm indicates that the source FPC is running with a degraded fabric condition. This alarm is an early warning of a possible fabric black-hole condition. When the degraded fabric alarm is raised on the source FPC, you can take remedial action to avoid a fabric black-hole condition. The degraded fabric alarm is raised on the source FPC if both the following conditions are met:</p> <ul style="list-style-type: none"> <li>• The active Packet Forwarding Engine destinations are reachable on one or no active switching planes.</li> <li>• At least one of the inactive switching planes has a fault that causes the destination Packet Forwarding Engine to become unreachable.</li> </ul>
<b>Required Privilege Level</b>	admin
<b>List of Sample Output</b>	<p><a href="#">show system alarms on page 398</a></p> <p><a href="#">show system alarms (Fan Tray) on page 398</a></p> <p><a href="#">show system alarms (QFX Series and OCX Series) on page 398</a></p> <p><a href="#">show system alarms (EX6200) on page 398</a></p> <p><a href="#">show system alarms (TX Matrix Plus router with 3D SiBs) on page 398</a></p>
<b>Output Fields</b>	Table 16 on page 398 lists the output fields for the <b>show system alarms</b> command. Output fields are listed in the approximate order in which they appear.

Table 16: show system alarms Output Fields

Field Name	Field Description
Alarm time	Date and time the alarm was first recorded.
Class	Severity class for this alarm: <b>Minor</b> or <b>Major</b> .
Description	Information about the alarm.

## Sample Output

### show system alarms

```

user@host> show system alarms
2 alarms currently active
Alarm time          Class    Description
2005-02-24 17:29:34 UTC  Minor    IPsec VPN tunneling usage requires a
license
2005-02-24 17:29:34 UTC  Minor    Rescue configuration is not sent

```

### show system alarms (Fan Tray)

```

user@host> show system alarms
4 alarms currently active
Alarm time          Class    Description
2010-11-11 20:27:38 UTC  Major    Side Fan Tray 7 Failure
2010-11-11 20:27:13 UTC  Minor    Side Fan Tray 7 Overspeed
2010-11-11 20:27:13 UTC  Major    Side Fan Tray 5 Failure
2010-11-11 20:27:13 UTC  Major    Side Fan Tray 0 Failure

```

### show system alarms (QFX Series and OCX Series)

```

user@switch> show system alarms
2 alarms currently active
Alarm time Class Description
2005-02-24 17:29:34 UTC Minor Rescue configuration is not sent

```

### show system alarms (EX6200)

```

user@switch> show system alarms
2 alarms currently active
Alarm time          Class    Description
2013-04-05 16:51:41 PDT  Major    FPC 8 internal link errors detected
2013-04-04 18:05:35 PDT  Minor    Rescue configuration is not set

```

### show system alarms (TX Matrix Plus router with 3D SIBs)

```

user@router> show system alarms

sfc0-re0:
-----
2 alarms currently active
Alarm time          Class    Description
2013-05-08 18:13:58 UTC  Major    LCC 0 Major Errors
2013-05-08 17:48:46 UTC  Major    LCC 7 Major Errors

lcc0-re1:
-----

```

1 alarm currently active

Alarm time	Class	Description
2013-05-08 18:19:24 UTC	Major	FPC 1 degraded fabric condition detected

lcc7-re0:

-----  
1 alarm currently active

Alarm time	Class	Description
2013-05-08 18:19:24 UTC	Major	FPC 7 degraded fabric condition detected

## show system processes

---

<b>List of Syntax</b>	<a href="#">Syntax on page 400</a> <a href="#">Syntax (EX Series and QFX Series Switches) on page 400</a> <a href="#">Syntax (MX Series Routers) on page 400</a> <a href="#">Syntax (OCX Series) on page 400</a> <a href="#">Syntax (TX Matrix Routers) on page 400</a> <a href="#">Syntax (TX Matrix Plus Router) on page 400</a>
<b>Syntax</b>	<code>show system processes</code> <code>&lt;brief   detail   extensive   summary&gt;</code> <code>&lt;health (pid <i>process-identifier</i>   process-name <i>process-name</i>)&gt;</code> <code>&lt;providers&gt;</code> <code>&lt;resource-limits (brief   detail) <i>process-name</i>&gt;</code> <code>&lt;wide&gt;</code>
<b>Syntax (EX Series and QFX Series Switches)</b>	<code>show system processes</code> <code>&lt;all-members&gt;</code> <code>&lt;brief   detail   extensive   summary&gt;</code> <code>&lt;health (pid <i>process-identifier</i>   process-name <i>process-name</i>)&gt;</code> <code>&lt;local&gt;</code> <code>&lt;member <i>member-id</i>&gt;</code> <code>&lt;providers&gt;</code> <code>&lt;resource-limits (brief   detail) <i>process-name</i>&gt;</code> <code>&lt;wide&gt;</code>
<b>Syntax (MX Series Routers)</b>	<code>show system processes</code> <code>&lt;all-members&gt;</code> <code>&lt;brief   detail   extensive   summary&gt;</code> <code>&lt;health (pid <i>process-identifier</i>   process-name <i>process-name</i>)&gt;</code> <code>&lt;local&gt;</code> <code>&lt;member <i>member-id</i>&gt;</code> <code>&lt;providers&gt;</code> <code>&lt;resource-limits (brief   detail) <i>process-name</i>&gt;</code> <code>&lt;wide&gt;</code>
<b>Syntax (OCX Series)</b>	<code>show system processes</code> <code>&lt;brief   detail   extensive   summary &gt;</code> <code>&lt;health (pid <i>process-identifier</i>   process-name <i>process-name</i>)&gt;</code> <code>host-processes (brief detail )</code> <code>&lt;providers&gt;</code> <code>&lt;resource-limits&gt;</code> <code>&lt;wide&gt;</code>
<b>Syntax (TX Matrix Routers)</b>	<code>show system processes</code> <code>&lt;brief   detail   extensive   summary&gt;</code> <code>&lt;all-chassis  all-lcc   lcc <i>number</i>   scc&gt;</code> <code>&lt;wide&gt;</code>
<b>Syntax (TX Matrix Plus Router)</b>	<code>show system processes</code> <code>&lt;brief   detail   extensive   summary&gt;</code> <code>&lt;all-chassis  all-lcc   lcc <i>number</i>   sfc <i>number</i>&gt;</code> <code>&lt;wide&gt;</code>

<b>Release Information</b>	<p>Command introduced before Junos OS Release 7.4.</p> <p>Command introduced in Junos OS Release 9.0 for EX Series switches.</p> <p>Option <b>sfc</b> introduced for the TX Matrix Plus router in Junos OS Release 9.6.</p> <p>Command introduced in Junos OS Release 11.1 for the QFX Series.</p> <p>Command introduced in Junos OS Release 14.1X53-D20 for the OCX Series.</p>
<b>Description</b>	Display information about software processes that are running on the router or switch and that have controlling terminals.
<b>Options</b>	<p><b>none</b>—Display standard information about system processes.</p> <p><b>brief   detail   extensive   summary</b>—(Optional) Display the specified level of detail.</p> <p><b>adaptive-services</b>—(Optional) Display the configuration management process that manages the configuration for stateful firewall, Network Address Translation (NAT), intrusion detection services (IDS), and IP Security (IPsec) services on the Adaptive Services PIC.</p> <p><b>alarm-control</b>—(Optional) Display the process to configure the system alarm.</p> <p><b>all-chassis</b>—(TX Matrix routers and TX Matrix Plus routers only) (Optional) Display standard system process information about all the T640 routers (in a routing matrix based on the TX Matrix router) or all the T1600 or T4000 routers (in a routing matrix based on the TX Matrix Plus router) in the chassis.</p> <p><b>all-lcc</b>—(TX Matrix routers and TX Matrix Plus router only) (Optional) Display standard system process information for all T640 routers (or line-card chassis) connected to the TX Matrix router. Display standard system process information for all connected T1600 or T4000 LCCs.</p> <p><b>all-members</b>—(EX4200 switches, QFX Series Virtual Chassis, and MX Series routers ) (Optional) Display standard system process information for all members of the Virtual Chassis configuration.</p> <p><b>ancpd-service</b>—Display the Access Node Control Protocol (ANCP) process, which works with a special Internet Group Management Protocol (IGMP) session to collect outgoing interface mapping events in a scalable manner.</p> <p><b>application-identification</b> —Display the process that identifies an application using intrusion detection and prevention (IDP) to allow or deny traffic based on applications running on standard or nonstandard ports.</p> <p><b>audit-process</b>—(Optional) Display the RADIUS accounting process.</p> <p><b>auto-configuration</b>—Display the Interface Auto-Configuration process.</p> <p><b>bootp</b>—Display the process that enables a router, switch, or interface to act as a Dynamic Host Configuration Protocol (DHCP) or bootstrap protocol (BOOTP) relay agent. DHCP relaying is disabled.</p>

**captive-portal-content-delivery**—Display the HTTP redirect service by specifying the location to which a subscriber's initial Web browser session is redirected, enabling initial provisioning and service selection for the subscriber.

**ce-l2tp-service**—(Optional) (M10, M10i, M7i, and MX Series routers only) Display the Universal Edge Layer 2 Tunneling Protocol (L2TP) process, which establishes L2TP tunnels and Point-to-Point Protocol (PPP) sessions through L2TP tunnels.

**cfm**—Display Ethernet Operations, Administration, and Maintenance (OAM) connectivity fault management (CFM) process, which can be used to monitor the physical link between two switches.

**chassis-control**—(Optional) Display the chassis management process.

**class-of-service**—(Optional) Display the class-of-service (CoS) process, which controls the router's or switch's CoS configuration.

**clksyncd-service**—Display the external clock synchronization process, which uses synchronous Ethernet (SyncE).

**craft-control**—Display the process for the I/O of the craft interface.

**database-replication**—(EX Series switches and MX Series routers only) (Optional) Display the database replication process.

**datapath-trace-service**—Display the packet path tracing process.

**dhcp-service**—(EX Series switches and MX Series routers only) (Optional) Display the Dynamic Host Configuration Protocol process, which enables a DHCP server to allocate network IP addresses and deliver configuration settings to client hosts without user intervention.

**diameter-service**—(Optional) Display the diameter process.

**disk-monitoring**—(Optional) Display the disk monitoring process, which checks the health of the hard disk drive on the Routing Engine.

**dynamic-flow-capture**—(Optional) Display the dynamic flow capture (DFC) process, which controls DFC configurations on Monitoring Services III PICs.

**ecc-error-logging**—(Optional) Display the error checking and correction (ECC) process, which logs ECC parity errors in memory on the Routing Engine.

**ethernet-connectivity-fault-management**—Display the process that provides IEEE 802.1ag OAM connectivity fault management (CFM) database information for CFM maintenance association end points (MEPs) in a CFM session.

**ethernet-link-fault-management**—(EX Series switches and MX Series routers only) (Optional) Display the process that provides the OAM link fault management (LFM) information for Ethernet interfaces.

**event-processing**—(Optional) Display the event process (eventd).

**firewall**—(Optional) Display the firewall management process, which manages the firewall configuration and enables accepting or rejecting packets that are transiting an interface on a router or switch.

**general-authentication-service**—(EX Series switches and MX Series routers only)  
(Optional) Display the general authentication process.

**health (pid *process-identifier* | process-name *process-name*)**—(Optional) Display process health information, either by process id (PID) or by process name.

**host-processes**—Display process information of processes running on the host system.  
(On OCX Series only) The following options are available:

- **brief | detail**—(Optional) Display the specified level of detail.

**iccp-service**—Display the Inter-Chassis Communication Protocol (ICCP) process.

**idp-policy**—Display the intrusion detection and prevention (IDP) protocol process.

**ilmi**—Display the Integrated Local Management Interface (ILMI) protocol process, which provides bidirectional exchange of management information between two ATM interfaces across a physical connection.

**inet-process**—Display the IP multicast family process.

**init**—Display the process that initializes the USB modem.

**interface-control**—(Optional) Display the interface process, which controls the router's or switch's physical interface devices and logical interfaces.

**kernel-replication**—(Optional) Display the kernel replication process, which replicates the state of the backup Routing Engine when graceful Routing Engine switchover (GRES) is configured.

**l2-learning**—(Optional) Display the Layer 2 address flooding and learning process.

**l2cpd-service**—Display the Layer 2 Control Protocol process, which enables features such as Layer 2 protocol tunneling and nonstop bridging.

**lACP**—(Optional) Display the Link Aggregation Control Protocol (LACP) process. LACP provides a standardized means for exchanging information between partner systems on a link to allow their link aggregation control instances to reach agreement on the identity of the LAG to which the link belongs, and then to move the link to that LAG, and to enable the transmission and reception processes for the link to function in an orderly manner.

**lcc number**—(TX Matrix routers and TX Matrix Plus routers only) (Optional) On a TX Matrix router, display standard system process information for a specific T640 router that is connected to the TX Matrix router. On a TX Matrix Plus router, display standard system process information for a specific router that is connected to the TX Matrix Plus router.

Replace *number* with the following values depending on the LCC configuration:

- 0 through 3, when T640 routers are connected to a TX Matrix router in a routing matrix.
- 0 through 3, when T1600 routers are connected to a TX Matrix Plus router in a routing matrix.
- 0 through 7, when T1600 routers are connected to a TX Matrix Plus router with 3D SIBs in a routing matrix.
- 0, 2, 4, or 6, when T4000 routers are connected to a TX Matrix Plus router with 3D SIBs in a routing matrix.

**local**—(EX4200 switches, QFX Series Virtual Chassis, and MX Series routers) (Optional) Display standard system process information for the local Virtual Chassis member.

**local-policy-decision-function**—Display the process for the Local Policy Decision Function, which regulates collection of statistics related to applications and application groups and tracking of information about dynamic subscribers and static interfaces.

**logical-system-mux**—Display the logical router multiplexer process (lrmuxd), which manages the multiple instances of the routing protocols process (rpd) on a machine running logical routers.

**mac-validation**—Display the MAC validation process, which configures MAC address validation for subscriber interfaces created on demux interfaces in dynamic profiles on MX Series routers.

**member *member-id***—(EX4200 switches, QFX Series Virtual Chassis, and MX Series routers) (Optional) Display standard system process information for the specified member of the Virtual Chassis configuration. For EX4200 switches, replace ***member-id*** with a value from 0 through 9. For an MX Series Virtual Chassis, replace ***member-id*** with a value of 0 or 1.

**mib-process**—(Optional) Display the MIB II process, which provides the router's MIB II agent.

**mobile-ip**—(Optional) Display the Mobile IP process, which configures Junos OS Mobile IP features.

**moundd-service**—(EX Series switches and MX Series routers only) (Optional) Display the service for NFS mounts requests.

**mpls-traceroute**—(Optional) Display the MPLS Periodic Traceroute process.

**mspd**—(Optional) Display the Multiservice process.

**multicast-snooping**—(EX Series switches and MX Series routers only) (Optional) Display the multicast snooping process, which makes Layer 2 devices such as VLAN switches aware of Layer 3 information, such as the media access control (MAC) addresses of members of a multicast group.

**named-service**—(Optional) Display the DNS Server process, which is used by a router or a switch to resolve hostnames into addresses.

**neighbor-liveness**—Display the process, which specifies the maximum length of time that the router waits for its neighbor to re-establish an LDP session.

**nfsd-service**—(Optional) Display the Remote NFS Server process, which provides remote file access for applications that need NFS-based transport.

**ntp**—Display the Network Time Protocol (NTP) process, which provides the mechanisms to synchronize time and coordinate time distribution in a large, diverse network.

**packet-triggered-subscribers**—Display the packet-triggered subscribers and policy control (PTSP) process, which allows the application of policies to dynamic subscribers that are controlled by a subscriber termination device.

**peer-selection-service**—(Optional) Display the Peer Selection Service process.

**periodic-packet-services**—Display the Periodic packet management process, which is responsible for processing a variety of time-sensitive periodic tasks so that other processes can more optimally direct their resources.

**pfe**—Display the Packet Forwarding Engine management process.

**pgcp-service**—(Optional) Display the pgcpd service process running on the Routing Engine.

**pgm**—Display the Pragmatic General Multicast (PGM) protocol process, which enables a reliable transport layer for multicast applications.

**pic-services-logging**—(Optional) Display the logging process for some PICs. With this process, also known as fsad (the file system access daemon), PICs send special logging information to the Routing Engine for archiving on the hard disk.

**ppp**—(Optional) Display the Point-to-Point Protocol (PPP) process, which is the encapsulation protocol process for transporting IP traffic across point-to-point links.

**ppp-service**—Display the Universal edge PPP process, which is the encapsulation protocol process for transporting IP traffic across universal edge routers.

**pppoe**—(Optional) Display the Point-to-Point Protocol over Ethernet (PPPoE) process, which combines PPP that typically runs over broadband connections with the Ethernet link-layer protocol that allows users to connect to a network of hosts over a bridge or access concentrator.

**process-monitor**—Display the process health monitor process (pmond).

**providers**—(Optional) Display provider processes.

**redundancy-interface-process**—(Optional) Display the ASP redundancy process.

**remote-operations**—(Optional) Display the remote operations process, which provides the ping and traceroute MIBs.

**resource-cleanup**—Display the resource cleanup process.

**resource-limits (brief | detail) process-name**—(Optional) Display process resource limits.

**routing**—(Optional) Display the routing protocol process.

**sampling**—(Optional) Display the sampling process, which performs packet sampling based on particular input interfaces and various fields in the packet header.

**sbc-configuration-process**—Display the session border controller (SBC) process of the border signaling gateway (BSG).

**scc**—(TX Matrix routers only) (Optional) Display standard system process information for the TX Matrix router (or switch-card chassis).

**sdk-service**—Display the SDK Service process, which runs on the Routing Engine and is responsible for communications between the SDK application and Junos OS. Although the SDK Service process is present on the router, it is turned off by default.

**secure-neighbor-discovery**—(EX Series switches and MX Series routers only) (Optional) Display the secure Neighbor Discovery Protocol (NDP) process, which provides support for protecting NDP messages.

**send**—(Optional) Display the Secure Neighbor Discovery Protocol (SEND) process, which provides support for protecting Neighbor Discovery Protocol (NDP) messages.

**service-deployment**—(Optional) Display the service deployment process, which enables Junos OS to work with the Session and Resource Control (SRC) software.

**sfc number**—(TX Matrix Plus routers only) (Optional) Display system process information for the TX Matrix Plus router. Replace **number** with 0.

**snmp**—Display the SNMP process, which enables the monitoring of network devices from a central location and provides the router's or switch's SNMP master agent.

**sonet-aps**—Display the SONET Automatic Protection Switching (APS) process, which monitors any SONET interface that participates in APS.

**static-subscribers**—(Optional) Display the Static subscribers process, which associates subscribers with statically configured interfaces and provides dynamic service activation and activation for these subscribers.

**tunnel-oamd**—(Optional) Display the Tunnel OAM process, which enables the Operations, Administration, and Maintenance of Layer 2 tunneled networks. Layer 2 protocol tunneling (L2PT) allows service providers to send Layer 2 protocol data units (PDUs) across the provider's cloud and deliver them to Juniper Networks EX Series Ethernet Switches that are not part of the local broadcast domain.

**vrrp**—(EX Series switches and MX Series routers only) (Optional) Display the Virtual Router Redundancy Protocol (VRRP) process, which enables hosts on a LAN to make use of redundant routing platforms on that LAN without requiring more than the static configuration of a single default route on the hosts.

**watchdog**—Display the watchdog timer process, which enables the watchdog timer when Junos OS encounters a problem.

**wide**—(Optional) Display process information that might be wider than 80 columns.

**Additional Information** By default, when you issue the **show system processes** command on the master Routing Engine of a TX Matrix router or a TX Matrix Plus router, the command is broadcast to all the master Routing Engines of the LCCs connected to it in the routing matrix. Likewise, if you issue the same command on the backup Routing Engine of a TX Matrix or a TX Matrix Plus router, the command is broadcast to all backup Routing Engines of the LCCs that are connected to it in the routing matrix.

**Required Privilege Level** view

**Related Documentation**

- [List of Junos OS Processes](#)
- [Routing Matrix with a TX Matrix Plus Router Solutions Page](#)

**List of Sample Output**

[show system processes on page 409](#)  
[show system processes brief on page 410](#)  
[show system processes detail on page 410](#)  
[show system processes extensive on page 410](#)  
[show system processes extensive \(EX9200 Switch\) on page 411](#)  
[show system processes host processes \(OCX1100 Switch\) on page 411](#)  
[show system processes lcc wide \(TX Matrix Routing Matrix\) on page 412](#)  
[show system processes summary on page 412](#)  
[show system processes \(TX Matrix Plus Router\) on page 413](#)  
[show system processes sfc \(TX Matrix Plus Router\) on page 420](#)  
[show system processes lcc wide \(TX Matrix Plus Routing Matrix\) on page 423](#)  
[show system processes \(QFX Series and OCX Series\) on page 424](#)

**Output Fields** [Table 17 on page 407](#) describes the output fields for the **show system processes** command. Output fields are listed in the approximate order in which they appear.

**Table 17: show system processes Output Fields**

Field Name	Field Description	Level of Output
last pid	Last process identifier assigned to the process.	brief extensive summary
load averages	Three load averages followed by the current time.	brief extensive summary
processes	Number of existing processes and the number of processes in each state (sleeping, running, starting, zombies, and stopped).	brief extensive summary
Mem	Information about physical and virtual memory allocation.	brief extensive summary

Table 17: show system processes Output Fields (*continued*)

Field Name	Field Description	Level of Output
<b>Swap</b>	Information about physical and virtual memory allocation.	<b>brief extensive summary</b>
<b>PID</b>	Process identifier.	<b>detail extensive summary</b>
<b>TT</b>	Control terminal name.	<b>none detail</b>
<b>STAT</b>	<p>Symbolic process state. The state is given by a sequence of letters. The first letter indicates the run state of the process:</p> <ul style="list-style-type: none"> <li>• <b>D</b>—In disk or other short-term, uninterruptible wait</li> <li>• <b>I</b>—Idle (sleeping longer than about 20 seconds)</li> <li>• <b>R</b>—Runnable</li> <li>• <b>S</b>—Sleeping for less than 20 seconds</li> <li>• <b>T</b>—Stopped</li> <li>• <b>Z</b>—Dead (zombie)</li> <li>• <b>+</b> —The process is in the foreground process group of its control terminal.</li> <li>• <b>&lt;</b>—The process has raised CPU scheduling priority.</li> <li>• <b>&gt;</b>—The process has specified a soft limit on memory requirements and is currently exceeding that limit; such a process is not swapped.</li> <li>• <b>A</b>—The process requested random page replacement.</li> <li>• <b>E</b>—The process is trying to exit.</li> <li>• <b>L</b>—The process has pages locked in core.</li> <li>• <b>N</b>—The process has reduced CPU scheduling priority.</li> <li>• <b>S</b>—The process requested first-in, first-out (FIFO) page replacement.</li> <li>• <b>s</b>—The process is a session leader.</li> <li>• <b>V</b>—The process is temporarily suspended.</li> <li>• <b>W</b>—The process is swapped out.</li> <li>• <b>X</b>—The process is being traced or debugged.</li> </ul>	<b>none detail</b>
<b>UID</b>	User identifier.	<b>detail</b>
<b>USERNAME</b>	Process owner.	<b>extensive summary</b>
<b>PPID</b>	Parent process identifier.	<b>detail</b>
<b>CPU</b>	<p>(D)—Short-term CPU usage.</p> <p>(E and S)—Raw (unweighted) CPU usage. The value of this field is used to sort the processes in the output.</p>	<b>detail extensive summary</b>
<b>RSS</b>	Resident set size.	<b>detail</b>
<b>WCHAN</b>	Symbolic name of the wait channel.	<b>detail</b>
<b>STARTED</b>	Local time when the process started running.	<b>detail</b>

Table 17: show system processes Output Fields (*continued*)

Field Name	Field Description	Level of Output
PRI	Current priority of the process. A lower number indicates a higher priority.	detail extensive summary
NI or NICE	UNIX "niceness" value. A lower number indicates a higher priority.	detail extensive summary
SIZE	Total size of the process (text, data, and stack), in kilobytes.	extensive summary
RES	Current amount of resident memory, in kilobytes.	extensive summary
STATE	Current state of the process (for example, <b>sleep</b> , <b>wait</b> , <b>run</b> , <b>idle</b> , <b>zombie</b> , or <b>stop</b> ).	extensive summary
TIME	(S)—Number of system and user CPU seconds that the process has used.  (None, D, and E)—Total amount of time that the command has been running.	detail extensive summary
WCPU	Weighted CPU usage.	extensive summary
COMMAND	Command that is currently running.  (MX Series routers only) When you display the software processes for an MX Series Virtual Chassis, the <b>show system processes</b> command does not display information about the relayd process.	detail extensive summary
THR	Number of threads in the process	extensive

## Sample Output

### show system processes

```

user@host> show system processes
PID  TT  STAT  TIME COMMAND
  0  ??  DLs   0:00.70 (swapper)
  1  ??  Is    0:00.35 /sbin/init --
  2  ??  DL    0:00.00 (pagedaemon)
  3  ??  DL    0:00.00 (vmdaemon)
  4  ??  DL    0:42.37 (update)
  5  ??  DL    0:00.00 (if_jnx)
 80  ??  Ss    0:14.66 syslogd -s
 96  ??  Is    0:00.01 portmap
128  ??  Is    0:02.70 cron
173  ??  Is    0:02.24 /usr/local/sbin/sshd (sshd1)
189  ??  S     0:03.80 /sbin/watchdog -t180
190  ??  I     0:00.03 /usr/sbin/tmnetd -N
191  ??  S     2:24.76 /sbin/ifd -N
192  ??  S<    0:55.44 /usr/sbin/xntpd -N
195  ??  S     0:53.11 /usr/sbin/snmpd -N
196  ??  S     1:15.73 /usr/sbin/mib2d -N
198  ??  I     0:00.75 /usr/sbin/inetd -N
2677 ??  I     0:00.01 /usr/sbin/mgd -N
2712 ??  Ss    0:00.24 rlogind
2735 ??  R     0:00.00 /bin/ps -ax

```

```

1985 p0- S      0:07.41 ./rpd -N
2713 p0 Is      0:00.24 -tcsh (tcsh)
2726 p0 S+      0:00.07 cli

```

### show system processes brief

```

user@host> show system processes brief
last pid: 543; load averages: 0.00, 0.00, 0.00 18:29:47
37 processes: 1 running, 36 sleeping

```

```

Mem: 25M Active, 3976K Inact, 19M Wired, 8346K Buf, 202M Free
Swap: 528M Total, 64K Used, 528M Free

```

### show system processes detail

```

user@host> show system processes detail

```

PID	UID	PPID	CPU	PRI	NI	RSS	WCHAN	STARTED	TT	STAT	TIME	COMMAND
3151	1049	3129	2	28	0	672	-	1:13PM	p0	R+	0:00.00	ps -ax -r
1	0	0	0	10	0	376	wait	1:51PM	??	Is	0:00.29	/sbin/ini
2	0	0	0	-18	0	12	psleep	1:51PM	??	DL	0:00.00	(pagedae
3	0	0	0	28	0	12	psleep	1:51PM	??	DL	0:00.00	(vmdaemo
4	0	0	0	28	0	12	update	1:51PM	??	DL	0:07.15	(update)
5	0	0	0	2	0	12	pfesel	1:51PM	??	IL	0:02.90	(if_pfe)
27	0	1	0	10	0	17936	mfsidl	1:51PM	??	Is	0:00.46	mfs /dev/
81	0	1	0	2	0	496	select	1:52PM	??	Ss	0:31.21	syslogd -
119	1	1	0	2	0	492	select	1:52PM	??	Is	0:00.00	portmap
134	0	1	0	2	0	580	select	1:52PM	??	S	0:02.95	amd -p -a
151	0	1	0	18	0	532	pause	1:52PM	??	Is	0:00.34	cron
183	0	1	0	2	0	420	select	1:52PM	??	Ss	0:00.07	/usr/loca
206	0	1	0	18	0	72	pause	1:52PM	??	S	0:00.51	/sbin/wat
207	0	1	0	2	0	520	select	1:52PM	??	I	0:00.16	/usr/sbin
208	0	1	0	2	0	536	select	1:52PM	??	S	0:08.21	/sbin/dcd
210	0	1	255	2	-12	740	select	1:52PM	??	S<	0:05.83	/usr/sbin
211	0	1	0	2	0	376	select	1:52PM	??	S	0:00.03	/usr/sbin
215	0	1	0	2	0	548	select	1:52PM	??	I	0:00.50	/usr/sbin
219	0	1	0	3	0	540	ttyin	1:52PM	v0	Is+	0:00.02	/usr/libe
220	0	1	0	3	0	540	ttyin	1:52PM	v1	Is+	0:00.01	/usr/libe
221	0	1	0	3	0	540	ttyin	1:52PM	v2	Is+	0:00.01	/usr/libe
222	0	1	0	3	0	540	ttyin	1:52PM	v3	Is+	0:00.01	/usr/libe
735	0	1	0	2	0	468	select	2:47PM	??	S	0:19.14	/usr/sbin
736	0	1	0	2	0	212	select	2:47PM	??	S	0:14.13	/usr/sbin
1380	0	1	0	3	0	888	ttyin	7:32PM	d0	Is+	0:00.46	bash
3019	0	207	0	2	0	636	select	10:49AM	??	Ss	0:02.93	tnp.chass
3122	0	1380	0	2	0	1764	select	12:33PM	d0	S	0:00.77	./rpd -N
3128	0	215	0	2	0	580	select	12:45PM	??	Ss	0:00.12	rlogind
3129	1049	3128	0	18	0	944	pause	12:45PM	p0	Ss	0:00.14	-tcsh (tc
0	0	0	0	-18	0	0	sched	1:51PM	??	DLs	0:00.10	(swapper

### show system processes extensive

```

user@host> show system processes extensive
Mem: 241M Active, 99M Inact, 78M Wired, 325M Cache, 69M Buf, 1251M Free
Swap: 2048M Total, 2048M Free

```

PID	USERNAME	THR	PRI	NICE	SIZE	RES	STATE	TIME	WCPU	COMMAND
11	root	1	171	52	OK	12K	RUN	807.5H	98.73%	idle
13	root	1	-20	-139	OK	12K	WAIT	36:17	0.00%	swi7: clock sio
1499	root	1	96	0	7212K	3040K	select	34:01	0.00%	license-check
1621	root	1	96	0	20968K	11216K	select	20:25	0.00%	mib2d
1465	root	2	8	-88	115M	11748K	nanslp	14:32	0.00%	chassisd
1478	root	1	96	0	6336K	3816K	select	11:28	0.00%	ppmd

```

20 root      1 -68 -187    OK    12K WAIT    10:28 0.00% irq10: em0 em1+++*
1490 root    1  96    0 11792K 4336K select  9:44 0.00% shm-rtsdbd
1618 root    1  96    0 39584K 7464K select  8:47 0.00% pfed
1622 root    1  96    0 15268K 10988K select  6:16 0.00% snmpd
1466 root    1  96    0 7408K 2896K select  5:44 0.00% alarmd
 7 root     1 -16    0    OK    12K client  5:09 0.00% ifstate notify
1480 root    1  96    0 5388K 2660K select  4:29 0.00% ksyncd
12 root     1 -40 -159    OK    12K WAIT    4:15 0.00% swi2: netisr 0
1462 root    1  96    0 1836K 1240K select  3:57 0.00% bslockd
55 root     1 -16    0    OK    12K -      3:44 0.00% schedcpu
1392 root    1  16    0    OK    12K bcmsem  3:37 0.00% bcmLINK.0
47 root     1 -16    0    OK    12K psleep  3:25 0.00% vmkmemdaemon
36 root     1  20    0    OK    12K syncer  2:46 0.00% syncer
1484 root    1  96    0 7484K 3428K select  2:38 0.00% clksyncd
1616 root    1  96    0 4848K 2848K select  2:18 0.00% irsd
1487 root    1  96    0 32800K 6992K select  2:10 0.00% smid
1623 root    1  96    0 34616K 5464K select  2:01 0.00% dcd
15 root     1 -16    0    OK    12K -      1:59 0.00% yarrow
49 root     1 -16    0    OK    12K .      1:51 0.00% ddostasks

```

### show system processes extensive (EX9200 Switch)

```

user@switch> show system processes extensive
last pid: 3372; load averages: 0.02, 0.02, 0.00 up 0+01:42:22 16:39:57
151 processes: 4 running, 131 sleeping, 1 zombie, 15 waiting

```

```

Mem: 935M Active, 122M Inact, 108M Wired, 838M Cache, 214M Buf, 5872M Free
Swap: 8192M Total, 8192M Free

```

PID	USERNAME	THR	PRI	NICE	SIZE	RES	STATE	TIME	WCPU	COMMAND
10	root	1	171	52	OK	16K	RUN	96:34	92.19%	idle
3317	root	1	97	0	40412K	30944K	select	0:00	5.13%	mgd
3316	root	1	96	0	26672K	20516K	select	0:00	3.08%	cli
1626	root	2	8	-88	124M	20332K	nanslp	3:19	2.39%	chassisd
260	root	1	-8	0	OK	16K	mdwait	0:16	0.00%	md16
19	root	1	-68	-187	OK	16K	WAIT	0:12	0.00%	irq11: em0 em1 em2*
1642	root	1	96	0	8052K	3936K	RUN	0:10	0.00%	clksyncd
11	root	1	-20	-139	OK	16K	WAIT	0:07	0.00%	swi7: clock sio
154	root	1	-8	0	OK	16K	mdwait	0:06	0.00%	md8
1784	root	1	96	0	98M	33720K	select	0:05	0.00%	authd
1646	root	1	96	0	7776K	2944K	select	0:03	0.00%	license-check
1807	root	1	96	0	41340K	9944K	select	0:02	0.00%	mib2d

[...Output truncated...]

### show system processes host processes (OCX1100 Switch)

```

user@switch> show system processes host processes
fpc0:

```

```

-----
top - 14:14:32 up 2:05, 0 users, load average: 0.11, 0.39, 0.39
Tasks: 101 total, 1 running, 98 sleeping, 0 stopped, 2 zombie
Cpu(s): 3.1%us, 2.2%sy, 0.0%ni, 94.2%id, 0.4%wa, 0.0%hi, 0.0%si, 0.0%st
Mem: 3881300k total, 2667040k used, 1214260k free, 53232k buffers
Swap: 15620k total, 0k used, 15620k free, 808492k cached

```

PID	USER	PR	NI	VIRT	RES	SHR	S	%CPU	%MEM	TIME+	COMMAND
2780	root	20	0	1860m	1.5g	3780	S	14	41.7	20:56.05	kvm
1482	bind	20	0	24676	5912	1944	S	2	0.2	0:00.07	named

```

4631 root      20    0  648m  94m  13m S    2  2.5   4:19.59 dcpfe
9230 root      20    0 15208 1092  832 R    2  0.0   0:00.01 top
   1 root      20    0  4216  660  576 S    0  0.0   2:09.61 init
   2 root      20    0    0    0    0 S    0  0.0   0:00.00 kthreadd
   3 root      20    0    0    0    0 S    0  0.0   0:00.21 ksoftirqd/0
   4 root      20    0    0    0    0 S    0  0.0   0:00.00 kworker/0:0
   5 root       0 -20    0    0    0 S    0  0.0   0:00.00 kworker/0:0H
   7 root      RT    0    0    0    0 S    0  0.0   0:00.52 migration/0
   8 root      20    0    0    0    0 S    0  0.0   0:04.36 rcu_preempt
   9 root      20    0    0    0    0 S    0  0.0   0:00.00 rcu_bh
  10 root      20    0    0    0    0 S    0  0.0   0:00.00 rcu_sched
  11 root      RT    0    0    0    0 S    0  0.0   0:00.53 migration/1

```

[...Output truncated...]

### show system processes lcc wide (TX Matrix Routing Matrix)

```

user@host> show system processes lcc 2 wide
lcc2-re0:

```

```

-----
PID  TT  STAT    TIME COMMAND
  0  ??  DLs    0:00.00 (swapper)
  1  ??  ILs    0:00.10 /sbin/preinit -- (init)
  2  ??  DL     0:00.00 (pagedaemon)
  3  ??  DL     0:00.00 (vmdaemon)
  4  ??  DL     0:00.00 (bufdaemon)
  5  ??  DL     0:00.04 (syncer)
  6  ??  DL     0:00.00 (netdaemon)
  7  ??  IL     0:00.00 (if_pic_listen)
  8  ??  IL     0:00.00 (scs_housekeeping)
  9  ??  IL     0:00.00 (if_pfe_listen)
 10  ??  DL     0:00.00 (vmuncachedaemon)
 11  ??  SL     0:00.02 (cb_poll)
 172 ??  ILs    0:00.21 mfs -o noauto /dev/ad1s1b /tmp (newfs)
2909 ??  Is     0:00.00 pccardd
2932 ??  Ss     0:00.07 syslogd -r -s
3039 ??  Is     0:00.00 cron
3217 ??  I      0:00.00 /sbin/watchdog -d
3218 ??  I      0:00.02 /usr/sbin/tnetd -N
3221 ??  S      0:00.11 /usr/sbin/alarmd -N
3222 ??  S      0:00.85 /usr/sbin/craftd -N
3223 ??  S      0:00.05 /usr/sbin/mgd -N
3224 ??  I      0:00.02 /usr/sbin/inetd -N
3225 ??  I      0:00.00 /usr/sbin/tnp.sntpd -N
3226 ??  I      0:00.01 /usr/sbin/tnp.sntpc -N
3228 ??  I      0:00.01 /usr/sbin/smartd -N
3231 ??  I      0:00.01 /usr/sbin/eccd -N
3425 ??  S      0:00.09 /usr/sbin/dfwd -N
3426 ??  S      0:00.19 /sbin/dcd -N
3427 ??  I      0:00.04 /usr/sbin/pfed -N
3430 ??  S      0:00.10 /usr/sbin/ksyncd -N
3482 ??  S      1:53.63 /usr/sbin/chassisd -N
4285 ??  SL     0:00.01 (peer proxy)
4286 ??  SL     0:00.00 (peer proxy)
4303 ??  Ss     0:00.00 mgd: (mgd) (root) (mgd)
4304 ??  R      0:00.00 /bin/ps -ax -ww
3270 d0  Is+    0:00.00 /usr/libexec/getty std.9600 ttyd0

```

### show system processes summary

```

user@host> show system processes summary

```

```
last pid: 543; load averages: 0.00, 0.00, 0.00 18:29:47
37 processes: 1 running, 36 sleeping
```

```
Mem: 25M Active, 3976K Inact, 19M Wired, 8346K Buf, 202M Free
Swap: 528M Total, 64K Used, 528M Free
```

PID	USERNAME	PRI	NICE	SIZE	RES	STATE	TIME	WCPU	CPU	COMMAND
527	root	2	0	176K	580K	select	0:00	0.04%	0.04%	rlogind
543	root	30	0	604K	768K	RUN	0:00	0.00%	0.00%	top

### show system processes (TX Matrix Plus Router)

```
user@host> show system processes
sfc0-re0:
```

```
-----
PID  TT  STAT      TIME COMMAND
0   ??  WLS      0:00.00 [swapper]
1   ??  ILs      0:00.18 /packages/mnt/jbase/sbin/init --
2   ??  DL       0:00.20 [g_event]
3   ??  DL       0:00.39 [g_up]
4   ??  DL       0:00.32 [g_down]
5   ??  DL       0:00.00 [thread taskq]
6   ??  DL       0:00.09 [kqueue taskq]
7   ??  DL       0:00.01 [pagedaemon]
8   ??  DL       0:00.00 [vmdaemon]
9   ??  DL       0:06.63 [pagezero]
10  ??  DL       0:00.00 [ktrace]
11  ??  RL      310:52.98 [idle]
12  ??  WL       0:11.03 [swi2: net]
13  ??  WL       0:27.58 [swi7: clock sio]
14  ??  WL       0:00.00 [swi6: vm]
15  ??  DL       0:03.02 [yarrow]
16  ??  WL       0:00.00 [swi9: +]
17  ??  WL       0:00.00 [swi8: +]
18  ??  WL       0:00.00 [swi5: cambio]
19  ??  WL       0:00.00 [swi9: task queue]
20  ??  WL       0:11.41 [irq16: uhci0 uhci*]
21  ??  DL       0:00.00 [usb0]
22  ??  DL       0:00.00 [usbtask]
23  ??  WL       0:39.51 [irq17: uhci1 uhci*]
24  ??  DL       0:00.00 [usb1]
25  ??  WL       0:00.00 [irq18: uhci2 uhci*]
26  ??  DL       0:00.83 [usb2]
27  ??  DL       0:00.00 [usb3]
28  ??  DL       0:00.00 [usb4]
29  ??  DL       0:00.00 [usb5]
30  ??  DL       0:00.73 [usb6]
31  ??  DL       0:00.00 [usb7]
32  ??  WL       0:00.00 [irq14: ata0]
33  ??  WL       0:00.00 [irq15: ata1]
34  ??  WL       0:00.00 [irq1: atkbd0]
35  ??  WL       0:00.00 [swi0: sio]
36  ??  WL       0:00.00 [irq11: isab0]
37  ??  WL       0:00.00 [swi3: ip6opt ipopt]
38  ??  WL       0:00.00 [swi4: ip6mismatch+]
39  ??  WL       0:00.00 [swi1: ipfwd]
40  ??  DL       0:00.02 [bufdaemon]
41  ??  DL       0:00.02 [vnlr]
42  ??  DL       0:00.39 [syncer]
43  ??  DL       0:00.05 [softdepflush]
44  ??  DL       0:00.00 [netdaemon]
```

```

45 ?? DL 0:00.02 [vmuncachedaemon]
46 ?? DL 0:00.00 [if_pic_listen]
47 ?? DL 0:00.35 [vmkmemdaemon]
48 ?? DL 0:00.00 [cb_poll]
49 ?? DL 0:00.06 [if_pfe_listen]
50 ?? DL 0:00.00 [scs_housekeeping]
51 ?? IL 0:00.00 [kern_dump_proc]
52 ?? IL 0:00.00 [nfsiod 0]
53 ?? IL 0:00.00 [nfsiod 1]
54 ?? IL 0:00.00 [nfsiod 2]
55 ?? IL 0:00.00 [nfsiod 3]
56 ?? DL 0:00.37 [schedcpu]
57 ?? DL 0:00.56 [md0]
79 ?? DL 0:02.58 [md1]
100 ?? DL 0:00.03 [md2]
118 ?? DL 0:00.01 [md3]
139 ?? DL 0:00.95 [md4]
160 ?? DL 0:00.12 [md5]
181 ?? DL 0:00.00 [md6]
217 ?? DL 0:00.02 [md7]
227 ?? DL 0:00.05 [md8]
1341 ?? SL 0:01.34 [bcmTX]
1342 ?? SL 0:01.68 [bcmXGS3AsyncTX]
1343 ?? SL 0:41.40 [bcmLINK.0]
1345 ?? SL 0:33.83 [bcmLINK.1]
1350 ?? Is 0:00.01 /usr/sbin/cron
1502 ?? S 0:00.01 /sbin/watchdog -t-1
1503 ?? S 0:00.86 /usr/libexec/bslockd -mp -N
1504 ?? S 0:00.01 /usr/sbin/tnetd -N
1507 ?? S 0:01.32 /usr/sbin/alarmd -N
1508 ?? S 0:14.54 /usr/sbin/craftd -N
1509 ?? S 0:01.19 /usr/sbin/mgd -N
1512 ?? I 0:00.05 /usr/sbin/inetd -N
1513 ?? S 0:00.10 /usr/sbin/tnp.sntpd -N
1517 ?? S 0:00.11 /usr/sbin/smartd -N
1525 ?? S 0:01.10 /usr/sbin/idpd -N
1526 ?? S 0:01.43 /usr/sbin/license-check -U -M -p 10 -i 10
1527 ?? I 0:00.01 /usr/libexec/getty Pc ttyv0
1616 ?? DL 0:00.30 [peer proxy]
1617 ?? DL 0:00.32 [peer proxy]
1618 ?? DL 0:00.34 [peer proxy]
1619 ?? DL 0:00.30 [peer proxy]
2391 ?? Is 0:00.01 telnetd
7331 ?? Ss 0:00.03 telnetd
9538 ?? DL 0:01.16 [jsr_kkcm]
9613 ?? DL 0:00.18 [peer proxy]
23781 ?? Ss 0:00.01 telnetd
23926 ?? Ss 0:00.01 mgd: (mgd) (regress)/dev/tty2 (mgd)
36867 ?? S 0:03.14 /usr/sbin/rpd -N
36874 ?? S 0:00.08 /usr/sbin/lmpd
36876 ?? S 0:00.17 /usr/sbin/lacpd -N
36877 ?? S 0:00.15 /usr/sbin/bfdd -N
36878 ?? S 0:05.05 /usr/sbin/ppmd -N
36907 ?? S 0:25.07 /usr/sbin/chassisd -N
37775 ?? S 0:00.01 /usr/sbin/bdbrepd -N
45727 ?? S 0:00.02 /usr/sbin/xntpd -j -N -g (ntpd)
45729 ?? S 0:00.38 /usr/sbin/l2ald -N
45730 ?? S< 0:00.12 /usr/sbin/aptd -N
45731 ?? SN 0:00.10 /usr/sbin/sampled -N
45732 ?? S 0:00.03 /usr/sbin/ilmid -N
45733 ?? S 0:00.09 /usr/sbin/rmopd -N

```

```

45734 ?? S      0:00.30 /usr/sbin/cosd
45735 ?? I      0:00.00 /usr/sbin/rtspd -N
45736 ?? S      0:00.06 /usr/sbin/fsad -N
45737 ?? S      0:00.05 /usr/sbin/rdd -N
45738 ?? S      0:00.10 /usr/sbin/pppd -N
45739 ?? S      0:00.05 /usr/sbin/dfcd -N
45740 ?? S      0:00.07 /usr/sbin/lfmd -N
45741 ?? S      0:00.01 /usr/sbin/mplsoamd -N
45742 ?? I      0:00.01 /usr/sbin/sendd -N
45743 ?? S      0:00.08 /usr/sbin/appidd -N
45744 ?? S      0:00.05 /usr/sbin/mspd -N
45745 ?? S      0:00.25 /usr/sbin/jdiameterd -N
45746 ?? S      0:00.10 /usr/sbin/pfed -N
45747 ?? S      0:00.19 /usr/sbin/lpdfd -N
45748 ?? S      0:00.63 /sbin/dcd -N
45750 ?? S      0:00.45 /usr/sbin/mib2d -N
45751 ?? S      0:00.15 /usr/sbin/dfwd -N
45752 ?? S      0:00.15 /usr/sbin/irsd -N
45764 ?? S      0:20.59 /usr/sbin/snmpd -N
56479 ?? Ss     0:00.00 mgd: (mgd) (root) (mgd)
56480 ?? R      0:00.00 /bin/ps -ax
1142 d0- I      0:00.01 /usr/sbin/usbd -N
1160 d0- S      0:29.17 /usr/sbin/eventd -N -r -s -A
6527 d0 Is+    0:00.00 /usr/libexec/getty std.9600 ttyd0
2392 p1 Is      0:00.00 login [pam] (login)
2393 p1 I       0:00.00 -csh (csh)
2394 p1 I       0:00.00 su -
2395 p1 I+      0:00.01 -su (csh)
23782 p2 Is      0:00.00 login [pam] (login)
23881 p2 I       0:00.00 -csh (csh)
23925 p2 S+     0:00.03 cli
7332 p3 Is      0:00.00 login [pam] (login)
7333 p3 I       0:00.00 -csh (csh)
23780 p3 S+     0:00.02 telnet aj

```

lcc0-re0:

```

-----
PID TT  STAT    TIME COMMAND
  0 ??  WLS     0:00.00 [swapper]
  1 ??  ILs     0:00.16 /packages/mnt/jbase/sbin/init --
  2 ??  DL      0:00.01 [g_event]
  3 ??  DL      0:00.16 [g_up]
  4 ??  DL      0:00.11 [g_down]
  5 ??  DL      0:00.00 [thread taskq]
  6 ??  DL      0:00.00 [kqueue taskq]
  7 ??  DL      0:00.00 [pagedaemon]
  8 ??  DL      0:00.00 [vmdaemon]
  9 ??  DL      0:01.77 [pagezero]
 10 ??  DL      0:00.00 [ktrace]
 11 ??  RL     17:22.31 [idle]
 12 ??  WL      0:00.32 [swi2: net]
 13 ??  WL      0:01.21 [swi7: clock sio]
 14 ??  WL      0:00.00 [swi6: vm]
 15 ??  DL      0:00.10 [yarrow]
 16 ??  WL      0:00.00 [swi9: +]
 17 ??  WL      0:00.00 [swi8: +]
 18 ??  WL      0:00.00 [swi5: cambio]
 19 ??  WL      0:00.00 [swi9: task queue]
 20 ??  WL      0:02.73 [irq10: bcm0 uhci1*]
 21 ??  WL      0:00.02 [irq11: cb0 uhci0+*]
 22 ??  DL      0:00.00 [usb0]

```

```

23 ?? DL 0:00.00 [usbtask]
24 ?? DL 0:00.00 [usb1]
25 ?? DL 0:00.05 [usb2]
26 ?? DL 0:00.00 [usb3]
27 ?? DL 0:00.00 [usb4]
28 ?? DL 0:00.00 [usb5]
29 ?? DL 0:00.04 [usb6]
30 ?? DL 0:00.00 [usb7]
31 ?? WL 0:00.00 [irq14: ata0]
32 ?? WL 0:00.00 [irq15: ata1]
33 ?? WL 0:00.00 [irq1: atkbd0]
34 ?? WL 0:00.00 [swi0: sio]
35 ?? WL 0:00.00 [swi3: ip6opt ipopt]
36 ?? WL 0:00.00 [swi4: ip6mismatch+]
37 ?? WL 0:00.00 [swi1: ipfwd]
38 ?? DL 0:00.00 [bufdaemon]
39 ?? DL 0:00.00 [vn1ru]
40 ?? DL 0:00.01 [syncer]
41 ?? DL 0:00.00 [softdepflush]
42 ?? DL 0:00.00 [netdaemon]
43 ?? DL 0:00.00 [vmuncachedaemon]
44 ?? DL 0:00.00 [if_pic_listen]
45 ?? DL 0:00.02 [vmkmemdaemon]
46 ?? DL 0:00.01 [cb_poll]
47 ?? DL 0:00.00 [if_pfe_listen]
48 ?? DL 0:00.00 [scs_housekeeping]
49 ?? IL 0:00.00 [kern_dump_proc]
50 ?? IL 0:00.00 [nfsiod 0]
51 ?? IL 0:00.00 [nfsiod 1]
52 ?? IL 0:00.00 [nfsiod 2]
53 ?? IL 0:00.00 [nfsiod 3]
54 ?? DL 0:00.01 [schedcpu]
55 ?? DL 0:00.73 [md0]
77 ?? DL 0:03.54 [md1]
98 ?? DL 0:00.37 [md2]
116 ?? DL 0:00.02 [md3]
137 ?? DL 0:00.56 [md4]
158 ?? DL 0:00.15 [md5]
179 ?? DL 0:00.00 [md6]
215 ?? DL 0:00.03 [md7]
225 ?? DL 0:00.03 [md8]
1078 ?? DL 0:00.00 [jsr_kkcm]
1363 ?? SL 0:00.09 [bcmTX]
1364 ?? SL 0:00.10 [bcmXGS3AsyncTX]
1365 ?? SL 0:03.08 [bcmLINK.0]
1370 ?? Is 0:00.00 /usr/sbin/cron
1522 ?? S 0:00.00 /sbin/watchdog -t-1
1523 ?? S 0:00.05 /usr/libexec/bslockd -mp -N
1524 ?? I 0:00.01 /usr/sbin/tnetd -N
1526 ?? S 0:04.98 /usr/sbin/chassisd -N
1527 ?? S 0:00.04 /usr/sbin/alarmd -N
1528 ?? I 0:00.40 /usr/sbin/craftd -N
1529 ?? S 0:00.08 /usr/sbin/mgd -N
1532 ?? I 0:00.04 /usr/sbin/inetd -N
1533 ?? I 0:00.00 /usr/sbin/tnp.sntpd -N
1534 ?? I 0:00.00 /usr/sbin/tnp.sntpc -N
1536 ?? S 0:00.01 /usr/sbin/smartd -N
1540 ?? I 0:00.07 /usr/sbin/jcsd -N
1541 ?? S 0:00.11 /usr/sbin/idpd -N
1542 ?? I 0:00.00 /usr/libexec/getty Pc ttyv0
2089 ?? DL 0:00.01 [peer proxy]

```

```

2090 ?? DL 0:00.01 [peer proxy]
2091 ?? DL 0:00.01 [peer proxy]
2657 ?? S 0:00.02 /usr/sbin/dfwd -N
2658 ?? S 0:00.02 /sbin/dcd -N
2659 ?? S 0:00.05 /usr/sbin/snmpd -N
2660 ?? S 0:00.01 /usr/sbin/mib2d -N
2661 ?? S 0:00.01 /usr/sbin/pfed -N
2662 ?? S 0:00.01 /usr/sbin/irsd -N
2667 ?? S 0:00.13 /usr/sbin/ksyncd -N
2690 ?? Ss 0:00.00 mgd: (mgd) (root) (mgd)
2691 ?? R 0:00.00 /bin/ps -ax
1164 d0- S 0:00.00 /usr/sbin/usbd -N
1182 d0- S 0:00.34 /usr/sbin/eventd -N -r -s -A
1543 d0 Is+ 0:00.00 /usr/libexec/getty std.9600 ttyd0

```

```
lcc1-re0:
```

```

-----
PID TT STAT TIME COMMAND
  0 ?? Wls 0:00.00 [swapper]
  1 ?? ILs 0:00.17 /packages/mnt/jbase/sbin/init --
  2 ?? DL 0:00.01 [g_event]
  3 ?? DL 0:00.16 [g_up]
  4 ?? DL 0:00.11 [g_down]
  5 ?? DL 0:00.00 [thread taskq]
  6 ?? DL 0:00.00 [kqueue taskq]
  7 ?? DL 0:00.00 [pagedaemon]
  8 ?? DL 0:00.00 [vmdaemon]
  9 ?? DL 0:01.77 [pagezero]
 10 ?? DL 0:00.00 [ktrace]
 11 ?? RL 17:22.83 [idle]
 12 ?? WL 0:00.35 [swi2: net]
 13 ?? WL 0:01.20 [swi7: clock sio]
 14 ?? WL 0:00.00 [swi6: vm]
 15 ?? DL 0:00.10 [yarrow]
 16 ?? WL 0:00.00 [swi9: +]
 17 ?? WL 0:00.00 [swi8: +]
 18 ?? WL 0:00.00 [swi5: cambio]
 19 ?? WL 0:00.00 [swi9: task queue]
 20 ?? WL 0:02.87 [irq10: bcm0 uhci1*]
 21 ?? WL 0:00.02 [irq11: cb0 uhci0+*]
 22 ?? DL 0:00.00 [usb0]
 23 ?? DL 0:00.00 [usbtask]
 24 ?? DL 0:00.00 [usb1]
 25 ?? DL 0:00.05 [usb2]
 26 ?? DL 0:00.00 [usb3]
 27 ?? DL 0:00.00 [usb4]
 28 ?? DL 0:00.00 [usb5]
 29 ?? DL 0:00.04 [usb6]
 30 ?? DL 0:00.00 [usb7]
 31 ?? WL 0:00.00 [irq14: ata0]
 32 ?? WL 0:00.00 [irq15: ata1]
 33 ?? WL 0:00.00 [irq1: atkbd0]
 34 ?? WL 0:00.00 [swi0: sio]
 35 ?? WL 0:00.00 [swi3: ip6opt ipopt]
 36 ?? WL 0:00.00 [swi4: ip6mismatch+]
 37 ?? WL 0:00.00 [swi1: ipfwd]
 38 ?? DL 0:00.00 [bufdaemon]
 39 ?? DL 0:00.00 [vn1ru]
 40 ?? DL 0:00.01 [syncer]
 41 ?? DL 0:00.00 [softdepflush]
 42 ?? DL 0:00.00 [netdaemon]

```

```

43 ?? DL 0:00.00 [vmuncachedaemon]
44 ?? DL 0:00.00 [if_pic_listen]
45 ?? DL 0:00.02 [vmkmemdaemon]
46 ?? DL 0:00.01 [cb_poll]
47 ?? DL 0:00.00 [if_pfe_listen]
48 ?? DL 0:00.00 [scs_housekeeping]
49 ?? IL 0:00.00 [kern_dump_proc]
50 ?? IL 0:00.00 [nfsiod 0]
51 ?? IL 0:00.00 [nfsiod 1]
52 ?? IL 0:00.00 [nfsiod 2]
53 ?? IL 0:00.00 [nfsiod 3]
54 ?? DL 0:00.02 [schedcpu]
55 ?? DL 0:00.75 [md0]
77 ?? DL 0:03.40 [md1]
98 ?? DL 0:00.37 [md2]
116 ?? DL 0:00.02 [md3]
137 ?? DL 0:00.56 [md4]
158 ?? DL 0:00.15 [md5]
179 ?? DL 0:00.00 [md6]
215 ?? DL 0:00.03 [md7]
225 ?? DL 0:00.03 [md8]
1052 ?? DL 0:00.00 [jsr_kkcm]
1337 ?? SL 0:00.09 [bcmTX]
1338 ?? SL 0:00.10 [bcmXGS3AsyncTX]
1339 ?? SL 0:03.10 [bcmLINK.0]
1344 ?? Is 0:00.00 /usr/sbin/cron
1496 ?? S 0:00.00 /sbin/watchdog -t-1
1497 ?? S 0:00.05 /usr/libexec/bslockd -mp -N
1498 ?? I 0:00.01 /usr/sbin/tnetd -N
1500 ?? S 0:04.97 /usr/sbin/chassisd -N
1501 ?? S 0:00.04 /usr/sbin/alarmd -N
1502 ?? I 0:00.40 /usr/sbin/craftd -N
1503 ?? S 0:00.08 /usr/sbin/mgd -N
1506 ?? I 0:00.04 /usr/sbin/inetd -N
1507 ?? I 0:00.00 /usr/sbin/tnp.sntpd -N
1508 ?? I 0:00.00 /usr/sbin/tnp.sntpc -N
1510 ?? S 0:00.01 /usr/sbin/smartd -N
1514 ?? I 0:00.07 /usr/sbin/jcsd -N
1515 ?? S 0:00.18 /usr/sbin/idpd -N
1516 ?? I 0:00.00 /usr/libexec/getty Pc ttyv0
2068 ?? DL 0:00.01 [peer proxy]
2069 ?? DL 0:00.01 [peer proxy]
2070 ?? DL 0:00.01 [peer proxy]
2666 ?? S 0:00.02 /sbin/dcd -N
2667 ?? S 0:00.01 /usr/sbin/irsd -N
2668 ?? S 0:00.01 /usr/sbin/pfed -N
2669 ?? S 0:00.05 /usr/sbin/snmpd -N
2670 ?? S 0:00.01 /usr/sbin/mib2d -N
2671 ?? S 0:00.02 /usr/sbin/dfwd -N
2675 ?? S 0:00.13 /usr/sbin/ksyncd -N
2699 ?? Ss 0:00.00 mgd: (mgd) (root) (mgd)
2700 ?? R 0:00.00 /bin/ps -ax
1138 d0- S 0:00.00 /usr/sbin/usbd -N
1156 d0- S 0:00.37 /usr/sbin/eventd -N -r -s -A
1517 d0 Is+ 0:00.00 /usr/libexec/getty std.9600 ttyd0

```

```
lcc2-re0:
```

```

-----
PID TT STAT TIME COMMAND
0 ?? Wls 0:00.00 [swapper]
1 ?? ILs 0:00.18 /packages/mnt/jbase/sbin/init --

```

```

 2 ?? DL 0:00.01 [g_event]
 3 ?? DL 0:00.17 [g_up]
 4 ?? DL 0:00.12 [g_down]
 5 ?? DL 0:00.00 [thread taskq]
 6 ?? DL 0:00.00 [kqueue taskq]
 7 ?? DL 0:00.00 [pagedaemon]
 8 ?? DL 0:00.00 [vmdaemon]
 9 ?? DL 0:01.77 [pagezero]
10 ?? DL 0:00.00 [ktrace]
11 ?? RL 17:19.13 [idle]
12 ?? WL 0:00.36 [swi2: net]
13 ?? WL 0:01.20 [swi7: clock sio]
14 ?? WL 0:00.00 [swi6: vm]
15 ?? DL 0:00.13 [yarrow]
16 ?? WL 0:00.00 [swi9: +]
17 ?? WL 0:00.00 [swi8: +]
18 ?? WL 0:00.00 [swi5: cambio]
19 ?? WL 0:00.00 [swi9: task queue]
20 ?? WL 0:03.03 [irq10: bcm0 uhci1*]
21 ?? WL 0:00.02 [irq11: cb0 uhci0+*]
22 ?? DL 0:00.00 [usb0]
23 ?? DL 0:00.00 [usbtask]
24 ?? DL 0:00.00 [usb1]
25 ?? DL 0:00.05 [usb2]
26 ?? DL 0:00.00 [usb3]
27 ?? DL 0:00.00 [usb4]
28 ?? DL 0:00.00 [usb5]
29 ?? DL 0:00.04 [usb6]
30 ?? DL 0:00.00 [usb7]
31 ?? WL 0:00.00 [irq14: ata0]
32 ?? WL 0:00.00 [irq15: ata1]
33 ?? WL 0:00.00 [irq1: atkbd0]
34 ?? WL 0:00.00 [swi0: sio]
35 ?? WL 0:00.00 [swi3: ip6opt ipopt]
36 ?? WL 0:00.00 [swi4: ip6mismatch+]
37 ?? WL 0:00.00 [swi1: ipfwd]
38 ?? DL 0:00.00 [bufdaemon]
39 ?? DL 0:00.00 [vn1ru]
40 ?? DL 0:00.01 [syncer]
41 ?? DL 0:00.00 [softdepflush]
42 ?? DL 0:00.00 [netdaemon]
43 ?? DL 0:00.00 [vmuncachedaemon]
44 ?? DL 0:00.00 [if_pic_listen]
45 ?? DL 0:00.02 [vmkmemdaemon]
46 ?? DL 0:00.01 [cb_poll]
47 ?? DL 0:00.00 [if_pfe_listen]
48 ?? DL 0:00.00 [scs_housekeeping]
49 ?? IL 0:00.00 [kern_dump_proc]
50 ?? IL 0:00.00 [nfsiod 0]
51 ?? IL 0:00.00 [nfsiod 1]
52 ?? IL 0:00.00 [nfsiod 2]
53 ?? IL 0:00.00 [nfsiod 3]
54 ?? DL 0:00.02 [schedcpu]
55 ?? DL 0:00.75 [md0]
77 ?? DL 0:03.48 [md1]
98 ?? DL 0:00.59 [md2]
116 ?? DL 0:00.02 [md3]
137 ?? DL 0:00.56 [md4]
158 ?? DL 0:00.15 [md5]
179 ?? DL 0:00.00 [md6]
215 ?? DL 0:00.03 [md7]

```

```

225 ?? DL 0:00.03 [md8]
1052 ?? DL 0:00.00 [jsr_kkcm]
1337 ?? SL 0:00.09 [bcmTX]
1338 ?? SL 0:00.10 [bcmXGS3AsyncTX]
1339 ?? SL 0:03.22 [bcmLINK.0]
1344 ?? Is 0:00.00 /usr/sbin/cron
1496 ?? S 0:00.00 /sbin/watchdog -t-1
1497 ?? S 0:00.05 /usr/libexec/bslockd -mp -N
1498 ?? S 0:00.01 /usr/sbin/tnetd -N
1500 ?? R 0:05.17 /usr/sbin/chassisd -N
1501 ?? S 0:00.04 /usr/sbin/alarmd -N
1502 ?? I 0:00.39 /usr/sbin/craftd -N
1503 ?? S 0:00.08 /usr/sbin/mgd -N
1506 ?? I 0:00.05 /usr/sbin/inetd -N
1507 ?? I 0:00.00 /usr/sbin/tnp.sntpd -N
1508 ?? I 0:00.00 /usr/sbin/tnp.sntpc -N
1510 ?? S 0:00.01 /usr/sbin/smartd -N
1514 ?? I 0:00.07 /usr/sbin/jcsd -N
1515 ?? S 0:00.17 /usr/sbin/idpd -N
1516 ?? I 0:00.00 /usr/libexec/getty Pc ttyv0
2591 ?? DL 0:00.01 [peer proxy]
2592 ?? DL 0:00.01 [peer proxy]
2593 ?? DL 0:00.01 [peer proxy]
2597 ?? DL 0:00.00 [peer proxy]
3192 ?? S 0:00.01 /usr/sbin/irsd -N
3193 ?? S 0:00.05 /usr/sbin/snmpd -N
3194 ?? S 0:00.02 /sbin/dcd -N
3195 ?? S 0:00.01 /usr/sbin/pfed -N
3196 ?? S 0:00.01 /usr/sbin/mib2d -N
3197 ?? S 0:00.02 /usr/sbin/dfwd -N
3198 ?? S 0:00.13 /usr/sbin/ksyncd -N
3228 ?? Ss 0:00.00 mgd: (mgd) (root) (mgd)
3229 ?? R 0:00.00 /bin/ps -ax
1138 d0- S 0:00.00 /usr/sbin/usbd -N
1156 d0- S 0:00.42 /usr/sbin/eventd -N -r -s -A
1517 d0 Is+ 0:00.00 /usr/libexec/getty std.9600 ttyd0
...

```

#### show system processes sfc (TX Matrix Plus Router)

```

user@host> show system processes sfc 0
sfc0-re0:

```

```

-----
PID TT STAT TIME COMMAND
0 ?? WLS 0:00.00 [swapper]
1 ?? SLs 0:00.18 /packages/mnt/jbase/sbin/init --
2 ?? DL 0:00.20 [g_event]
3 ?? DL 0:00.39 [g_up]
4 ?? DL 0:00.32 [g_down]
5 ?? DL 0:00.00 [thread taskq]
6 ?? DL 0:00.09 [kqueue taskq]
7 ?? DL 0:00.01 [pagedaemon]
8 ?? DL 0:00.00 [vmdaemon]
9 ?? DL 0:06.63 [pagezero]
10 ?? DL 0:00.00 [ktrace]
11 ?? RL 312:09.00 [idle]
12 ?? WL 0:11.07 [swi2: net]
13 ?? WL 0:27.70 [swi7: clock sio]
14 ?? WL 0:00.00 [swi6: vm]
15 ?? DL 0:03.03 [yarrow]
16 ?? WL 0:00.00 [swi9: +]

```

```

17 ?? WL 0:00.00 [swi8: +]
18 ?? WL 0:00.00 [swi5: cambio]
19 ?? WL 0:00.00 [swi9: task queue]
20 ?? WL 0:11.46 [irq16: uhci0 uhci*]
21 ?? DL 0:00.00 [usb0]
22 ?? DL 0:00.00 [usbtask]
23 ?? WL 0:39.63 [irq17: uhci1 uhci*]
24 ?? DL 0:00.00 [usb1]
25 ?? WL 0:00.00 [irq18: uhci2 uhci*]
26 ?? DL 0:00.84 [usb2]
27 ?? DL 0:00.00 [usb3]
28 ?? DL 0:00.00 [usb4]
29 ?? DL 0:00.00 [usb5]
30 ?? DL 0:00.73 [usb6]
31 ?? DL 0:00.00 [usb7]
32 ?? WL 0:00.00 [irq14: ata0]
33 ?? WL 0:00.00 [irq15: ata1]
34 ?? WL 0:00.00 [irq1: atkbd0]
35 ?? WL 0:00.00 [swi0: sio]
36 ?? WL 0:00.00 [irq11: isab0]
37 ?? WL 0:00.00 [swi3: ip6opt ipopt]
38 ?? WL 0:00.00 [swi4: ip6mismatch+]
39 ?? WL 0:00.00 [swi1: ipfwd]
40 ?? DL 0:00.02 [bufdaemon]
41 ?? DL 0:00.02 [vn1ru]
42 ?? DL 0:00.39 [syncer]
43 ?? DL 0:00.05 [softdepflush]
44 ?? DL 0:00.00 [netdaemon]
45 ?? DL 0:00.02 [vmuncachedaemon]
46 ?? DL 0:00.00 [if_pic_listen]
47 ?? DL 0:00.35 [vmkmemdaemon]
48 ?? DL 0:00.00 [cb_poll]
49 ?? DL 0:00.06 [if_pfe_listen]
50 ?? DL 0:00.00 [scs_housekeeping]
51 ?? IL 0:00.00 [kern_dump_proc]
52 ?? IL 0:00.00 [nfsiod 0]
53 ?? IL 0:00.00 [nfsiod 1]
54 ?? IL 0:00.00 [nfsiod 2]
55 ?? IL 0:00.00 [nfsiod 3]
56 ?? DL 0:00.37 [schedcpu]
57 ?? DL 0:00.56 [md0]
79 ?? DL 0:02.58 [md1]
100 ?? DL 0:00.03 [md2]
118 ?? DL 0:00.01 [md3]
139 ?? DL 0:00.95 [md4]
160 ?? DL 0:00.12 [md5]
181 ?? DL 0:00.00 [md6]
217 ?? DL 0:00.02 [md7]
227 ?? DL 0:00.05 [md8]
1341 ?? SL 0:01.35 [bcmTX]
1342 ?? SL 0:01.69 [bcmXGS3AsyncTX]
1343 ?? SL 0:41.57 [bcmLINK.0]
1345 ?? SL 0:33.97 [bcmLINK.1]
1350 ?? Is 0:00.01 /usr/sbin/cron
1502 ?? S 0:00.01 /sbin/watchdog -t-1
1503 ?? S 0:00.86 /usr/libexec/bslockd -mp -N
1504 ?? I 0:00.01 /usr/sbin/tnetd -N
1507 ?? S 0:01.32 /usr/sbin/alarmd -N
1508 ?? S 0:14.54 /usr/sbin/craftd -N
1509 ?? S 0:01.20 /usr/sbin/mgd -N
1512 ?? S 0:00.05 /usr/sbin/inetd -N

```

```

1513 ?? S      0:00.10 /usr/sbin/tnp.sntpd -N
1517 ?? S      0:00.11 /usr/sbin/smartd -N
1525 ?? S      0:01.11 /usr/sbin/idpd -N
1526 ?? S      0:01.43 /usr/sbin/license-check -U -M -p 10 -i 10
1527 ?? I      0:00.01 /usr/libexec/getty Pc ttyv0
1616 ?? DL     0:00.30 [peer proxy]
1617 ?? DL     0:00.32 [peer proxy]
1618 ?? DL     0:00.34 [peer proxy]
1619 ?? DL     0:00.30 [peer proxy]
2391 ?? Is     0:00.01 telnetd
7331 ?? Ss     0:00.03 telnetd
9538 ?? DL     0:01.16 [jsr_kkcm]
9613 ?? DL     0:00.18 [peer proxy]
23781 ?? Ss    0:00.01 telnetd
23926 ?? Ss    0:00.03 mgd: (mgd) (regress)/dev/tty2 (mgd)
36867 ?? S      0:03.14 /usr/sbin/rpd -N
36874 ?? S      0:00.08 /usr/sbin/lmpd
36876 ?? S      0:00.17 /usr/sbin/lacpd -N
36877 ?? S      0:00.15 /usr/sbin/bfdd -N
36878 ?? S      0:05.05 /usr/sbin/ppmd -N
36907 ?? S      0:26.63 /usr/sbin/chassisd -N
37775 ?? S      0:00.01 /usr/sbin/bdbrepd -N
45727 ?? S      0:00.02 /usr/sbin/xntpd -j -N -g (ntpd)
45729 ?? S      0:00.40 /usr/sbin/l2ald -N
45730 ?? S<    0:00.13 /usr/sbin/apsd -N
45731 ?? SN     0:00.10 /usr/sbin/sampled -N
45732 ?? S      0:00.03 /usr/sbin/ilmid -N
45733 ?? S      0:00.09 /usr/sbin/rmopd -N
45734 ?? S      0:00.31 /usr/sbin/cosd
45735 ?? I      0:00.00 /usr/sbin/rtspd -N
45736 ?? S      0:00.06 /usr/sbin/fsad -N
45737 ?? S      0:00.05 /usr/sbin/rdd -N
45738 ?? S      0:00.10 /usr/sbin/pppd -N
45739 ?? S      0:00.05 /usr/sbin/dfcd -N
45740 ?? S      0:00.08 /usr/sbin/lfmd -N
45741 ?? S      0:00.01 /usr/sbin/mplsoamd -N
45742 ?? I      0:00.01 /usr/sbin/sendd -N
45743 ?? S      0:00.08 /usr/sbin/appidd -N
45744 ?? S      0:00.05 /usr/sbin/mspd -N
45745 ?? S      0:00.27 /usr/sbin/jdiameterd -N
45746 ?? S      0:00.10 /usr/sbin/pfed -N
45747 ?? S      0:00.19 /usr/sbin/lpdfd -N
45748 ?? S      0:00.64 /sbin/dcd -N
45750 ?? S      0:00.46 /usr/sbin/mib2d -N
45751 ?? S      0:00.16 /usr/sbin/dfwd -N
45752 ?? S      0:00.15 /usr/sbin/irsd -N
45764 ?? S      0:20.60 /usr/sbin/snmpd -N
56481 ?? Ss    0:00.02 telnetd
56548 ?? Rs    0:00.19 mgd: (mgd) (regress)/dev/tty0 (mgd)
56577 ?? Ss    0:00.00 mgd: (mgd) (root) (mgd)
56578 ?? R      0:00.00 /bin/ps -ax
1142 d0- S      0:00.01 /usr/sbin/usbd -N
1160 d0- S      0:29.71 /usr/sbin/eventd -N -r -s -A
6527 d0 Is+    0:00.00 /usr/libexec/getty std.9600 ttyd0
56482 p0 Is     0:00.00 login [pam] (login)
56483 p0 S       0:00.01 -csh (csh)
56547 p0 S+     0:00.02 cli
2392 p1 Is     0:00.00 login [pam] (login)
2393 p1 I       0:00.00 -csh (csh)
2394 p1 I       0:00.00 su -
2395 p1 I+     0:00.01 -su (csh)

```

```

23782 p2 Is 0:00.00 login [pam] (login)
23881 p2 I 0:00.00 -csh (csh)
23925 p2 S+ 0:00.03 cli
7332 p3 Is 0:00.00 login [pam] (login)
7333 p3 I 0:00.00 -csh (csh)
23780 p3 S+ 0:00.02 telnet aj

```

### show system processes lcc wide (TX Matrix Plus Routing Matrix)

```

user@host> show system processes lcc 2 wide
lcc2-re0:

```

PID	TT	STAT	TIME	PROVIDER	COMMAND
0	??	WLs	0:00.00	(null)	[swapper]
1	??	ILs	0:00.19		/packages/mnt/jbase/sbin/init --
2	??	DL	0:00.02		[g_event]
3	??	DL	0:00.19		[g_up]
4	??	DL	0:00.13		[g_down]
5	??	DL	0:00.00		[thread taskq]
6	??	DL	0:00.00		[kqueue taskq]
7	??	DL	0:00.00		[pagedaemon]
8	??	DL	0:00.00		[vmdaemon]
9	??	DL	0:01.77		[pagezero]
10	??	DL	0:00.00		[ktrace]
11	??	RL	20:33.81		[idle]
12	??	WL	0:00.38		[swi2: net]
13	??	WL	0:01.43		[swi7: clock sio]
14	??	WL	0:00.00		[swi6: vm]
15	??	DL	0:00.14		[yarrow]
16	??	WL	0:00.00		[swi9: +]
17	??	WL	0:00.00		[swi8: +]
18	??	WL	0:00.00		[swi5: cambio]
19	??	WL	0:00.00		[swi9: task queue]
20	??	WL	0:03.18		[irq10: bcm0 uhci1*]
21	??	WL	0:00.03		[irq11: cb0 uhci0+*]
22	??	DL	0:00.00		[usb0]
23	??	DL	0:00.00		[usbtask]
24	??	DL	0:00.00		[usb1]
25	??	DL	0:00.06		[usb2]
26	??	DL	0:00.00		[usb3]
27	??	DL	0:00.00		[usb4]
28	??	DL	0:00.00		[usb5]
29	??	DL	0:00.05		[usb6]
30	??	DL	0:00.00		[usb7]
31	??	WL	0:00.00		[irq14: ata0]
32	??	WL	0:00.00		[irq15: ata1]
33	??	WL	0:00.00		[irq1: atkbd0]
34	??	WL	0:00.00		[swi0: sio]
35	??	WL	0:00.00		[swi3: ip6opt ipopt]
36	??	WL	0:00.00		[swi4: ip6mismatch+]
37	??	WL	0:00.00		[swi1: ipfwd]
38	??	DL	0:00.00		[bufdaemon]
39	??	DL	0:00.00		[vn1ru]
40	??	DL	0:00.02		[syncer]
41	??	DL	0:00.01		[softdepflush]
42	??	DL	0:00.00		[netdaemon]
43	??	DL	0:00.00		[vmuncachedaemon]
44	??	DL	0:00.00		[if_pic_listen]
45	??	DL	0:00.03		[vmkmemdaemon]
46	??	DL	0:00.01		[cb_poll]
47	??	DL	0:00.00		[if_pfe_listen]

```

48 ?? DL 0:00.00 [scs_housekeeping]
49 ?? IL 0:00.00 [kern_dump_proc]
50 ?? IL 0:00.00 [nfsiod 0]
51 ?? IL 0:00.00 [nfsiod 1]
52 ?? IL 0:00.00 [nfsiod 2]
53 ?? IL 0:00.00 [nfsiod 3]
54 ?? DL 0:00.02 [schedcpu]
55 ?? DL 0:00.75 [md0]
77 ?? DL 0:03.84 [md1]
98 ?? DL 0:00.59 [md2]
116 ?? DL 0:00.02 [md3]
137 ?? DL 0:00.72 [md4]
158 ?? DL 0:00.15 [md5]
179 ?? DL 0:00.00 [md6]
215 ?? DL 0:00.03 [md7]
225 ?? DL 0:00.03 [md8]
1052 ?? DL 0:00.00 [jsr_kkcm]
1337 ?? SL 0:00.11 [bcmTX]
1338 ?? SL 0:00.12 [bcmXGS3AsyncTX]
1339 ?? SL 0:03.82 [bcmLINK.0]
1344 ?? Is 0:00.00 /usr/sbin/cron
1496 ?? I 0:00.00 /sbin/watchdog -t-1
1497 ?? S 0:00.06 /usr/libexec/bslockd -mp -N
1498 ?? I 0:00.01 /usr/sbin/tnetd -N
1500 ?? S 0:09.93 /usr/sbin/chassisd -N
1501 ?? S 0:00.05 /usr/sbin/alarmd -N
1502 ?? I 0:00.39 /usr/sbin/craftd -N
1503 ?? S 0:00.09 /usr/sbin/mgd -N
1506 ?? I 0:00.05 /usr/sbin/inetd -N
1507 ?? I 0:00.00 /usr/sbin/tnp.sntpd -N
1508 ?? I 0:00.00 /usr/sbin/tnp.sntpc -N
1510 ?? S 0:00.01 /usr/sbin/smartd -N
1514 ?? I 0:00.07 /usr/sbin/jcsd -N
1515 ?? S 0:00.17 /usr/sbin/idpd -N
1516 ?? I 0:00.00 /usr/libexec/getty Pc ttyv0
2591 ?? DL 0:00.01 [peer proxy]
2592 ?? DL 0:00.01 [peer proxy]
2593 ?? DL 0:00.01 [peer proxy]
2597 ?? DL 0:00.01 [peer proxy]
3192 ?? S 0:00.02 /usr/sbin/irsd -N
3193 ?? S 0:00.05 /usr/sbin/snmpd -N
3194 ?? S 0:00.04 /sbin/dcd -N
3195 ?? I 0:00.01 /usr/sbin/pfed -N
3196 ?? S 0:00.02 /usr/sbin/mib2d -N
3197 ?? I 0:00.03 /usr/sbin/dfwd -N
3198 ?? S 0:00.15 /usr/sbin/ksyncd -N
3559 ?? Ss 0:00.00 mgd: (mgd) (root) (mgd)
3560 ?? R 0:00.00 /bin/ps -ax -jppw
1138 d0- S 0:00.00 /usr/sbin/usbd -N
1156 d0- S 0:00.50 /usr/sbin/eventd -N -r -s -A
1517 d0 Is+ 0:00.00 /usr/libexec/getty std.9600 ttyd0

```

#### show system processes (QFX Series and OCX Series)

```

user@switch> show system processes
PID TT STAT TIME COMMAND
0 ?? Wls -2341043:-31.01 [swapper]
1 ?? SLs 0:01.34 /packages/mnt/jbase/sbin/init --
2 ?? DL 2:48.31 [g_event]
3 ?? DL 1:47.44 [g_up]
4 ?? DL 1:37.82 [g_down]

```

```

5 ?? DL      0:00.00 [kdm_tcp_poller]
6 ?? DL      0:00.00 [thread taskq]
7 ?? DL      0:04.86 [kqueue taskq]
9 ?? DL      0:03.94 [pagedaemon]
10 ?? DL     0:00.00 [ktrace]
11 ?? RL     0:00.00 [idle: cpu31]
12 ?? RL     0:00.00 [idle: cpu30]
13 ?? RL     0:00.00 [idle: cpu29]
14 ?? RL     0:00.00 [idle: cpu28]
15 ?? RL     0:00.00 [idle: cpu27]
16 ?? RL     0:00.00 [idle: cpu26]
17 ?? RL     0:00.00 [idle: cpu25]
18 ?? RL     0:00.00 [idle: cpu24]
19 ?? RL     0:00.00 [idle: cpu23]
20 ?? RL     0:00.00 [idle: cpu22]
21 ?? RL     0:00.00 [idle: cpu21]
22 ?? RL     0:00.00 [idle: cpu20]
23 ?? RL     0:00.00 [idle: cpu19]
24 ?? RL     0:00.00 [idle: cpu18]
25 ?? RL     0:00.00 [idle: cpu17]
26 ?? RL     0:00.00 [idle: cpu16]
27 ?? RL     0:00.00 [idle: cpu15]
28 ?? RL     0:00.00 [idle: cpu14]
29 ?? RL     0:00.00 [idle: cpu13]
30 ?? RL     0:00.00 [idle: cpu12]
31 ?? RL     0:00.00 [idle: cpu11]
32 ?? RL     0:00.00 [idle: cpu10]
33 ?? RL     0:00.00 [idle: cpu9]
34 ?? RL     18184:07.25 [idle: cpu8]
35 ?? RL     0:00.00 [idle: cpu7]
36 ?? RL     17862:11.31 [idle: cpu6]
37 ?? RL     19343:45.16 [idle: cpu5]
38 ?? RL     5192:38.30 [idle: cpu4]
39 ?? RL     0:00.00 [idle: cpu3]
40 ?? RL     19278:02.24 [idle: cpu2]
41 ?? RL     19291:00.72 [idle: cpu1]
42 ?? RL     18910:31.21 [idle: cpu0]
43 ?? WL     19:03.74 [swi2: net]
44 ?? WL     261:43.82 [swi7: clock sio]
45 ?? WL     0:00.00 [swi6: vm]
46 ?? DL     2:18.57 [yarrow]
47 ?? WL     0:00.00 [swi9: +]
48 ?? WL     0:00.00 [swi8: +]
49 ?? WL     0:12.36 [swi5: cambio]
50 ?? WL     0:00.00 [swi9: task queue]
51 ?? WL     0:00.00 [swi0: sio]
52 ?? WL     0:32.40 [irq39: ehci0]
53 ?? DL     0:00.21 [usb0]
54 ?? DL     0:00.00 [usbtask]
55 ?? WL     0:00.00 [irq22: xlr_lbus0]
56 ?? WL     0:00.00 [irq38: xlr_lbus0]
57 ?? WL     0:00.00 [swi3: ip6opt ipopt]
58 ?? WL     0:00.00 [swi4: ip6mismatch+]
59 ?? WL     0:00.00 [swi1: ipfwd]
60 ?? DL     0:18.65 [pagezero]
61 ?? DL     0:18.59 [bufdaemon]
62 ?? DL     1:10.44 [vnlr_u_mem]
63 ?? DL     1:51.66 [syncer]
64 ?? DL     0:20.22 [vnlr_u]
65 ?? DL     0:40.48 [softdepflush]
66 ?? DL     0:00.00 [netdaemon]

```

```

67 ?? DL 20:47.67 [vmkmemdaemon]
68 ?? DL 0:00.00 [if_pfe_listen]
69 ?? SL 0:02.80 [kdm_checkkcore]
70 ?? SL 0:03.34 [kdm_savekcore]
71 ?? SL 0:04.31 [kdm_livekcore]
72 ?? SL 0:06.14 [kdm_logger]
73 ?? SL 0:04.31 [kdm_kdb]
74 ?? SL 0:00.02 [devrt_kernel_thread]
75 ?? DL 0:21.54 [vmuncachedaemon]
76 ?? DL 0:00.00 [if_pic_listen0]
77 ?? SL 0:00.00 [nfsiod 0]
78 ?? SL 0:00.00 [nfsiod 1]
79 ?? SL 0:00.00 [nfsiod 2]
80 ?? SL 0:00.00 [nfsiod 3]
81 ?? WL 5:59.98 [irq13: +]
82 ?? RL 105:06.81 [pkt_sender: cpu0]
83 ?? DL 0:03.62 [md0]
95 ?? DL 0:37.04 [md1]
115 ?? DL 0:06.01 [md2]
135 ?? DL 0:00.75 [md3]
155 ?? DL 0:21.17 [md4]
175 ?? DL 0:01.90 [md5]
195 ?? DL 0:06.26 [md6]
231 ?? DL 0:00.01 [md7]
755 ?? Ss 0:04.17 /usr/sbin/cron
847 ?? S 0:00.10 /usr/sbin/tnetd -N
849 ?? S 0:06.82 /usr/sbin/mgd -N
850 ?? S 0:00.32 /usr/sbin/inetd -N
852 ?? S 1:05.34 /usr/sbin/dhcpd -N
853 ?? S 0:00.18 /usr/sbin/inetd -p /var/run/inetd_4.pid -N -JU __juni
855 ?? L 1181:02.21 /usr/sbin/dc-pfe -N (pafxpc)
857 ?? S 17:55.86 /usr/sbin/vccpd -N
896 ?? S 93:43.45 /usr/sbin/chassism -N
953 ?? S 0:02.89 /sbin/watchdog -t-1
954 ?? S 3:34.00 /sbin/dcd -N
955 ?? S 10:30.13 /usr/sbin/chassisd -N
956 ?? DL 0:00.21 [peer proxy]
957 ?? S 4:07.43 /usr/sbin/alarmd -N
958 ?? S 0:31.69 /usr/sbin/craftd -N
959 ?? S 0:55.16 /usr/sbin/mib2d -N
960 ?? S 3:40.64 /usr/sbin/rpd -N
961 ?? S 0:00.03 /usr/sbin/tnp.snmpd -N
962 ?? S 0:51.94 /usr/sbin/pfed -N
963 ?? S 0:47.31 /usr/sbin/rmopd -N
964 ?? S 0:33.65 /usr/sbin/cosd
965 ?? S 1:48.41 /usr/sbin/ppmd -N
966 ?? S 0:07.18 /usr/sbin/dfwd -N
967 ?? S 1:02.56 /usr/sbin/bfdd -N
968 ?? S 0:00.63 /usr/sbin/rdd -N
969 ?? S 0:40.61 /usr/sbin/dfcd -N
971 ?? S 0:07.81 /usr/sbin/bdbrepd -N
972 ?? S 0:00.28 /usr/sbin/sendd -N
973 ?? S 1:37.69 /usr/sbin/xntpd -j -N -g -JU __juniper_private4__ (nt
974 ?? S 5:56.28 /usr/sbin/snmpd -N -JU __juniper_private4__
975 ?? S 16:46.82 /usr/sbin/jdiameterd -N
976 ?? S 2:34.13 /usr/sbin/eswd -N
977 ?? S 1:03.05 /usr/sbin/sflowd -N
978 ?? S 0:22.30 /usr/sbin/fcd -N
979 ?? S 1:07.01 /usr/sbin/vccpdf -N
982 ?? S 0:25.25 /usr/sbin/mcsnoopd -N
983 ?? S 3:45.68 /usr/sbin/rpdf -N

```

```
1043 ?? S      0:37.87 /usr/sbin/lacpd -N
1048 ?? DL     0:01.29 [peer proxy]
1111 ?? WL     0:00.00 [swi2: FMNITHRD+]
1112 ?? DL     0:00.03 [peer proxy]
12816 ?? S     15:35.32 /usr/sbin/sfid -N
30893 ?? Ss    0:00.65 sshd: tlewis@tty0 (sshd)
30897 ?? Ss    0:00.15 mgd: (mgd) (tlewis)/dev/tty0 (mgd)
30905 ?? Ss    0:00.64 sshd: tlewis@tty1 (sshd)
30909 ?? Ss    0:00.15 mgd: (mgd) (tlewis)/dev/tty1 (mgd)
30910 ?? Ss    0:01.26 sshd: tcheng@tty2 (sshd)
30914 ?? Ss    0:00.80 mgd: (mgd) (tcheng)/dev/tty2 (mgd)
30937 ?? R     0:00.03 /bin/ps -ax
    661 d0- S   0:21.24 /usr/sbin/eventd -N -r -s -A
    860 d0 Ss+  0:00.07 /usr/libexec/getty std.9600 ttyd0
30896 p0 Ss+  0:00.55 -cli (cli)
30908 p1 Ss+  0:00.50 -cli (cli)
30913 p2 Ss+  0:00.85 -cli (cli)
```

## show system statistics

---

<b>List of Syntax</b>	<a href="#">Syntax on page 428</a> <a href="#">Syntax (EX Series Switches) on page 428</a> <a href="#">Syntax (TX Matrix Router) on page 428</a> <a href="#">Syntax (TX Matrix Plus Router) on page 428</a> <a href="#">Syntax (MX Series Router) on page 428</a> <a href="#">Syntax (QFX Series) on page 428</a>
<b>Syntax</b>	show system statistics
<b>Syntax (EX Series Switches)</b>	show system statistics <all-members> <local> <member <i>member-id</i> >
<b>Syntax (TX Matrix Router)</b>	show system statistics <all-chassis   all-lcc   lcc <i>number</i>   scc>
<b>Syntax (TX Matrix Plus Router)</b>	show system statistics <all-chassis   all-lcc   lcc <i>number</i>   sfc <i>number</i> >
<b>Syntax (MX Series Router)</b>	show system statistics <all-members> <local> <member <i>member-id</i> >
<b>Syntax (QFX Series)</b>	show system statistics
<b>Release Information</b>	Command introduced before JUNOS Release 7.4. Command introduced in Junos OS Release 9.0 for EX Series switches. <b>sfc</b> option introduced for the TX Matrix Plus router in JUNOS Release 9.6. Command introduced in Junos OS Release 11.1 for the QFX Series. Command introduced in Junos OS Release 14.1X53-D20 for the OCX Series.
<b>Description</b>	Display system-wide protocol-related statistics.
<b>Options</b>	<b>none</b> —Display system statistics for all the following protocols: <ul style="list-style-type: none"><li>• <b>arp</b>—Address Resolution Protocol</li><li>• <b>bridge</b>—IEEE 802.1 Bridging</li><li>• <b>clns</b>—Connectionless Network Service</li><li>• <b>esis</b>—End System-to-Intermediate System</li><li>• <b>ethoamcfm</b>—Ethernet OAM protocol for connectivity fault management</li><li>• <b>ethoamlfm</b>—Ethernet OAM protocol for link fault management</li><li>• <b>icmp</b>—Internet Control Message Protocol</li><li>• <b>icmp6</b>—Internet Control Message Protocol version 6</li></ul>

- **igmp**—Internet Group Management Protocol
- **ip**—Internet Protocol version 4
- **ip6**—Internet Protocol version 6
- **jsr**—Juniper Socket Replication
- **mpls**—Multiprotocol Label Switching
- **rdp**—Reliable Datagram Protocol
- **tcp**—Transmission Control Protocol
- **tnp**—Trivial Network Protocol
- **ttp**—TNP Tunneling Protocol
- **tudp**—Trivial User Datagram Protocol
- **udp**—User Datagram Protocol
- **vpls**—Virtual Private LAN Service

**all-chassis**—(TX Matrix and TX Matrix Plus routers only) (Optional) Display system statistics for a protocol for all the routers in the chassis.

**all-lcc**—(TX Matrix and TX Matrix Plus routers only) (Optional) On a TX Matrix router, display system statistics for a protocol for all T640 routers (or line-card chassis) connected to the TX Matrix router. On a TX Matrix Plus router, display system statistics for a protocol for all routers (line-card chassis) connected to the TX Matrix Plus router

**all-members**—(EX4200 switches and MX Series routers only) (Optional) Display system statistics for a protocol for all members of the Virtual Chassis configuration.

**lcc number**—(TX Matrix and TX Matrix Plus routers only) (Optional) On a TX Matrix router, display system statistics for a protocol for a specific T640 router that is connected to the TX Matrix router. On a TX Matrix Plus router, display system statistics for a protocol for a specific router that is connected to the TX Matrix Plus router. Replace *number* with the following values depending on the LCC configuration:

- 0 through 3, when T640 routers are connected to a TX Matrix router in a routing matrix.
- 0 through 3, when T1600 routers are connected to a TX Matrix Plus router in a routing matrix.
- 0 through 7, when T1600 routers are connected to a TX Matrix Plus router with 3D SIBs in a routing matrix.
- 0, 2, 4, or 6, when T4000 routers are connected to a TX Matrix Plus router with 3D SIBs in a routing matrix.

**local**—(EX4200 switches and MX Series routers only) (Optional) Display system statistics for a protocol for the local Virtual Chassis member.

**member *member-id***—(EX4200 switches and MX Series routers only) (Optional) Display system statistics for a protocol for the specified member of the Virtual Chassis configuration. For EX4200 switches, replace ***member-id*** with a value from 0 through 9. For an MX Series Virtual Chassis, replace ***member-id*** with a value of 0 or 1.

**scc**—(TX Matrix routers only) (Optional) Display system statistics for a protocol for the TX Matrix router (or switch-card chassis).

**sfc *number***—(TX Matrix Plus routers only) (Optional) Display system statistics for a protocol for the TX Matrix Plus router (or switch-fabric chassis). Replace ***number*** with 0.

**Additional Information** By default, when you issue the **show system statistics** command on a TX Matrix or TX Matrix Plus master Routing Engine, the command is broadcast to all the T640 (in a routing matrix based on the TX Matrix router) or T1600 (in a routing matrix based on the TX Matrix Plus router) master Routing Engines connected to it. Likewise, if you issue the same command on the TX Matrix or TX Matrix Plus backup Routing Engine, the command is broadcast to all the T640 (in a routing matrix based on the TX Matrix router) or T1600 (in a routing matrix based on the TX Matrix Plus router) backup Routing Engines that are connected to it.

**Required Privilege Level**

view

**List of Sample Output**

[show system statistics on page 430](#)  
[show system statistics \(EX Series Switches\) on page 440](#)  
[show system statistics \(TX Matrix Router\) on page 449](#)  
[show system statistics \(QFX Series\) on page 455](#)

## Sample Output

**show system statistics**

```
user@host> show system statistics
ip:
    3682087 total packets received
    0 bad header checksums
    0 with size smaller than minimum
    0 with data size < data length
    0 with header length < data size
    0 with data length < header length
    0 with incorrect version number
    0 packets destined to dead next hop
    0 fragments received
    0 fragments dropped (dup or out of space)
    0 fragments dropped (queue overflow)
    0 fragments dropped after timeout
    0 fragments dropped due to over limit
    0 packets reassembled ok
    3664774 packets for this host
    17316 packets for unknown/unsupported protocol
    0 packets forwarded
    0 packets not forwardable
    0 redirects sent
    6528 packets sent from this host
```

```

0 packets sent with fabricated ip header
0 output packets dropped due to no bufs
0 output packets discarded due to no route
0 output datagrams fragmented
0 fragments created
0 datagrams that can't be fragmented
0 packets with bad options
1123 packets with options handled without error
0 strict source and record route options
0 loose source and record route options
0 record route options
0 timestamp options
0 timestamp and address options
0 timestamp and prespecified address options
0 option packets dropped due to rate limit
1123 router alert options
0 multicast packets dropped (no iflist)
0 packets dropped (src and int don't match)
icmp:
0 drops due to rate limit
0 calls to icmp_error
0 errors not generated because old message was icmp
Output histogram:
    echo reply: 75
0 messages with bad code fields
0 messages less than the minimum length
0 messages with bad checksum
0 messages with bad source address
0 messages with bad length
0 echo drops with broadcast or multicast destination address
0 timestamp drops with broadcast or multicast destination address
Input histogram:
    echo: 75
    router advertisement: 130
75 message responses generated
tcp:
3844 packets sent
    3618 data packets (1055596 bytes)
    0 data packets (0 bytes) retransmitted
    0 resends initiated by MTU discovery
    205 ack-only packets (148 packets delayed)
    0 URG only packets
    0 window probe packets
    0 window update packets
    1079 control packets
5815 packets received
    3377 acks (for 1055657 bytes)
    24 duplicate acks
    0 acks for unsent data
    2655 packets (15004 bytes) received in-sequence
    1 completely duplicate packet (0 bytes)
    0 old duplicate packets
    0 packets with some dup. data (0 bytes duped)
    0 out-of-order packets (0 bytes)
    0 packets (0 bytes) of data after window
    0 window probes
    7 window update packets
    0 packets received after close
    0 discarded for bad checksums
    0 discarded for bad header offset fields
    0 discarded because packet too short

```

```
1 connection request
32 connection accepts
0 bad connection attempts
0 listen queue overflows
33 connections established (including accepts)
30 connections closed (including 0 drops)
    27 connections updated cached RTT on close
    27 connections updated cached RTT variance on close
    0 connections updated cached ssthresh on close
0 embryonic connections dropped
3374 segments updated rtt (of 3220 attempts)
0 retransmit timeouts
    0 connections dropped by rexmit timeout
0 persist timeouts
    0 connections dropped by persist timeout
344 keepalive timeouts
    0 keepalive probes sent
    0 connections dropped by keepalive
1096 correct ACK header predictions
1314 correct data packet header predictions
32 syncache entries added
    0 retransmitted
    0 dupsyn
    0 dropped
    32 completed
    0 bucket overflow
    0 cache overflow
    0 reset
    0 stale
    0 aborted
    0 badack
    0 unreach
    0 zone failures
0 cookies sent
0 cookies received
0 ACKs sent in response to in-window but not exact RSTs
0 ACKs sent in response to in-window SYNs on established connections
0 rcv packets dropped by TCP due to bad address
0 out-of-sequence segment drops due to insufficient memory
1058 RST packets
0 ICMP packets ignored by TCP
0 send packets dropped by TCP due to auth errors
0 rcv packets dropped by TCP due to auth errors

udp:
3658884 datagrams received
0 with incomplete header
0 with bad data length field
0 with bad checksum
3657342 dropped due to no socket
3657342 broadcast/multicast datagrams dropped due to no socket
0 dropped due to full socket buffers
0 not for hashed pcb
4291311496 delivered
1551 datagrams output

ipsec:
0 inbound packets processed successfully
0 inbound packets violated process security policy
0 inbound packets with no SA available
0 invalid inbound packets
0 inbound packets failed due to insufficient memory
0 inbound packets failed getting SPI
```

```
0 inbound packets failed on AH replay check
0 inbound packets failed on ESP replay check
0 inbound AH packets considered authentic
0 inbound AH packets failed on authentication
0 inbound ESP packets considered authentic
0 inbound ESP packets failed on authentication
0 outbound packets processed successfully
0 outbound packets violated process security policy
0 outbound packets with no SA available
0 invalid outbound packets
0 outbound packets failed due to insufficient memory
0 outbound packets with no route

igmp:
17186 messages received
0 messages received with too few bytes
0 messages received with bad checksum
0 membership queries received
0 membership queries received with invalid field(s)
0 membership reports received
0 membership reports received with invalid field(s)
0 membership reports received for groups to which we belong
0 membership reports sent

arp:
44181302 datagrams received
2 ARP requests received
2028 ARP replies received
3156 resolution requests received
0 unrestricted proxy requests
0 received proxy requests
0 proxy requests not proxied
0 with bogus interface
787 with incorrect length
712 for non-IP protocol
0 with unsupported op code
0 with bad protocol address length
0 with bad hardware address length
0 with multicast source address
7611 with multicast target address
0 with my own hardware address
14241699 for an address not on the interface
0 with a broadcast source address
0 with source address duplicate to mine
29929250 which were not for me
0 packets discarded waiting for resolution
6 packets sent after waiting for resolution
17812 ARP requests sent
2 ARP replies sent
0 requests for memory denied
0 requests dropped on entry
0 requests dropped during retry

ip6:
0 total packets received
0 with size smaller than minimum
0 with data size < data length
0 with bad options
0 with incorrect version number
0 fragments received
0 fragments dropped (dup or out of space)
0 fragments dropped after timeout
0 fragments that exceeded limit
0 packets reassembled ok
```

```
0 packets for this host
0 packets forwarded
0 packets not forwardable
0 redirects sent
0 packets sent from this host
0 packets sent with fabricated ip header
0 output packets dropped due to no bufs, etc.
0 output packets discarded due to no route
0 output datagrams fragmented
0 fragments created
0 datagrams that can't be fragmented
0 packets that violated scope rules
0 multicast packets which we don't join
Mbuf statistics:
0 packets whose headers are not continuous
0 tunneling packets that can't find gif
0 packets discarded due to too many headers
0 failures of source address selection
0 forward cache hit
0 forward cache miss
0 packets destined to dead next hop
0 option packets dropped due to rate limit
0 packets dropped (src and int don't match)
0 packets dropped due to bad protocol

icmp6:
0 calls to icmp_error
0 errors not generated because old message was icmp error or so
0 errors not generated because rate limitation
0 messages with bad code fields
0 messages < minimum length
0 bad checksums
0 messages with bad length
Histogram of error messages to be generated:
    0 no route
    0 administratively prohibited
    0 beyond scope
    0 address unreachable
    0 port unreachable
    0 packet too big
    0 time exceed transit
    0 time exceed reassembly
    0 erroneous header field
    0 unrecognized next header
    0 unrecognized option
    0 redirect
    0 unknown
0 message responses generated
0 messages with too many ND options

ipsec6:
0 inbound packets processed successfully
0 inbound packets violated process security policy
0 inbound packets with no SA available
0 invalid inbound packets
0 inbound packets failed due to insufficient memory
0 inbound packets failed getting SPI
0 inbound packets failed on AH replay check
0 inbound packets failed on ESP replay check
0 inbound AH packets considered authentic
0 inbound AH packets failed on authentication
0 inbound ESP packets considered authentic
0 inbound ESP packets failed on authentication
```

```

0 outbound packets processed successfully
0 outbound packets violated process security policy
0 outbound packets with no SA available
0 invalid outbound packets
0 outbound packets failed due to insufficient memory
0 outbound packets with no route
c1nl:
0 total packets received
0 packets delivered
0 too small
0 bad header length
0 bad checksum
0 bad version
0 unknown or unsupported protocol
0 bogus sdl size
0 no free memory in socket buffer
0 send packets discarded
0 sbappend failure
0 mcopy failure
0 address fields were not reasonable
0 segment information forgotten
0 forwarded packets
0 total packets sent
0 output packets discarded
0 non-forwarded packets
0 packets fragmented
0 fragments sent
0 fragments discarded
0 fragments timed out
0 fragmentation prohibited
0 packets reconstructed
0 packets destined to dead nexthop
0 packets discarded due to no route
0 Error pdu rate drops
0 ER pdu generation failure
esis:
0 total pkts received
0 total packets consumed by protocol
0 pdus received with bad checksum
0 pdus received with bad version number
0 pdus received with bad type field
0 short pdus received
0 bogus sdl size
0 bad header length
0 unknown or unsupported protocol
0 no free memory in socket buffer
0 send packets discarded
0 sbappend failure
0 mcopy failure
0 ISO family not configured
tnp:
146776365 unicast packets received
0 broadcast packets received
0 fragmented packets received
0 hello packets dropped
0 fragments dropped
0 fragment reassembly queue flushes
0 hello packets received
0 control packets received
49681642 rdp packets received
337175 udp packets received

```

```
96757548 tunnel packets received
0 input packets discarded with no protocol
98397591 unicast packets sent
0 broadcast packets sent
0 fragmented packets sent
0 hello packets dropped
0 fragments dropped
0 hello packets sent
0 control packets sent
49681642 rdp packets sent
337175 udp packets sent
48378774 tunnel packets sent
0 packets sent with unknown protocol

rdp:
49681642 input packets
0 discards for bad checksum
0 discards bad sequence number
0 refused connections
2031964 acks received
0 dropped due to full socket buffers
49692 retransmits
49681642 output packets
24815968 acks sent
28 connects
0 closes
22783990 keepalives received
22783990 keepalives sent

tudp:
337175 datagrams received
0 with incomplete header
0 with bad data length field
0 with bad checksum
0 dropped due to no socket
0 broadcast/multicast datagrams dropped due to no socket
0 dropped due to full socket buffers
337175 delivered
337175 datagrams output

ttp:
398749 packets sent
0 packets sent while unconnected
0 packets sent while interface down
0 packets sent couldn't get buffer
0 packets sent couldn't find neighbor
44696687 L2 packets received
0 unknown L3 packets received
3682087 IPv4 L3 packets received
0 MPLS L3 packets received
0 MPLS->IPv4 L3 packets received
0 IPv4->MPLS L3 packets received
0 IPv6 L3 packets received
0 ARP L3 packets received
0 CLNP L3 packets received
0 TNP L3 packets received
0 NULL L3 packets received
0 cyclotron cycle L3 packets received
0 cyclotron send L3 packets received
0 packets received while unconnected
0 packets received from unknown ifl
0 input packets couldn't get buffer
0 input packets with bad type
0 input packets with discard type
```

```

0 Input packets with too many tlvs
0 Input packets with bad tlv header
70633 Input packets with bad tlv type
68877 Input packets dropped based on tlv result
0 input packets for which rt lookup is bypassed

mpls:
0 total mpls packets received
0 packets forwarded
0 packets dropped
0 with header too small
0 after tagging, can't fit link MTU
0 with IPv4 explicit NULL tag
0 with IPv4 explicit NULL cksum errors
0 with router alert tag
0 lsp ping packets (ttl-expired/router alert)
0 with ttl expired
0 with tag encoding error
0 packets discarded, no route

jsr:
  Handle-inf:o
    0 Handles in use
    0 Handles allocated so far
    0 Handles freed so far
    0 Handles in delayed free state
  IHA:
    0 IHA invalid subtype messages
    0 IHA invalid length messages
    0 IHA invalid version messages
    0 IHA too short messages
    0 IHA invalid dst handle messages
    0 IHA invalid src handle messages
    0 IHA unmatched src handle messages
    0 IHA invalid messages for primary
    0 IHA invalid messages for secondary
    0 IHA invalid messages for current state
    0 IHA messages sent for subtype init
    0 IHA messages rcvd for subytpe init
    0 IHA messages sent for subtype init
    0 IHA messages rcvd for subytpe init
    0 IHA messages sent for subtype init
    0 IHA messages rcvd for subytpe init
    0 IHA messages sent for subtype init
    0 IHA messages rcvd for subytpe init
    0 IHA messages sent for subtype init
    0 IHA messages rcvd for subytpe init
    0 IHA message timeouts
    0 IHA socket unreplicate messages
  SDRL:
    0 SDRL socket teardowns
    0 SDRL socket teardown failures
    0 SDRL socket unreplicates
    0 SDRL socket unreplicate failures
    0 SDRL external timeouts
    0 SDRL internal timeouts
    0 SDRL ipc messages sent
    0 SDRL ipc send failures
    0 SDRL ipc messages rcvd
    0 SDRL ipc messages rcvd
    0 SDRL primary replication messages sent
    0 SDRL primary replication message send failures
    0 SDRL primary ack messages received

```

```
0 SDRL primary ack message receive failures
0 SDRL primary sock replication inits
0 SDRL primary sock replication init failures
0 SDRL primary throttle remove messages
0 SDRL primary throttle remove failures
0 SDRL primary init handshake messages
0 SDRL primary init handshake failures
0 SDRL secondary replication messages received
0 SDRL secondary replication message receive failures
0 SDRL secondary replication acks sent
0 SDRL secondary replication ack send failures
0 SDRL secondary sock splits
0 SDRL secondary sock split failures
0 SDRL secondary sock merges
0 SDRL secondary sock merge failures
0 SDRL secondary sockets closed
0 SDRL secondary rcv snoop fd close failures
0 SDRL secondary snd snoop fd close failures
0 SDRL secondary init handshake messages
0 SDRL secondary init handshake failures
PRL:
0 PRL packets enqueued
0 PRL packets failed to enqueue
0 PRL packets dequeued
0 PRL packets failed to dequeue
0 PRL queue entry allocations
0 PRL queue entry frees
0 calls to layer 4 input handlers
0 failed calls to layer 4 input handlers
0 PRL queue drains
0 PRL replication timeouts
0 PRL replication messages sent
0 PRL replication message send failures
0 PRL acknowledgment messages sent
0 PRL acknowledgement message send failures
0 PRL replication messages received
0 PRL replication message receive failures
0 PRL acknowledgement messages received
0 PRL acknowledgement receive failures
0 PRL messages with bad IPC type
0 PRL messages with no handler
2 PRL global state initializations
1 PRL global state cleanups
0 PRL per-socket state creations
0 PRL per-socket state creation failures
0 PRL per-socket state cleanups
0 PRL socket closes
0 PRL socket merges
0 PRL socket unreplicates
0 PRL primary socket replication initializations
0 PRL secondary socket replication initializations
0 PRL primary socket replication activations
0 PRL secondary socket replication activations
0 packets received from peers
0 PRL packets receive operations from peer failed
0 PRL buffer pullup failures
0 new pkts dropped on secondary socket
PSRM:
0 PSRM replication timeouts
0 PSRM replication messages sent
0 PSRM replication message send failures
```

```

0 PSRM acknowledgment messages sent
0 PSRM acknowledgement message send failures
0 PSRM flow control messages sent
0 PSRM flow control message send failures
0 PSRM replication messages received
0 PSRM replication message receive failures
0 PSRM acknowledgment messages received
0 PSRM acknowledgment message receive failures
0 PSRM flow control messages received
0 PSRM flow control message receive failures
0 SRM messages with bad IPC type
0 PSRM messages with no handler
2 PSRM global state initializations
1 PSRM global state cleanups
0 PSRM per-socket state creations
0 PSRM per-socket state creation failures
0 PSRM per-socket state cleanups
0 PSRM socket closes
0 PSRM socket merges
0 PSRM socket unreplicates
0 PSRM primary socket replication initializations
0 psrm-secondary-socket-replication-initializations
0 PSRM primary socket replication activations
0 secondary socket replication activations
0 PSRM tcpcb updates
0 PSRM buffer pullup failures
73 PSRM tcp timestamp msg rcv counters
0 PSRM tcp timestamp msg rcv failures
0 PSRM tcp timestamp msg send counters
0 PSRM tcp timestamp msg send failures

```

TCP:

```
0 TCP out-of-order packets on JSR sockets
```

vpls:

```

0 total packets received
0 with size smaller than minimum
0 with incorrect version number
0 packets for this host
0 packets with no logical interface
0 packets with no family
0 packets with no route table
0 packets with no auxiliary table
0 packets with no corefacing entry
0 packets with no CE-facing entry
0 mac route learning requests
0 mac routes learnt
0 requests to learn an existing route
0 learning requests while learning disabled on interface
0 learning requests over capacity
0 mac routes moved
0 requests to move static route
0 mac route aging requests
0 mac routes aged
0 bogus address in aging requests
0 requests to age static route
0 requests to re-ageout aged route
0 requests involving multiple peer FEs
0 aging acks from PFE
0 aging non-acks from PFE
0 aging requests timed out waiting on FEs
0 aging requests over max-rate
0 errors finding peer FEs

```

## show system statistics (EX Series Switches)

```
user@host> show system statistics
```

```
Tcp:
```

```
571779 packets sent
  21517 data packets (1797102 bytes)
  2 data packets retransmitted (20 bytes)
  0 resends initiated by MTU discovery
  3708 ack only packets (531 packets delayed)
  0 URG only packets
  1 window probe packets
  1 window update packets
  1093063 control packets
1132541 packets received
  20961 acks(for 1796102 bytes)
  5861 duplicate acks
  0 acks for unsent data
  19556 packets received in-sequence(232079 bytes)
  3018 completely duplicate packets(0 bytes)
  0 old duplicate packets
  4 packets with some duplicate data(4 bytes duped)
  2 out-of-order packets(2 bytes)
  0 packets of data after window(0 bytes)
  0 window probes
  39 window update packets
  0 packets received after close
  0 discarded for bad checksums
  0 discarded for bad header offset fields
  0 discarded because packet too short
546519 connection requests
78 connection accepts
0 bad connection attempts
0 listen queue overflows
100 connections established (including accepts)
546596 connections closed (including 6 drops)
  47 connections updated cached RTT on close
  47 connections updated cached RTT variance on close
  0 connections updated cached ssthresh on close
546497 embryonic connections dropped
20453 segments updated rtt(of 566914 attempts)
2 retransmit timeouts
  0 connections dropped by retransmit timeout
0 persist timeouts
  0 connections dropped by persist timeout
3028 keepalive timeouts
  3027 keepalive probes sent
  1 connections dropped by keepalive
7515 correct ACK header predictions
12258 correct data packet header predictions
78 syncache entries added
  0 retransmitted
  0 dupsyn
  4 dropped
  78 completed
  0 bucket overflow
  0 cache overflow
  0 reset
  0 stale
  0 aborted
  0 badack
  0 unreachable
```

```

    0 zone failures
    0 cookies sent
    0 cookies received
    1 SACK recovery episodes
    1 segment retransmits in SACK recovery episodes
    1 byte retransmits in SACK recovery episodes
    71 SACK options (SACK blocks) received
    1 SACK options (SACK blocks) sent
    0 SACK scoreboard overflow
    0 ACKs sent in response to in-window but not exact RSTs
    0 ACKs sent in response to in-window SYNs on established connections
    0 rcv packets dropped by TCP due to bad address
    0 out-of-sequence segment drops due to insufficient memory
    546544 RST packets
    0 ICMP packets ignored by TCP
    0 send packets dropped by TCP due to auth errors
    0 rcv packets dropped by TCP due to auth errors
    0 outgoing segments dropped due to policing
udp:
    147 datagrams received
    0 with incomplete header
    0 with bad data length field
    0 with bad checksum
    9 dropped due to no socket
    0 broadcast/multicast datagrams dropped due to no socket
    0 dropped due to full socket buffers
    0 not for hashed pcb
    138 delivered
    0 datagrams output
ip:
    73704 total packets received
    0 bad header checksums
    0 with size smaller than minimum
    0 with data size < data length
    0 with header length < data size
    0 with data length < header length
    0 with incorrect version number
    0 packets destined to dead next hop
    0 fragments received
    0 fragments dropped (dup or out of space)
    0 fragments dropped (queue overflow)
    0 fragments dropped after timeout
    0 fragments dropped due to over limit
    0 packets reassembled ok
    1133057 packets for this host
    0 packets for unknown/unsupported protocol
    40146 packets forwarded
    0 packets not forwardable
    40146 redirects sent
    1121700 packets sent from this host
    0 packets sent with fabricated ip header
    0 output packets dropped due to no bufs
    0 output packets discarded due to no route
    0 output datagrams fragmented
    0 fragments created
    0 datagrams that can't be fragmented
    0 packets with bad options
    0 packets with options handled without error
    0 strict source and record route options
    0 loose source and record route options
    0 record route options

```

```
0 timestamp options
0 timestamp and address options
0 timestamp and prespecified address options
0 option packets dropped due to rate limit
0 router alert options
0 multicast packets dropped (no iflist)
0 packets dropped (src and int don't match)
0 transit re packets dropped on mgmt i/f
0 packets used first nexthop in ecmp unilist
0 incoming ttpoip packets received
0 incoming ttpoip packets dropped
0 outgoing TTPoIP packets sent
0 outgoing TTPoIP packets dropped

icmp:
0 drops due to rate limit
9 calls to icmp_error
0 errors not generated because old message was icmp
Output histogram:
    295 echo reply
    9 destination unreachable
0 messages with bad code fields
0 messages less than the minimum length
0 messages with bad checksum
0 messages with bad source address
0 messages with bad length
0 echo drops with broadcast or multicast destination address
0 timestamp drops with broadcast or multicast destination address
Input histogram:
    295 echo
295 message responses generated

igmp:
0 messages received
0 messages received with too few bytes
0 messages received with bad checksum
0 membership queries received
0 membership queries received with invalid fields
0 membership reports received
0 membership reports received with invalid fields
0 membership reports received for groups to which we belong
0 Membership reports sent

raw_if:
0 RAW packets transmitted
0 PPPOE packets transmitted
0 ISDN packets transmitted
0 DIALER packets transmitted
0 PPP packets transmitted to pppd
0 PPP packets transmitted to jppd
0 IGMPv2 packets transmitted
13 output drops due to tx error
0 MPU packets transmitted
0 PPPOE packets received
0 ISDN packets received
0 DIALER packets received
0 PPP packets received from pppd
0 MPU packets received
0 PPP packets received from jppd
0 IGMPv2 packets received
0 Input drops due to bogus protocol
0 input drops due to no mbufs available
0 input drops due to no space in socket
0 input drops due to no socket
```

```

arp:
    186413 datagrams received
    88 ARP requests received
    88 ARP replies received
    0 resolution request received
    0 unrestricted proxy requests
    0 restricted proxy requests
    0 received proxy requests
    0 proxy requests not proxied
    0 restricted proxy requests not proxied
    0 datagrams with bogus interface
    0 datagrams with incorrect length
    0 datagrams for non-IP protocol
    0 datagrams with unsupported op code
    0 datagrams with bad protocol address length
    0 datagrams with bad hardware address length
    0 datagrams with multicast source address
    0 datagrams with multicast source address
    0 datagrams with my own hardware address
    164 datagrams for an address not on the interface
    0 datagrams with a broadcast source address
    0 datagrams with source address duplicate to mine
    186065 datagrams which were not for me
    0 packets discarded waiting for resolution
    0 packets sent after waiting for resolution
    50 ARP requests sent
    88 ARP replies sent
    0 requests for memory denied
    0 requests dropped on entry
    0 requests dropped during retry
    0 requests dropped due to interface deletion
    0 requests on unnumbered interfaces
    0 new requests on unnumbered interfaces
    0 replies for from unnumbered interfaces
    0 requests on unnumbered interface with non-subnetted donor
    0 replies from unnumbered interface with non-subnetted donor

ip6:
    0 total packets received
    0 packets with size smaller than minimum
    0 packets with data size < data length
    0 packets with bad options
    0 packets with incorrect version number
    0 fragments received
    0 fragments dropped (dup or out of space)
    0 fragments dropped after timeout
    0 fragments that exceeded limit
    0 packets reassembled ok
    0 packets for this host
    0 packets forwarded
    0 packets not forwardable
    0 redirects sent
    0 packets sent from this host
    0 packets sent with fabricated ip header
    0 output packets dropped due to no bufs, etc.
    0 output datagrams fragmented
    0 fragments created
    0 datagrams that can't be fragmented
    0 packets that violated scope rules
    0 multicast packets which we don't join
    0 packets whose headers are not continuous
    0 tunneling packets that can't find gif

```

```

0 packets discarded due to too may headers
0 failures of source address selection
0 forward cache hit
0 forward cache miss
0 Packets destined to dead next hop
0 option packets dropped due to rate limit
0 Packets dropped (src and int don't match)
0 packets dropped due to bad protocol
0 transit re packet(null) dropped on mgmt i/f

icmp6:
0 Calls to icmp_error
0 Errors not generated because old message was icmp error
0 Errors not generated because rate limitation
0 Messages with bad code fields
0 Messages < minimum length
0 Bad checksums
0 Messages with bad length
    0 No route
    0 Administratively prohibited
    0 Beyond scope
    0 Address unreachable
    0 Port unreachable
    0 packet too big
    0 Time exceed transit
    0 Time exceed reassembly
    0 Erroneous header field
    0 Unrecognized next header
    0 Unrecognized option
    0 redirect
    0 Unknown
0 Message responses generated
0 Messages with too many ND options

pfkey:
0 Requests sent from userland
0 Bytes sent from userland
histogram by message type:
    0 reserved
    0 dump
0 Messages with invalid length field
0 Messages with invalid version field
0 Messages with invalid message type field
0 Messages too short
0 Messages with memory allocation failure
0 Messages with duplicate extension
0 Messages with invalid extension type
0 Messages with invalid sa type
0 Messages with invalid address extension
0 Requests sent to userland
0 Bytes sent to userland
histogram by message type:
    0 reserved
    0 dump
0 Messages toward single socket
0 Messages toward all sockets
0 Messages toward registered sockets
0 Messages with memory allocation failure

c1n1:
0 Total packets received
0 Packets delivered
0 Too small packets
0 Packets with bad header length

```

```

0 Packets with bad checksum
0 Bad version packets
0 Unknown or unsupported protocol packets
0 Packets with bogus sdl size
0 No free memory in socket buffer
0 Send packets discarded
0 Sbappend failure
0 Mcopy failure
0 Address fields were not reasonable
0 Segment information forgotten
0 Forwarded packets
0 Total packets sent
0 Output packets discarded
0 Non-forwarded packets
0 Packets fragmented
0 Fragments sent
0 Fragments discarded
0 Fragments timed out
0 Fragmentation prohibited
0 Packets reconstructed
0 Packets destined to dead nexthop
0 Packets discarded due to no route
0 Error pdu rate drops
  0 ER pdu generation failure
esis:
0 Total pkts received
0 Total packets consumed by protocol
0 Pdus received with bad checksum
0 Pdus received with bad version number
0 Pdus received with bad type field
0 Short pdus received
0 Pdus with bogus sdl size
0 Pdus with bad header length
0 Pdus with unknown or unsupported protocol
0 No free memory in socket buffer
0 Send packets discarded
0 Sbappend failure
0 Mcopy failure
0 ISO family not configured
tnp:
0 Unicast packets received
0 Broadcast packets received
0 Fragmented packets received
0 Hello packets dropped
0 Fragments dropped
0 Fragment reassembly queue flushes
0 Packets with tnp src address collision received
0 Hello packets received
0 Control packets received
0 Rdp packets received
0 Udp packets received
0 Tunnel packets received
0 Input packets discarded with no protocol
0 Packets of version unspecified received
0 Packets of version 1 received
0 Packets of version 2 received
0 Packets of version 3 received
0 Unicast packets sent
0 Broadcast packets sent
0 Fragmented packets sent
0 Hello packets dropped

```

```
0 Fragments dropped
0 Hello packets sent
0 Control packets sent
0 Rdp packets sent
0 Udp packets sent
0 Tunnel packets sent
0 Packets sent with unknown protocol
0 Packets of version unspecified sent
0 Packets of version 1 sent
0 Packets of version 2 sent
0 Packets of version 3 sent
rdp:
0 Input packets
0 Packets discarded for bad checksum
0 Packets discarded due to bad sequence number
0 Refused connections
0 Acks received
0 Packets dropped due to full socket buffers
0 Retransmits
0 Output packets
0 Acks sent
0 Connects
0 Closes
0 Keepalives received
0 Keepalives sent
tudp:
67 Datagrams received
0 Datagrams with incomplete header
0 Datagrams with bad data length field
0 Datagrams with bad checksum
0 Datagrams dropped due to no socket
0 Broadcast/multicast datagrams dropped due to no socket
0 Datagrams dropped due to full socket buffers
67 Delivered
68 Datagrams output
ttp:
0 Packets sent
0 Packets sent while unconnected
0 Packets sent while interface down
0 Packets sent couldn't get buffer
0 Packets sent couldn't find neighbor
0 L2 packets received
0 Unknown L3 packets received
0 IPv4 L3 packets received
0 MPLS L3 packets received
0 MPLS->IPv4 L3 packets received
0 IPv4->MPLS L3 packets received
0 IPv6 L3 packets received
0 ARP L3 packets received
0 CLNP L3 packets received
0 TNP L3 packets received
0 NULL L3 packets received
0 Cyclotron cycle L3 packets received
0 Cyclotron send L3 packets received
0 Packets received while unconnected
0 Packets received from unknown ifl
0 Input packets couldn't get buffer
0 Input packets with bad type
0 Input packets with discard type
0 Input packets with too many tlvs
0 Input packets with bad tlv header
```

```

70633 Input packets with bad tlv type
68877 Input packets dropped based on tlv result
0 Input packets for which rt lookup is bypassed

mpls:
0 Total MPLS packets received
0 Packets forwarded
0 Packets dropped
0 Packets with header too small
0 After tagging, packets can't fit link MTU
0 Packets with IPv4 explicit NULL tag
0 Packets with IPv4 explicit NULL cksum errors
0 Packets with router alert tag
0 LSP ping packets (ttl-expired/router alert)
0 Packets with ttl expired
0 Packets with tag encoding error
0 Packets discarded due to no route
0 Packets used first nexthop in ecmp unilist

vpls:
0 Total packets received
0 Packets with size smaller than minimum
0 Packets with incorrect version number
0 Packets for this host
0 Packets with no logical interface
0 Packets with no family
0 Packets with no route table
0 Packets with no auxiliary table
0 Packets with no corefacing entry
0 packets with no CE-facing entry
0 MAC route learning requests
0 MAC routes learnt
0 Requests to learn an existing route
0 Learning requests while learning disabled on interface
0 Learning requests over capacity
0 MAC routes moved
0 Requests to move static route
0 MAC route aging requests
0 MAC routes aged
0 Bogus address in aging requests
0 Requests to age static route
0 Requests to re-ageout aged route
0 Requests involving multiple peer FEs
0 Aging acks from PFE
0 Aging non-acks from PFE
0 Aging requests timed out waiting on FEs
0 Aging requests over max-rate
0 Errors finding peer FEs
0 Unsupported platform
0 Packets dropped due to no l3 route table
0 Packets dropped due to no local ifl
0 Packets punted
0 Packets dropped due to no socket

bridge:
Input:
0 packets received
0 packets forwarded
0 packets failed to forward
0 packets dropped
0 packets with vmember lookup failures
0 packets with vlan lookup failures
0 packets with stp state lookup failures
0 packets dropped due to stp blocked/listening

```

```
0 packets dropped due to stp learning
0 packets with src MAC learning failures
0 packets with input control processing failures
Forward:
0 packets sent successfully
0 packets with send failures
0 packets forwarded to l3 interface
0 packets with l3 send failures
0 packets discarded
0 packets with l2ifl store failures
0 packets with ifl mismatch failures
0 packets with packet duplication failures
0 packets with tag lookup failures
0 packets with no route for DMAC
0 packets with no route table
0 packets with no nexthop
0 packets with dead nexthop
0 packets with eof reached error
Learning:
0 MACs learned
0 packets sent to l3 interface
0 packets with l3 send failures
0 packets hit holdq while learning
0 MAC moves
0 packets discarded
0 packets with no route for SMAC
0 packets with no nexthop
0 packets with dead nexthop
0 packets dropped due to no resolve route
0 packets with l3 ifd lookup failures
0 packets with l3 ifl lookup failures
0 packets with l3 invalid rnh
0 packets with no route for SMAC in clone learning
0 packets with no nexthop in clone learning
0 packets with dead nexthop in clone learning
0 packets dropped due to no resolve nh in clone learning
Output:
0 packets forwarded
0 packets failed to forward
0 packets with vmember lookup failures
0 packets with vlan lookup failures
0 packets with input control processing failures
Send:
0 packets sent successfully
0 packets with send failures
0 packets dropped due to interface down
0 packets with dev output failures
0 blocked ifl discards
0 packets with tag lookup failures
0 packets with stp state lookup failures
0 packets with tag insertion failures
0 packets with tag removal failures
Flood:
0 packets flooded
0 flood failures
IGMP:
0 packets sent successfully
0 packets with send failures
0 packets forwarded
0 packets failed to forward
0 packets with mpull failures
```

```

0 packets with vmember lookup failures
0 packets with vlan lookup failures
0 packets with ifl lookup failures
0 packets with tag lookup failures
Misc:
0 packets with size smaller than minimum
0 packets with double tags
0 packets with no ifl
0 packets with no family
0 packets with no route table

```

### show system statistics (TX Matrix Router)

```

user@host> show system statistics
sfc0-re0:

```

```

-----
Tcp:
361694 packets sent
    326507 data packets (103237236 bytes)
    2343 data packets retransmitted (2673324 bytes)
    0 resends initiated by MTU discovery
    33857 ack only packets (31613 packets delayed)
    0 URG only packets
    14 window probe packets
    387 window update packets
    1108 control packets
345879 packets received
    298207 acks(for 103141728 bytes)
    438 duplicate acks
    0 acks for unsent data
    204578 packets received in-sequence(13820995 bytes)
    6 completely duplicate packets(18 bytes)
    0 old duplicate packets
    0 packets with some duplicate data(0 bytes duped)
    0 out-of-order packets(0 bytes)
    0 packets of data after window(0 bytes)
    0 window probes
    899 window update packets
    166 packets received after close
    0 discarded for bad checksums
    0 discarded for bad header offset fields
    0 discarded because packet too short
406 connection requests
233 connection accepts
0 bad connection attempts
0 listen queue overflows
616 connections established (including accepts)
911 connections closed (including 41 drops)
    346 connections updated cached RTT on close
    346 connections updated cached RTT variance on close
    200 connections updated cached ssthresh on close
23 embryonic connections dropped
298155 segments updated rtt(of 287216 attempts)
1163 retransmit timeouts
    27 connections dropped by retransmit timeout
0 persist timeouts
    0 connections dropped by persist timeout
5 keepalive timeouts
    5 keepalive probes sent
    0 connections dropped by keepalive
69922 correct ACK header predictions

```

```
34993 correct data packet header predictions
233 syncache entries added
    0 retransmitted
    0 dupsyn
    0 dropped
    233 completed
    0 bucket overflow
    0 cache overflow
    0 reset
    0 stale
    0 aborted
    0 badack
    0 unreach
    0 zone failures
0 cookies sent
0 cookies received
23 SACK recovery episodes
68 segment retransmits in SACK recovery episodes
71542 byte retransmits in SACK recovery episodes
158 SACK options (SACK blocks) received
0 SACK options (SACK blocks) sent
0 SACK scoreboard overflow
0 ACKs sent in response to in-window but not exact RSTs
0 ACKs sent in response to in-window SYNs on established connections
0 rcv packets dropped by TCP due to bad address
0 out-of-sequence segment drops due to insufficient memory
259 RST packets
0 ICMP packets ignored by TCP
0 send packets dropped by TCP due to auth errors
0 rcv packets dropped by TCP due to auth errors
0 outgoing segments dropped due to policing
```

lcc0-re0:

-----  
Tcp:

```
346 packets sent
    222 data packets (22894 bytes)
    0 data packets retransmitted (0 bytes)
    0 resends initiated by MTU discovery
    80 ack only packets (12 packets delayed)
    0 URG only packets
    0 window probe packets
    5 window update packets
    42 control packets
358 packets received
    268 acks(for 22939 bytes)
    9 duplicate acks
    0 acks for unsent data
    203 packets received in-sequence(33820 bytes)
    0 completely duplicate packets(0 bytes)
    0 old duplicate packets
    0 packets with some duplicate data(0 bytes duped)
    0 out-of-order packets(0 bytes)
    0 packets of data after window(0 bytes)
    0 window probes
    6 window update packets
    0 packets received after close
    0 discarded for bad checksums
    0 discarded for bad header offset fields
    0 discarded because packet too short
13 connection requests
```

```

18 connection accepts
0 bad connection attempts
0 listen queue overflows
31 connections established (including accepts)
35 connections closed (including 2 drops)
    3 connections updated cached RTT on close
    3 connections updated cached RTT variance on close
    0 connections updated cached ssthresh on close
0 embryonic connections dropped
268 segments updated rtt(of 247 attempts)
0 retransmit timeouts
    0 connections dropped by retransmit timeout
0 persist timeouts
    0 connections dropped by persist timeout
0 keepalive timeouts
    0 keepalive probes sent
    0 connections dropped by keepalive
0 correct ACK header predictions
42 correct data packet header predictions
18 syncache entries added
    0 retransmitted
    0 dupsyn
    0 dropped
    18 completed
    0 bucket overflow
    0 cache overflow
    0 reset
    0 stale
    0 aborted
    0 badack
    0 unreach
    0 zone failures
0 cookies sent
0 cookies received
0 SACK recovery episodes
0 segment retransmits in SACK recovery episodes
0 byte retransmits in SACK recovery episodes
0 SACK options (SACK blocks) received
0 SACK options (SACK blocks) sent
0 SACK scoreboard overflow
0 ACKs sent in response to in-window but not exact RSTs
0 ACKs sent in response to in-window SYNs on established connections
0 rcv packets dropped by TCP due to bad address
0 out-of-sequence segment drops due to insufficient memory
5 RST packets
0 ICMP packets ignored by TCP
0 send packets dropped by TCP due to auth errors
0 rcv packets dropped by TCP due to auth errors
0 outgoing segments dropped due to policing

```

lcc1-re0:

-----  
 Tcp:

```

348 packets sent
    223 data packets (22895 bytes)
    0 data packets retransmitted (0 bytes)
    0 resends initiated by MTU discovery
    81 ack only packets (13 packets delayed)
    0 URG only packets
    0 window probe packets
    5 window update packets

```

```
    42 control packets
360 packets received
    269 acks(for 22940 bytes)
    9 duplicate acks
    0 acks for unsent data
    203 packets received in-sequence(33820 bytes)
    0 completely duplicate packets(0 bytes)
    0 old duplicate packets
    0 packets with some duplicate data(0 bytes duped)
    0 out-of-order packets(0 bytes)
    0 packets of data after window(0 bytes)
    0 window probes
    6 window update packets
    0 packets received after close
    0 discarded for bad checksums
    0 discarded for bad header offset fields
    0 discarded because packet too short
13 connection requests
18 connection accepts
0 bad connection attempts
0 listen queue overflows
31 connections established (including accepts)
36 connections closed (including 2 drops)
    3 connections updated cached RTT on close
    3 connections updated cached RTT variance on close
    0 connections updated cached ssthresh on close
0 embryonic connections dropped
269 segments updated rtt(of 248 attempts)
0 retransmit timeouts
    0 connections dropped by retransmit timeout
0 persist timeouts
    0 connections dropped by persist timeout
0 keepalive timeouts
    0 keepalive probes sent
    0 connections dropped by keepalive
0 correct ACK header predictions
43 correct data packet header predictions
18 syncache entries added
    0 retransmitted
    0 dupsyn
    0 dropped
    18 completed
    0 bucket overflow
    0 cache overflow
    0 reset
    0 stale
    0 aborted
    0 badack
    0 unreach
    0 zone failures
0 cookies sent
0 cookies received
0 SACK recovery episodes
0 segment retransmits in SACK recovery episodes
0 byte retransmits in SACK recovery episodes
0 SACK options (SACK blocks) received
0 SACK options (SACK blocks) sent
0 SACK scoreboard overflow
0 ACKs sent in response to in-window but not exact RSTs
0 ACKs sent in response to in-window SYNs on established connections
0 rcv packets dropped by TCP due to bad address
```

```

0 out-of-sequence segment drops due to insufficient memory
5 RST packets
0 ICMP packets ignored by TCP
0 send packets dropped by TCP due to auth errors
0 rcv packets dropped by TCP due to auth errors
0 outgoing segments dropped due to policing

```

```
1cc2-re0:
```

```
-----
Tcp:
```

```

405 packets sent
    271 data packets (23926 bytes)
    0 data packets retransmitted (0 bytes)
    0 resends initiated by MTU discovery
    86 ack only packets (13 packets delayed)
    0 URG only packets
    0 window probe packets
    5 window update packets
    46 control packets
418 packets received
    321 acks(for 23975 bytes)
    9 duplicate acks
    0 acks for unsent data
    234 packets received in-sequence(34403 bytes)
    0 completely duplicate packets(0 bytes)
    0 old duplicate packets
    0 packets with some duplicate data(0 bytes duped)
    0 out-of-order packets(0 bytes)
    0 packets of data after window(0 bytes)
    0 window probes
    7 window update packets
    0 packets received after close
    0 discarded for bad checksums
    0 discarded for bad header offset fields
    0 discarded because packet too short
15 connection requests
19 connection accepts
0 bad connection attempts
0 listen queue overflows
34 connections established (including accepts)
39 connections closed (including 2 drops)
    4 connections updated cached RTT on close
    4 connections updated cached RTT variance on close
    0 connections updated cached ssthresh on close
0 embryonic connections dropped
321 segments updated rtt(of 299 attempts)
0 retransmit timeouts
    0 connections dropped by retransmit timeout
0 persist timeouts
    0 connections dropped by persist timeout
0 keepalive timeouts
    0 keepalive probes sent
    0 connections dropped by keepalive
0 correct ACK header predictions
48 correct data packet header predictions
19 syncache entries added
    0 retransmitted
    0 dupsyn
    0 dropped
    19 completed
    0 bucket overflow

```

```
0 cache overflow
0 reset
0 stale
0 aborted
0 badack
0 unreach
0 zone failures
0 cookies sent
0 cookies received
0 SACK recovery episodes
0 segment retransmits in SACK recovery episodes
0 byte retransmits in SACK recovery episodes
0 SACK options (SACK blocks) received
0 SACK options (SACK blocks) sent
0 SACK scoreboard overflow
0 ACKs sent in response to in-window but not exact RSTs
0 ACKs sent in response to in-window SYNs on established connections
0 rcv packets dropped by TCP due to bad address
0 out-of-sequence segment drops due to insufficient memory
5 RST packets
0 ICMP packets ignored by TCP
0 send packets dropped by TCP due to auth errors
0 rcv packets dropped by TCP due to auth errors
0 outgoing segments dropped due to policing
```

1cc3-re0:

-----  
Tcp:

```
346 packets sent
  221 data packets (22895 bytes)
  0 data packets retransmitted (0 bytes)
  0 resends initiated by MTU discovery
  81 ack only packets (13 packets delayed)
  0 URG only packets
  0 window probe packets
  5 window update packets
  42 control packets
360 packets received
  267 acks(for 22940 bytes)
  9 duplicate acks
  0 acks for unsent data
  203 packets received in-sequence(33820 bytes)
  0 completely duplicate packets(0 bytes)
  0 old duplicate packets
  0 packets with some duplicate data(0 bytes duped)
  0 out-of-order packets(0 bytes)
  0 packets of data after window(0 bytes)
  0 window probes
  6 window update packets
  0 packets received after close
  0 discarded for bad checksums
  0 discarded for bad header offset fields
  0 discarded because packet too short
13 connection requests
18 connection accepts
0 bad connection attempts
0 listen queue overflows
31 connections established (including accepts)
35 connections closed (including 2 drops)
  3 connections updated cached RTT on close
  3 connections updated cached RTT variance on close
```

```

    0 connections updated cached ssthresh on close
0 embryonic connections dropped
267 segments updated rtt(of 246 attempts)
0 retransmit timeouts
    0 connections dropped by retransmit timeout
0 persist timeouts
    0 connections dropped by persist timeout
0 keepalive timeouts
    0 keepalive probes sent
    0 connections dropped by keepalive
0 correct ACK header predictions
43 correct data packet header predictions
18 syncache entries added
    0 retransmitted
    0 dupsyn
    0 dropped
    18 completed
    0 bucket overflow
    0 cache overflow
    0 reset
    0 stale
    0 aborted
    0 badack
    0 unreach
    0 zone failures
0 cookies sent
0 cookies received
0 SACK recovery episodes
0 segment retransmits in SACK recovery episodes
0 byte retransmits in SACK recovery episodes
0 SACK options (SACK blocks) received
0 SACK options (SACK blocks) sent
0 SACK scoreboard overflow
0 ACKs sent in response to in-window but not exact RSTs
0 ACKs sent in response to in-window SYNs on established connections
0 rcv packets dropped by TCP due to bad address
0 out-of-sequence segment drops due to insufficient memory
5 RST packets
0 ICMP packets ignored by TCP
0 send packets dropped by TCP due to auth errors
0 rcv packets dropped by TCP due to auth errors
0 outgoing segments dropped due to policing

```

### show system statistics (QFX Series)

```

user@switch> show system statistics
Tcp:
571779 packets sent
21517 data packets (1797102 bytes)
2 data packets retransmitted (20 bytes)
0 resends initiated by MTU discovery
3708 ack only packets (531 packets delayed)
0 URG only packets
1 window probe packets
1 window update packets
1093063 control packets
1132541 packets received
20961 acks(for 1796102 bytes)
5861 duplicate acks
0 acks for unsent data
19556 packets received in-sequence(232079 bytes)

```

3018 completely duplicate packets(0 bytes)  
0 old duplicate packets  
4 packets with some duplicate data(4 bytes duped)  
2 out-of-order packets(2 bytes)  
0 packets of data after window(0 bytes)  
0 window probes  
39 window update packets  
0 packets received after close  
0 discarded for bad checksums  
0 discarded for bad header offset fields  
0 discarded because packet too short  
546519 connection requests  
78 connection accepts  
0 bad connection attempts  
0 listen queue overflows  
100 connections established (including accepts)  
546596 connections closed (including 6 drops)  
47 connections updated cached RTT on close  
47 connections updated cached RTT variance on close  
0 connections updated cached ssthresh on close  
546497 embryonic connections dropped  
20453 segments updated rtt(of 566914 attempts)  
2 retransmit timeouts  
0 connections dropped by retransmit timeout  
0 persist timeouts  
0 connections dropped by persist timeout  
3028 keepalive timeouts  
3027 keepalive probes sent  
1 connections dropped by keepalive  
7515 correct ACK header predictions  
12258 correct data packet header predictions  
78 syncache entries added  
0 retransmitted  
0 dupsyn  
4 dropped  
78 completed  
0 bucket overflow  
0 cache overflow  
0 reset  
0 stale  
0 aborted  
0 badack  
0 unreach  
0 zone failures  
0 cookies sent  
0 cookies received  
1 SACK recovery episodes  
1 segment retransmits in SACK recovery episodes  
1 byte retransmits in SACK recovery episodes  
71 SACK options (SACK blocks) received  
1 SACK options (SACK blocks) sent  
0 SACK scoreboard overflow  
0 ACKs sent in response to in-window but not exact RSTs  
0 ACKs sent in response to in-window SYNs on established connections  
0 rcv packets dropped by TCP due to bad address  
0 out-of-sequence segment drops due to insufficient memory  
546544 RST packets  
0 ICMP packets ignored by TCP  
0 send packets dropped by TCP due to auth errors  
0 rcv packets dropped by TCP due to auth errors  
0 outgoing segments dropped due to policing

```
udp:
147 datagrams received
0 with incomplete header
0 with bad data length field
0 with bad checksum
9 dropped due to no socket
0 broadcast/multicast datagrams dropped due to no socket
0 dropped due to full socket buffers
0 not for hashed pcb
138 delivered
0 datagrams output
ip:
73704 total packets received
0 bad header checksums
0 with size smaller than minimum
0 with data size < data length
0 with header length < data size
0 with data length < header length
0 with incorrect version number
0 packets destined to dead next hop
0 fragments received
0 fragments dropped (dup or out of space)
0 fragments dropped (queue overflow)
0 fragments dropped after timeout
0 fragments dropped due to over limit
0 packets reassembled ok
1133057 packets for this host
0 packets for unknown/unsupported protocol
40146 packets forwarded
0 packets not forwardable
40146 redirects sent
1121700 packets sent from this host
0 packets sent with fabricated ip header
0 output packets dropped due to no bufs
0 output packets discarded due to no route
0 output datagrams fragmented
0 fragments created
0 datagrams that can't be fragmented
0 packets with bad options
0 packets with options handled without error
0 strict source and record route options
0 loose source and record route options
0 record route options
0 timestamp options
0 timestamp and address options
0 timestamp and prespecified address options
0 option packets dropped due to rate limit
0 router alert options
0 multicast packets dropped (no iflist)
0 packets dropped (src and int don't match)
0 transit re packets dropped on mgmt i/f
0 packets used first nexthop in ecmp unilist
0 incoming ttpoip packets received
0 incoming ttpoip packets dropped
0 outgoing TTPoIP packets sent
0 outgoing TTPoIP packets dropped
icmp:
0 drops due to rate limit
9 calls to icmp_error
0 errors not generated because old message was icmp
Output histogram:
```

```
295 echo reply
9 destination unreachable
0 messages with bad code fields
0 messages less than the minimum length
0 messages with bad checksum
0 messages with bad source address
0 messages with bad length
0 echo drops with broadcast or multicast destination address
0 timestamp drops with broadcast or multicast destination address
Input histogram:
295 echo
295 message responses generated
igmp:
0 messages received
0 messages received with too few bytes
0 messages received with bad checksum
0 membership queries received
0 membership queries received with invalid fields
0 membership reports received
0 membership reports received with invalid fields
0 membership reports received for groups to which we belong
0 Membership reports sent
raw_if:
0 RAW packets transmitted
0 PPPOE packets transmitted
0 ISDN packets transmitted
0 DIALER packets transmitted
0 PPP packets transmitted to pppd
0 PPP packets transmitted to jppd
0 IGMPv2 packets transmitted
13 output drops due to tx error
0 MPU packets transmitted
0 PPPOE packets received
0 ISDN packets received
0 DIALER packets received
0 PPP packets received from pppd
0 MPU packets received
0 PPP packets received from jppd
0 IGMPv2 packets received
0 Input drops due to bogus protocol
0 input drops due to no mbufs available
0 input drops due to no space in socket
0 input drops due to no socket
arp:
186413 datagrams received
88 ARP requests received
88 ARP replies received
0 resolution request received
0 unrestricted proxy requests
0 restricted proxy requests
0 received proxy requests
0 proxy requests not proxied
0 restricted proxy requests not proxied
0 datagrams with bogus interface
0 datagrams with incorrect length
0 datagrams for non-IP protocol
0 datagrams with unsupported op code
0 datagrams with bad protocol address length
0 datagrams with bad hardware address length
0 datagrams with multicast source address
0 datagrams with multicast source address
```

```
0 datagrams with my own hardware address
164 datagrams for an address not on the interface
0 datagrams with a broadcast source address
0 datagrams with source address duplicate to mine
186065 datagrams which were not for me
0 packets discarded waiting for resolution
0 packets sent after waiting for resolution
50 ARP requests sent
88 ARP replies sent
0 requests for memory denied
0 requests dropped on entry
0 requests dropped during retry
0 requests dropped due to interface deletion
0 requests on unnumbered interfaces
0 new requests on unnumbered interfaces
0 replies for from unnumbered interfaces
0 requests on unnumbered interface with non-subnetted donor
0 replies from unnumbered interface with non-subnetted donor
ip6:
0 total packets received
0 packets with size smaller than minimum
0 packets with data size < data length
0 packets with bad options
0 packets with incorrect version number
0 fragments received
0 fragments dropped (dup or out of space)
0 fragments dropped after timeout
0 fragments that exceeded limit
0 packets reassembled ok
0 packets for this host
0 packets forwarded
0 packets not forwardable
0 redirects sent
0 packets sent from this host
0 packets sent with fabricated ip header
0 output packets dropped due to no bufs, etc.
0 output datagrams fragmented
0 fragments created
0 datagrams that can't be fragmented
0 packets that violated scope rules
0 multicast packets which we don't join
0 packets whose headers are not continuous
0 tunneling packets that can't find gif
0 packets discarded due to too may headers
0 failures of source address selection
0 forward cache hit
0 forward cache miss
0 Packets destined to dead next hop
0 option packets dropped due to rate limit
0 Packets dropped (src and int don't match)
0 packets dropped due to bad protocol
0 transit re packet(null) dropped on mgmt i/f
icmp6:
0 Calls to icmp_error
0 Errors not generated because old message was icmp error
0 Errors not generated because rate limitation
0 Messages with bad code fields
0 Messages < minimum length
0 Bad checksums
0 Messages with bad length
0 No route
```

0 Administratively prohibited  
0 Beyond scope  
0 Address unreachable  
0 Port unreachable  
0 packet too big  
0 Time exceed transit  
0 Time exceed reassembly  
0 Erroneous header field  
0 Unrecognized next header  
0 Unrecognized option  
0 redirect  
0 Unknown  
0 Message responses generated  
0 Messages with too many ND options  
pfkey:  
0 Requests sent from userland  
0 Bytes sent from userland  
histogram by message type:  
0 reserved  
0 dump  
0 Messages with invalid length field  
0 Messages with invalid version field  
0 Messages with invalid message type field  
0 Messages too short  
0 Messages with memory allocation failure  
0 Messages with duplicate extension  
0 Messages with invalid extension type  
0 Messages with invalid sa type  
0 Messages with invalid address extension  
0 Requests sent to userland  
0 Bytes sent to userland  
histogram by message type:  
0 reserved  
0 dump  
0 Messages toward single socket  
0 Messages toward all sockets  
0 Messages toward registered sockets  
0 Messages with memory allocation failure  
cInI:  
0 Total packets received  
0 Packets delivered  
0 Too small packets  
0 Packets with bad header length  
0 Packets with bad checksum  
0 Bad version packets  
0 Unknown or unsupported protocol packets  
0 Packets with bogus sdl size  
0 No free memory in socket buffer  
0 Send packets discarded  
0 Sbappend failure  
0 Mcopy failure  
0 Address fields were not reasonable  
0 Segment information forgotten  
0 Forwarded packets  
0 Total packets sent  
0 Output packets discarded  
0 Non-forwarded packets  
0 Packets fragmented  
0 Fragments sent  
0 Fragments discarded  
0 Fragments timed out

```
0 Fragmentation prohibited
0 Packets reconstructed
0 Packets destined to dead nexthop
0 Packets discarded due to no route
0 Error pdu rate drops
0 ER pdu generation failure
esis:
0 Total pkts received
0 Total packets consumed by protocol
0 Pdus received with bad checksum
0 Pdus received with bad version number
0 Pdus received with bad type field
0 Short pdus received
0 Pdus with bogus sdl size
0 Pdus with bad header length
0 Pdus with unknown or unsupported protocol
0 No free memory in socket buffer
0 Send packets discarded
0 Sbappend failure
0 Mcopy failure
0 ISO family not configured
tnp:
0 Unicast packets received
0 Broadcast packets received
0 Fragmented packets received
0 Hello packets dropped
0 Fragments dropped
0 Fragment reassembly queue flushes
0 Packets with tnp src address collision received
0 Hello packets received
0 Control packets received
0 Rdp packets received
0 Udp packets received
0 Tunnel packets received
0 Input packets discarded with no protocol
0 Packets of version unspecified received
0 Packets of version 1 received
0 Packets of version 2 received
0 Packets of version 3 received
0 Unicast packets sent
0 Broadcast packets sent
0 Fragmented packets sent
0 Hello packets dropped
0 Fragments dropped
0 Hello packets sent
0 Control packets sent
0 Rdp packets sent
0 Udp packets sent
0 Tunnel packets sent
0 Packets sent with unknown protocol
0 Packets of version unspecified sent
0 Packets of version 1 sent
0 Packets of version 2 sent
0 Packets of version 3 sent
rdp:
0 Input packets
0 Packets discarded for bad checksum
0 Packets discarded due to bad sequence number
0 Refused connections
0 Acks received
0 Packets dropped due to full socket buffers
```

```
0 Retransmits
0 Output packets
0 Acks sent
0 Connects
0 Closes
0 Keepalives received
0 Keepalives sent
tudp:
67 Datagrams received
0 Datagrams with incomplete header
0 Datagrams with bad data length field
0 Datagrams with bad checksum
0 Datagrams dropped due to no socket
0 Broadcast/multicast datagrams dropped due to no socket
0 Datagrams dropped due to full socket buffers
67 Delivered
68 Datagrams output
ttp:
0 Packets sent
0 Packets sent while unconnected
0 Packets sent while interface down
0 Packets sent couldn't get buffer
0 Packets sent couldn't find neighbor
0 L2 packets received
0 Unknown L3 packets received
0 IPv4 L3 packets received
0 MPLS L3 packets received
0 MPLS->IPv4 L3 packets received
0 IPv4->MPLS L3 packets received
0 IPv6 L3 packets received
0 ARP L3 packets received
0 CLNP L3 packets received
0 TNP L3 packets received
0 NULL L3 packets received
0 Cyclotron cycle L3 packets received
0 Cyclotron send L3 packets received
0 Packets received while unconnected
0 Packets received from unknown ifl
0 Input packets couldn't get buffer
0 Input packets with bad type
0 Input packets with discard type
0 Input packets with too many tlvs
0 Input packets with bad tlv header
70633 Input packets with bad tlv type
68877 Input packets dropped based on tlv result0 Input packets for which rt lookup
  is bypassed
mpls:
0 Total MPLS packets received
0 Packets forwarded
0 Packets dropped
0 Packets with header too small
0 After tagging, packets can't fit link MTU
0 Packets with IPv4 explicit NULL tag
0 Packets with IPv4 explicit NULL cksum errors
0 Packets with router alert tag
0 LSP ping packets (ttl-expired/router alert)
0 Packets with ttl expired
0 Packets with tag encoding error
0 Packets discarded due to no route
0 Packets used first nexthop in ecmp unilist
vpls:
```

```

0 Total packets received
0 Packets with size smaller than minimum
0 Packets with incorrect version number
0 Packets for this host
0 Packets with no logical interface
0 Packets with no family
0 Packets with no route table
582 Copyright © 2010, Juniper Networks, Inc.
0 Packets with no auxiliary table
0 Packets with no corefacing entry
0 packets with no CE-facing entry
0 MAC route learning requests
0 MAC routes learnt
0 Requests to learn an existing route
0 Learning requests while learning disabled on interface
0 Learning requests over capacity
0 MAC routes moved
0 Requests to move static route
0 MAC route aging requests
0 MAC routes aged
0 Bogus address in aging requests
0 Requests to age static route
0 Requests to re-ageout aged route
0 Requests involving multiple peer FEs
0 Aging acks from PFE
0 Aging non-acks from PFE
0 Aging requests timed out waiting on FEs
0 Aging requests over max-rate
0 Errors finding peer FEs
0 Unsupported platform
0 Packets dropped due to no l3 route table
0 Packets dropped due to no local ifl
0 Packets punted
0 Packets dropped due to no socket
bridge:
Input:
0 packets received
0 packets forwarded
0 packets failed to forward
0 packets dropped
0 packets with vmember lookup failures
0 packets with vlan lookup failures
0 packets with stp state lookup failures
0 packets dropped due to stp blocked/listening
0 packets dropped due to stp learning
0 packets with src MAC learning failures
0 packets with input control processing failures
Forward:
0 packets sent successfully
0 packets with send failures
0 packets forwarded to l3 interface
0 packets with l3 send failures
0 packets discarded
0 packets with l2ifl store failures
0 packets with ifl mismatch failures
0 packets with packet duplication failures
0 packets with tag lookup failures
0 packets with no route for DMAC
0 packets with no route table
0 packets with no nexthop
0 packets with dead nexthop

```

```
0 packets with eof reached error
Learning:
0 MACs learned
0 packets sent to l3 interface
0 packets with l3 send failures
0 packets hit holdq while learning
0 MAC moves
0 packets discarded
0 packets with no route for SMAC
0 packets with no nexthop
0 packets with dead nexthop
0 packets dropped due to no resolve route
0 packets with l3 ifd lookup failures
0 packets with l3 ifl lookup failures
0 packets with l3 invalid rnh
0 packets with no route for SMAC in clone learning
0 packets with no nexthop in clone learning
0 packets with dead nexthop in clone learning
0 packets dropped due to no resolve nh in clone learning
Output:
0 packets forwarded
0 packets failed to forward
0 packets with vmember lookup failures
0 packets with vlan lookup failures
0 packets with input control processing failures
Send:
0 packets sent successfully
0 packets with send failures
0 packets dropped due to interface down
0 packets with dev output failures
0 blocked ifl discards
0 packets with tag lookup failures
0 packets with stp state lookup failures
0 packets with tag insertion failures
0 packets with tag removal failures
Flood:
0 packets flooded
0 flood failures
IGMP:
0 packets sent successfully
0 packets with send failures
0 packets forwarded
0 packets failed to forward
0 packets with mpull failures
0 packets with vmember lookup failures
0 packets with vlan lookup failures
0 packets with ifl lookup failures
0 packets with tag lookup failures
Misc:
0 packets with size smaller than minimum
0 packets with double tags
0 packets with no ifl
0 packets with no family
0 packets with no route table
```

## show system uptime

<b>List of Syntax</b>	<a href="#">Syntax on page 465</a> <a href="#">Syntax (EX Series Switches) on page 465</a> <a href="#">Syntax (QFX Series) on page 465</a> <a href="#">Syntax (TX Matrix Router) on page 465</a> <a href="#">Syntax (TX Matrix Plus Router) on page 465</a> <a href="#">Syntax (MX Series Router) on page 465</a>
<b>Syntax</b>	show system uptime
<b>Syntax (EX Series Switches)</b>	show system uptime <all-members> <local> <member <i>member-id</i> >
<b>Syntax (QFX Series)</b>	show system uptime <director-group <i>name</i> > <infrastructure <i>name</i> > <interconnect-device <i>name</i> > <node-group <i>name</i> >
<b>Syntax (TX Matrix Router)</b>	show system uptime <all-chassis   all-lcc   lcc <i>number</i>   scc>
<b>Syntax (TX Matrix Plus Router)</b>	show system uptime <detail> <all-chassis   all-lcc   lcc <i>number</i>   sfc <i>number</i> >
<b>Syntax (MX Series Router)</b>	show system uptime <all-members> <invoke-on> <local> <member <i>member-id</i> >
<b>Release Information</b>	Command introduced before Junos OS Release 7.4. Command introduced in Junos OS Release 9.0 for EX Series switches. <b>sfc</b> option introduced for the TX Matrix Plus router in JUNOS Release 9.6. Command introduced in Junos OS Release 11.1 for the QFX Series. Command introduced in Junos OS Release 14.1X53-D20 for the OCX Series.
<b>Description</b>	Display the current time and information about how long the router or switch, router or switch software, and routing protocols have been running.
<b>Options</b>	<b>none</b> —Show time since the system rebooted and processes started.  <b>all-chassis</b> —(TX Matrix routers and TX Matrix Plus routers only) (Optional) Show time since the system rebooted and processes started on all the routers in the chassis.  <b>all-lcc</b> —(TX Matrix routers and TX Matrix Plus routers only) (Optional) On a TX Matrix router, show time since the system rebooted and processes started for all T640 routers (or line-card chassis) connected to the TX Matrix router. On a TX Matrix Plus

router, show time since the system rebooted and processes started for all connected T1600 or T4000 LCCs.

**all-members**—(EX4200 switches and MX Series routers only) (Optional) Show time since the system rebooted and processes started on all members of the Virtual Chassis configuration.

**director-group *name***—(QFabric systems only) (Optional) Show time since the system rebooted and processes started on the Director group.

**infrastructure *name***—(QFabric systems only) (Optional) Show time since the system rebooted and processes started on the fabric control Routing Engine and fabric manager Routing Engine.

**interconnect-device *name***—(QFabric systems only) (Optional) Show time since the system rebooted and processes started on the Interconnect device.

**invoke-on**—(MX Series routers only) (Optional) Display the time since the system rebooted and processes started on the master Routing Engine, backup Routing Engine, or both, on a router with two Routing Engines.

**lcc *number***—(TX Matrix routers and TX Matrix Plus routers only) (Optional) On a TX Matrix router, show time since the system rebooted and processes started for a specific T640 router that is connected to the TX Matrix router. On a TX Matrix Plus router, show time since the system rebooted and processes started for a specific router that is connected to the TX Matrix Plus router.

Replace *number* with the following values depending on the LCC configuration:

- 0 through 3, when T640 routers are connected to a TX Matrix router in a routing matrix.
- 0 through 3, when T1600 routers are connected to a TX Matrix Plus router in a routing matrix.
- 0 through 7, when T1600 routers are connected to a TX Matrix Plus router with 3D SIBs in a routing matrix.
- 0, 2, 4, or 6, when T4000 routers are connected to a TX Matrix Plus router with 3D SIBs in a routing matrix.

**local**—(EX4200 switches and MX Series routers only) (Optional) Show time since the system rebooted and processes started on the local Virtual Chassis member.

**member *member-id***—(EX4200 switches and MX Series routers only) (Optional) Show time since the system rebooted and processes started on the specified member of the Virtual Chassis configuration. For EX4200 switches, replace *member-id* with a value from 0 through 9. For an MX Series Virtual Chassis, replace *member-id* with a value of 0 or 1.

**node-group *name***—(QFabric systems only) (Optional) Show time since the system rebooted and processes started on the Node group.

**scc**—(TX Matrix routers only) (Optional) Show time since the system rebooted and processes started for the TX Matrix router (or switch-card chassis).

**sfc number**—(TX Matrix Plus routers only) (Optional) Show time since the system rebooted and processes started for the TX Matrix Plus router. Replace *number* with 0.

**Additional Information** By default, when you issue the **show system uptime** command on the master Routing Engine of a TX Matrix router or a TX Matrix Plus router, the command is broadcast to all the master Routing Engines of the LCCs connected to it in the routing matrix. Likewise, if you issue the same command on the backup Routing Engine of a TX Matrix or a TX Matrix Plus router, the command is broadcast to all backup Routing Engines of the LCCs that are connected to it in the routing matrix.

**Required Privilege Level** view

**Related Documentation**

- [10-Gigabit Ethernet LAN/WAN PIC with XFP \(T640 Router\)](#)
- [Routing Matrix with a TX Matrix Plus Router Solutions Page](#)

**List of Sample Output**

[show system uptime on page 468](#)  
[show system uptime all-lcc \(TX Matrix Router\) on page 468](#)  
[show system uptime all-lcc \(TX Matrix Plus Router\) on page 468](#)  
[show system uptime \(EX Series\) on page 469](#)  
[show system uptime \(QFX Series\) on page 469](#)

**Output Fields** [Table 18 on page 467](#) describes the output fields for the **show system uptime** command. Output fields are listed in the approximate order in which they appear.

**Table 18: show system uptime Output Fields**

Field Name	Field Description
<b>Current time</b>	Current system time in UTC.
<b>Time Source</b>	Reference time source that the system is locked to.
<b>System booted</b>	Date and time when the Routing Engine on the router or switch was last booted and how long it has been running.
<b>Protocols started</b>	Date and time when the routing protocols were last started and how long they have been running.
<b>Last configured</b>	Date and time when a configuration was last committed. Also shows the name of the user who issued the last <b>commit</b> command.
<b>time and up</b>	Current time, in the local time zone, and how long the router or switch has been operational.
<b>users</b>	Number of users logged in to the router or switch.
<b>load averages</b>	Load averages for the last 1 minute, 5 minutes, and 15 minutes.

## Sample Output

### show system uptime

```
user@host> show system uptime
Current time:      1998-10-13 19:45:47 UTC
Time Source:      NTP CLOCK
System booted:     1998-10-12 20:51:41 UTC (22:54:06 ago)
Protocols started: 1998-10-13 19:33:45 UTC (00:12:02 ago)
Last configured:   1998-10-13 19:33:45 UTC (00:12:02 ago) by abc
12:45PM up 22:54, 2 users, load averages: 0.07, 0.02, 0.01
```

### show system uptime all-lcc (TX Matrix Router)

```
user@host> show system uptime all-lcc
lcc0-re0:
-----
Current time: 2004-09-13 09:55:35 PDT
Time Source: LOCAL CLOCK
System booted: 2004-09-13 03:13:55 PDT (06:41:40 ago)
Last configured: 2004-09-13 03:17:48 PDT (06:37:47 ago) by root
9:55AM PDT up 6:42, 1 user, load averages: 0.02, 0.03, 0.00
lcc2-re0:
-----
Current time: 2004-09-13 09:55:35 PDT
Time Source: LOCAL CLOCK
System booted: 2004-09-12 03:23:43 PDT (1d 06:31 ago)
Last configured: 2004-09-13 03:05:36 PDT (06:49:59 ago) by root
9:55AM PDT up 1 day, 6:32, 1 user, load averages: 0.02, 0.01, 0.00
```

### show system uptime all-lcc (TX Matrix Plus Router)

```
user@host> show system uptime all-lcc
sfc0-re0:
-----
Current time: 2009-05-25 00:24:30 PDT
Time Source: NTP CLOCK
System booted: 2009-05-24 06:39:33 PDT (17:44:57 ago)
Protocols started: 2009-05-24 06:40:30 PDT (17:44:00 ago)
Last configured: 2009-05-24 06:33:27 PDT (17:51:03 ago) by gregdo
12:24AM up 17:45, 2 users, load averages: 0.07, 0.05, 0.01

lcc0-re0:
-----
Current time: 2009-05-25 00:24:30 PDT
Time Source: NTP CLOCK
System booted: 2009-05-24 06:39:46 PDT (17:44:44 ago)
error: the routing subsystem is not running
Last configured: 2009-05-24 06:40:47 PDT (17:43:43 ago) by root
12:24AM up 17:45, 0 users, load averages: 0.00, 0.00, 0.00

lcc1-re0:
-----
Current time: 2009-05-25 00:24:30 PDT
Time Source: NTP CLOCK
System booted: 2009-05-24 06:39:38 PDT (17:44:52 ago)
error: the routing subsystem is not running
Last configured: 2009-05-24 06:40:18 PDT (17:44:12 ago) by root
12:24AM up 17:45, 0 users, load averages: 0.00, 0.00, 0.00

lcc2-re0:
```

```

-----
Current time: 2009-05-25 00:24:30 PDT
Time Source: NTP CLOCK
System booted: 2009-05-24 06:39:48 PDT (17:44:42 ago)
error: the routing subsystem is not running
Last configured: 2009-05-24 06:40:44 PDT (17:43:46 ago) by root
12:24AM up 17:45, 0 users, load averages: 0.00, 0.00, 0.00

```

```
lcc3-re0:
```

```

-----
Current time: 2009-05-25 00:24:30 PDT
Time Source: NTP CLOCK
System booted: 2009-05-24 06:39:44 PDT (17:44:46 ago)
error: the routing subsystem is not running
Last configured: 2009-05-24 06:40:08 PDT (17:44:22 ago) by root
12:24AM up 17:45, 0 users, load averages: 0.00, 0.00, 0.00

```

#### show system uptime (EX Series)

```

user@switch> show system uptime
Current time: 2014-03-12 16:39:56 UTC
Time Source: NTP CLOCK
System booted: 2014-03-12 14:58:05 UTC (01:41:51 ago)
Protocols started: 2014-03-12 14:59:48 UTC (01:40:08 ago)
Last configured: 2014-03-12 14:58:58 UTC (01:40:58 ago) by root
4:39PM up 1:42, 4 users, load averages: 0.02, 0.02, 0.00

```

#### show system uptime (QFX Series)

```

user@switch> show system uptime
Current time: 2010-08-27 03:12:30 PDT
Time Source: NTP CLOCK
System booted: 2010-08-13 17:11:54 PDT (1w6d 10:00 ago)
Protocols started: 2010-08-13 17:13:56 PDT (1w6d 09:58 ago)
Last configured: 2010-08-26 05:54:00 PDT (21:18:30 ago) by regress
3:12AM up 13 days, 10:01, 3 users, load averages: 0.00, 0.00, 0.00

```

