

PART 2

Configuration

- [Configuration Tasks on page 11](#)
- [Configuration Statements on page 17](#)


```

qualified-next-hop address {
  bfd-liveness-detection {
    authentication {
      algorithm algorithm-name;
      key-chain key-chain-name;
      loose-check;
    }
    detection-time {
      threshold milliseconds;
    }
    holddown-interval milliseconds;
    local address address;
    minimum-interval milliseconds;
    minimum-receive-interval milliseconds;
    minimum-receive-ttl milliseconds;
    multiplier number;
    neighbor address;
    no-adaptation;
    transmit-interval {
      minimum-interval milliseconds;
      threshold milliseconds;
    }
    version (1 | automatic);
  }
  interface interface-name;
  mac-address mac-address;
  metric metric;
  preference preference-value;
}
}
} # end of [edit routing-options access-internal]
admin-groups-extended group-name {
  group-value group-identifier;
}
admin-groups-extended-range {
  maximum maximum-number;
  minimum minimum-number;
}
aggregate {
  defaults {
    (active | passive);
    as-path {
      aggregator as-number address;
      atomic-aggregate;
      origin (egp | igp | incomplete);
      path path-identifier;
    }
  }
  brief;
  color metric <type metric-type>;
  color2 metric <type metric-type>;
  community [community-id no-advertise no-export no-export-subconfed ];
  discard;
  full;
  metric metric <type metric-type>;
  metric2 metric <type metric-type>;
  metric3 metric <type metric-type>;

```


interface (Multicast Static Routes)

Syntax	<pre> interface <i>interface-names</i> { disable; maximum-bandwidth <i>bps</i>; no-qos-adjust; reverse-oif-mapping { no-qos-adjust; } subscriber-leave-timer <i>seconds</i>; } </pre>
Hierarchy Level	<p>[edit logical-systems <i>logical-system-name</i> routing-instances <i>routing-instance-name</i> routing-options multicast],</p> <p>[edit logical-systems <i>logical-system-name</i> routing-options multicast],</p> <p>[edit routing-instances <i>routing-instance-name</i> routing-options multicast],</p> <p>[edit routing-options multicast]</p>
Release Information	<p>Statement introduced in Junos OS Release 8.1.</p> <p>Statement introduced in Junos OS Release 9.0 for EX Series switches.</p> <p>Statement introduced in Junos OS Release 11.3 for the QFX Series.</p> <p>Statement introduced in Junos OS Release 14.1X53-D20 for the OCX Series.</p>
Description	<p>Enable multicast traffic on an interface.</p> <p>By default, multicast packets are forwarded by enabling Protocol Independent Multicast (PIM) on an interface. PIM adds multicast routes into the routing table.</p> <p>You can also configure multicast packets to be forwarded over a static route, such as a static route associated with an LSP next hop. Multicast packets are accepted on an interface and forwarded over a static route in the forwarding table. This is useful when you want to enable multicast traffic on a specific interface without configuring PIM on the interface.</p> <p>You cannot enable multicast traffic on an interface and configure PIM on the same interface simultaneously.</p> <p>Static routes must be configured before you can enable multicast on an interface. Configuring the interface statement alone does not install any routes into the routing table. This feature relies on the static route configuration.</p>
Options	<p><i>interface-names</i>—Name of one or more interfaces on which to enable multicast traffic.</p> <p>The remaining statements are explained separately.</p>
Required Privilege Level	<p>routing—To view this statement in the configuration.</p> <p>routing-control—To add this statement to the configuration.</p>
Related Documentation	<ul style="list-style-type: none"> • <i>Example: Defining Interface Bandwidth Maximums</i> • <i>Example: Configuring Multicast with Subscriber VLANs</i>

interface (Routing Options)

Syntax	<pre>interface <i>interface-names</i> { maximum-bandwidth <i>bps</i>; no-qos-adjust; reverse-oif-mapping { no-qos-adjust; } subscriber-leave-timer <i>seconds</i>; }</pre>
Hierarchy Level	[edit logical-systems <i>logical-system-name</i> routing-instances <i>routing-instance-name</i> routing-options multicast], [edit logical-systems <i>logical-system-name</i> routing-options multicast], [edit routing-instances <i>routing-instance-name</i> routing-options multicast], [edit routing-options multicast]
Release Information	Statement introduced in Junos OS Release 8.3. Statement introduced in Junos OS Release 9.0 for EX Series switches. Statement introduced in Junos OS Release 11.3 for the QFX Series. Statement introduced in Junos OS Release 14.1X53-D20 for the OCX Series.
Description	Enable multicast traffic on an interface.



TIP: You cannot enable multicast traffic on an interface by using the **routing-options multicast interface** statement and configure PIM on the interface.

Options	<i>interface-name</i> —Names of the physical or logical interface. The remaining statements are explained separately.
Required Privilege Level	routing—To view this statement in the configuration. routing-control—To add this statement to the configuration.
Related Documentation	<ul style="list-style-type: none">• <i>Example: Defining Interface Bandwidth Maximums</i>• <i>Example: Configuring Multicast with Subscriber VLANs</i>

interface-routes

Syntax

```
interface-routes {
    family (inet | inet6) {
        export {
            lan;
            point-to-point;
        }
    }
    rib-group group-name;
}
```

Hierarchy Level [edit logical-systems *logical-system-name* routing-instances *routing-instance-name* routing-options],
[edit logical-systems *logical-system-name* routing-options],
[edit routing-instances *routing-instance-name* routing-options],
[edit routing-options]

Release Information Statement introduced before Junos OS Release 7.4.
Statement introduced in Junos OS Release 9.0 for EX Series switches.
Statement introduced in Junos OS Release 11.3 for the QFX Series.
Statement introduced in Junos OS Release 14.1X53-D20 for the OCX Series.



NOTE: On EX Series switches, only dynamically learned routes can be imported from one routing table group to another.

Description Associate a routing table group with the routing device's interfaces, and specify routing table groups into which interface routes are imported.

By default, IPv4 interface routes (also called direct routes) are imported into routing table **inet.0**, and IPv6 interface routes are imported into routing table **inet6.0**. If you are configuring alternate routing tables for use by some routing protocols, it might be necessary to import the interface routes into the alternate routing tables. To define the routing tables into which interface routes are imported, you create a routing table group and associate it with the routing device's interfaces.

To create the routing table groups, include the **passive** statement at the **[edit routing-options]** hierarchy level.

If you have configured a routing table, configure the OSPF primary instance at the **[edit protocols ospf]** hierarchy level with the statements needed for your network so that routes are installed in **inet.0** and in the forwarding table. Make sure to include the routing table group.

To export local routes, include the **export** statement.

To export LAN routes, include the **lan** option. To export point-to-point routes, include the **point-to-point** option.

Only local routes on point-to-point interfaces configured with a destination address are exportable.

Options **inet**—Specify the IPv4 address family.

inet6—Specify the IPv6 address family.

lan—Export LAN routes.

point-to-point—Export point-to-point routes.

The remaining statements are explained separately.

Required Privilege Level routing—To view this statement in the configuration.
routing-control—To add this statement to the configuration.

Related Documentation

- *Example: Importing Direct and Static Routes Into a Routing Instance*
- *Example: Configuring Multiple Routing Instances of OSPF*
- *passive*

local-address (Routing Options)

Syntax local-address *address*;

Hierarchy Level [edit logical-systems *logical-system-name* routing-instances *routing-instance-name* routing-options multicast **backup-pe-group** *group-name*],
[edit logical-systems *logical-system-name* routing-options multicast **backup-pe-group** *group-name*],
[edit routing-instances *routing-instance-name* routing-options multicast **backup-pe-group** *group-name*],
[edit routing-options multicast **backup-pe-group** *group-name*]

Release Information Statement introduced in Junos OS Release 9.0.
Statement introduced in Junos OS Release 9.0 for EX Series switches.
Statement introduced in Junos OS Release 11.3 for the QFX Series.
Statement added to the multicast hierarchy in Junos OS Release 13.2.

Description Configure the address of the local PE for ingress PE redundancy when point-to-multipoint LSPs are used for multicast distribution.

Options **address**—Address of local PEs in the backup group.

Required Privilege Level routing—To view this statement in the configuration.
routing-control—To add this statement to the configuration.

Related Documentation

- *Example: Configuring Ingress PE Redundancy*

martians

Syntax	<pre>martians { destination-prefix match-type <allow>; }</pre>
Hierarchy Level	<p>[edit logical-systems <i>logical-system-name</i> routing-instances <i>routing-instance-name</i> routing-options],</p> <p>[edit logical-systems <i>logical-system-name</i> routing-instances <i>routing-instance-name</i> routing-options rib <i>routing-table-name</i>],</p> <p>[edit logical-systems <i>logical-system-name</i> routing-options],</p> <p>[edit logical-systems <i>logical-system-name</i> routing-options rib <i>routing-table-name</i>],</p> <p>[edit routing-instances <i>routing-instance-name</i> routing-options],</p> <p>[edit routing-instances <i>routing-instance-name</i> routing-options rib <i>routing-table-name</i>],</p> <p>[edit routing-options],</p> <p>[edit routing-options rib <i>routing-table-name</i>]</p>
Release Information	<p>Statement introduced before Junos OS Release 7.4.</p> <p>Statement introduced in Junos OS Release 9.0 for EX Series switches.</p> <p>Statement introduced in Junos OS Release 11.3 for the QFX Series.</p> <p>Statement introduced in Junos OS Release 14.1X53-D20 for the OCX Series.</p>
Description	Configure martian addresses.
Options	<p>allow—(Optional) Explicitly allow a subset of a range of addresses that has been disallowed. The allow option is the only supported action.</p> <p>destination-prefix—Destination route you are configuring:</p> <ul style="list-style-type: none"> • destination-prefix/prefix-length—destination-prefix is the network portion of the IP address, and prefix-length is the destination prefix length. • default—Default route to use when routing packets do not match a network or host in the routing table. This is equivalent to specifying the IP address 0.0.0.0/0. <p>match-type—Criteria that the destination must match:</p> <ul style="list-style-type: none"> • exact—Exactly match the route's mask length. • longer—The route's mask length is greater than the specified mask length. • orlonger—The route's mask length is equal to or greater than the specified mask length. • through destination-prefix—The route matches the first prefix, the route matches the second prefix for the number of bits in the route, and the number of bits in the route is less than or equal to the number of bits in the second prefix. • upto prefix-length—The route's mask length falls between the two destination prefix lengths, inclusive.

Required Privilege Level	routing—To view this statement in the configuration. routing-control—To add this statement to the configuration.
Related Documentation	<ul style="list-style-type: none">• <i>Example: Configuring Class E Martian Addresses for Routing</i>

maximum-bandwidth (Routing Options)

Syntax	maximum-bandwidth <i>bps</i> ;
Hierarchy Level	[edit dynamic-profiles <i>profile-name</i> routing-instances <i>instance-name</i> routing-options multicast interface <i>interface-name</i>], [edit dynamic-profiles <i>profile-name</i> routing-options multicast interface <i>interface-name</i>] [edit logical-systems <i>logical-system-name</i> routing-instances <i>routing-instance-name</i> routing-options multicast interface <i>interface-name</i>], [edit logical-systems <i>logical-system-name</i> routing-options multicast interface <i>interface-name</i>], [edit routing-instances <i>routing-instance-name</i> routing-options multicast interface <i>interface-name</i>], [edit routing-options multicast interface <i>interface-name</i>]
Release Information	Statement introduced in Junos OS Release 8.3. Statement introduced in Junos OS Release 9.0 for EX Series switches. Statement introduced in Junos OS Release 11.3 for the QFX Series. dynamic-profiles hierarchy level added in Junos OS Release 11.2. Statement introduced in Junos OS Release 14.1X53-D20 for the OCX Series.
Description	Configure the multicast bandwidth for the interface.
Options	bps —Bandwidth rate, in bits per second, for the multicast interface. Range: 0 through any amount of bandwidth
Required Privilege Level	routing—To view this statement in the configuration. routing-control—To add this statement to the configuration.
Related Documentation	<ul style="list-style-type: none">• <i>Example: Defining Interface Bandwidth Maximums</i>

maximum-paths

Syntax	<code>maximum-paths <i>path-limit</i> <log-interval <i>seconds</i>> <log-only threshold <i>value</i>>;</code>
Hierarchy Level	[edit logical-systems <i>logical-system-name</i> routing-instances <i>routing-instance-name</i> routing-options], [edit logical-systems <i>logical-system-name</i> routing-options], [edit routing-instances <i>routing-instance-name</i> routing-options], [edit routing-options]
Release Information	Statement introduced in Junos OS Release 8.0. Statement introduced in Junos OS Release 9.0 for EX Series switches. Statement introduced in Junos OS Release 11.3 for the QFX Series. Statement introduced in Junos OS Release 14.1X53-D20 for the OCX Series.
Description	Configure a limit for the number of routes installed in a routing table based upon the route path.



NOTE: The `maximum-paths` statement is similar to the `maximum-prefixes` statement. The `maximum-prefixes` statement limits the number of unique destinations in a routing instance. For example, suppose a routing instance has the following routes:

```
OSPF 10.10.10.0/24
ISIS 10.10.10.0/24
```

These are two routes, but only one destination (prefix). The `maximum-paths` limit applies the total number of routes (two). The `maximum-prefixes` limit applies to the total number of unique prefixes (one).

Options	<p><code>log-interval <i>seconds</i></code>—(Optional) Minimum time interval (in seconds) between log messages. Range: 5 through 86,400</p> <p><code>log-only</code>—(Optional) Sets the route limit as an advisory limit. An advisory limit triggers only a warning, and additional routes are not rejected.</p> <p><code><i>path-limit</i></code>—Maximum number of routes. If this limit is reached, a warning is triggered and additional routes are rejected. Range: 1 through 4,294,967,295 ($2^{32} - 1$) Default: No default</p> <p><code>threshold <i>value</i></code>—(Optional) Percentage of the maximum number of routes that starts triggering a warning. You can configure a percentage of the <code><i>path-limit</i></code> value that starts triggering the warnings. Range: 1 through 100</p>
----------------	---




NOTE: When the number of routes reaches the **threshold** value, routes are still installed into the routing table while warning messages are sent. When the number of routes reaches the *path-limit* value, then additional routes are rejected.

Required Privilege Level routing—To view this statement in the configuration.
routing-control—To add this statement to the configuration.

Related Documentation

- *Limiting the Number of Paths and Prefixes Accepted from CE Routers in Layer 3 VPNs*

maximum-prefixes

Syntax	<code>maximum-prefixes <i>prefix-limit</i> <log-interval <i>seconds</i>> <log-only threshold <i>percentage</i>>;</code>
Hierarchy Level	<p>[edit logical-systems <i>logical-system-name</i> routing-instances <i>routing-instance-name</i> routing-options],</p> <p>[edit logical-systems <i>logical-system-name</i> routing-options],</p> <p>[edit routing-instances <i>routing-instance-name</i> routing-options],</p> <p>[edit routing-options]</p>
Release Information	<p>Statement introduced in Junos OS Release 8.0.</p> <p>Statement introduced in Junos OS Release 9.0 for EX Series switches.</p> <p>Statement introduced in Junos OS Release 11.3 for the QFX Series.</p> <p>Statement introduced in Junos OS Release 14.1X53-D20 for the OCX Series.</p>
Description	<p>Configure a limit for the number of routes installed in a routing table based upon the route prefix.</p> <p>Using a prefix limit, you can curtail the number of prefixes received from a CE router in a VPN. Prefix limits apply only to dynamic routing protocols and are not applicable to static or interface routes.</p>
<div>  <p>NOTE: The <code>maximum-prefixes</code> statement is similar to the <code>maximum-paths</code> statement. The <code>maximum-prefixes</code> statement limits the number of unique destinations in a routing instance. For example, suppose a routing instance has the following routes:</p> <pre> OSPF 10.10.10.0/24 ISIS 10.10.10.0/24 </pre> <p>These are two routes, but only one destination (prefix). The <code>maximum-paths</code> limit applies the total number of routes (two). The <code>maximum-prefixes</code> limit applies to the total number of unique prefixes (one).</p> </div>	
Options	<p>log-interval <i>seconds</i>—(Optional) Minimum time interval (in seconds) between log messages.</p> <p>Range: 5 through 86,400</p> <p>log-only—(Optional) Sets the prefix limit as an advisory limit. An advisory limit triggers only a warning, and additional routes are not rejected.</p> <p><i>prefix-limit</i>—Maximum number of route prefixes. If this limit is reached, a warning is triggered and any additional routes are rejected.</p> <p>Range: 1 through 4,294,967,295</p> <p>Default: No default</p>

threshold value—(Optional) Percentage of the maximum number of prefixes that starts triggering a warning. You can configure a percentage of the *prefix-limit* value that starts triggering the warnings.

Range: 1 through 100



NOTE: When the number of routes reaches the threshold value, routes are still installed into the routing table while warning messages are sent. When the number of routes reaches the *prefix-limit* value, then additional routes are rejected.

Required Privilege Level routing—To view this statement in the configuration.
routing-control—To add this statement to the configuration.

Related Documentation

- *Limiting the Number of Paths and Prefixes Accepted from CE Routers in Layer 3 VPNs*

med-igp-update-interval

Syntax med-igp-update-interval *minutes*;

Hierarchy Level [edit routing-options]

Release Information Statement introduced in Junos OS Release 9.0
Statement introduced in Junos OS Release 9.0 for EX Series switches.
Statement introduced in Junos OS Release 11.3 for the QFX Series.
Statement introduced in Junos OS Release 14.1X53-D20 for the OCX Series.

Description Configure a timer for how long to delay updates for the multiple exit discriminator (MED) path attribute for BGP groups and peers configured with the **metric-out igp offset delay-med-update** statement. The timer delays MED updates for the interval configured unless the MED is lower than the previously advertised attribute or another attribute associated with the route has changed or if the BGP peer is responding to a refresh route request.

Options *minutes*—Interval to delay MED updates.
Range: 10 through 600
Default: 10 minutes

Required Privilege Level routing—To view this statement in the configuration.
routing-control—To add this statement to the configuration.

Related Documentation

- *Example: Associating the MED Path Attribute with the IGP Metric and Delaying MED Updates*
- *metric-out*

metric (Aggregate, Generated, or Static Route)

Syntax	(metric metric2 metric3 metric4) <i>metric</i> <type <i>type</i> >;
Hierarchy Level	[edit logical-systems <i>logical-system-name</i> routing-options (aggregate generate static) (defaults route)], [edit routing-options (aggregate generate static) (defaults route)]
Release Information	Statement introduced before Junos OS Release 7.4. Statement introduced in Junos OS Release 9.0 for EX Series switches. Statement introduced in Junos OS Release 11.3 for the QFX Series. Statement introduced in Junos OS Release 12.3 for ACX Series routers. Statement introduced in Junos OS Release 14.1X53-D20 for the OCX Series.
Description	Specify the metric value for an aggregate, generated, or static route. You can specify up to four metric values, starting with metric (for the first metric value) and continuing with metric2 , metric3 , and metric4 .
Options	metric —Metric value. Range: 0 through 4,294,967,295 ($2^{32} - 1$) type <i>type</i> —(Optional) Type of route. When routes are exported to OSPF, type 1 routes are advertised in type 1 externals, and routes of any other type are advertised in type 2 externals. Note that if a qualified-next-hop metric value is configured, this value overrides the route metric. Range: 1 through 16
Required Privilege Level	routing—To view this statement in the configuration. routing-control—To add this statement to the configuration.
Related Documentation	<ul style="list-style-type: none"> • <i>Example: Summarizing Static Routes Through Route Aggregation</i> • <i>Example: Conditionally Generating Static Routes</i> • aggregate on page 38 • generate on page 74 • static on page 135

msdp

```
Syntax  msdp {
        disable;
        active-source-limit {
            log-interval seconds;
            log-warning value;
            maximum number;
            threshold number;
        }
        data-encapsulation (disable | enable);
        export [ policy-names ];
        group group-name {
            ...group-configuration ...
        }
        hold-time seconds;
        import [ policy-names ];
        local-address address;
        keep-alive seconds;
        peer address {
            ...peer-configuration ...
        }
        rib-group group-name;
        source ip-prefix</prefix-length> {
            active-source-limit {
                maximum number;
                threshold number;
            }
        }
        sa-hold-time seconds;
        traceoptions {
            file filename <files number> <size size> <world-readable | no-world-readable>;
            flag flag <flag-modifier> <disable>;
        }
        group group-name {
            disable;
            export [ policy-names ];
            import [ policy-names ];
            local-address address;
            mode (mesh-group | standard);
            peer address {
                ... same statements as at the [edit protocols msdp peer address] hierarchy level shown
                just following ...
            }
            traceoptions {
                file filename <files number> <size size> <world-readable | no-world-readable>;
                flag flag <flag-modifier> <disable>;
            }
        }
        peer address {
            disable;
            active-source-limit {
                maximum number;
                threshold number;
            }
        }
    }
```

```

    }
    authentication-key peer-key;
    default-peer;
    export [ policy-names ];
    import [ policy-names ];
    local-address address;
    traceoptions {
        file filename <files number> <size size> <world-readable | no-world-readable>;
        flag flag <flag-modifier> <disable>;
    }
}
}

```

Hierarchy Level	[edit logical-systems <i>logical-system-name</i> protocols], [edit logical-systems <i>logical-system-name</i> routing-instances <i>routing-instance-name</i> protocols], [edit protocols], [edit routing-instances <i>routing-instance-name</i> protocols]
Release Information	Statement introduced before Junos OS Release 7.4. Statement introduced in Junos OS Release 9.4 for EX Series switches. Statement introduced in Junos OS Release 12.1 for the QFX Series. Statement introduced in Junos OS Release 14.1X53-D20 for the OCX Series.
Description	Enable MSDP on the router or switch. You must also configure at least one peer for MSDP to function.
Default	MSDP is disabled on the router or switch.
Options	The statements are explained separately.
Required Privilege Level	routing—To view this statement in the configuration. routing-control—To add this statement to the configuration.
Related Documentation	<ul style="list-style-type: none"> • <i>Example: Configuring MSDP in a Routing Instance</i>

multicast (Routing Options)

```
Syntax  multicast {
        forwarding-cache {
            threshold suppress value <reuse value>;
        }
        interface interface-name {
            enable;
        }
        local-address address
        scope scope-name {
            interface [ interface-names ];
            prefix destination-prefix;
        }
        ssm-groups {
            address;
        }
    }
```

Hierarchy Level [edit logical-systems *logical-system-name* routing-instances *routing-instance-name* routing-options],
[edit logical-systems *logical-system-name* routing-options],
[edit routing-instances *routing-instance-name* routing-options],
[edit routing-options]

Release Information Statement introduced before Junos OS Release 7.4.
Statement introduced in Junos OS Release 9.0 for EX Series switches.
Statement introduced in Junos OS Release 11.3 for the QFX Series.
Statement introduced in Junos OS Release 12.3 for ACX Series routers.

Description Configure generic multicast properties.



NOTE: You cannot apply a scoping policy to a specific routing instance. All scoping policies are applied to all routing instances. However, you can apply the `scope` statement to a specific routing instance.

The remaining statements are explained separately.

Required Privilege Level routing—To view this statement in the configuration.
routing-control—To add this statement to the configuration.

Related Documentation

- *Examples: Configuring Administrative Scoping*
- *Example: Configuring Source-Specific Multicast Groups with Any-Source Override*
- *Examples: Configuring the Multicast Forwarding Cache*
- *Multicast Protocols Feature Guide for Routing Devices*
- ([indirect-next-hop on page 80](#) | no-indirect-next-hop)

no-qos-adjust

Syntax	no-qos-adjust;
Hierarchy Level	<p>[edit logical-systems <i>logical-system-name</i> routing-instances <i>routing-instance-name</i> routing-options multicast interface <i>interface-name</i>],</p> <p>[edit logical-systems <i>logical-system-name</i> routing-instances <i>routing-instance-name</i> routing-options multicast interface <i>interface-name</i> reverse-oif-mapping],</p> <p>[edit logical-systems <i>logical-system-name</i> routing-options multicast interface <i>interface-name</i>],</p> <p>[edit logical-systems <i>logical-system-name</i> routing-options multicast interface <i>interface-name</i> reverse-oif-mapping],</p> <p>[edit routing-instances <i>routing-instance-name</i> routing-options multicast interface <i>interface-name</i>],</p> <p>[edit routing-instances <i>routing-instance-name</i> routing-options multicast interface <i>interface-name</i> reverse-oif-mapping],</p> <p>[edit routing-options multicast interface <i>interface-name</i>],</p> <p>[edit routing-options multicast interface <i>interface-name</i> reverse-oif-mapping]</p>
Release Information	<p>Statement introduced in Junos OS Release 9.5.</p> <p>Statement introduced in Junos OS Release 9.5 for EX Series switches.</p> <p>Statement added to [edit routing-instances <i>routing-instance-name</i> routing-options multicast interface <i>interface-name</i>], [edit logical-systems <i>logical-system-name</i> routing-instances <i>routing-instance-name</i> routing-options multicast interface <i>interface-name</i>], and [edit routing-options multicast interface <i>interface-name</i>] hierarchy levels in Junos OS Release 9.6.</p> <p>Statement introduced in Junos OS Release 11.3 for the QFX Series.</p> <p>Statement introduced in Junos OS Release 12.3 for ACX Series routers.</p> <p>Statement introduced in Junos OS Release 14.1X53-D20 for the OCX Series.</p>
Description	Disable hierarchical bandwidth adjustment for all subscriber interfaces that are identified by their MLD or IGMP request from a specific multicast interface.
Required Privilege Level	<p>routing—To view this statement in the configuration.</p> <p>routing-control—To add this statement to the configuration.</p>

options (Routing Options)

Syntax	<pre>options { syslog (level <i>level</i> upto level <i>level</i>); }</pre>
Hierarchy Level	[edit logical-systems <i>logical-system-name</i> routing-instances <i>routing-instance-name</i> routing-options], [edit logical-systems <i>logical-system-name</i> routing-options], [edit routing-instances <i>routing-instance-name</i> routing-options], [edit routing-options]
Release Information	Statement introduced before Junos OS Release 7.4. Statement introduced in Junos OS Release 9.0 for EX Series switches. Statement introduced in Junos OS Release 11.3 for the QFX Series. Statement introduced in Junos OS Release 12.3 for ACX Series routers. Statement introduced in Junos OS Release 14.1X53-D20 for the OCX Series.
Description	Configure the types of system logging messages sent about the routing protocols process to the system message logging file. These messages are also displayed on the system console. You can log messages at a particular level, or up to and including a particular level.
Options	<p>level <i>level</i>—Severity of the message. It can be one or more of the following levels, in order of decreasing urgency:</p> <ul style="list-style-type: none">• alert—Conditions that should be corrected immediately, such as a corrupted system database.• critical—Critical conditions, such as hard drive errors.• debug—Software debugging messages.• emergency—Panic or other conditions that cause the system to become unusable.• error—Standard error conditions.• info—Informational messages.• notice—Conditions that are not error conditions, but might warrant special handling.• warning—System warning messages. <p>upto level <i>level</i>—Log all messages up to a particular level.</p>
Required Privilege Level	routing—To view this statement in the configuration. routing-control—To add this statement to the configuration.
Related Documentation	<ul style="list-style-type: none">• syslog in the <i>Junos OS Administration Library for Routing Devices</i>

pim-to-igmp-proxy

Syntax	<code>pim-to-igmp-proxy { upstream-interface [interface-names]; }</code>
Hierarchy Level	[edit logical-systems <i>logical-system-name</i> routing-instances <i>routing-instance-name</i> routing-options multicast], [edit logical-systems <i>logical-system-name</i> routing-options multicast], [edit routing-instances <i>routing-instance-name</i> routing-options multicast], [edit routing-options multicast]
Release Information	Statement introduced in Junos OS Release 9.6. Statement introduced in Junos OS Release 9.6 for EX Series switches. Statement introduced in Junos OS Release 11.3 for the QFX Series. Statement introduced in Junos OS Release 12.3 for ACX Series routers. Statement introduced in Junos OS Release 14.1X53-D20 for the OCX Series.
Description	<p>Configure the rendezvous point (RP) routing device that resides between a customer edge-facing Protocol Independent Multicast (PIM) domain and a core-facing PIM domain to translate PIM join or prune messages into corresponding Internet Group Management Protocol (IGMP) report or leave messages. The routing device then transmits the report or leave messages by proxying them to one or two upstream interfaces that you configure on the RP routing device. Including the pim-to-igmp-proxy statement enables you to use IGMP to forward IPv4 multicast traffic across the PIM sparse mode domains.</p> <p>The remaining statement is explained separately.</p>
Required Privilege Level	routing—To view this statement in the configuration. routing-control—To add this statement to the configuration.
Related Documentation	<ul style="list-style-type: none"> Configuring PIM-to-IGMP Message Translation

pim-to-mld-proxy

Syntax	<pre>pim-to-mld-proxy { upstream-interface [interface-names]; }</pre>
Hierarchy Level	[edit logical-systems <i>logical-system-name</i> routing-instances <i>routing-instance-name</i> routing-options multicast], [edit logical-systems <i>logical-system-name</i> routing-options multicast], [edit routing-instances <i>routing-instance-name</i> routing-options multicast], [edit routing-options multicast]
Release Information	Statement introduced in Junos OS Release 9.6. Statement introduced in Junos OS Release 9.6 for EX Series switches. Statement introduced in Junos OS Release 12.3 for ACX Series routers.
Description	<p>Configure the rendezvous point (RP) routing device that resides between a customer edge-facing Protocol Independent Multicast (PIM) domain and a core-facing PIM domain to translate PIM join or prune messages into corresponding Multicast Listener Discovery (MLD) report or leave messages. The routing device then transmits the report or leave messages by proxying them to one or two upstream interfaces that you configure on the RP routing device. Including the pim-to-mld-proxy statement enables you to use MLD to forward IPv6 multicast traffic across the PIM sparse mode domains.</p> <p>The remaining statement is explained separately.</p>
Required Privilege Level	routing—To view this statement in the configuration. routing-control—To add this statement to the configuration.
Related Documentation	<ul style="list-style-type: none">• <i>Configuring PIM-to-MLD Message Translation</i>

policy (Aggregate and Generated Routes)

Syntax	<code>policy <i>policy-name</i>;</code>
Hierarchy Level	<p>[edit logical-systems <i>logical-system-name</i> routing-instances <i>routing-instance-name</i> routing-options (aggregate generate) (defaults route)],</p> <p>[edit logical-systems <i>logical-system-name</i> routing-instances <i>routing-instance-name</i> routing-options rib <i>routing-table-name</i> (aggregate generate) (defaults route)],</p> <p>[edit logical-systems <i>logical-system-name</i> routing-options (aggregate generate) (defaults route)],</p> <p>[edit logical-systems <i>logical-system-name</i> routing-options rib <i>routing-table-name</i> (aggregate generate) (defaults route)],</p> <p>[edit routing-instances <i>routing-instance-name</i> routing-options (aggregate generate) (defaults route)],</p> <p>[edit routing-instances <i>routing-instance-name</i> routing-options rib <i>routing-table-name</i> (aggregate generate) (defaults route)],</p> <p>[edit routing-options (aggregate generate) (defaults route)],</p> <p>[edit routing-options rib <i>routing-table-name</i> (aggregate generate) (defaults route)]</p>
Release Information	<p>Statement introduced before Junos OS Release 7.4.</p> <p>Statement introduced in Junos OS Release 9.0 for EX Series switches.</p> <p>Statement introduced in Junos OS Release 11.3 for the QFX Series.</p> <p>Statement introduced in Junos OS Release 12.3 for ACX Series routers.</p> <p>Statement introduced in Junos OS Release 14.1X53-D20 for the OCX Series.</p>
Description	<p>Associate a routing policy when configuring an aggregate or generated route's destination prefix in the routes part of the aggregate or generate statement. This provides the equivalent of an import routing policy filter for the destination prefix. That is, each potential contributor to an aggregate route, along with any aggregate options, is passed through the policy filter. The policy then can accept or reject the route as a contributor to the aggregate route.</p> <p>If the contributor is accepted, the policy can modify the default preferences. The contributor with the numerically smallest prefix becomes the most preferred, or <i>primary</i>, contributor. A rejected contributor still can contribute to a less specific aggregate route. If you do not specify a policy filter, all candidate routes contribute to an aggregate route.</p> <p>The following algorithm is used to compare two generated contributing routes in order to determine which one is the primary or preferred contributor:</p> <ol style="list-style-type: none"> 1. Compare the protocol's preference of the contributing routes. The lower the preference, the better the route. This is similar to the comparison that is done while determining the best route for the routing table. 2. Compare the protocol's preference2 of the contributing routes. The lower preference2 value is better. If only one route has preference2, then this route is preferred. 3. The preference values are the same. Proceed with a numerical comparison of the prefixes' values. <ol style="list-style-type: none"> a. The primary contributor is the numerically smallest prefix value.

- b. If the two prefixes are numerically equal, the primary contributor is the route that has the smallest prefix length value.

At this point, the two routes are the same. The primary contributor does not change. An additional next hop is available for the existing primary contributor.

A rejected contributor still can contribute to less specific generated route. If you do not specify a policy filter, all candidate routes contribute to a generated route.

Options	<i>policy-name</i> —Name of a routing policy.
Required Privilege Level	routing—To view this statement in the configuration. routing-control—To add this statement to the configuration.
Related Documentation	<ul style="list-style-type: none">• <i>Example: Summarizing Static Routes Through Route Aggregation</i>• <i>Example: Conditionally Generating Static Routes</i>• aggregate on page 38• generate on page 74

policy (Flow Maps)

Syntax	<code>policy [<i>policy-names</i>];</code>
Hierarchy Level	[edit logical-systems <i>logical-system-name</i> routing-instances <i>routing-instance-name</i> routing-options multicast flow-map <i>flow-map-name</i>], [edit logical-systems <i>logical-system-name</i> routing-options multicast flow-map <i>flow-map-name</i>], [edit routing-instances <i>routing-instance-name</i> routing-options multicast flow-map <i>flow-map-name</i>], [edit routing-options multicast flow-map <i>flow-map-name</i>]
Release Information	Statement introduced in Junos OS Release 8.2. Statement introduced in Junos OS Release 11.3 for the QFX Series. Statement introduced in Junos OS Release 12.3 for ACX Series routers. Statement introduced in Junos OS Release 14.1X53-D20 for the OCX Series.
Description	Configure a flow map policy.
Options	<i>policy-names</i> —Name of one or more policies for flow mapping.
Required Privilege Level	routing—To view this statement in the configuration.

policy (SSM Maps)

Syntax	<code>policy [<i>policy-names</i>];</code>
Hierarchy Level	<p>[edit logical-systems <i>logical-system-name</i> routing-instances <i>routing-instance-name</i> routing-options multicast ssm-map <i>ssm-map-name</i>],</p> <p>[edit logical-systems <i>logical-system-name</i> routing-options multicast ssm-map <i>ssm-map-name</i>],</p> <p>[edit routing-instances <i>routing-instance-name</i> routing-options multicast ssm-map <i>ssm-map-name</i>],</p> <p>[edit routing-options multicast ssm-map <i>ssm-map-name</i>]</p>
Release Information	<p>Statement introduced in Junos OS Release 7.4.</p> <p>Statement introduced in Junos OS Release 9.0 for EX Series switches.</p> <p>Statement introduced in Junos OS Release 12.1 for the QFX Series.</p> <p>Statement introduced in Junos OS Release 12.3 for ACX Series routers.</p> <p>Statement introduced in Junos OS Release 14.1X53-D20 for the OCX Series.</p>
Description	Apply one or more policies to an SSM map.
Options	<i>policy-names</i> —Name of one or more policies for SSM mapping.
Required Privilege Level	<p>routing—To view this statement in the configuration.</p> <p>routing-control—To view this statement in the configuration.</p>
Related Documentation	<ul style="list-style-type: none"> • <i>Example: Configuring SSM Mapping</i>

ppm

Syntax	<pre>ppm { no-delegate-processing; }</pre>
Hierarchy Level	[edit logical-systems <i>logical-system-name</i> routing-options], [edit routing-options]
Release Information	Statement introduced in Junos OS Release 9.4. Statement introduced in Junos OS Release 10.2 for EX Series switches. Statement introduced in Junos OS Release 11.3 for the QFX Series. Statement introduced in Junos OS Release 12.3 for ACX Series routers. Statement introduced in Junos OS Release 14.1X53-D20 for the OCX Series.
Description	<p>(M120, M320, MX Series, T Series, TX Matrix routers, M7i and M10i routers with Enhanced CFEB [CFEB-E], EX Series switches, and QFX Series only) Disable distributed periodic packet management (PPM) to the Packet Forwarding Engine (on routers), to access ports (on EX3200 and EX4200 switches, and QFX Series), or to line cards (on EX6200 and EX8200 switches).</p> <p>After you disable PPM, PPM processing continues to run on the Routing Engine.</p> <p>In Junos OS Release 8.2, PPM was moved from the Routing Engine to the Packet Forwarding Engine, access ports, or line cards. The no-delegate-processing statement disables the default behavior and restores the legacy behavior.</p>
Default	Distributed PPM processing is enabled for all protocols that use PPM.
Options	no-delegate-processing —Disable PPM to the Packet Forwarding Engine, access ports, or line cards. Distributed PPM is enabled by default.
Required Privilege Level	routing—To view this statement in the configuration. routing-control—To add this statement to the configuration.
Related Documentation	<ul style="list-style-type: none">• <i>Ensuring That Distributed ppm Is Not Disabled</i>

ppm (Ethernet Switching)

Syntax	ppm { centralized ; }
Hierarchy Level	[edit protocols lacp]
Release Information	Statement introduced in Junos OS Release 9.4 for MX Series routers. Statement introduced in Junos OS Release 10.2 for EX Series switches. Statement introduced in Junos OS Release 11.3 for the QFX Series. Statement introduced in Junos OS Release 12.1 for T Series devices. Statement introduced in Junos OS Release 14.1X53-D20 for the OCX Series.
Description	Configure PPM processing options for Link Aggregation Control Protocol (LACP) packets. This command configures the PPM processing options for LACP packets only. You can disable distributed PPM processing for all packets that use PPM and run all PPM processing on the Routing Engine by configuring the no-delegate-processing configuration statement in the [edit routing-options ppm] statement hierarchy.
Default	Distributed PPM processing is enabled for all packets that use PPM.
Required Privilege Level	routing—To view this statement in the configuration. routing-control—To add this statement to the configuration.
Related Documentation	<ul style="list-style-type: none"> • Configuring Distributed Periodic Packet Management on an EX Series Switch (CLI Procedure) on page 14 • <i>Configuring Distributed Periodic Packet Management</i>

preference (Routing Options)

Syntax	<code>(preference preference2 color color2) preference <type type>;</code>
Hierarchy Level	<p>[edit logical-systems <i>logical-system-name</i> routing-instances <i>routing-instance-name</i> routing-options (aggregate generate static) (defaults route)],</p> <p>[edit logical-systems <i>logical-system-name</i> routing-instances <i>routing-instance-name</i> routing-options rib <i>routing-table-name</i> (aggregate generate static) (defaults route)],</p> <p>[edit logical-systems <i>logical-system-name</i> routing-options (aggregate generate static) (defaults route)],</p> <p>[edit logical-systems <i>logical-system-name</i> routing-options rib <i>routing-table-name</i> (aggregate generate static) (defaults route)],</p> <p>[edit routing-instances <i>routing-instance-name</i> routing-options (aggregate generate static) (defaults route)],</p> <p>[edit routing-instances <i>routing-instance-name</i> routing-options rib <i>routing-table-name</i> (aggregate generate static) (defaults route)],</p> <p>[edit routing-options (aggregate generate static) (defaults route)],</p> <p>[edit routing-options rib <i>routing-table-name</i> (aggregate generate static) (defaults route)]</p>
Release Information	<p>Statement introduced before Junos OS Release 7.4.</p> <p>Statement introduced in Junos OS Release 9.0 for EX Series switches.</p> <p>Statement introduced in Junos OS Release 11.3 for the QFX Series.</p> <p>Statement introduced in Junos OS Release 12.3 for ACX Series routers.</p> <p>Statement introduced in Junos OS Release 14.1X53-D20 for the OCX Series.</p>
Description	<p>Preference value for a static, aggregate, or generated route. You also can specify a secondary preference value (preference2), as well as colors, which are even finer-grained preference values (color and color2).</p> <p>If the Junos OS routing table contains a dynamic route to a destination that has a better (lower) preference value than the static, aggregate, or generated route, the dynamic route is chosen as the active route and is installed in the forwarding table.</p>
Options	<p>preference—Preference value. A lower number indicates a more preferred route.</p> <p>Range: 0 through 4,294,967,295 ($2^{32} - 1$)</p> <p>Default: 5 (for static routes), 130 (for aggregate and generated routes)</p> <p>type type—(Optional) Type of route.</p> <p>Range: 1 through 16</p>
Required Privilege Level	<p>routing—To view this statement in the configuration.</p> <p>routing-control—To add this statement to the configuration.</p>
Related Documentation	<ul style="list-style-type: none"> • <i>Examples: Configuring Static Routes</i> • <i>Example: Summarizing Static Routes Through Route Aggregation</i> • <i>Example: Conditionally Generating Static Routes</i> • aggregate on page 38 • generate on page 74

- [static on page 135](#)

prefix

Syntax	<code>prefix destination-prefix;</code>
Hierarchy Level	[edit logical-systems <i>logical-system-name</i> routing-instances <i>routing-instance-name</i> routing-options multicast scope scope-name], [edit logical-systems <i>logical-system-name</i> routing-options multicast scope scope-name], [edit routing-instances <i>routing-instance-name</i> routing-options multicast scope scope-name], [edit routing-options multicast scope scope-name]
Release Information	Statement introduced before Junos OS Release 7.4. Statement introduced in Junos OS Release 9.0 for EX Series switches. Statement introduced in Junos OS Release 11.3 for the QFX Series. Statement introduced in Junos OS Release 12.3 for ACX Series routers. Statement introduced in Junos OS Release 14.1X53-D20 for the OCX Series.
Description	Configure the prefix for multicast scopes.
Options	<i>destination-prefix</i> —Address range for the multicast scope.
Required Privilege Level	routing—To view this statement in the configuration. routing-control—To add this statement to the configuration.
Related Documentation	<ul style="list-style-type: none"> • <i>Examples: Configuring Administrative Scoping</i> • <i>Example: Creating a Named Scope for Multicast Scoping</i> • <i>multicast</i>

qualified-next-hop (Static Routes)

Syntax `qualified-next-hop (address | interface-name) {
 bfd-liveness-detection {
 authentication {
 algorithm (keyed-md5 | keyed-sha-1 | meticulous-keyed-md5 | meticulous-keyed-sha-1 |
 simple-password);
 key-chain key-chain-name;
 loose-check;
 }
 detection-time {
 threshold milliseconds;
 }
 holddown-interval milliseconds;
 minimum-interval milliseconds;
 minimum-receive-interval milliseconds;
 multiplier number;
 no-adaptation;
 transmit-interval {
 minimum-interval milliseconds;
 threshold milliseconds;
 }
 version (1 | automatic);
 }
 interface interface-name;
 metric metric;
 preference preference;
}`

Hierarchy Level `[edit logical-systems logical-system-name routing-instances routing-instance-name
 routing-options static route destination-prefix],
 [edit logical-systems logical-system-name routing-options rib inet6.0 static route
 destination-prefix],
 [edit logical-systems logical-system-name routing-options static route destination-prefix],
 [edit routing-instances routing-instance-name routing-options static route destination-prefix],
 [edit routing-options rib inet6.0 static route destination-prefix],
 [edit routing-options static route destination-prefix]`

Release Information Statement introduced before Junos OS Release 7.4.
 Statement introduced in Junos OS Release 9.0 for EX Series switches.
 Statement introduced in Junos OS Release 11.3 for the QFX Series.
 Statement introduced in Junos OS Release 12.3 for ACX Series routers.
 Statement introduced in Junos OS Release 14.1X53-D20 for the OCX Series.

Description Configure a static route with multiple possible next hops, each of which can have its own preference value, IGP metric that is used when the route is exported into an IGP, and Bidirectional Forwarding Detection (BFD) settings. If multiple links are operational, the one with the most preferred next hop is used. The most preferred next hop is the one with the lowest preference value.

Options *address*—IPv4, IPv6, or ISO network address of the next hop.

interface-name—Name of the interface on which to configure an independent metric or preference for a static route. To configure an unnumbered interface as the next-hop interface for a static route, specify **qualified-next-hop interface-name**, where **interface-name** is the name of the IPv4 or IPv6 unnumbered interface.



NOTE: For an Ethernet interface to be configured as the qualified next hop for a static route, it must be an unnumbered interface.

To configure an Ethernet interface as an unnumbered interface, configure the **unnumbered-address <interface-name>** statement at the [edit interfaces <interface-name> unit <logical-unit-number> family <family-name>] hierarchy level as described in *Configuring an Unnumbered Interface*.

The remaining statements are explained separately.

Required Privilege Level	routing—To view this statement in the configuration. routing-control—To add this statement to the configuration.
Related Documentation	<ul style="list-style-type: none"> • <i>Example: Configuring Static Route Preferences and Qualified Next Hops</i> • <i>Example: Enabling BFD on Qualified Next Hops in Static Routes for Route Selection</i>

readvertise

Syntax	(readvertise no-readvertise);
Hierarchy Level	<p>[edit logical-systems <i>logical-system-name</i> routing-instances <i>routing-instance-name</i> routing-options rib <i>routing-table-name</i> static (defaults route)],</p> <p>[edit logical-systems <i>logical-system-name</i> routing-instances <i>routing-instance-name</i> routing-options static (defaults route)],</p> <p>[edit logical-systems <i>logical-system-name</i> routing-options rib <i>routing-table-name</i> static (defaults route)],</p> <p>[edit logical-systems <i>logical-system-name</i> routing-options static (defaults route)],</p> <p>[edit routing-instances <i>routing-instance-name</i> routing-options rib <i>routing-table-name</i> static (defaults route)],</p> <p>[edit routing-instances <i>routing-instance-name</i> routing-options static (defaults route)],</p> <p>[edit routing-options rib <i>routing-table-name</i> static (defaults route)],</p> <p>[edit routing-options static (defaults route)]</p>
Release Information	<p>Statement introduced before Junos OS Release 7.4.</p> <p>Statement introduced in Junos OS Release 9.0 for EX Series switches.</p> <p>Statement introduced in Junos OS Release 11.3 for the QFX Series.</p> <p>Statement introduced in Junos OS Release 12.3 for ACX Series routers.</p> <p>Statement introduced in Junos OS Release 14.1X53-D20 for the OCX Series.</p>
Description	Configure whether static routes are eligible to be readvertised by routing protocols:
Default	Static routes are eligible to be readvertised (that is, exported from the routing table into dynamic routing protocols) if a policy to do so is configured. To mark an IPv4 static route as being ineligible for readvertisement, include the no-readvertise statement.
Options	<p>readvertise—Readvertise static routes. Include the readvertise statement when configuring an individual route in the route portion of the static statement to override a no-readvertise option specified in the defaults portion of the statement.</p> <p>no-readvertise—Mark a static route as being ineligible for readvertisement. Include the no-readvertise option when configuring the route.</p>
Required Privilege Level	<p>routing—To view this statement in the configuration.</p> <p>routing-control—To add this statement to the configuration.</p>
Related Documentation	<ul style="list-style-type: none"> • <i>Example: Controlling Static Routes in Routing and Forwarding Tables</i> • static on page 135


redundant-sources

Syntax	<code>redundant-sources [<i>addresses</i>];</code>
Hierarchy Level	[edit logical-systems <i>logical-system-name</i> routing-instances <i>routing-instance-name</i> routing-options multicast flow-map <i>flow-map-name</i>], [edit logical-systems <i>logical-system-name</i> routing-options multicast flow-map <i>flow-map-name</i>], [edit routing-instances <i>routing-instance-name</i> routing-options multicast flow-map <i>flow-map-name</i>], [edit routing-options multicast flow-map <i>flow-map-name</i>]
Release Information	Statement introduced in Junos OS Release 8.3. Statement introduced in Junos OS Release 9.0 for EX Series switches. Statement introduced in Junos OS Release 11.3 for the QFX Series. Statement introduced in Junos OS Release 14.1X53-D20 for the OCX Series.
Description	Configure a list of redundant sources for multicast flows defined by a flow map.
Options	addresses —List of IPv4 or IPv6 addresses for use as redundant (backup) sources for multicast flows defined by a flow map.
Required Privilege Level	routing—To view this statement in the configuration. routing-control—To add this statement to the configuration.
Related Documentation	<ul style="list-style-type: none"> • <i>Example: Configuring a Multicast Flow Map</i>

register-probe-time

Syntax	<code>register-probe-time <i>register-probe-time</i>;</code>
Hierarchy Level	[edit protocols pim rp]
Release Information	Statement introduced in Junos OS Release 12.2 for EX Series switches.
Description	Specify the amount of time before the register suppression time (RST) expires when a designated switch can send a NULL-Register to the rendezvous point (RP).
Options	register-probe-time —Amount of time before the RST expires. Default: 5 seconds Range: 5 to 60 seconds
Required Privilege Level	routing—To view this statement in the configuration. routing-control—To add this statement to the configuration.
Related Documentation	<ul style="list-style-type: none"> • <i>PIM Overview</i> • <i>Understanding PIM Sparse Mode</i>

resolution

Syntax	<pre> resolution { rib routing-table-name { import [policy-names]; resolution-ribs [routing-table-names]; } } </pre>
Hierarchy Level	<p>[edit logical-systems <i>logical-system-name</i> routing-instances <i>routing-instance-name</i> routing-options],</p> <p>[edit logical-systems <i>logical-system-name</i> routing-options],</p> <p>[edit routing-instances <i>routing-instance-name</i> routing-options],</p> <p>[edit routing-options]</p>
Release Information	<p>Statement introduced before Junos OS Release 7.4.</p> <p>Statement introduced in Junos OS Release 9.0 for EX Series switches.</p> <p>Statement introduced in Junos OS Release 11.3 for the QFX Series.</p> <p>Statement introduced in Junos OS Release 14.1X53-D20 for the OCX Series.</p>
Description	<p>Configure the router to perform custom route resolution on protocol next hops of routes in a certain routing table. The protocol next hop is used to determine the forwarding next-hop.</p> <p>For example, you might want to direct inet.2 route resolution to use topology routing tables :red.inet.0 and :blue.inet.0 for protocol next-hop IP address lookups. Or you might want to direct bgp.l3vpn.0 to use the information in inet.0 to resolve routes, thus overriding the default behavior, which is to use inet.3.</p> <p>You can specify up to two routing tables in the resolution-ribs statement. The route resolution scheme first checks the first-listed routing table for the protocol next-hop address. If the address is found, it uses this entry. If it is not found, the resolution scheme checks second-listed routing table. Hence, only one routing table is used for each protocol nexthop address. For example, if you configure resolution rib bgp.l3vpn.0 resolution-ribs [inet.0 inet.3], inet.0 is checked first and then inet.3 is checked.</p> <div style="border: 1px solid #ccc; padding: 10px; margin-top: 20px;"> <p> NOTE: Customizing route resolution might cause the routing protocol process (rpd) to consume more memory resources than it ordinarily would. When you customize route resolution, we recommend that you check the memory resources by running the show system processes and the show task memory commands. For more information, see <i>Routing Protocol Process Memory FAQs</i>.</p> </div> <p>The remaining statements are explained separately.</p>
Required Privilege Level	<p>routing—To view this statement in the configuration.</p> <p>routing-control—To add this statement to the configuration.</p>

- Related Documentation**
- *Example: Configuring Route Resolution on PE Routers*
 - *Example: Configuring Route Resolution on Route Reflectors*
 - *Understanding Multitopology Routing in Conjunction with PIM*
 - *Example: Configuring Multitopology Routing to Provide Redundancy for Multicast Traffic over Separate Network Paths*

resolution-ribs

Syntax	<code>resolution-ribs [<i>routing-table-names</i>];</code>
Hierarchy Level	[edit logical-systems <i>logical-system-name</i> routing-instances <i>routing-instance-name</i> routing-options resolution <i>rib</i>], [edit logical-systems <i>logical-system-name</i> routing-options resolution <i>rib</i>], [edit routing-instances <i>routing-instance-name</i> routing-options resolution <i>rib</i>], [edit routing-options resolution <i>rib</i>]
Release Information	Statement introduced before Junos OS Release 7.4. Statement introduced in Junos OS Release 9.0 for EX Series switches. Statement introduced in Junos OS Release 11.3 for the QFX Series. Statement introduced in Junos OS Release 14.1X53-D20 for the OCX Series.
Description	Specify one or more routing tables to use for route resolution. This statement enables you to override the default routing tables that Junos OS uses for route resolution. For example, suppose that the resolution routing table is inet.3 , but you want to allow fallback resolution through inet.0 . One example use case is overriding the bgp.rtarget.0 (family route-target) routing table resolution from using only inet.3 to using both inet.3 and inet.0 .
Options	<i>routing-table-names</i> —Name of one or more routing tables.
Required Privilege Level	routing—To view this statement in the configuration. routing-control—To add this statement to the configuration.
Related Documentation	<ul style="list-style-type: none"> • <i>Example: Configuring Route Resolution on PE Routers</i> • <i>Example: Configuring Multitopology Routing to Provide Redundancy for Multicast Traffic over Separate Network Paths</i> • <i>Understanding Multitopology Routing in Conjunction with PIM</i>

resolve

Syntax	resolve;
Hierarchy Level	[edit logical-systems <i>logical-system-name</i> routing-instances <i>routing-instance-name</i> routing-options rib <i>routing-table-name</i> static (defaults route)], [edit logical-systems <i>logical-system-name</i> routing-instances <i>routing-instance-name</i> routing-options static (defaults route)], [edit logical-systems <i>logical-system-name</i> routing-options rib <i>routing-table-name</i> static (defaults route)], [edit logical-systems <i>logical-system-name</i> routing-options static (defaults route)], [edit routing-instances <i>routing-instance-name</i> routing-options rib <i>routing-table-name</i> static (defaults route)], [edit routing-instances <i>routing-instance-name</i> routing-options static (defaults route)], [edit routing-options rib <i>routing-table-name</i> static (defaults route)], [edit routing-options static (defaults route)]
Release Information	Statement introduced before Junos OS Release 7.4. Statement introduced in Junos OS Release 9.0 for EX Series switches. Statement introduced in Junos OS Release 11.3 for the QFX Series. Statement introduced in Junos OS Release 14.1X53-D20 for the OCX Series.
Description	Statically configure routes to be resolved to a next hop that is not directly connected. The route is resolved through the inet.0 and inet.3 routing tables.
Default	Static routes can point only to a directly connected next hop.
Required Privilege Level	routing—To view this statement in the configuration. routing-control—To add this statement to the configuration.
Related Documentation	<ul style="list-style-type: none">• static on page 135

restart-duration (Routing Options)

Syntax	<code>restart-duration <i>seconds</i>;</code>
Hierarchy Level	<p>[edit logical-systems <i>logical-system-name</i> routing-instances <i>routing-instance-name</i> routing-options graceful-restart],</p> <p>[edit logical-systems <i>logical-system-name</i> routing-options graceful-restart],</p> <p>[edit routing-instances <i>routing-instance-name</i> routing-options graceful-restart],</p> <p>[edit routing-options graceful-restart]</p>
Release Information	<p>Statement introduced before Junos OS Release 7.4.</p> <p>Statement introduced in Junos OS Release 9.0 for EX Series switches.</p>
Description	Configure the restart timer for graceful restart.
Options	<p>seconds—Configure the time period for the restart to last.</p> <p>Range: 120 through 900 seconds</p> <p>Default: 300 seconds</p>
Required Privilege Level	<p>routing—To view this statement in the configuration.</p> <p>routing-control—To add this statement to the configuration.</p>
Related Documentation	<ul style="list-style-type: none"> • <i>Junos OS High Availability Library for Routing Devices</i>

retain

Syntax	(no-retain retain);
Hierarchy Level	<p>[edit logical-systems <i>logical-system-name</i> routing-instances <i>routing-instance-name</i> routing-options rib <i>routing-table-name</i> static (defaults route)],</p> <p>[edit logical-systems <i>logical-system-name</i> routing-instances <i>routing-instance-name</i> routing-options static (defaults route)],</p> <p>[edit logical-systems <i>logical-system-name</i> routing-options rib <i>routing-table-name</i> static (defaults route)],</p> <p>[edit logical-systems <i>logical-system-name</i> routing-options static (defaults route)],</p> <p>[edit routing-instances <i>routing-instance-name</i> routing-options rib <i>routing-table-name</i> static (defaults route)],</p> <p>[edit routing-instances <i>routing-instance-name</i> routing-options static (defaults route)],</p> <p>[edit routing-options rib <i>routing-table-name</i> static (defaults route)],</p> <p>[edit routing-options static (defaults route)]</p>
Release Information	<p>Statement introduced before Junos OS Release 7.4.</p> <p>Statement introduced in Junos OS Release 9.0 for EX Series switches.</p> <p>Statement introduced in Junos OS Release 11.3 for the QFX Series.</p> <p>Statement introduced in Junos OS Release 14.1X53-D20 for the OCX Series.</p>
Description	Configure statically configured routes to be deleted from or retained in the forwarding table when the routing protocol process shuts down normally:
Default	Statically configured routes are deleted from the forwarding table when the routing protocol process shuts down normally. Doing this greatly reduces the time required to restart a system that has a large number of routes in its routing table.
Options	<p>no-retain—Delete statically configured routes from the forwarding table when the routing protocol process shuts down normally. To explicitly specify that routes be deleted from the forwarding table, include the no-retain statement. Include this statement when configuring an individual route in the route portion of the static statement to override a retain option specified in the defaults portion of the statement.</p> <p>retain—Have a static route remain in the forwarding table when the routing protocol process shuts down normally. Doing this greatly reduces the time required to restart a system that has a large number of routes in its routing table.</p>
Required Privilege Level	<p>routing—To view this statement in the configuration.</p> <p>routing-control—To add this statement to the configuration.</p>
Related Documentation	<ul style="list-style-type: none"> • <i>Examples: Configuring Static Routes</i> • static on page 135

reverse-oif-mapping

Syntax	reverse-oif-mapping { no-qos-adjust; }
Hierarchy Level	[edit logical-systems <i>logical-system-name</i> routing-instances <i>routing-instance-name</i> routing-options multicast <i>interface interface-name</i>], [edit logical-systems <i>logical-system-name</i> routing-options multicast <i>interface interface-name</i>], [edit routing-instances <i>routing-instance-name</i> routing-options multicast <i>interface interface-name</i>], [edit routing-options multicast <i>interface interface-name</i>]
Release Information	Statement introduced in Junos OS Release 9.2. Statement introduced in Junos OS Release 9.2 for EX Series switches. The no-qos-adjust statement added in Junos OS Release 9.5. The no-qos-adjust statement introduced in Junos OS Release 9.5 for EX Series switches. Statement introduced in Junos OS Release 11.3 for the QFX Series. Statement introduced in Junos OS Release 14.1X53-D20 for the OCX Series.
Description	Enable the routing device to identify a subscriber VLAN or interface based on an IGMP or MLD request it receives over the multicast VLAN. The remaining statement is explained separately.
Required Privilege Level	routing—To view this statement in the configuration. routing-control—To add this statement to the configuration.

rpf-check-policy (Routing Options RPF)

Syntax	<code>rpf-check-policy [<i>policy-names</i>];</code>
Hierarchy Level	[edit logical-systems <i>logical-system-name</i> routing-instances <i>routing-instance-name</i> routing-options multicast], [edit logical-systems <i>logical-system-name</i> routing-options multicast], [edit routing-instances <i>routing-instance-name</i> routing-options multicast], [edit routing-options multicast]
Release Information	Statement introduced in Junos OS Release 8.1. Statement introduced in Junos OS Release 9.0 for EX Series switches. Statement introduced in Junos OS Release 11.3 for the QFX Series. Statement introduced in Junos OS Release 12.3 for ACX Series routers. Statement introduced in Junos OS Release 14.1X53-D20 for the OCX Series.
Description	Apply policies for disabling RPF checks on arriving multicast packets. The policies must be correctly configured.
Options	<i>policy-names</i> —Name of one or more multicast RPF check policies.
Required Privilege Level	routing—To view this statement in the configuration. routing-control—To add this statement to the configuration.
Related Documentation	<ul style="list-style-type: none">• <i>Example: Configuring RPF Policies</i>

rib (General)

```
Syntax  rib routing-table-name {
        aggregate {
            defaults {
                ... aggregate-options ...
            }
            route destination-prefix {
                policy policy-name;
                ... aggregate-options ...
            }
        }
        generate {
            defaults {
                generate-options;
            }
            route destination-prefix {
                policy policy-name;
                generate-options;
            }
        }
        martians {
            destination-prefix match-type <allow>;
        }
    }
    static {
        defaults {
            static-options;
        }
        rib-group group-name;
        route destination-prefix {
            next-hop;
            static-options;
        }
    }
}
```

Hierarchy Level [edit logical-systems *logical-system-name* routing-instances *routing-instance-name* routing-options],
[edit logical-systems *logical-system-name* routing-options],
[edit routing-instances *routing-instance-name* routing-options],
[edit routing-options]

Release Information Statement introduced before Junos OS Release 7.4.
Statement introduced in Junos OS Release 9.0 for EX Series switches.
Statement introduced in Junos OS Release 11.3 for the QFX Series.
Statement introduced in Junos OS Release 14.1X53-D20 for the OCX Series.

Description Create a routing table.

Explicitly creating a routing table with ***routing-table-name*** is optional if you are not adding any static, martian, aggregate, or generated routes to the routing table and if you also are creating a routing table group.



NOTE: The IPv4 multicast routing table (`inet.1`) and the IPv6 multicast routing table (`inet6.1`) are not supported for this statement.

Default If you do not specify a routing table name with the *routing-table-name* option, the software uses the default routing tables, which are `inet.0` for unicast routes and `inet.1` for the multicast cache.

Options *routing-table-name*—Name of the routing table, in the following format:
protocol [.identifier].

In a routing instance, the routing table name must include the routing instance name.

For example, if the routing instance name is `link0`, the routing table name might be `link0.inet6.0`.

- *protocol* is the protocol family. It can be `inet6` for the IPv6 family, `inet` for the IPv4 family, `iso` for the ISO protocol family, or *instance-name.iso.0* for an ISO routing instance.
- *identifier* is a positive integer that specifies the instance of the routing table.

Default: `inet.0`

The remaining statements are explained separately.

Required Privilege Level `routing`—To view this statement in the configuration.
`routing-control`—To add this statement to the configuration.

Related Documentation

- *Example: Creating Routing Tables*
- *passive*

rib (Route Resolution)

Syntax	<pre> rib <i>routing-table-name</i> { import [<i>policy-names</i>]; resolution-ribs [<i>routing-table-names</i>]; } </pre>
Hierarchy Level	<p>[edit logical-systems <i>logical-system-name</i> routing-instances <i>routing-instance-name</i> routing-options resolution],</p> <p>[edit logical-systems <i>logical-system-name</i> routing-options resolution],</p> <p>[edit routing-instances <i>routing-instance-name</i> routing-options resolution],</p> <p>[edit routing-options resolution]</p>
Release Information	<p>Statement introduced before Junos OS Release 7.4.</p> <p>Statement introduced in Junos OS Release 9.0 for EX Series switches.</p> <p>Statement introduced in Junos OS Release 11.3 for the QFX Series.</p> <p>Statement introduced in Junos OS Release 14.1X53-D20 for the OCX Series.</p>
Description	<p>Specify a routing table name for route resolution.</p> <p>The remaining statements are explained separately.</p>
Required Privilege Level	<p>routing—To view this statement in the configuration.</p> <p>routing-control—To add this statement to the configuration.</p>
Related Documentation	<ul style="list-style-type: none"> • <i>Example: Configuring Route Resolution on PE Routers</i>

rib-group (Routing Options)

Syntax	<code>rib-group group-name;</code>
Hierarchy Level	<code>[edit logical-systems logical-system-name routing-instances routing-instance-name routing-options interface-routes],</code> <code>[edit logical-systems logical-system-name routing-options interface-routes],</code> <code>[edit logical-systems logical-system-name routing-options rib routing-table-name static],</code> <code>[edit logical-systems logical-system-name routing-options static],</code> <code>[edit routing-instances routing-instance-name routing-options interface-routes],</code> <code>[edit routing-options interface-routes],</code> <code>[edit routing-options rib routing-table-name static],</code> <code>[edit routing-options static]</code>
Release Information	Statement introduced before Junos OS Release 7.4. Statement introduced in Junos OS Release 9.0 for EX Series switches. Statement introduced in Junos OS Release 11.3 for the QFX Series. Statement introduced in Junos OS Release 14.1X53-D20 for the OCX Series.
Description	Configure which routing table groups interface routes are imported into.
Options	<i>group-name</i> —Name of the routing table group. The name must start with a letter and can include letters, numbers, and hyphens. It generally does not make sense to specify more than a single routing table group.
Required Privilege Level	<code>routing</code> —To view this statement in the configuration. <code>routing-control</code> —To add this statement to the configuration.
Related Documentation	<ul style="list-style-type: none">• <i>Example: Importing Direct and Static Routes Into a Routing Instance</i>• <i>Example: Exporting Specific Routes from One Routing Table Into Another Routing Table</i>• interface-routes on page 85• rib-groups on page 123

rib-groups

Syntax	<pre> rib-groups { group-name { export-rib group-name; import-policy [policy-names]; import-rib [group-names]; } } </pre>
Hierarchy Level	[edit logical-systems <i>logical-system-name</i> routing-options], [edit routing-options]
Release Information	<p>Statement introduced before Junos OS Release 7.4.</p> <p>Statement introduced in Junos OS Release 9.0 for EX Series switches.</p> <p>Statement introduced in Junos OS Release 11.3 for the QFX Series.</p> <p>Statement introduced in Junos OS Release 14.1X53-D20 for the OCX Series.</p>
Description	<p>Group one or more routing tables to form a routing table group. A routing protocol can import routes into all the routing tables in the group and can export routes from a single routing table.</p> <p>Each routing table group must contain one or more routing tables that Junos OS uses when importing routes (specified in the import-rib statement) and optionally can contain one routing table group that Junos OS uses when exporting routes to the routing protocols (specified in the export-rib statement).</p> <p>The first routing table you specify is the <i>primary routing table</i>, and any additional routing tables are the <i>secondary routing tables</i>.</p> <p>The primary routing table determines the address family of the routing table group. To configure an IP version 4 (IPv4) routing table group, specify inet.0 as the primary routing table. To configure an IP version 6 (IPv6) routing table group, specify inet6.0 as the primary routing table. If you configure an IPv6 routing table group, the primary and all secondary routing tables must be IPv6 routing tables (inet6.x).</p> <p>In Junos OS Release 9.5 and later, you can include both IPv4 and IPv6 routing tables in an IPv4 import routing table group using the import-rib statement. In releases prior to Junos OS Release 9.5, you can only include either IPv4 or IPv6 routing tables in the same import-rib statement. The ability to configure an import routing table group with both IPv4 and IPv6 routing tables enables you, for example, to populate the inet6.3 routing table with IPv6 addresses that are compatible with IPv4. Specify inet.0 as the primary routing table, and specify inet6.3 as a secondary routing table.</p>



NOTE: On EX Series switches, only dynamically learned routes can be imported from one routing table group to another.



NOTE: If you configure an import routing table group that includes both IPv4 and IPv6 routing tables, any corresponding export routing table group must include only IPv4 routing tables.

If you have configured a routing table, configure the OSPF primary instance at the **[edit protocols ospf]** hierarchy level with the statements needed for your network so that routes are installed in **inet.0** and in the forwarding table. Make sure to include the routing table group. For more information, see *Example: Configuring Multiple Routing Instances of OSPF*.

After specifying the routing table from which to import routes, you can apply one or more policies to control which routes are installed in the routing table group. To apply a policy to routes being imported into the routing table group, include the **import-policy** statement.

Options *group-name*—Name of the routing table group. The name must start with a letter and can include letters, numbers, and hyphens.


The remaining statements are explained separately.

Required Privilege Level routing—To view this statement in the configuration.
routing-control—To add this statement to the configuration.


Related Documentation

- *Example: Exporting Specific Routes from One Routing Table Into Another Routing Table*
- [rib-group on page 122](#)

route-distinguisher-id

Syntax	<code>route-distinguisher-id <i>ip-address</i>;</code>
Hierarchy Level	[edit logical-systems <i>logical-system-name</i> routing-options], [edit routing-options]
Release Information	Statement introduced before Junos OS Release 7.4. Statement introduced in Junos OS Release 9.0 for EX Series switches.
Description	<p>Automatically assign a route distinguisher to the routing instance.</p> <p>If you configure the route-distinguisher statement in addition to the route-distinguisher-id statement, the value configured for route-distinguisher supersedes the value generated from route-distinguisher-id.</p>
	<p> NOTE: To avoid a conflict in the two route distinguisher values, it is recommended to ensure that the first half of the route distinguisher obtained by configuring the route-distinguisher statement is different from the first half of the route distinguisher obtained by configuring the route-distinguisher-id statement.</p>
Options	<i>ip-address</i> —Address for routing instance.
Required Privilege Level	routing—To view this statement in the configuration. routing-control—To add this statement to the configuration.
Related Documentation	<ul style="list-style-type: none"> • <i>Example: Configuring BGP Route Target Filtering for VPNs</i> • <i>Configuring Routing Instances on PE Routers in VPNs</i>

route-record

Syntax	route-record;
Hierarchy Level	[edit logical-systems <i>logical-system-name</i> routing-options], [edit routing-options]
Release Information	Statement introduced before Junos OS Release 7.4. Statement introduced in Junos OS Release 9.0 for EX Series switches. Statement introduced in Junos OS Release 11.3 for the QFX Series. Statement introduced in Junos OS Release 14.1X53-D20 for the OCX Series.
Description	<p>Export the AS path and routing information to the traffic sampling process.</p> <p>Before you can perform flow aggregation, the routing protocol process must export the AS path and routing information to the sampling process.</p> <div><div></div><div><p>NOTE: Starting with Junos OS Release 15.1, when you commit a minor configuration change, the routing protocol process sends only AS paths that are active routes to the FPCs. Not all known AS paths are sent to the FPC, thereby considerably reducing the memory and CPU usage, resulting in a faster route record database update.</p></div></div>
Required Privilege Level	routing—To view this statement in the configuration. routing-control—To add this statement to the configuration.
Related Documentation	<ul style="list-style-type: none">• <i>Enabling Flow Aggregation</i>• <i>Junos OS Services Interfaces Library for Routing Devices</i>

router-id

Syntax	<code>router-id address;</code>
Hierarchy Level	[edit logical-systems <i>logical-system-name</i> routing-instances <i>routing-instance-name</i> routing-options], [edit logical-systems <i>logical-system-name</i> routing-options], [edit routing-instances <i>routing-instance-name</i> routing-options], [edit routing-options]
Release Information	Statement introduced before Junos OS Release 7.4. Statement introduced in Junos OS Release 9.0 for EX Series switches. Statement introduced in Junos OS Release 11.3 for the QFX Series. Statement introduced in Junos OS Release 12.3 for ACX Series routers. Statement introduced in Junos OS Release 14.1X53-D20 for the OCX Series.
Description	Specify the routing device's IP address. The router identifier is used by BGP and OSPF to identify the routing device from which a packet originated. The router identifier usually is the IP address of the local routing device. If you do not configure a router identifier, the IP address of the first interface to come online is used. This is usually the loopback interface. Otherwise, the first hardware interface with an IP address is used.



NOTE: We strongly recommend that you configure the router identifier under the [edit routing-options] hierarchy level to avoid unpredictable behavior if the interface address on a loopback interface changes.

You must configure a router-id in order for BGP and OSPF to function in a routing instance. Use the **show route instance detail** command to display the router-id value for a routing instance. If the router-id is 0.0.0.0, then the routing instance has no router-id.

For more information about the router identifier in OSPF, see *Example: Configuring an OSPF Router Identifier*.



NOTE: If you run OSPF for IPv6 or BGP for IPv6 in a routing instance, you must configure an IPv4 router identifier (**router-id**) in the routing instance itself. In other words, the IPv4 router-id in the main routing instance is not inherited by other routing instances. Even if you run *only* IPv6 OSPF or BGP in a routing instance, the IPv4 router-id must be configured because OSPF and BGP, even when used exclusively with IPv6, use the IPv4 router-id for handshaking. If you do not configure the IPv4 router-id in the IPv6 OSPF or BGP routing instance, then the IPv6 protocols will use invalid IPv4 address 0.0.0.0 and the adjacencies and connections will fail.

Options	address —IP address of the routing device. Default: Address of the first interface encountered by Junos OS
Required Privilege Level	routing—To view this statement in the configuration. routing-control—To add this statement to the configuration.
Related Documentation	<ul style="list-style-type: none">• <i>Examples: Configuring External BGP Peering</i>• <i>Examples: Configuring Internal BGP Peering</i>

routing-options

Syntax	routing-options { ... }
Hierarchy Level	[edit], [edit logical-systems <i>logical-system-name</i>], [edit logical-systems <i>logical-system-name</i> routing-instances <i>routing-instance-name</i>], [edit routing-instances <i>routing-instance-name</i>]
Release Information	Statement introduced before Junos OS Release 7.4. Statement introduced in Junos OS Release 9.0 for EX Series switches.
Description	Configure protocol-independent routing properties.
Required Privilege Level	routing—To view this statement in the configuration. routing-control—To add this statement to the configuration.
Related Documentation	<ul style="list-style-type: none">• <i>Protocol-Independent Routing Properties Feature Guide for Routing Devices</i>

scope

Syntax	<pre>scope scope-name { interface [interface-names]; prefix destination-prefix; }</pre>
Hierarchy Level	<p>[edit logical-systems <i>logical-system-name</i> routing-instances <i>routing-instance-name</i> routing-options multicast],</p> <p>[edit logical-systems <i>logical-system-name</i> routing-options multicast],</p> <p>[edit routing-instances <i>routing-instance-name</i> routing-options multicast],</p> <p>[edit routing-options multicast]</p>
Release Information	<p>Statement introduced before Junos OS Release 7.4.</p> <p>Statement introduced in Junos OS Release 9.0 for EX Series switches.</p> <p>Statement introduced in Junos OS Release 11.3 for the QFX Series.</p> <p>Statement introduced in Junos OS Release 12.3 for ACX Series routers.</p> <p>Statement introduced in Junos OS Release 14.1X53-D20 for the OCX Series.</p>
Description	Configure multicast scoping.
Options	<p><i>scope-name</i>—Name of the multicast scope.</p> <p>The remaining statements are explained separately.</p>
Required Privilege Level	<p>routing—To view this statement in the configuration.</p> <p>routing-control—To add this statement to the configuration.</p>
Related Documentation	<ul style="list-style-type: none"> • <i>Example: Creating a Named Scope for Multicast Scoping</i>

scope-policy

Syntax `scope-policy [policy-names];`

Hierarchy Level [edit logical-systems *logical-system-name* routing-options multicast],
[edit routing-options multicast]




NOTE: You can configure a scope policy at these two hierarchy levels only. You cannot apply a scope policy to a specific routing instance, because all scoping policies are applied to all routing instances. However, you can apply the `scope` statement to a specific routing instance at the [edit routing-instances *routing-instance-name* routing-options multicast] or [edit logical-systems *logical-system-name* routing-instances *routing-instance-name* routing-options multicast] hierarchy level.

Release Information	Statement introduced before Junos OS Release 7.4. Statement introduced in Junos OS Release 9.0 for EX Series switches. Statement introduced in Junos OS Release 11.3 for the QFX Series. Statement introduced in Junos OS Release 12.3 for ACX Series routers. Statement introduced in Junos OS Release 14.1X53-D20 for the OCX Series.
Description	Apply policies for scoping. The policy must be correctly configured at the edit policy-options policy-statement hierarchy level.
Options	<i>policy-names</i> —Name of one or more multicast scope policies.
Required Privilege Level	routing—To view this statement in the configuration. routing-control—To add this statement to the configuration.
Related Documentation	<ul style="list-style-type: none">• scope on page 129• <i>Example: Using a Scope Policy for Multicast Scoping</i>

source (Source-Specific Multicast)

Syntax	<code>source [<i>addresses</i>];</code>
Hierarchy Level	<p>[edit logical-systems <i>logical-system-name</i> routing-instances <i>routing-instance-name</i> routing-options multicast ssm-map <i>ssm-map-name</i>],</p> <p>[edit logical-systems <i>logical-system-name</i> routing-options multicast ssm-map <i>ssm-map-name</i>],</p> <p>[edit routing-instances <i>routing-instance-name</i> routing-options multicast ssm-map <i>ssm-map-name</i>],</p> <p>[edit routing-options multicast ssm-map <i>ssm-map-name</i>]</p>
Release Information	<p>Statement introduced in Junos OS Release 7.4.</p> <p>Statement introduced in Junos OS Release 9.0 for EX Series switches.</p> <p>Statement introduced in Junos OS Release 12.3 for ACX Series routers.</p>
Description	Specify IPv4 or IPv6 source addresses for an SSM map.
Options	<i>addresses</i> —IPv4 or IPv6 source addresses.
Required Privilege Level	<p>routing—To view this statement in the configuration.</p> <p>routing-control—To view this statement in the configuration.</p>
Related Documentation	<ul style="list-style-type: none"> • <i>Example: Configuring SSM Mapping</i>

source-routing

Syntax	source-routing { (ip ipv6) }
Hierarchy Level	[edit routing-options]
Release Information	Statement for IPv6 introduced in Junos OS Release 8.2. Statement for IPv4 introduced in Junos OS Release 8.5. Statement introduced in Junos OS Release 9.0 for EX Series switches. Statement introduced in Junos OS Release 12.3 for ACX Series routers.
Description	<p>Enable source routing.</p> <p>Source routing allows a sender of a packet to partially or completely specify the route the packet takes through the network. In contrast, in non-source routing protocols, routers in the network determine the path based on the packet's destination.</p> <div> NOTE: We recommend that you not use source routing. Instead, we recommend that you use policy-based routing or filter-based forwarding to route packets based on source addresses.</div>
Default	Disabled
Required Privilege Level	routing—To view this statement in the configuration. routing-control—To add this statement to the configuration.
Related Documentation	<ul style="list-style-type: none">• <i>Example: Configuring Filter-Based Forwarding on the Source Address</i>

ssm-groups

Syntax	<code>ssm-groups [<i>ip-addresses</i>];</code>
Hierarchy Level	<p>[edit logical-systems <i>logical-system-name</i> routing-instances <i>routing-instance-name</i> routing-options multicast],</p> <p>[edit logical-systems <i>logical-system-name</i> routing-options multicast],</p> <p>[edit routing-instances <i>routing-instance-name</i> routing-options multicast],</p> <p>[edit routing-options multicast]</p>
Release Information	<p>Statement introduced before Junos OS Release 7.4.</p> <p>Statement introduced in Junos OS Release 9.0 for EX Series switches.</p> <p>Statement introduced in Junos OS Release 12.1 for the QFX Series.</p> <p>Statement introduced in Junos OS Release 12.3 for ACX Series routers.</p> <p>Statement introduced in Junos OS Release 14.1X53-D20 for the OCX Series.</p>
Description	<p>Configure source-specific multicast (SSM) groups.</p> <p>By default, the SSM group multicast address is limited to the IP address range from 232.0.0.0 through 232.255.255.255. However, you can extend SSM operations into another Class D range by including the ssm-groups statement in the configuration. The default SSM address range from 232.0.0.0 through 232.255.255.255 cannot be used in the ssm-groups statement. This statement is for adding other multicast addresses to the default SSM group addresses. This statement does not override the default SSM group address range.</p> <p>IGMPv3 supports SSM groups. By utilizing inclusion lists, only sources that are specified send to the SSM group.</p>
Options	<i>ip-addresses</i> —List of one or more additional SSM group addresses separated by a space.
Required Privilege Level	<p>routing—To view this statement in the configuration.</p> <p>routing-control—To add this statement to the configuration.</p>
Related Documentation	<ul style="list-style-type: none"> • <i>Example: Configuring Source-Specific Multicast Groups with Any-Source Override</i>

Sample Output

show as-path domain

```
user@host> show as-path domain
Domain: 1          Primary: 10458
References:        3 Paths:      30383
Flags: Master
Local AS: 10458   Loops: 1
```



```

Next-hop reference count: 11
Interface: so-2/1/3.0
State: <Active NoReadvrt Int>
Local AS: 200
Age: 21:59
Task: IF
Announcement bits (2): 5-Resolve tree 2 6-Resolve tree 3
AS path: I

192.168.64.0/21 (1 entry, 1 announced)
*Direct Preference: 0
Next hop type: Interface
Next-hop reference count: 3
Next hop: via fxp0.0, selected
State: <Active Int>
Local AS: 200
Age: 21:37:10
Task: IF
Announcement bits (2): 5-Resolve tree 2 6-Resolve tree 3
AS path: I

192.168.70.19/32 (1 entry, 1 announced)
*Local Preference: 0
Next hop type: Local
Next-hop reference count: 11
Interface: fxp0.0
State: <Active NoReadvrt Int>
Local AS: 200
Age: 21:37:10
Task: IF
Announcement bits (2): 5-Resolve tree 2 6-Resolve tree 3
AS path: I

```

show route active-path extensive

```

user@host> show route active-path extensive

inet.0: 7 destinations, 7 routes (6 active, 0 holddown, 1 hidden)
10.255.70.19/32 (1 entry, 1 announced)
TSI:
IS-IS level 1, LSP fragment 0
IS-IS level 2, LSP fragment 0
*Direct Preference: 0
Next hop type: Interface
Next-hop reference count: 3
Next hop: via lo0.0, selected
State: <Active Int>
Local AS: 200
Age: 21:39:47
Task: IF
Announcement bits (3): 2-IS-IS 5-Resolve tree 2 6-Resolve tree 3

AS path: I

10.255.71.50/32 (1 entry, 1 announced)
TSI:
KRT in-kernel 10.255.71.50/32 -> {100.1.2.1}
IS-IS level 2, LSP fragment 0
*IS-IS Preference: 15
Level: 1
Next hop type: Router, Next hop index: 397

```

```

Next-hop reference count: 4
Next hop: 100.1.2.1 via so-2/1/3.0, selected
State: <Active Int>
Local AS: 200
Age: 24:08 Metric: 10
Task: IS-IS
Announcement bits (4): 0-KRT 2-IS-IS 5-Resolve tree 2 6-Resolve
tree 3
AS path: I

100.1.2.0/24 (1 entry, 1 announced)
TSI:
IS-IS level 1, LSP fragment 0
IS-IS level 2, LSP fragment 0
*Direct Preference: 0
Next hop type: Interface
Next-hop reference count: 3
Next hop: via so-2/1/3.0, selected
State: <Active Int>
Local AS: 200
Age: 24:31
Task: IF
Announcement bits (3): 2-IS-IS 5-Resolve tree 2 6-Resolve tree 3
AS path: I

100.1.2.2/32 (1 entry, 1 announced)
*Local Preference: 0
Next hop type: Local
Next-hop reference count: 11
Interface: so-2/1/3.0
State: <Active NoReadvrt Int>
Local AS: 200
Age: 24:36
Task: IF
Announcement bits (2): 5-Resolve tree 2 6-Resolve tree 3
AS path: I

192.168.64.0/21 (1 entry, 1 announced)
*Direct Preference: 0
Next hop type: Interface
Next-hop reference count: 3
Next hop: via fxp0.0, selected
State: <Active Int>
Local AS: 200
Age: 21:39:47
Task: IF
Announcement bits (2): 5-Resolve tree 2 6-Resolve tree 3
AS path: I

192.168.70.19/32 (1 entry, 1 announced)
*Local Preference: 0
Next hop type: Local
Next-hop reference count: 11
Interface: fxp0.0
State: <Active NoReadvrt Int>
Local AS: 200
Age: 21:39:47
Task: IF
Announcement bits (2): 5-Resolve tree 2 6-Resolve tree 3

```

AS path: I

show route active-path terse

```
user@host> show route active-path terse
```

```
inet.0: 7 destinations, 7 routes (6 active, 0 holddown, 1 hidden)
```

```
+ = Active Route, - = Last Active, * = Both
```

A	Destination	P	Prf	Metric 1	Metric 2	Next hop	AS path
*	10.255.70.19/32	D	0			>lo0.0	
*	10.255.71.50/32	I	15	10		>100.1.2.1	
*	100.1.2.0/24	D	0			>so-2/1/3.0	
*	100.1.2.2/32	L	0			Local	
*	192.168.64.0/21	D	0			>fxp0.0	
*	192.168.70.19/32	L	0			Local	

show route all

List of Syntax	Syntax on page 182 Syntax (EX Series Switches) on page 182
Syntax	show route all <logical-system (all <i>logical-system-name</i>)>
Syntax (EX Series Switches)	show route all
Release Information	Command introduced before Junos OS Release 7.4. Command introduced in Junos OS Release 9.0 for EX Series switches.
Description	Display information about all routes in all routing tables, including private, or internal, tables.
Options	none —Display information about all routes in all routing tables, including private, or internal, tables. logical-system (all <i>logical-system-name</i>) —(Optional) Perform this operation on all logical systems or on a particular logical system.
Required Privilege Level	view
Related Documentation	<ul style="list-style-type: none">• show route brief on page 189• show route detail on page 200
List of Sample Output	show route all on page 182
Output Fields	In Junos OS Release 9.5 and later, only the output fields for the show route all command display all routing tables, including private, or hidden, routing tables. The output field table of the show route command does not display entries for private, or hidden, routing tables in Junos OS Release 9.5 and later.

Sample Output

show route all

The following example displays a snippet of output from the **show route** command and then displays the same snippet of output from the **show route all** command:

```
user@host> show route
mpls.0: 7 destinations, 7 routes (5 active, 0 holddown, 2 hidden)
Restart Complete
+ = Active Route, - = Last Active, * = Both
0          *[MPLS/0] 2d 02:24:39, metric 1
            Receive
1          *[MPLS/0] 2d 02:24:39, metric 1
            Receive
2          *[MPLS/0] 2d 02:24:39, metric 1
            Receive
```

```

800017          *[VPLS/7] 1d 14:00:16
                 > via vt-3/2/0.32769, Pop
800018          *[VPLS/7] 1d 14:00:26
                 > via vt-3/2/0.32772, Pop

user@host> show route all
mpls.0: 7 destinations, 7 routes (5 active, 0 holddown, 2 hidden)
Restart Complete
+ = Active Route, - = Last Active, * = Both
0              *[MPLS/0] 2d 02:19:12, metric 1
                Receive
1              *[MPLS/0] 2d 02:19:12, metric 1
                Receive
2              *[MPLS/0] 2d 02:19:12, metric 1
                Receive
800017          *[VPLS/7] 1d 13:54:49
                 > via vt-3/2/0.32769, Pop
800018          *[VPLS/7] 1d 13:54:59
                 > via vt-3/2/0.32772, Pop
vt-3/2/0.32769  [VPLS/7] 1d 13:54:49
                Unusable
vt-3/2/0.32772  [VPLS/7] 1d 13:54:59
                Unusable

```

show route aspath-regex

List of Syntax	Syntax on page 184 Syntax (EX Series Switches) on page 184
Syntax	<code>show route aspath-regex <i>regular-expression</i></code> <code><logical-system (all <i>logical-system-name</i>)></code>
Syntax (EX Series Switches)	<code>show route aspath-regex <i>regular-expression</i></code>
Release Information	Command introduced before Junos OS Release 7.4. Command introduced in Junos OS Release 9.0 for EX Series switches.
Description	Display the entries in the routing table that match the specified autonomous system (AS) path regular expression.
Options	<i>regular-expression</i> —Regular expression that matches an entire AS path. <i>logical-system</i> (all <i>logical-system-name</i>) —(Optional) Perform this operation on all logical systems or on a particular logical system.
Additional Information	<p>You can specify a regular expression as:</p> <ul style="list-style-type: none">• An individual AS number• A period wildcard used in place of an AS number• An AS path regular expression that is enclosed in parentheses <p>You also can include the operators described in the table of AS path regular expression operators in the <i>Junos Policy Framework Configuration Guide</i>. The following list summarizes these operators:</p> <ul style="list-style-type: none">• <i>{m,n}</i>—At least <i>m</i> and at most <i>n</i> repetitions of the AS path term.• <i>{m}</i>—Exactly <i>m</i> repetitions of the AS path term.• <i>{m,}</i>—<i>m</i> or more repetitions of the AS path term.• <i>*</i>—Zero or more repetitions of an AS path term.• <i>+</i>—One or more repetitions of an AS path term.• <i>?</i>—Zero or one repetition of an AS path term.• <i>aspath_term</i> <i>aspath_term</i>—Match one of the two AS path terms. <p>When you specify more than one AS number or path term, or when you include an operator in the regular expression, enclose the entire regular expression in quotation marks. For example, to match any path that contains AS number 234, specify the following command:</p> <pre>show route aspath-regex ". * 234 . *"</pre>

Required Privilege Level	view
Related Documentation	<ul style="list-style-type: none"> • <i>Example: Using AS Path Regular Expressions</i>
List of Sample Output	show route aspath-regex (Matching a Specific AS Number) on page 185 show route aspath-regex (Matching Any Path with Two AS Numbers) on page 185
Output Fields	For information about output fields, see the output field table for the show route command.

Sample Output

show route aspath-regex (Matching a Specific AS Number)

```

user@host> show route aspath-regex 65477
inet.0: 46411 destinations, 46411 routes (46409 active, 0 holddown, 2 hidden)
+ = Active Route, - = Last Active, * = Both

111.222.1.0/25      *[BGP/170] 00:08:48, localpref 100, from 111.222.2.24
                   AS Path: [65477] ({65488 65535}) IGP
                   to 111.222.18.225 via fpa0.0(111.222.18.233)
111.222.1.128/25   *[IS-IS/15] 09:15:37, metric 37, tag 1
                   to 111.222.18.225 via fpa0.0(111.222.18.233)
                   [BGP/170] 00:08:48, localpref 100, from 111.222.2.24
                   AS Path: [65477] ({65488 65535}) IGP
                   to 111.222.18.225 via fpa0.0(111.222.18.233)
...

```

show route aspath-regex (Matching Any Path with Two AS Numbers)

```

user@host> show route aspath-regex ?.* 234 3561.*?

inet.0: 46351 destinations, 46351 routes (46349 active, 0 holddown, 2 hidden)
+ = Active Route, - = Last Active, * = Both

9.20.0.0/17        *[BGP/170] 01:35:00, localpref 100, from 131.103.20.49
                   AS Path: [666] 234 3561 2685 2686 Incomplete
                   to 192.156.169.1 via 192.156.169.14(so-0/0/0)
12.10.231.0/24     *[BGP/170] 01:35:00, localpref 100, from 131.103.20.49
                   AS Path: [666] 234 3561 5696 7369 IGP
                   to 192.156.169.1 via 192.156.169.14(so-0/0/0)
24.64.32.0/19      *[BGP/170] 01:34:59, localpref 100, from 131.103.20.49
                   AS Path: [666] 234 3561 6327 IGP
                   to 192.156.169.1 via 192.156.169.14(so-0/0/0)
...

```

show route best

List of Syntax	Syntax on page 186 Syntax (EX Series Switches) on page 186
Syntax	<code>show route best <i>destination-prefix</i></code> <code><brief detail extensive terse></code> <code><logical-system (all <i>logical-system-name</i>)></code>
Syntax (EX Series Switches)	<code>show route best <i>destination-prefix</i></code> <code><brief detail extensive terse></code>
Release Information	Command introduced before Junos OS Release 7.4. Command introduced in Junos OS Release 9.0 for EX Series switches.
Description	Display the route in the routing table that is the best route to the specified address or range of addresses. The best route is the longest matching route.
Options	brief detail extensive terse —(Optional) Display the specified level of output. If you do not specify a level of output, the system defaults to brief . <i>destination-prefix</i> —Address or range of addresses. logical-system (all <i>logical-system-name</i>) —(Optional) Perform this operation on all logical systems or on a particular logical system.
Required Privilege Level	view
Related Documentation	<ul style="list-style-type: none">• show route brief on page 189• show route detail on page 200
List of Sample Output	show route best on page 186 show route best detail on page 187 show route best extensive on page 188 show route best terse on page 188
Output Fields	For information about output fields, see the output field tables for the show route command, the show route detail command, the show route extensive command, or the show route terse command.

Sample Output

show route best

```
user@host> show route best 10.255.70.103
inet.0: 24 destinations, 25 routes (23 active, 0 holddown, 1 hidden)
Restart Complete
+ = Active Route, - = Last Active, * = Both
10.255.70.103/32    *[OSPF/10] 1d 13:19:20, metric 2
                  > to 10.31.1.6 via ge-3/1/0.0
                  via so-0/3/0.0
```

```

inet.3: 2 destinations, 2 routes (2 active, 0 holddown, 0 hidden)
Restart Complete
+ = Active Route, - = Last Active, * = Both
10.255.70.103/32  * [RSVP/7] 1d 13:20:13, metric 2
                  > via so-0/3/0.0, label-switched-path green-r1-r3

private1__inet.0: 2 destinations, 3 routes (2 active, 0 holddown, 0 hidden)
+ = Active Route, - = Last Active, * = Both
10.0.0.0/8        * [Direct/0] 2d 01:43:34
                  > via fxp2.0
                  [Direct/0] 2d 01:43:34
                  > via fxp1.0

```

show route best detail

```

user@host> show route best 10.255.70.103 detail
inet.0: 24 destinations, 25 routes (23 active, 0 holddown, 1 hidden)
Restart Complete
10.255.70.103/32 (1 entry, 1 announced)
  *OSPF   Preference: 10
          Next-hop reference count: 9
          Next hop: 10.31.1.6 via ge-3/1/0.0, selected
          Next hop: via so-0/3/0.0
          State: <Active Int>
          Local AS: 69
          Age: 1d 13:20:06      Metric: 2
          Area: 0.0.0.0
          Task: OSPF
          Announcement bits (2): 0-KRT 3-Resolve tree 2
          AS path: I

inet.3: 2 destinations, 2 routes (2 active, 0 holddown, 0 hidden)
Restart Complete
10.255.70.103/32 (1 entry, 1 announced)
  State: <FlashAll>
  *RSVP   Preference: 7
          Next-hop reference count: 5
          Next hop: via so-0/3/0.0 weight 0x1, selected
          Label-switched-path green-r1-r3
          Label operation: Push 100016
          State: <Active Int>
          Local AS: 69
          Age: 1d 13:20:59      Metric: 2
          Task: RSVP
          Announcement bits (1): 1-Resolve tree 2
          AS path: I

private1__inet.0: 2 destinations, 3 routes (2 active, 0 holddown, 0 hidden)
10.0.0.0/8 (2 entries, 0 announced)
  *Direct Preference: 0
          Next hop type: Interface
          Next-hop reference count: 1
          Next hop: via fxp2.0, selected
          State: <Active Int>
          Age: 2d 1:44:20
          Task: IF
          AS path: I
  Direct Preference: 0
          Next hop type: Interface
          Next-hop reference count: 1

```



```

Announcement bits (1): 0-KRT
AS path: I

ff02::16/128 (1 entry, 1 announced)
TSI:
KRT in-kernel ff02::16/128 -> {}
  *MLD Preference: 0
    Next-hop reference count: 18
    State: <Active NoReadvrt Int>
    Local AS: 69
    Age: 1:34:06
    Task: MLD
    Announcement bits (1): 0-KRT
    AS path: I

private.inet6.0: 1 destinations, 1 routes (1 active, 0 holddown, 0 hidden)

fe80::280:42ff:fe10:f179/128 (1 entry, 0 announced)
  *Direct Preference: 0
    Next hop type: Interface
    Next-hop reference count: 1
    Next hop: via lo0.16385, selected
    State: <Active NoReadvrt Int>
    Age: 1:34:07
    Task: IF
    AS path: I

green.l2vpn.0: 4 destinations, 4 routes (4 active, 0 holddown, 0 hidden)

10.255.70.103:1:3:1/96 (1 entry, 1 announced)
  *BGP Preference: 170/-101
    Route Distinguisher: 10.255.70.103:1
    Next-hop reference count: 7
    Source: 10.255.70.103
    Protocol next hop: 10.255.70.103
    Indirect next hop: 2 no-forward
    State: <Secondary Active Int Ext>
    Local AS: 69 Peer AS: 69
    Age: 1:28:12 Metric2: 1
    Task: BGP_69.10.255.70.103+179
    Announcement bits (1): 0-green-l2vpn
    AS path: I
    Communities: target:11111:1 Layer2-info: encaps:VPLS,
    control flags:, mtu: 0
    Label-base: 800008, range: 8
    Localpref: 100
    Router ID: 10.255.70.103
    Primary Routing Table bgp.l2vpn.0

10.255.71.52:1:1:1/96 (1 entry, 1 announced)
TSI:
Page 0 idx 0 Type 1 val 8699540
  *L2VPN Preference: 170/-1
    Next-hop reference count: 5
    Protocol next hop: 10.255.71.52
    Indirect next hop: 0 -
    State: <Active Int Ext>
    Age: 1:34:03 Metric2: 1
    Task: green-l2vpn
    Announcement bits (1): 1-BGP.0.0.0.0+179
    AS path: I

```

```

Communities: Layer2-info: encaps:VPLS, control flags:Site-Down,
mtu: 0
Label-base: 800016, range: 8, status-vector: 0x9F

10.255.71.52:1:5:1/96 (1 entry, 1 announced)
TSI:
Page 0 idx 0 Type 1 val 8699528
  *L2VPN Preference: 170/-101
    Next-hop reference count: 5
    Protocol next hop: 10.255.71.52
    Indirect next hop: 0 -
    State: <Active Int Ext>
    Age: 1:34:03 Metric2: 1
    Task: green-l2vpn
    Announcement bits (1): 1-BGP.0.0.0.0+179
    AS path: I
    Communities: Layer2-info: encaps:VPLS, control flags:, mtu: 0
    Label-base: 800008, range: 8, status-vector: 0x9F

...

12circuit.0: 2 destinations, 2 routes (2 active, 0 holddown, 0 hidden)
TSI:

10.245.255.63:CtrlWord:4:3:Local/96 (1 entry, 1 announced)
  *L2CKT Preference: 7
    Next hop: via so-1/1/2.0 weight 1, selected
    Label-switched-path my-lsp
    Label operation: Push 100000[0]
    Protocol next hop: 10.245.255.63 Indirect next hop: 86af000 296
    State: <Active Int>
    Local AS: 99
    Age: 10:21
    Task: 12 circuit
    Announcement bits (1): 0-LDP
    AS path: I
    VC Label 100000, MTU 1500, VLAN ID 512

55.0.0.0/24 (1 entry, 1 announced)
TSI:
KRT queued (pending) add
  55.0.0.0/24 -> {Push 300112}
    *BGP Preference: 170/-101
      Next hop type: Router
      Address: 0x925c208
      Next-hop reference count: 2
      Source: 10.0.0.9
      Next hop: 10.0.0.9 via ge-1/2/0.15, selected
      Label operation: Push 300112
      Label TTL action: prop-ttl
      State: <Active Ext>
      Local AS: 7019 Peer AS: 13979
      Age: 1w0d 23:06:56
      AIGP: 25
      Task: BGP_13979.10.0.0.9+56732
      Announcement bits (1): 0-KRT
      AS path: 13979 7018 I
      Accepted
      Route Label: 300112

```

```
Localpref: 100
Router ID: 10.9.9.1
```

show route extensive (Access Route)

```
user@host> show route 13.160.0.102 extensive
inet.0: 39256 destinations, 39258 routes (39255 active, 0 holddown, 1 hidden)
13.160.0.102/32 (1 entry, 1 announced)
TSI:
KRT in-kernel 13.160.0.102/32 -> {13.160.0.2}
OSPF area : 0.0.0.0, LSA ID : 13.160.0.102, LSA type : Extern
  *Access Preference: 13
    Next-hop reference count: 78472
    Next hop: 13.160.0.2 via fe-0/0/0.0, selected
    State: <Active Int>
  Age: 12
    Task: RPD Unix Domain Server./var/run/rpd_serv.local
    Announcement bits (2): 0-KRT 1-OSPFv2
    AS path: I
```

show route extensive (BGP PIC Edge)

```
user@host> show route 1.1.1.6 extensive
ed.inet.0: 6 destinations, 9 routes (6 active, 0 holddown, 0 hidden)
  1.1.1.6/32 (3 entries, 2 announced)
    State: <CalcForwarding>
  TSI:
  KRT in-kernel 1.1.1.6/32 -> {indirect(1048574), indirect(1048577)}
  Page 0 idx 0 Type 1 val 9219e30
    Nexthop: Self
    AS path: [2] 3 I
    Communities: target:2:1
  Path 1.1.1.6 from 1.1.1.4 Vector len 4. Val: 0
  ..
    #Multipath Preference: 255
      Next hop type: Indirect
      Address: 0x93f4010
      Next-hop reference count: 2
  ..
    Protocol next hop: 1.1.1.4
    Push 299824
    Indirect next hop: 944c000 1048574 INH Session ID: 0x3
    Indirect next hop: weight 0x1
    Protocol next hop: 1.1.1.5
    Push 299824
    Indirect next hop: 944c1d8 1048577 INH Session ID: 0x4
    Indirect next hop: weight 0x4000
    State: <ForwardingOnly Int Ext>
    Inactive reason: Forwarding use only
    Age: 25      Metric2: 15
    Validation State: unverified
    Task: RT
    Announcement bits (1): 0-KRT
    AS path: 3 I
    Communities: target:2:1
```

show route extensive (FRR and LFA)

```
user@host> show route 20.31.2.0 extensive
inet.0: 46 destinations, 49 routes (45 active, 0 holddown, 1 hidden)
20.31.2.0/24 (2 entries, 1 announced)
  State: FlashAll
```

```

TSI:
KRT in-kernel 20.31.2.0/24 -> {Push 299776, Push 299792}
  *RSVP   Preference: 7/1
          Next hop type: Router, Next hop index: 1048574
          Address: 0xbbbc010
          Next-hop reference count: 5
          Next hop: 10.31.1.2 via ge-2/1/8.0 weight 0x1, selected
          Label-switched-path europa-d-to-europa-e
          Label operation: Push 299776
          Label TTL action: prop-ttl
          Session Id: 0x201
          Next hop: 10.31.2.2 via ge-2/1/4.0 weight 0x4001
          Label-switched-path europa-d-to-europa-e
          Label operation: Push 299792
          Label TTL action: prop-ttl
          Session Id: 0x202
          State: Active Int
          Local AS: 100
          Age: 5:31 Metric: 2
          Task: RSVP
          Announcement bits (1): 0-KRT
          AS path: I
  OSPF   Preference: 10
          Next hop type: Router, Next hop index: 615
          Address: 0xb9d78c4
          Next-hop reference count: 7
          Next hop: 10.31.1.2 via ge-2/1/8.0, selected
          Session Id: 0x201
          State: Int
          Inactive reason: Route Preference
          Local AS: 100
          Age: 5:35 Metric: 3
          Area: 0.0.0.0
          Task: OSPF
          AS path: I

```

show route extensive (Route Reflector)

```

user@host> show route extensive
1.0.0.0/8 (1 entry, 1 announced)

TSI:
KRT in-kernel 1.0.0.0/8 -> {indirect(40)}
  *BGP   Preference: 170/-101
          Source: 192.168.4.214
          Protocol next hop: 207.17.136.192 Indirect next hop: 84ac908 40
          State: <Active Int Ext>
          Local AS: 10458 Peer AS: 10458
          Age: 3:09 Metric: 0 Metric2: 0
          Task: BGP_10458.192.168.4.214+1033
          Announcement bits (2): 0-KRT 4-Resolve inet.0
          AS path: 3944 7777 I <Originator>
          Cluster list: 1.1.1.1
          Originator ID: 10.255.245.88
          Communities: 7777:7777
          Localpref: 100
          Router ID: 4.4.4.4
          Indirect next hops: 1
            Protocol next hop: 207.17.136.192 Metric: 0
            Indirect next hop: 84ac908 40

```

Indirect path forwarding next hops: 0
Next hop type: Discard

show route label detail (Multipoint LDP Inband Signaling for Point-to-Multipoint LSPs)

```
user@host> show route label 299872 detail
mpls.0: 13 destinations, 13 routes (13 active, 0 holddown, 0 hidden)
299872 (1 entry, 1 announced)
  *LDP    Preference: 9
          Next hop type: Flood
          Next-hop reference count: 3
          Address: 0x9097d90
          Next hop: via vt-0/1/0.1
          Next-hop index: 661
          Label operation: Pop
          Address: 0x9172130
          Next hop: via so-0/0/3.0
          Next-hop index: 654
          Label operation: Swap 299872
          State: **Active Int>
          Local AS: 1001
          Age: 8:20      Metric: 1
          Task: LDP
          Announcement bits (1): 0-KRT
          AS path: I
          FECs bound to route: P2MP root-addr 10.255.72.166, grp 232.1.1.1,
src 192.168.142.2
```

show route label detail (Multipoint LDP with Multicast-Only Fast Reroute)

```
user@host> show route label 301568 detail

mpls.0: 18 destinations, 18 routes (18 active, 0 holddown, 0 hidden)
301568 (1 entry, 1 announced)
  *LDP    Preference: 9
          Next hop type: Flood
          Address: 0x2735208
          Next-hop reference count: 3
          Next hop type: Router, Next hop index: 1397
          Address: 0x2735d2c
          Next-hop reference count: 3
          Next hop: 1.3.8.2 via ge-1/2/22.0
          Label operation: Pop
          Load balance label: None;
          Next hop type: Router, Next hop index: 1395
          Address: 0x2736290
          Next-hop reference count: 3
          Next hop: 1.3.4.2 via ge-1/2/18.0
          Label operation: Pop
          Load balance label: None;
          State: <Active Int AckRequest MulticastRPF>
          Local AS: 10
          Age: 54:05      Metric: 1
          Validation State: unverified
          Task: LDP
          Announcement bits (1): 0-KRT
          AS path: I
          FECs bound to route: P2MP root-addr 1.1.1.1, grp: 232.1.1.1, src:
192.168.219.11
          Primary Upstream : 1.1.1.3:0--1.1.1.2:0
          RPF Nexthops :
```

```
ge-1/2/15.0, 1.2.94.1, Label: 301568, weight: 0x1
ge-1/2/14.0, 1.2.3.1, Label: 301568, weight: 0x1
Backup Upstream : 1.1.1.3:0--1.1.1.6:0
RPF Nexthops :
ge-1/2/20.0, 1.2.96.1, Label: 301584, weight: 0xfffe
ge-1/2/19.0, 1.3.6.1, Label: 301584, weight: 0xfffe
```

show route flow validation

List of Syntax	Syntax on page 241 Syntax (EX Series Switches) on page 241
Syntax	show route flow validation <brief detail> <ip-prefix> <table table-name> <logical-system (all logical-system-name)>
Syntax (EX Series Switches)	show route flow validation <brief detail> <ip-prefix> <table table-name>
Release Information	Command introduced before Junos OS Release 7.4. Command introduced in Junos OS Release 9.0 for EX Series switches.
Description	Display flow route information.
Options	<p>none—Display flow route information.</p> <p>brief detail—(Optional) Display the specified level of output. If you do not specify a level of output, the system defaults to brief.</p> <p>ip-prefix—(Optional) IP address for the flow route.</p> <p>logical-system (all logical-system-name)—(Optional) Perform this operation on all logical systems or on a particular logical system.</p> <p>table table-name—(Optional) Display flow route information for all routing tables whose name begins with this string (for example, inet.0 and inet6.0 are both displayed when you run the show route flow validation inet command).</p>
Required Privilege Level	view
List of Sample Output	show route flow validation on page 242
Output Fields	Table 21 on page 241 lists the output fields for the show route flow validation command. Output fields are listed in the approximate order in which they appear.

Table 21: show route flow validation Output Fields

Field Name	Field Description	Level of Output
<i>routing-table-name</i>	Name of the routing table (for example, inet.0).	All levels
<i>prefix</i>	Route address.	All levels
Active unicast route	Active route in the routing table.	All levels

Table 21: show route flow validation Output Fields (*continued*)

Field Name	Field Description	Level of Output
Dependent flow destinations	Number of flows for which there are routes in the routing table.	All levels
Origin	Source of the route flow.	All levels
Neighbor AS	Autonomous system identifier of the neighbor.	All levels
Flow destination	Number of entries and number of destinations that match the route flow.	All levels
Unicast best match	Destination that is the best match for the route flow.	All levels
Flags	Information about the route flow.	All levels

Sample Output

show route flow validation

```
user@host> show route flow validation
inet.0:
10.0.5.0/24Active unicast route
Dependent flow destinations: 1
Origin: 192.168.224.218, Neighbor AS: 65001
Flow destination (3 entries, 1 match origin)
Unicast best match: 10.0.5.0/24
Flags: SubtreeApex Consistent
```

show route inactive-path

List of Syntax	Syntax on page 243 Syntax (EX Series Switches) on page 243
Syntax	<pre>show route inactive-path <brief detail extensive terse> <logical-system (all <i>logical-system-name</i>)></pre>
Syntax (EX Series Switches)	<pre>show route inactive-path <brief detail extensive terse></pre>
Release Information	<p>Command introduced before Junos OS Release 7.4.</p> <p>Command introduced in Junos OS Release 9.0 for EX Series switches.</p>
Description	Display routes for destinations that have no active route. An inactive route is a route that was not selected as the best path.
Options	<p>none—Display all inactive routes.</p> <p>brief detail extensive terse—(Optional) Display the specified level of output. If you do not specify a level of output, the system defaults to brief.</p> <p>logical-system (all <i>logical-system-name</i>)—(Optional) Perform this operation on all logical systems or on a particular logical system.</p>
Required Privilege Level	view
Related Documentation	<ul style="list-style-type: none"> • show route active-path on page 177
List of Sample Output	show route inactive-path on page 243 show route inactive-path detail on page 244 show route inactive-path extensive on page 245 show route inactive-path terse on page 245
Output Fields	For information about output fields, see the output field tables for the show route command, the show route detail command, the show route extensive command, or the show route terse command.

Sample Output

show route inactive-path

```
user@host> show route inactive-path

inet.0: 25 destinations, 26 routes (24 active, 0 holddown, 1 hidden)
Restart Complete
+ = Active Route, - = Last Active, * = Both

10.12.100.12/30      [OSPF/10] 03:57:28, metric 1
> via so-0/3/0.0
```

```

private1___.inet.0: 2 destinations, 3 routes (2 active, 0 holddown, 0 hidden)
+ = Active Route, - = Last Active, * = Both

10.0.0.0/8          [Direct/0] 04:39:56
> via fxp1.0

red.inet.0: 6 destinations, 8 routes (4 active, 0 holddown, 3 hidden)
Restart Complete
+ = Active Route, - = Last Active, * = Both

10.12.80.0/30       [BGP/170] 04:38:17, localpref 100
                    AS path: 100 I
> to 10.12.80.1 via ge-6/3/2.0

iso.0: 1 destinations, 1 routes (1 active, 0 holddown, 0 hidden)
Restart Complete

mpls.0: 4 destinations, 4 routes (4 active, 0 holddown, 0 hidden)
Restart Complete

bgp.l3vpn.0: 3 destinations, 3 routes (0 active, 0 holddown, 3 hidden)
Restart Complete

inet6.0: 2 destinations, 2 routes (2 active, 0 holddown, 0 hidden)
Restart Complete

private1___.inet6.0: 1 destinations, 1 routes (1 active, 0 holddown, 0 hidden)

```

show route inactive-path detail

```

user@host> show route inactive-path detail

inet.0: 25 destinations, 26 routes (24 active, 0 holddown, 1 hidden)
Restart Complete

10.12.100.12/30 (2 entries, 1 announced)
  OSPF   Preference: 10
        Next-hop reference count: 1
        Next hop: via so-0/3/0.0, selected
        State: <Int>
        Inactive reason: Route Preference
        Local AS:      1
        Age: 3:58:24   Metric: 1
        Area: 0.0.0.0
        Task: OSPF
        AS path: I

private1___.inet.0: 2 destinations, 3 routes (2 active, 0 holddown, 0 hidden)

10.0.0.0/8 (2 entries, 0 announced)
  Direct Preference: 0
        Next hop type: Interface
        Next-hop reference count: 1
        Next hop: via fxp1.0, selected
        State: <NotBest Int>
        Inactive reason: No difference
        Age: 4:40:52
        Task: IF
        AS path: I

```

```
red.inet.0: 6 destinations, 8 routes (4 active, 0 holddown, 3 hidden)
Restart Complete
```

```
10.12.80.0/30 (2 entries, 1 announced)
  BGP      Preference: 170/-101
           Next-hop reference count: 6
           Source: 10.12.80.1
           Next hop: 10.12.80.1 via ge-6/3/2.0, selected
           State: <Ext>
           Inactive reason: Route Preference
           Peer AS: 100
           Age: 4:39:13
           Task: BGP_100.10.12.80.1+179
           AS path: 100 I
           Localpref: 100
           Router ID: 10.0.0.0
```

show route inactive-path extensive

The output for the **show route inactive-path extensive** command is identical to that of the **show route inactive-path detail** command. For sample output, see [show route inactive-path detail on page 244](#).

show route inactive-path terse

```
user@host> show route inactive-path terse
```

```
inet.0: 25 destinations, 26 routes (24 active, 0 holddown, 1 hidden)
Restart Complete
+ = Active Route, - = Last Active, * = Both
```

A	Destination	P	Prf	Metric 1	Metric 2	Next hop	AS path
	10.12.100.12/30	0	10	1		>so-0/3/0.0	

```
private1__inet.0: 2 destinations, 3 routes (2 active, 0 holddown, 0 hidden)
+ = Active Route, - = Last Active, * = Both
```

A	Destination	P	Prf	Metric 1	Metric 2	Next hop	AS path
	10.0.0.0/8	D	0			>fxp1.0	

```
red.inet.0: 6 destinations, 8 routes (4 active, 0 holddown, 3 hidden)
Restart Complete
+ = Active Route, - = Last Active, * = Both
```

A	Destination	P	Prf	Metric 1	Metric 2	Next hop	AS path
	10.12.80.0/30	B	170	100		>10.12.80.1	100 I

```
iso.0: 1 destinations, 1 routes (1 active, 0 holddown, 0 hidden)
Restart Complete
```

```
mpls.0: 4 destinations, 4 routes (4 active, 0 holddown, 0 hidden)
Restart Complete
```

```
bgp.l3vpn.0: 3 destinations, 3 routes (0 active, 0 holddown, 3 hidden)
Restart Complete
```

```
inet6.0: 2 destinations, 2 routes (2 active, 0 holddown, 0 hidden)
Restart Complete
```

```
private1___.inet6.0: 1 destinations, 1 routes (1 active, 0 holddown, 0 hidden)
```

show route inactive-prefix

List of Syntax	Syntax on page 247 Syntax (EX Series Switches) on page 247
Syntax	<pre>show route inactive-prefix <brief detail extensive terse> <logical-system (all <i>logical-system-name</i>)></pre>
Syntax (EX Series Switches)	<pre>show route inactive-prefix <brief detail extensive terse></pre>
Release Information	<p>Command introduced before Junos OS Release 7.4.</p> <p>Command introduced in Junos OS Release 9.0 for EX Series switches.</p>
Description	Display inactive route destinations in each routing table.
Options	<p>none—Display all inactive route destination.</p> <p>brief detail extensive terse—(Optional) Display the specified level of output. If you do not specify a level of output, the system defaults to brief.</p> <p>logical-system (all <i>logical-system-name</i>)—(Optional) Perform this operation on all logical systems or on a particular logical system.</p>
Required Privilege Level	view
List of Sample Output	show route inactive-prefix on page 247 show route inactive-prefix detail on page 247 show route inactive-prefix extensive on page 248 show route inactive-prefix terse on page 248
Output Fields	For information about output fields, see the output field tables for the show route command, the show route detail command, the show route extensive command, or the show route terse command.

Sample Output

show route inactive-prefix

```
user@host> show route inactive-prefix

inet.0: 14 destinations, 14 routes (13 active, 0 holddown, 1 hidden)
+ = Active Route, - = Last Active, * = Both

127.0.0.1/32          [Direct/0] 00:04:54
> via lo0.0
```

show route inactive-prefix detail

```
user@host> show route inactive-prefix detail

inet.0: 14 destinations, 14 routes (13 active, 0 holddown, 1 hidden)
```

```
127.0.0.1/32 (1 entry, 0 announced)
  Direct Preference: 0
    Next hop type: Interface
    Next-hop reference count: 1
    Next hop: via lo0.0, selected
    State: <Hidden Martian Int>
    Age: 4:51
    Task: IF
    AS path: I00:04:54
      > via lo0.0
```

`show route inactive-prefix extensive`

The output for the `show route inactive-prefix extensive` command is identical to that of the `show route inactive-path detail` command. For sample output, see [show route inactive-prefix detail on page 247](#).

`show route inactive-prefix terse`

```
user@host> show route inactive-prefix terse
```

```
inet.0: 18 destinations, 18 routes (17 active, 0 holddown, 1 hidden)
+ = Active Route, - = Last Active, * = Both
```

A Destination	P Prf	Metric 1	Metric 2	Next hop	AS path
127.0.0.1/32	D 0			>lo0.0	

show route instance

List of Syntax	Syntax on page 249 Syntax (EX Series Switches and QFX Series) on page 249
Syntax	<pre>show route instance <brief detail summary> <instance-name> <logical-system (all logical-system-name)> <operational></pre>
Syntax (EX Series Switches and QFX Series)	<pre>show route instance <brief detail summary> <instance-name> <operational></pre>
Release Information	<p>Command introduced before Junos OS Release 7.4.</p> <p>Command introduced in Junos OS Release 9.0 for EX Series switches.</p> <p>Command introduced in Junos OS Release 11.3 for the QFX Series.</p> <p>Command introduced in Junos OS Release 14.1X53-D20 for the OCX Series.</p>
Description	Display routing instance information.
Options	<p>none—(Same as brief) Display standard information about all routing instances.</p> <p>brief detail summary—(Optional) Display the specified level of output. If you do not specify a level of output, the system defaults to brief. (These options are not available with the operational keyword.)</p> <p>instance-name—(Optional) Display information for all routing instances whose name begins with this string (for example, cust1, cust11, and cust111 are all displayed when you run the show route instance cust1 command).</p> <p>logical-system (all logical-system-name)—(Optional) Perform this operation on all logical systems or on a particular logical system.</p> <p>operational—(Optional) Display operational routing instances.</p>
Required Privilege Level	view
Related Documentation	<ul style="list-style-type: none"> • <i>Example: Transporting IPv6 Traffic Across IPv4 Using Filter-Based Tunneling</i> • <i>Example: Configuring the Helper Capability Mode for OSPFv3 Graceful Restart</i>
List of Sample Output	show route instance on page 251 show route instance detail (Graceful Restart Complete) on page 251 show route instance detail (Graceful Restart Incomplete) on page 253 show route instance detail (VPLS Routing Instance) on page 254 show route instance operational on page 255 show route instance summary on page 255

Output Fields Table 22 on page 250 lists the output fields for the **show route instance** command. Output fields are listed in the approximate order in which they appear.

Table 22: show route instance Output Fields

Field Name	Field Description	Level of Output
Instance or <i>instance-name</i>	Name of the routing instance.	All levels
Operational Routing Instances	(operational keyword only) Names of all operational routing instances.	—
Type	Type of routing instance: forwarding , l2vpn , no-forwarding , vpls , virtual-router , or vrf .	All levels
State	State of the routing instance: active or inactive .	brief detail none
Interfaces	Name of interfaces belonging to this routing instance.	brief detail none
Restart State	Status of graceful restart for this instance: Pending or Complete .	detail
Path selection timeout	Maximum amount of time, in seconds, remaining until graceful restart is declared complete. The default is 300 .	detail
Tables	Tables (and number of routes) associated with this routing instance.	brief detail none
Route-distinguisher	Unique route distinguisher associated with this routing instance.	detail
Vrf-import	VPN routing and forwarding instance import policy name.	detail
Vrf-export	VPN routing and forwarding instance export policy name.	detail
Vrf-import-target	VPN routing and forwarding instance import target community name.	detail
Vrf-export-target	VPN routing and forwarding instance export target community name.	detail
Vrf-edge-protection-id	Context identifier configured for edge-protection.	detail
Fast-reroute-priority	Fast reroute priority setting for a VPLS routing instance: high , medium , or low . The default is low .	detail
Restart State	Restart state: <ul style="list-style-type: none"> Pending:protocol-name—List of protocols that have not yet completed graceful restart for this routing table. Complete—All protocols have restarted for this routing table. 	detail
Primary rib	Primary table for this routing instance.	brief none summary
Active/holddown/hidden	Number of active, hold-down, and hidden routes.	All levels

Sample Output

show route instance

```

user@host> show route instance
Instance           Type
Primary RIB
master             forwarding
    inet.0         16/0/1
    iso.0          1/0/0
    mpls.0         0/0/0
    inet6.0        2/0/0
    l2circuit.0    0/0/0
__juniper_private1__ forwarding
    __juniper_private1__.inet.0 12/0/0
    __juniper_private1__.inet6.0 1/0/0

```

show route instance detail (Graceful Restart Complete)

```

user@host> show route instance detail
master:
  Router ID: 10.255.14.176
  Type: forwarding      State: Active
  Restart State: Complete Path selection timeout: 300
  Tables:
    inet.0              : 17 routes (15 active, 0 holddown, 1 hidden)
    Restart Complete
    inet.3              : 2 routes (2 active, 0 holddown, 0 hidden)
    Restart Complete
    iso.0               : 1 routes (1 active, 0 holddown, 0 hidden)
    Restart Complete
    mpls.0              : 19 routes (19 active, 0 holddown, 0 hidden)
    Restart Complete
    bgp.l3vpn.0         : 10 routes (10 active, 0 holddown, 0 hidden)
    Restart Complete
    inet6.0             : 2 routes (2 active, 0 holddown, 0 hidden)
    Restart Complete
    bgp.l2vpn.0         : 1 routes (1 active, 0 holddown, 0 hidden)
    Restart Complete
  BGP-INET:
    Router ID: 10.69.103.1
    Type: vrf            State: Active
    Restart State: Complete Path selection timeout: 300
    Interfaces:
      t3-0/0/0.103
    Route-distinguisher: 10.255.14.176:103
    Vrf-import: [ BGP-INET-import ]
    Vrf-export: [ BGP-INET-export ]
    Tables:
      BGP-INET.inet.0    : 4 routes (4 active, 0 holddown, 0 hidden)
      Restart Complete
  BGP-L:
    Router ID: 10.69.104.1
    Type: vrf            State: Active
    Restart State: Complete Path selection timeout: 300
    Interfaces:
      t3-0/0/0.104
    Route-distinguisher: 10.255.14.176:104
    Vrf-import: [ BGP-L-import ]
    Vrf-export: [ BGP-L-export ]
    Tables:

```

```
BGP-L.inet.0          : 4 routes (4 active, 0 holddown, 0 hidden)
Restart Complete
BGP-L.mpls.0          : 3 routes (3 active, 0 holddown, 0 hidden)
Restart Complete
L2VPN:
Router ID: 0.0.0.0
Type: l2vpn            State: Active
Restart State: Complete Path selection timeout: 300
Interfaces:
t3-0/0/0.512
Route-distinguisher: 10.255.14.176:512
Vrf-import: [ L2VPN-import ]
Vrf-export: [ L2VPN-export ]
Tables:
L2VPN.l2vpn.0         : 2 routes (2 active, 0 holddown, 0 hidden)
Restart Complete
LDP:
Router ID: 10.69.105.1
Type: vrf              State: Active
Restart State: Complete Path selection timeout: 300
Interfaces:
t3-0/0/0.105
Route-distinguisher: 10.255.14.176:105
Vrf-import: [ LDP-import ]
Vrf-export: [ LDP-export ]
Tables:
LDP.inet.0            : 5 routes (4 active, 0 holddown, 0 hidden)
Restart Complete
OSPF:
Router ID: 10.69.101.1
Type: vrf              State: Active
Restart State: Complete Path selection timeout: 300
Interfaces:
t3-0/0/0.101
Route-distinguisher: 10.255.14.176:101
Vrf-import: [ OSPF-import ]
Vrf-export: [ OSPF-export ]
Vrf-import-target: [ target:11111
Tables:
OSPF.inet.0           : 8 routes (7 active, 0 holddown, 0 hidden)
Restart Complete
RIP:
Router ID: 10.69.102.1
Type: vrf              State: Active
Restart State: Complete Path selection timeout: 300
Interfaces:
t3-0/0/0.102
Route-distinguisher: 10.255.14.176:102
Vrf-import: [ RIP-import ]
Vrf-export: [ RIP-export ]
Tables:
RIP.inet.0            : 6 routes (6 active, 0 holddown, 0 hidden)
Restart Complete
STATIC:
Router ID: 10.69.100.1
Type: vrf              State: Active
Restart State: Complete Path selection timeout: 300
Interfaces:
t3-0/0/0.100
Route-distinguisher: 10.255.14.176:100
Vrf-import: [ STATIC-import ]
```

```
Vrf-export: [ STATIC-export ]
Tables:
  STATIC.inet.0      : 4 routes (4 active, 0 holddown, 0 hidden)
  Restart Complete
```

show route instance detail (Graceful Restart Incomplete)

```
user@host> show route instance detail
master:
  Router ID: 10.255.14.176
  Type: forwarding      State: Active
  Restart State: Pending Path selection timeout: 300
  Tables:
    inet.0              : 17 routes (15 active, 1 holddown, 1 hidden)
    Restart Pending: OSPF LDP
    inet.3              : 2 routes (2 active, 0 holddown, 0 hidden)
    Restart Pending: OSPF LDP
    iso.0               : 1 routes (1 active, 0 holddown, 0 hidden)
    Restart Complete
    mpls.0              : 23 routes (23 active, 0 holddown, 0 hidden)
    Restart Pending: LDP VPN
    bgp.l3vpn.0         : 10 routes (10 active, 0 holddown, 0 hidden)
    Restart Pending: BGP VPN
    inet6.0             : 2 routes (2 active, 0 holddown, 0 hidden)
    Restart Complete
    bgp.l2vpn.0         : 1 routes (1 active, 0 holddown, 0 hidden)
    Restart Pending: BGP VPN
  BGP-INET:
    Router ID: 10.69.103.1
    Type: vrf            State: Active
    Restart State: Pending Path selection timeout: 300
    Interfaces:
      t3-0/0/0.103
    Route-distinguisher: 10.255.14.176:103
    Vrf-import: [ BGP-INET-import ]
    Vrf-export: [ BGP-INET-export ]
    Tables:
      BGP-INET.inet.0   : 6 routes (5 active, 0 holddown, 0 hidden)
      Restart Pending: VPN
  BGP-L:
    Router ID: 10.69.104.1
    Type: vrf            State: Active
    Restart State: Pending Path selection timeout: 300
    Interfaces:
      t3-0/0/0.104
    Route-distinguisher: 10.255.14.176:104
    Vrf-import: [ BGP-L-import ]
    Vrf-export: [ BGP-L-export ]
    Tables:
      BGP-L.inet.0      : 6 routes (5 active, 0 holddown, 0 hidden)
      Restart Pending: VPN
      BGP-L.mpls.0      : 2 routes (2 active, 0 holddown, 0 hidden)
      Restart Pending: VPN
  L2VPN:
    Router ID: 0.0.0.0
    Type: l2vpn          State: Active
    Restart State: Pending Path selection timeout: 300
    Interfaces:
      t3-0/0/0.512
    Route-distinguisher: 10.255.14.176:512
    Vrf-import: [ L2VPN-import ]
```

```

Vrf-export: [ L2VPN-export ]
Tables:
  L2VPN.l2vpn.0          : 2 routes (2 active, 0 holddown, 0 hidden)
  Restart Pending: VPN L2VPN
LDP:
  Router ID: 10.69.105.1
  Type: vrf               State: Active
  Restart State: Pending  Path selection timeout: 300
  Interfaces:
    t3-0/0/0.105
  Route-distinguisher: 10.255.14.176:105
  Vrf-import: [ LDP-import ]
  Vrf-export: [ LDP-export ]
  Tables:
    LDP.inet.0            : 5 routes (4 active, 1 holddown, 0 hidden)
    Restart Pending: OSPF LDP VPN
OSPF:
  Router ID: 10.69.101.1
  Type: vrf               State: Active
  Restart State: Pending  Path selection timeout: 300
  Interfaces:
    t3-0/0/0.101
  Route-distinguisher: 10.255.14.176:101
  Vrf-import: [ OSPF-import ]
  Vrf-export: [ OSPF-export ]
  Tables:
    OSPF.inet.0           : 8 routes (7 active, 1 holddown, 0 hidden)
    Restart Pending: OSPF VPN
RIP:
  Router ID: 10.69.102.1
  Type: vrf               State: Active
  Restart State: Pending  Path selection timeout: 300
  Interfaces:
    t3-0/0/0.102
  Route-distinguisher: 10.255.14.176:102
  Vrf-import: [ RIP-import ]
  Vrf-export: [ RIP-export ]
  Tables:
    RIP.inet.0            : 8 routes (6 active, 2 holddown, 0 hidden)
    Restart Pending: RIP VPN
STATIC:
  Router ID: 10.69.100.1
  Type: vrf               State: Active
  Restart State: Pending  Path selection timeout: 300
  Interfaces:
    t3-0/0/0.100
  Route-distinguisher: 10.255.14.176:100
  Vrf-import: [ STATIC-import ]
  Vrf-export: [ STATIC-export ]
  Tables:
    STATIC.inet.0         : 4 routes (4 active, 0 holddown, 0 hidden)
    Restart Pending: VPN

```

show route instance detail (VPLS Routing Instance)

```

user@host> show route instance detail test-vpls
test-vpls:
  Router ID: 0.0.0.0
  Type: vpls              State: Active
  Interfaces:
    lsi.1048833

```

```

ls1.1048832
fe-0/1/0.513
Route-distinguisher: 10.255.37.65:1
Vrf-import: [ __vrf-import-test-vpls-internal__ ]
Vrf-export: [ __vrf-export-test-vpls-internal__ ]
Vrf-import-target: [ target:300:1 ]
Vrf-export-target: [ target:300:1 ]
Vrf-edge-protection-id: 166.1.3.1 Fast-reroute-priority: high
Tables:
test-vpls.l2vpn.0          : 3 routes (3 active, 0 holddown, 0 hidden)

```

show route instance operational

```

user@host> show route instance operational
Operational Routing Instances:

master
default

```

show route instance summary

```

user@host> show route instance summary

```

Instance	Type	Primary rib	Active/holddown/hidden
master	forwarding	inet.0	15/0/1
		iso.0	1/0/0
		mpls.0	35/0/0
		l3vpn.0	0/0/0
		inet6.0	2/0/0
		l2vpn.0	0/0/0
		l2circuit.0	0/0/0
BGP-INET	vrf	BGP-INET.inet.0	5/0/0
		BGP-INET.iso.0	0/0/0
		BGP-INET.inet6.0	0/0/0
BGP-L	vrf	BGP-L.inet.0	5/0/0
		BGP-L.iso.0	0/0/0
		BGP-L.mpls.0	4/0/0
		BGP-L.inet6.0	0/0/0
L2VPN	l2vpn	L2VPN.inet.0	0/0/0
		L2VPN.iso.0	0/0/0
		L2VPN.inet6.0	0/0/0
		L2VPN.l2vpn.0	2/0/0
LDP	vrf	LDP.inet.0	4/0/0
		LDP.iso.0	0/0/0
		LDP.mpls.0	0/0/0
		LDP.inet6.0	0/0/0
		LDP.l2circuit.0	0/0/0
OSPF	vrf	OSPF.inet.0	7/0/0
		OSPF.iso.0	0/0/0
		OSPF.inet6.0	0/0/0
RIP	vrf	RIP.inet.0	6/0/0
		RIP.iso.0	0/0/0
		RIP.inet6.0	0/0/0
STATIC	vrf	STATIC.inet.0	4/0/0

STATIC.iso.0	0/0/0
STATIC.inet6.0	0/0/0

show route label

List of Syntax	Syntax on page 257 Syntax (EX Series Switches) on page 257
Syntax	show route label <i>label</i> <brief detail extensive terse> <logical-system (all <i>logical-system-name</i>)>
Syntax (EX Series Switches)	show route label <i>label</i> <brief detail extensive terse>
Release Information	Command introduced before Junos OS Release 7.4. Command introduced in Junos OS Release 9.5 for EX Series switches.
Description	Display the routes based on a specified Multiprotocol Label Switching (MPLS) label value.
Options	<i>label</i> —Value of the MPLS label. brief detail extensive terse —(Optional) Display the specified level of output. If you do not specify a level of output, the system defaults to brief. logical-system (all <i>logical-system-name</i>) —(Optional) Perform this operation on all logical systems or on a particular logical system.
Required Privilege Level	view
Related Documentation	<ul style="list-style-type: none"> Example: Configuring Multipoint LDP In-Band Signaling for Point-to-Multipoint LSPs
List of Sample Output	show route label terse on page 257 show route label on page 258 show route label detail on page 258 show route label detail (Multipoint LDP Inband Signaling for Point-to-Multipoint LSPs) on page 258 show route label detail (Multipoint LDP with Multicast-Only Fast Reroute) on page 259 show route label extensive on page 259
Output Fields	For information about output fields, see the output field table for the show route command, the show route detail command, the show route extensive command, or the show route terse command.

Sample Output

show route label terse

```

user@host> show route label 100016 terse

mpls.0: 4 destinations, 4 routes (4 active, 0 holddown, 0 hidden)
Restart Complete
+ = Active Route, - = Last Active, * = Both

```

A Destination	P Prf	Metric 1	Metric 2	Next hop	AS path
* 100016	V 170			>10.12.80.1	

show route label

```
user@host> show route label 100016
```

```
mpls.0: 4 destinations, 4 routes (4 active, 0 holddown, 0 hidden)
Restart Complete
+ = Active Route, - = Last Active, * = Both
100016          *[VPN/170] 03:25:41
                > to 10.12.80.1 via ge-6/3/2.0, Pop
```

show route label detail

```
user@host> show route label 100016 detail
```

```
mpls.0: 4 destinations, 4 routes (4 active, 0 holddown, 0 hidden)
Restart Complete
100016 (1 entry, 1 announced)
    *VPN      Preference: 170
              Next-hop reference count: 2
              Source: 10.12.80.1
              Next hop: 10.12.80.1 via ge-6/3/2.0, selected
              Label operation: Pop
              State: <Active Int Ext>
              Local AS: 1
              Age: 3:23:31
              Task: BGP.0.0.0.0+179
              Announcement bits (1): 0-KRT
              AS path: 100 I
              Ref Cnt: 2
```

show route label detail (Multipoint LDP Inband Signaling for Point-to-Multipoint LSPs)

```
user@host> show route label 299872 detail
```

```
mpls.0: 13 destinations, 13 routes (13 active, 0 holddown, 0 hidden)
299872 (1 entry, 1 announced)
    *LDP      Preference: 9
              Next hop type: Flood
              Next-hop reference count: 3
              Address: 0x9097d90
              Next hop: via vt-0/1/0.1
              Next-hop index: 661
              Label operation: Pop
              Address: 0x9172130
              Next hop: via so-0/0/3.0
              Next-hop index: 654
              Label operation: Swap 299872
              State: **Active Int>
              Local AS: 1001
              Age: 8:20      Metric: 1
              Task: LDP
              Announcement bits (1): 0-KRT
              AS path: I
              FECs bound to route: P2MP root-addr 10.255.72.166, grp 232.1.1.1,
src 192.168.142.2
```

show route label detail (Multipoint LDP with Multicast-Only Fast Reroute)

```

user@host> show route label 301568 detail

mpls.0: 18 destinations, 18 routes (18 active, 0 holddown, 0 hidden)
301568 (1 entry, 1 announced)
  *LDP    Preference: 9
          Next hop type: Flood
          Address: 0x2735208
          Next-hop reference count: 3
          Next hop type: Router, Next hop index: 1397
          Address: 0x2735d2c
          Next-hop reference count: 3
          Next hop: 1.3.8.2 via ge-1/2/22.0
          Label operation: Pop
          Load balance label: None;
          Next hop type: Router, Next hop index: 1395
          Address: 0x2736290
          Next-hop reference count: 3
          Next hop: 1.3.4.2 via ge-1/2/18.0
          Label operation: Pop
          Load balance label: None;
          State: <Active Int AckRequest MulticastRPF>
          Local AS: 10
          Age: 54:05      Metric: 1
          Validation State: unverified
          Task: LDP
          Announcement bits (1): 0-KRT
          AS path: I
          FECs bound to route: P2MP root-addr 1.1.1.1, grp: 232.1.1.1, src:
192.168.219.11
          Primary Upstream : 1.1.1.3:0--1.1.1.2:0
          RPF Nexthops :
              ge-1/2/15.0, 1.2.94.1, Label: 301568, weight: 0x1
              ge-1/2/14.0, 1.2.3.1, Label: 301568, weight: 0x1
          Backup Upstream : 1.1.1.3:0--1.1.1.6:0
          RPF Nexthops :
              ge-1/2/20.0, 1.2.96.1, Label: 301584, weight: 0xffffe
              ge-1/2/19.0, 1.3.6.1, Label: 301584, weight: 0xffffe

```

show route label extensive

The output for the **show route label extensive** command is identical to that of the **show route label detail** command. For sample output, see [show route label detail on page 258](#).

show route label-switched-path

List of Syntax	Syntax on page 260 Syntax (EX Series Switches) on page 260
Syntax	show route label-switched-path <i>path-name</i> <brief detail extensive terse> <logical-system (all <i>logical-system-name</i>)>
Syntax (EX Series Switches)	show route label-switched-path <i>path-name</i> <brief detail extensive terse>
Release Information	Command introduced before Junos OS Release 7.4. Command introduced in Junos OS Release 9.5 for EX Series switches.
Description	Display the routes used in an MPLS label-switched path (LSP).
Options	brief detail extensive terse —(Optional) Display the specified level of output. <i>path-name</i> —LSP tunnel name. logical-system (all <i>logical-system-name</i>) —(Optional) Perform this operation on all logical systems or on a particular logical system.
Required Privilege Level	view
List of Sample Output	show route label-switched-path on page 260
Output Fields	For information about output fields, see the output field tables for the show route command, the show route detail command, the show route extensive command, or the show route terse command.

Sample Output

show route label-switched-path

```

user@host> show route label-switched-path sf-to-ny
inet.0: 29 destinations, 29 routes (29 active, 0 holddown, 0 hidden)
+ = Active Route, - = Last Active, * = Both

1.1.1.1/32          [MPLS/7] 00:00:06, metric 0
> to 111.222.1.9 via s0-0/0/0, label-switched-path sf-to-ny
3.3.3.3/32          *[MPLS/7] 00:00:06, metric 0
> to 111.222.1.9 via s0-0/0/0, label-switched-path sf-to-ny

inet.3: 3 destinations, 3 routes (3 active, 0 holddown, 0 hidden)
+ = Active Route, - = Last Active, * = Both

2.2.2.2/32          *[MPLS/7] 00:00:06, metric 0
> to 111.222.1.9 via s0-0/0/0, label-switched-path sf-to-ny
4.4.4.4/32          *[MPLS/7] 00:00:06, metric 0
> to 111.222.1.9 via s0-0/0/0, label-switched-path abc
> to 111.222.1.9 via s0-0/0/0, label-switched-path xyz
> to 111.222.1.9 via s0-0/0/0, label-switched-path sf-to-ny

```

```
111.222.1.9/32      [MPLS/7] 00:00:06, metric 0
                   > to 111.222.1.9 via s0-0/0/0, label-switched-path sf-to-ny

iso.0: 1 destinations, 1 routes (1 active, 0 holddown, 0 hidden)
+ = Active Route, - = Last Active, * = Both

mpls.0: 2 destinations, 2 routes (2 active, 0 holddown, 0 hidden)
+ = Active Route, - = Last Active, * = Both
```

show route martians

List of Syntax	Syntax on page 262 Syntax (EX Series Switches) on page 262
Syntax	<pre>show route martians <logical-system (all <i>logical-system-name</i>)> <table <i>routing-table-name</i>></pre>
Syntax (EX Series Switches)	<pre>show route martians <table <i>routing-table-name</i>></pre>
Release Information	<p>Command introduced before Junos OS Release 7.4.</p> <p>Command introduced in Junos OS Release 9.0 for EX Series switches.</p>
Description	Display the martian (invalid and ignored) entries associated with each routing table.
Options	<p>none—Display standard information about route martians for all routing tables.</p> <p>logical-system (all <i>logical-system-name</i>)—(Optional) Perform this operation on all logical systems or on a particular logical system.</p> <p>table <i>routing-table-name</i>—(Optional) Display information about route martians for all routing tables whose name begins with this string (for example, inet.0 and inet6.0 are both displayed when you run the show route martians table inet command).</p>
Required Privilege Level	view
Related Documentation	<ul style="list-style-type: none"> Example: Configuring Martian Addresses
List of Sample Output	show route martians on page 263
Output Fields	<p>Table 23 on page 262 lists the output fields for the show route martians command. Output fields are listed in the approximate order in which they appear</p>

Table 23: show route martians Output Fields

Field Name	Field Description
<i>table-name</i>	Name of the route table in which the route martians reside.
<i>destination-prefix</i>	Route destination.
<i>match value</i>	Route match parameter.
<i>status</i>	Status of the route: allowed or disallowed .

Sample Output

show route martians

```

user@host> show route martians

inet.0:
    0.0.0.0/0 exact -- allowed
    0.0.0.0/8 orlonger -- disallowed
    127.0.0.0/8 orlonger -- disallowed
    192.0.0.0/24 orlonger -- disallowed
    240.0.0.0/4 orlonger -- disallowed
    224.0.0.0/4 exact -- disallowed
    224.0.0.0/24 exact -- disallowed

inet.1:
    0.0.0.0/0 exact -- allowed
    0.0.0.0/8 orlonger -- disallowed
    127.0.0.0/8 orlonger -- disallowed
    192.0.0.0/24 orlonger -- disallowed
    240.0.0.0/4 orlonger -- disallowed

inet.2:
    0.0.0.0/0 exact -- allowed
    0.0.0.0/8 orlonger -- disallowed
    127.0.0.0/8 orlonger -- disallowed
    192.0.0.0/24 orlonger -- disallowed
    240.0.0.0/4 orlonger -- disallowed
    224.0.0.0/4 exact -- disallowed
    224.0.0.0/24 exact -- disallowed

inet.3:
    0.0.0.0/0 exact -- allowed
    0.0.0.0/8 orlonger -- disallowed
    127.0.0.0/8 orlonger -- disallowed
    192.0.0.0/24 orlonger -- disallowed
    240.0.0.0/4 orlonger -- disallowed
    224.0.0.0/4 exact -- disallowed
    224.0.0.0/24 exact -- disallowed

...

inet6.0:
    ::1/128 exact -- disallowed
    ff00::/8 exact -- disallowed
    ff02::/16 exact -- disallowed

inet6.1:
    ::1/128 exact -- disallowed

inet6.2:
    ::1/128 exact -- disallowed
    ff00::/8 exact -- disallowed
    ff02::/16 exact -- disallowed

inet6.3:
    ::1/128 exact -- disallowed
    ff00::/8 exact -- disallowed
    ff02::/16 exact -- disallowed

...

```

show route next-hop

List of Syntax	Syntax on page 264 Syntax (EX Series Switches) on page 264
Syntax	<code>show route next-hop <i>next-hop</i></code> <code><brief detail extensive terse></code> <code><logical-system (all <i>logical-system-name</i>)></code>
Syntax (EX Series Switches)	<code>show route next-hop <i>next-hop</i></code> <code><brief detail extensive terse></code>
Release Information	Command introduced before Junos OS Release 7.4. Command introduced in Junos OS Release 9.0 for EX Series switches.
Description	Display the entries in the routing table that are being sent to the specified next-hop address.
Options	brief detail extensive terse —(Optional) Display the specified level of output. logical-system (all <i>logical-system-name</i>) —(Optional) Perform this operation on all logical systems or on a particular logical system. <i>next-hop</i> —Next-hop address.
Required Privilege Level	view
List of Sample Output	show route next-hop on page 264 show route next-hop detail on page 265 show route next-hop extensive on page 267 show route next-hop terse on page 268
Output Fields	For information about output fields, see the output field tables for the show route command, the show route detail command, the show route extensive command, or the show route terse command.

Sample Output

show route next-hop

```
user@host> show route next-hop 192.168.71.254

inet.0: 18 destinations, 18 routes (17 active, 0 holddown, 1 hidden)
Restart Complete
+ = Active Route, - = Last Active, * = Both

10.10.0.0/16      *[Static/5] 06:26:25
                  > to 192.168.71.254 via fxp0.0
10.209.0.0/16    *[Static/5] 06:26:25
                  > to 192.168.71.254 via fxp0.0
172.16.0.0/12    *[Static/5] 06:26:25
                  > to 192.168.71.254 via fxp0.0
192.168.0.0/16   *[Static/5] 06:26:25
```

```

> to 192.168.71.254 via fxp0.0
192.168.102.0/23 *[Static/5] 06:26:25
> to 192.168.71.254 via fxp0.0
207.17.136.0/24 *[Static/5] 06:26:25
> to 192.168.71.254 via fxp0.0
207.17.136.192/32 *[Static/5] 06:26:25
> to 192.168.71.254 via fxp0.0

private1___.inet.0: 2 destinations, 3 routes (2 active, 0 holddown, 0 hidden)

red.inet.0: 4 destinations, 5 routes (4 active, 0 holddown, 0 hidden)
Restart Complete

iso.0: 1 destinations, 1 routes (1 active, 0 holddown, 0 hidden)
Restart Complete

mpls.0: 4 destinations, 4 routes (4 active, 0 holddown, 0 hidden)
Restart Complete

inet6.0: 2 destinations, 2 routes (2 active, 0 holddown, 0 hidden)
Restart Complete

private1___.inet6.0: 1 destinations, 1 routes (1 active, 0 holddown, 0 hidden)

```

show route next-hop detail

```

user@host> show route next-hop 192.168.71.254 detail

inet.0: 18 destinations, 18 routes (17 active, 0 holddown, 1 hidden)
Restart Complete
10.10.0.0/16 (1 entry, 1 announced)
  *Static Preference: 5
    Next-hop reference count: 36
    Next hop: 192.168.71.254 via fxp0.0, selected
    State: <Active NoReadvrt Int Ext>
    Local AS: 1
    Age: 6:27:41
    Task: RT
    Announcement bits (3): 0-KRT 3-Resolve tree 1 5-Resolve tree 2
    AS path: I

10.209.0.0/16 (1 entry, 1 announced)
  *Static Preference: 5
    Next-hop reference count: 36
    Next hop: 192.168.71.254 via fxp0.0, selected
    State: <Active NoReadvrt Int Ext>
    Local AS: 1
    Age: 6:27:41
    Task: RT
    Announcement bits (3): 0-KRT 3-Resolve tree 1 5-Resolve tree 2
    AS path: I

172.16.0.0/12 (1 entry, 1 announced)
  *Static Preference: 5
    Next-hop reference count: 36
    Next hop: 192.168.71.254 via fxp0.0, selected
    State: <Active NoReadvrt Int Ext>
    Local AS: 1
    Age: 6:27:41
    Task: RT
    Announcement bits (3): 0-KRT 3-Resolve tree 1 5-Resolve tree 2

```

```
AS path: I

192.168.0.0/16 (1 entry, 1 announced)
  *Static Preference: 5
    Next-hop reference count: 36
    Next hop: 192.168.71.254 via fxp0.0, selected
    State: <Active NoReadvrt Int Ext>
    Local AS: 1
    Age: 6:27:41
    Task: RT
    Announcement bits (3): 0-KRT 3-Resolve tree 1 5-Resolve tree 2
    AS path: I

192.168.102.0/23 (1 entry, 1 announced)
  *Static Preference: 5
    Next-hop reference count: 36
    Next hop: 192.168.71.254 via fxp0.0, selected
    State: <Active NoReadvrt Int Ext>
    Local AS: 1
    Age: 6:27:41
    Task: RT
    Announcement bits (3): 0-KRT 3-Resolve tree 1 5-Resolve tree 2
    AS path: I

207.17.136.0/24 (1 entry, 1 announced)
  *Static Preference: 5
    Next-hop reference count: 36
    Next hop: 192.168.71.254 via fxp0.0, selected
    State: <Active NoReadvrt Int Ext>
    Local AS: 1
    Age: 6:27:41
    Task: RT
    Announcement bits (3): 0-KRT 3-Resolve tree 1 5-Resolve tree 2
    AS path: I

207.17.136.192/32 (1 entry, 1 announced)
  *Static Preference: 5
    Next-hop reference count: 36
    Next hop: 192.168.71.254 via fxp0.0, selected
    State: <Active NoReadvrt Int Ext>
    Local AS: 1
    Age: 6:27:41
    Task: RT
    Announcement bits (3): 0-KRT 3-Resolve tree 1 5-Resolve tree 2
    AS path: I

private1___.inet.0: 2 destinations, 3 routes (2 active, 0 holddown, 0 hidden)

red.inet.0: 4 destinations, 5 routes (4 active, 0 holddown, 0 hidden)
Restart Complete

iso.0: 1 destinations, 1 routes (1 active, 0 holddown, 0 hidden)
Restart Complete

mpls.0: 4 destinations, 4 routes (4 active, 0 holddown, 0 hidden)
Restart Complete

inet6.0: 2 destinations, 2 routes (2 active, 0 holddown, 0 hidden)
Restart Complete

private1___.inet6.0: 1 destinations, 1 routes (1 active, 0 holddown, 0 hidden)
```



```

Next-hop reference count: 22
Next hop: 192.168.71.254 via fxp0.0, selected
State: <Active NoReadvrt Int Ext>
Local AS: 69
Age: 2:02:28
Task: RT
Announcement bits (1): 0-KRT
AS path: I

207.17.136.0/24 (1 entry, 1 announced)
TSI:
KRT in-kernel 207.17.136.0/24 -> {192.168.71.254}
*Static Preference: 5
Next-hop reference count: 22
Next hop: 192.168.71.254 via fxp0.0, selected
State: <Active NoReadvrt Int Ext>
Local AS: 69
Age: 2:02:28
Task: RT
Announcement bits (1): 0-KRT
AS path: I

207.17.136.192/32 (1 entry, 1 announced)
TSI:
KRT in-kernel 207.17.136.192/32 -> {192.168.71.254}
*Static Preference: 5
Next-hop reference count: 22
Next hop: 192.168.71.254 via fxp0.0, selected
State: <Active NoReadvrt Int Ext>
Local AS: 69
Age: 2:02:28
Task: RT
Announcement bits (1): 0-KRT
AS path: I

private1___.inet.0: 2 destinations, 3 routes (2 active, 0 holddown, 0 hidden)

iso.0: 1 destinations, 1 routes (1 active, 0 holddown, 0 hidden)

mpls.0: 3 destinations, 3 routes (3 active, 0 holddown, 0 hidden)

inet6.0: 5 destinations, 5 routes (5 active, 0 holddown, 0 hidden)

private1___.inet6.0: 1 destinations, 1 routes (1 active, 0 holddown, 0 hidden)

green.l2vpn.0: 2 destinations, 2 routes (2 active, 0 holddown, 0 hidden)

red.l2vpn.0: 1 destinations, 1 routes (1 active, 0 holddown, 0 hidden)

```

show route next-hop terse

```

user@host> show route next-hop 192.168.71.254 terse

inet.0: 25 destinations, 26 routes (24 active, 0 holddown, 1 hidden)
Restart Complete
+ = Active Route, - = Last Active, * = Both

A Destination      P Prf  Metric 1  Metric 2  Next hop      AS path
* 10.10.0.0/16     S  5              >192.168.71.254
* 10.209.0.0/16    S  5              >192.168.71.254
* 172.16.0.0/12    S  5              >192.168.71.254

```

```
* 192.168.0.0/16      S   5                >192.168.71.254
* 192.168.102.0/23   S   5                >192.168.71.254
* 207.17.136.0/24    S   5                >192.168.71.254
* 207.17.136.192/32  S   5                >192.168.71.254

private1___.inet.0: 2 destinations, 3 routes (2 active, 0 holddown, 0 hidden)

red.inet.0: 4 destinations, 5 routes (4 active, 0 holddown, 0 hidden)
Restart Complete

iso.0: 1 destinations, 1 routes (1 active, 0 holddown, 0 hidden)
Restart Complete

mpls.0: 4 destinations, 4 routes (4 active, 0 holddown, 0 hidden)
Restart Complete

inet6.0: 2 destinations, 2 routes (2 active, 0 holddown, 0 hidden)
Restart Complete
private1___.inet6.0: 1 destinations, 1 routes (1 active, 0 holddown, 0 hidden)
```

show route no-community

List of Syntax	Syntax on page 270 Syntax (EX Series Switches) on page 270
Syntax	show route no-community <brief detail extensive terse> <logical-system (all <i>logical-system-name</i>)>
Syntax (EX Series Switches)	show route no-community <brief detail extensive terse>
Release Information	Command introduced before Junos OS Release 7.4. Command introduced in Junos OS Release 9.0 for EX Series switches.
Description	Display the route entries in each routing table that are not associated with any community.
Options	<p>none—(Same as brief) Display the route entries in each routing table that are not associated with any community.</p> <p>brief detail extensive terse—(Optional) Display the specified level of output.</p> <p>logical-system (all <i>logical-system-name</i>)—(Optional) Perform this operation on all logical systems or on a particular logical system.</p>
Required Privilege Level	view
List of Sample Output	show route no-community on page 270 show route no-community detail on page 271 show route no-community extensive on page 271 show route no-community terse on page 272
Output Fields	For information about output fields, see the output field tables for the show route command, the show route detail command, the show route extensive command, or the show route terse command.

Sample Output

show route no-community

```

user@host> show route no-community
inet.0: 28 destinations, 30 routes (27 active, 0 holddown, 1 hidden)
+ = Active Route, - = Last Active, * = Both

10.10.0.0/16      *[Static/5] 00:36:27
> to 192.168.71.254 via fxp0.0
10.209.0.0/16    *[Static/5] 00:36:27
> to 192.168.71.254 via fxp0.0
10.255.71.52/32  *[Direct/0] 00:36:27
> via lo0.0
10.255.71.63/32  *[OSPF/10] 00:04:39, metric 1
> to 35.1.1.2 via ge-3/1/0.0
10.255.71.64/32  *[OSPF/10] 00:00:08, metric 2

```

```

> to 35.1.1.2 via ge-3/1/0.0
10.255.71.240/32 * [OSPF/10] 00:05:04, metric 2
                  via so-0/1/2.0
> via so-0/3/2.0
10.255.71.241/32 * [OSPF/10] 00:05:14, metric 1
> via so-0/1/2.0
10.255.71.242/32 * [OSPF/10] 00:05:19, metric 1
> via so-0/3/2.0
12.1.1.0/24      * [OSPF/10] 00:05:14, metric 2
> via so-0/3/2.0
14.1.1.0/24      * [OSPF/10] 00:00:08, metric 3
> to 35.1.1.2 via ge-3/1/0.0
                  via so-0/1/2.0
                  via so-0/3/2.0
16.1.1.0/24      * [OSPF/10] 00:05:14, metric 2
> via so-0/1/2.0
.....

```

show route no-community detail

```
user@host> show route no-community detail
```

```

inet.0: 28 destinations, 30 routes (27 active, 0 holddown, 1 hidden)
10.10.0.0/16 (1 entry, 1 announced)
  *Static Preference: 5
    Next-hop reference count: 22
    Next hop: 192.168.71.254 via fxp0.0, selected
    State: <Active NoReadvrt Int Ext>
    Age: 38:08
    Task: RT
    Announcement bits (1): 0-KRT
    AS path: I

10.209.0.0/16 (1 entry, 1 announced)
  *Static Preference: 5
    Next-hop reference count: 22
    Next hop: 192.168.71.254 via fxp0.0, selected
    State: <Active NoReadvrt Int Ext>
    Age: 38:08
    Task: RT
    Announcement bits (1): 0-KRT
    AS path: I

....

```

show route no-community extensive

```
user@host> show route no-community extensive
```

```

inet.0: 18 destinations, 18 routes (17 active, 0 holddown, 1 hidden)
10.10.0.0/16 (1 entry, 1 announced)
TSI:
KRT in-kernel 10.10.0.0/16 -> {192.168.71.254}
  *Static Preference: 5
    Next-hop reference count: 22
    Next hop: 192.168.71.254 via fxp0.0, selected
    State: <Active NoReadvrt Int Ext>
    Local AS: 69
    Age: 2:03:33
    Task: RT
    Announcement bits (1): 0-KRT
    AS path: I

```

```

10.209.0.0/16 (1 entry, 1 announced)
TSI:
KRT in-kernel 10.209.0.0/16 -> {192.168.71.254}
  *Static Preference: 5
    Next-hop reference count: 22
    Next hop: 192.168.71.254 via fxp0.0, selected
    State: <Active NoReadvrt Int Ext>
    Local AS: 69
    Age: 2:03:33
    Task: RT
    Announcement bits (1): 0-KRT
    AS path: I

```

show route no-community terse

```
user@host> show route no-community terse
```

```

inet.0: 28 destinations, 30 routes (27 active, 0 holddown, 1 hidden)
+ = Active Route, - = Last Active, * = Both

```

A	Destination	P	Prf	Metric 1	Metric 2	Next hop	AS path
*	10.10.0.0/16	S	5			>192.168.71.254	
*	10.209.0.0/16	S	5			>192.168.71.254	
*	10.255.71.52/32	D	0			>100.0	
*	10.255.71.63/32	0	10	1		>35.1.1.2	
*	10.255.71.64/32	0	10	2		>35.1.1.2	
*	10.255.71.240/32	0	10	2		so-0/1/2.0	
						>so-0/3/2.0	
*	10.255.71.241/32	0	10	1		>so-0/1/2.0	
*	10.255.71.242/32	0	10	1		>so-0/3/2.0	
*	12.1.1.0/24	0	10	2		>so-0/3/2.0	
*	14.1.1.0/24	0	10	3		>35.1.1.2	
						so-0/1/2.0	
						so-0/3/2.0	
*	16.1.1.0/24	0	10	2		>so-0/1/2.0	
...							

show route protocol

List of Syntax	Syntax on page 273 Syntax (EX Series Switches) on page 273
Syntax	<pre>show route protocol <i>protocol</i> <brief detail extensive terse> <logical-system (all <i>logical-system-name</i>)></pre>
Syntax (EX Series Switches)	<pre>show route protocol <i>protocol</i> <brief detail extensive terse></pre>
Release Information	<p>Command introduced before Junos OS Release 7.4.</p> <p>Command introduced in Junos OS Release 9.0 for EX Series switches.</p> <p>ospf2 and ospf3 options introduced in Junos OS Release 9.2.</p> <p>ospf2 and ospf3 options introduced in Junos OS Release 9.2 for EX Series switches.</p> <p>flow option introduced in Junos OS Release 10.0.</p> <p>flow option introduced in Junos OS Release 10.0 for EX Series switches.</p>
Description	Display the route entries in the routing table that were learned from a particular protocol.
Options	<p>brief detail extensive terse—(Optional) Display the specified level of output. If you do not specify a level of output, the system defaults to brief.</p> <p>logical-system (all <i>logical-system-name</i>)—(Optional) Perform this operation on all logical systems or on a particular logical system.</p> <p><i>protocol</i>—Protocol from which the route was learned:</p> <ul style="list-style-type: none"> • access—Access route for use by DHCP application • access-internal—Access-internal route for use by DHCP application • aggregate—Locally generated aggregate route • arp—Route learned through the Address Resolution Protocol • atmvpn—Asynchronous Transfer Mode virtual private network • bgp—Border Gateway Protocol • ccc—Circuit cross-connect • direct—Directly connected route • dvmrp—Distance Vector Multicast Routing Protocol • esis—End System-to-Intermediate System • flow—Locally defined flow-specification route • frr—Precomputed protection route or backup route used when a link goes down • isis—Intermediate System-to-Intermediate System • ldp—Label Distribution Protocol • l2circuit—Layer 2 circuit

- **l2vpn**—Layer 2 virtual private network
- **local**—Local address
- **mpls**—Multiprotocol Label Switching
- **msdp**—Multicast Source Discovery Protocol
- **ospf**—Open Shortest Path First versions 2 and 3
- **ospf2**—Open Shortest Path First versions 2 only
- **ospf3**—Open Shortest Path First version 3 only
- **pim**—Protocol Independent Multicast
- **rip**—Routing Information Protocol
- **ripng**—Routing Information Protocol next generation
- **rsvp**—Resource Reservation Protocol
- **rtarget**—Local route target virtual private network
- **static**—Statically defined route
- **tunnel**—Dynamic tunnel
- **vpn**—Virtual private network



NOTE: EX Series switches run a subset of these protocols. See the switch CLI for details.

Required Privilege Level	view
List of Sample Output	show route protocol access on page 275 show route protocol access-internal extensive on page 275 show route protocol arp on page 275 show route protocol bgp on page 276 show route protocol bgp detail on page 276 show route protocol bgp extensive on page 276 show route protocol bgp terse on page 277 show route protocol direct on page 277 show route protocol frr on page 278 show route protocol l2circuit detail on page 278 show route protocol l2vpn extensive on page 279 show route protocol ldp on page 280 show route protocol ldp extensive on page 280 show route protocol ospf (Layer 3 VPN) on page 281 show route protocol ospf detail on page 282 show route protocol rip on page 282 show route protocol rip detail on page 282

[show route protocol ripng table inet6 on page 283](#)

[show route protocol static detail on page 283](#)

Output Fields For information about output fields, see the output field tables for the [show route](#) command, the [show route detail](#) command, the [show route extensive](#) command, or the [show route terse](#) command.

Sample Output

show route protocol access

```
user@host> show route protocol access
inet.0: 30380 destinations, 30382 routes (30379 active, 0 holddown, 1 hidden)
+ = Active Route, - = Last Active, * = Both

13.160.0.3/32      *[Access/13] 00:00:09
                  > to 13.160.0.2 via fe-0/0/0.0
13.160.0.4/32      *[Access/13] 00:00:09
                  > to 13.160.0.2 via fe-0/0/0.0
13.160.0.5/32      *[Access/13] 00:00:09
                  > to 13.160.0.2 via fe-0/0/0.0
```

show route protocol access-internal extensive

```
user@host> show route protocol access-internal 13.160.0.19 extensive
inet.0: 100020 destinations, 100022 routes (100019 active, 0 holddown, 1 hidden)
13.160.0.19/32 (1 entry, 1 announced)
TSI:
KRT in-kernel 13.160.0.19/32 -> {13.160.0.2}
    *Access-internal Preference: 12
        Next-hop reference count: 200000
        Next hop: 13.160.0.2 via fe-0/0/0.0, selected
        State: <Active Int>
    Age: 36
        Task: RPD Unix Domain Server./var/run/rpd_serv.local
        Announcement bits (1): 0-KRT
        AS path: I
```

show route protocol arp

```
user@host> show route protocol arp
inet.0: 43 destinations, 43 routes (42 active, 0 holddown, 1 hidden)

inet.3: 3 destinations, 3 routes (3 active, 0 holddown, 0 hidden)

cust1.inet.0: 1033 destinations, 2043 routes (1033 active, 0 holddown, 0 hidden)
+ = Active Route, - = Last Active, * = Both

20.20.1.3/32      [ARP/4294967293] 00:04:35, from 20.20.1.1
                  Unusable
20.20.1.4/32      [ARP/4294967293] 00:04:35, from 20.20.1.1
                  Unusable
20.20.1.5/32      [ARP/4294967293] 00:04:32, from 20.20.1.1
                  Unusable
20.20.1.6/32      [ARP/4294967293] 00:04:34, from 20.20.1.1
                  Unusable
20.20.1.7/32      [ARP/4294967293] 00:04:35, from 20.20.1.1
                  Unusable
20.20.1.8/32      [ARP/4294967293] 00:04:35, from 20.20.1.1
                  Unusable
```

```

20.20.1.9/32      [ARP/4294967293] 00:04:35, from 20.20.1.1
                  Unusable
20.20.1.10/32     [ARP/4294967293] 00:04:35, from 20.20.1.1
                  Unusable
20.20.1.11/32     [ARP/4294967293] 00:04:33, from 20.20.1.1
                  Unusable
20.20.1.12/32     [ARP/4294967293] 00:04:33, from 20.20.1.1
                  Unusable
20.20.1.13/32     [ARP/4294967293] 00:04:33, from 20.20.1.1
                  Unusable
...

```

show route protocol bgp

```

user@host> show route protocol bgp 192.168.64.0/21
inet.0: 335832 destinations, 335833 routes (335383 active, 0 holddown, 450 hidden)
+ = Active Route, - = Last Active, * = Both

192.168.64.0/21    *[BGP/170] 6d 10:41:16, localpref 100, from 192.168.69.71
                  AS path: 10458 14203 2914 4788 4788 I
                  > to 192.168.167.254 via fxp0.0

```

show route protocol bgp detail

```

user@host> show route protocol bgp 66.117.63.0/24 detail
inet.0: 335805 destinations, 335806 routes (335356 active, 0 holddown, 450 hidden)
66.117.63.0/24    (1 entry, 1 announced)
  *BGP           Preference: 170/-101
                  Next hop type: Indirect
                  Next-hop reference count: 1006436
                  Source: 192.168.69.71
                  Next hop type: Router, Next hop index: 324
                  Next hop: 192.168.167.254 via fxp0.0, selected
                  Protocol next hop: 192.168.69.71
                  Indirect next hop: 8e166c0 342
                  State: <Active Ext>
                  Local AS: 69 Peer AS: 10458
                  Age: 6d 10:42:42 Metric2: 0
                  Task: BGP_10458.192.168.69.71+179
                  Announcement bits (3): 0-KRT 2-BGP RT Background 3-Resolve tree
1
  AS path: 10458 14203 2914 4788 4788 I
  Communities: 2914:410 2914:2403 2914:3400
  Accepted
  Localpref: 100
  Router ID: 207.17.136.192

```

show route protocol bgp extensive

```

user@host> show route protocol bgp 192.168.64.0/21 extensive

inet.0: 335827 destinations, 335828 routes (335378 active, 0 holddown, 450 hidden)
192.168.64.0/21 (1 entry, 1 announced)
TSI:
KRT in-kernel 1.9.0.0/16 -> {indirect(342)}
Page 0 idx 1 Type 1 val db31a80
  Nexthop: Self
  AS path: [69] 10458 14203 2914 4788 4788 I
  Communities: 2914:410 2914:2403 2914:3400
Path 1.9.0.0 from 192.168.69.71 Vector len 4. Val: 1
  *BGP           Preference: 170/-101
                  Next hop type: Indirect

```

```

Next-hop reference count: 1006502
Source: 192.168.69.71
Next hop type: Router, Next hop index: 324
Next hop: 192.168.167.254 via fxp0.0, selected
Protocol next hop: 192.168.69.71
Indirect next hop: 8e166c0 342
State: <Active Ext>
Local AS: 69 Peer AS: 10458
Age: 6d 10:44:45 Metric2: 0
Task: BGP_10458.192.168.69.71+179
Announcement bits (3): 0-KRT 2-BGP RT Background 3-Resolve tree
1
AS path: 10458 14203 2914 4788 4788 I
Communities: 2914:410 2914:2403 2914:3400
Accepted
Localpref: 100
Router ID: 207.17.136.192
Indirect next hops: 1
    Protocol next hop: 192.168.69.71
    Indirect next hop: 8e166c0 342
    Indirect path forwarding next hops: 1
        Next hop type: Router
        Next hop: 192.168.167.254 via fxp0.0
    192.168.0.0/16 Originating RIB: inet.0
    Node path count: 1
    Forwarding nexthops: 1
        Nexthop: 192.168.167.254 via fxp0.0

```

show route protocol bgp terse

```
user@host> show route protocol bgp 192.168.64.0/21 terse
```

```
inet.0: 24 destinations, 32 routes (23 active, 0 holddown, 1 hidden)
+ = Active Route, - = Last Active, * = Both
```

A Destination	P Prf	Metric 1	Metric 2	Next hop	AS path
192.168.64.0/21	B 170	100		>100.1.3.2	10023 21 I

show route protocol direct

```
user@host> show route protocol direct
```

```
inet.0: 335843 destinations, 335844 routes (335394 active, 0 holddown, 450 hidden)
+ = Active Route, - = Last Active, * = Both
```

```

8.8.8.0/24      *[Direct/0] 17w0d 10:31:49
                 > via fe-1/3/1.0
10.255.165.1/32 *[Direct/0] 25w4d 04:13:18
                 > via lo0.0
30.30.30.0/24   *[Direct/0] 17w0d 23:06:26
                 > via fe-1/3/2.0
192.168.164.0/22 *[Direct/0] 25w4d 04:13:20
                 > via fxp0.0

```

```
iso.0: 1 destinations, 1 routes (1 active, 0 holddown, 0 hidden)
+ = Active Route, - = Last Active, * = Both
```

```

47.0005.80ff.f800.0000.0108.0001.0102.5516.5001/152
    *[Direct/0] 25w4d 04:13:21
    > via lo0.0

```

```
inet6.0: 2 destinations, 2 routes (2 active, 0 holddown, 0 hidden)
+ = Active Route, - = Last Active, * = Both
```

```
abcd::10:255:165:1/128
    *[Direct/0] 25w4d 04:13:21
    > via lo0.0
fe80::2a0:a5ff:fe12:ad7/128
    *[Direct/0] 25w4d 04:13:21
    > via lo0.0
```

show route protocol frr

```
user@host> show route protocol frr
inet.0: 43 destinations, 43 routes (42 active, 0 holddown, 1 hidden)

inet.3: 3 destinations, 3 routes (3 active, 0 holddown, 0 hidden)

cust1.inet.0: 1033 destinations, 2043 routes (1033 active, 0 holddown, 0 hidden)
+ = Active Route, - = Last Active, * = Both

20.20.1.3/32      *[FRR/200] 00:05:38, from 20.20.1.1
                  > to 20.20.1.3 via ge-4/1/0.0
                  to 10.10.15.1 via ge-0/2/4.0, Push 16, Push 299792(top)
20.20.1.4/32      *[FRR/200] 00:05:38, from 20.20.1.1
                  > to 20.20.1.4 via ge-4/1/0.0
                  to 10.10.15.1 via ge-0/2/4.0, Push 16, Push 299792(top)
20.20.1.5/32      *[FRR/200] 00:05:35, from 20.20.1.1
                  > to 20.20.1.5 via ge-4/1/0.0
                  to 10.10.15.1 via ge-0/2/4.0, Push 16, Push 299792(top)
20.20.1.6/32      *[FRR/200] 00:05:37, from 20.20.1.1
                  > to 20.20.1.6 via ge-4/1/0.0
                  to 10.10.15.1 via ge-0/2/4.0, Push 16, Push 299792(top)
20.20.1.7/32      *[FRR/200] 00:05:38, from 20.20.1.1
                  > to 20.20.1.7 via ge-4/1/0.0
                  to 10.10.15.1 via ge-0/2/4.0, Push 16, Push 299792(top)
20.20.1.8/32      *[FRR/200] 00:05:38, from 20.20.1.1
                  > to 20.20.1.8 via ge-4/1/0.0
                  to 10.10.15.1 via ge-0/2/4.0, Push 16, Push 299792(top)
20.20.1.9/32      *[FRR/200] 00:05:38, from 20.20.1.1
                  > to 20.20.1.9 via ge-4/1/0.0
                  to 10.10.15.1 via ge-0/2/4.0, Push 16, Push 299792(top)
20.20.1.10/32     *[FRR/200] 00:05:38, from 20.20.1.1
...

```

show route protocol l2circuit detail

```
user@host> show route protocol l2circuit detail

mpls.0: 5 destinations, 5 routes (5 active, 0 holddown, 0 hidden)
100000 (1 entry, 1 announced)
    *L2CKT Preference: 7
        Next hop: via ge-2/0/0.0, selected
        Label operation: Pop          Offset: 4
        State: <Active Int>
        Local AS: 99
        Age: 9:52
        Task: Common L2 VC
        Announcement bits (1): 0-KRT
        AS path: I

ge-2/0/0.0 (1 entry, 1 announced)
```

```

*L2CKT Preference: 7
  Next hop: via so-1/1/2.0 weight 1, selected
  Label-switched-path my-lsp
  Label operation: Push 100000, Push 100000(top)[0] Offset: -4
  Protocol next hop: 10.245.255.63
  Push 100000 Offset: -4
    Indirect next hop: 86af0c0 298
  State: <Active Int>
  Local AS: 99
  Age: 9:52
  Task: Common L2 VC
  Announcement bits (2): 0-KRT 1-Common L2 VC
  AS path: I

l2circuit.0: 2 destinations, 2 routes (2 active, 0 holddown, 0 hidden)

10.245.255.63:CtrlWord:4:3:Local/96 (1 entry, 1 announced)
  *L2CKT Preference: 7
    Next hop: via so-1/1/2.0 weight 1, selected
    Label-switched-path my-lsp
    Label operation: Push 100000[0]
    Protocol next hop: 10.245.255.63 Indirect next hop: 86af000 296
    State: <Active Int>
    Local AS: 99
    Age: 10:21
    Task: l2 circuit
    Announcement bits (1): 0-LDP
    AS path: I
    VC Label 100000, MTU 1500, VLAN ID 512

```

show route protocol l2vpn extensive

```

user@host> show route protocol l2vpn extensive

inet.0: 14 destinations, 15 routes (13 active, 0 holddown, 1 hidden)

inet.3: 1 destinations, 1 routes (1 active, 0 holddown, 0 hidden)

iso.0: 1 destinations, 1 routes (1 active, 0 holddown, 0 hidden)

mpls.0: 7 destinations, 7 routes (7 active, 0 holddown, 0 hidden)
800001 (1 entry, 1 announced)
TSI:
KRT in-kernel 800001 /36 -> {so-0/0/0.0}
  *L2VPN Preference: 7
    Next hop: via so-0/0/0.0 weight 49087 balance 97%, selected
    Label operation: Pop Offset: 4
    State: <Active Int>
    Local AS: 69
    Age: 7:48
    Task: Common L2 VC
    Announcement bits (1): 0-KRT
    AS path: I

so-0/0/0.0 (1 entry, 1 announced)
TSI:
KRT in-kernel so-0/0/0.0 /16 -> {indirect(288)}
  *L2VPN Preference: 7
    Next hop: via so-0/0/1.0, selected
    Label operation: Push 800000 Offset: -4
    Protocol next hop: 10.255.14.220

```

```

Push 800000 Offset: -4
Indirect next hop: 85142a0 288
State: <Active Int>
Local AS: 69
Age: 7:48
Task: Common L2 VC
Announcement bits (2): 0-KRT 1-Common L2 VC
AS path: I
Communities: target:69:1 Layer2-info: encaps:PPP,
control flags:2, mtu: 0

```

show route protocol ldp

```

user@host> show route protocol ldp
inet.0: 12 destinations, 13 routes (12 active, 0 holddown, 0 hidden)

inet.3: 2 destinations, 2 routes (2 active, 0 holddown, 0 hidden)
+ = Active Route, - = Last Active, * = Both

192.168.16.1/32    *[LDP/9] 1d 23:03:35, metric 1
                  > via t1-4/0/0.0, Push 100000
192.168.17.1/32    *[LDP/9] 1d 23:03:35, metric 1
                  > via t1-4/0/0.0

private1___.inet.0: 2 destinations, 2 routes (2 active, 0 holddown, 0 hidden)

mpls.0: 6 destinations, 6 routes (6 active, 0 holddown, 0 hidden)
+ = Active Route, - = Last Active, * = Both

100064            *[LDP/9] 1d 23:03:35, metric 1
                  > via t1-4/0/0.0, Pop
100064(S=0)        *[LDP/9] 1d 23:03:35, metric 1
                  > via t1-4/0/0.0, Pop
100080            *[LDP/9] 1d 23:03:35, metric 1
                  > via t1-4/0/0.0, Swap 100000

```

show route protocol ldp extensive

```

user@host> show route protocol ldp extensive
192.168.16.1/32 (1 entry, 1 announced)
  State: <FlashAll>
  *LDP Preference: 9
    Next-hop reference count: 3
    Next hop: via t1-4/0/0.0, selected
    Label operation: Push 100000
    State: <Active Int>
    Local AS: 65500
    Age: 1d 23:03:58 Metric: 1
    Task: LDP
    Announcement bits (2): 0-Resolve tree 1 2-Resolve tree 2
    AS path: I

192.168.17.1/32 (1 entry, 1 announced)
  State: <FlashAll>
  *LDP Preference: 9
    Next-hop reference count: 3
    Next hop: via t1-4/0/0.0, selected
    State: <Active Int>
    Local AS: 65500
    Age: 1d 23:03:58 Metric: 1
    Task: LDP

```

```

Announcement bits (2): 0-Resolve tree 1 2-Resolve tree 2
AS path: I

private1__inet.0: 2 destinations, 2 routes (2 active, 0 holddown, 0 hidden)

mpls.0: 6 destinations, 6 routes (6 active, 0 holddown, 0 hidden)

100064 (1 entry, 1 announced)
TSI:
KRT in-kernel 100064 /36 -> {t1-4/0/0.0}
    *LDP      Preference: 9
              Next-hop reference count: 2
              Next hop: via t1-4/0/0.0, selected
              State: <Active Int>
              Local AS: 65500
              Age: 1d 23:03:58      Metric: 1
              Task: LDP
              Announcement bits (1): 0-KRT
              AS path: I
              Prefixes bound to route: 192.168.17.1/32

100064(S=0) (1 entry, 1 announced)
TSI:
KRT in-kernel 100064 /40 -> {t1-4/0/0.0}
    *LDP      Preference: 9
              Next-hop reference count: 2
              Next hop: via t1-4/0/0.0, selected
              Label operation: Pop
              State: <Active Int>
              Local AS: 65500
              Age: 1d 23:03:58      Metric: 1
              Task: LDP
              Announcement bits (1): 0-KRT
              AS path: I

100080 (1 entry, 1 announced)
TSI:
KRT in-kernel 100080 /36 -> {t1-4/0/0.0}
    *LDP      Preference: 9
              Next-hop reference count: 2
              Next hop: via t1-4/0/0.0, selected
              Label operation: Swap 100000
              State: <Active Int>
              Local AS: 65500
              Age: 1d 23:03:58      Metric: 1
              Task: LDP
              Announcement bits (1): 0-KRT
              AS path: I
              Prefixes bound to route: 192.168.16.1/32

```

show route protocol ospf (Layer 3 VPN)

```

user@host> show route protocol ospf
inet.0: 40 destinations, 40 routes (39 active, 0 holddown, 1 hidden)
+ = Active Route, - = Last Active, * = Both

10.39.1.4/30      *[OSPF/10] 00:05:18, metric 4
                  > via t3-3/2/0.0
10.39.1.8/30      [OSPF/10] 00:05:18, metric 2
                  > via t3-3/2/0.0
10.255.14.171/32 *[OSPF/10] 00:05:18, metric 4

```

```

    > via t3-3/2/0.0
10.255.14.179/32  *[OSPF/10] 00:05:18, metric 2
    > via t3-3/2/0.0
224.0.0.5/32     *[OSPF/10] 20:25:55, metric 1

VPN-AB.inet.0: 5 destinations, 5 routes (5 active, 0 holddown, 0 hidden)
+ = Active Route, - = Last Active, * = Both

10.39.1.16/30    [OSPF/10] 00:05:43, metric 1
    > via so-0/2/2.0
10.255.14.173/32 *[OSPF/10] 00:05:43, metric 1
    > via so-0/2/2.0
224.0.0.5/32    *[OSPF/10] 20:26:20, metric 1

```

show route protocol ospf detail

```

user@host> show route protocol ospf detail
VPN-AB.inet.0: 5 destinations, 5 routes (5 active, 0 holddown, 0 hidden)
+ = Active Route, - = Last Active, * = Both

10.39.1.16/30 (2 entries, 0 announced)
  OSPF   Preference: 10
        Nexthop: via so-0/2/2.0, selected
        State: <Int>
        Inactive reason: Route Preference
        Age: 6:25      Metric: 1
        Area: 0.0.0.0
        Task: VPN-AB-OSPF
        AS path: I
        Communities: Route-Type:0.0.0.0:1:0

...

```

show route protocol rip

```

user@host> show route protocol rip
inet.0: 26 destinations, 27 routes (25 active, 0 holddown, 1 hidden)
+ = Active Route, - = Last Active, * = Both

VPN-AB.inet.0: 5 destinations, 5 routes (5 active, 0 holddown, 0 hidden)
+ = Active Route, - = Last Active, * = Both
10.255.14.177/32  *[RIP/100] 20:24:34, metric 2
    > to 10.39.1.22 via t3-0/2/2.0
224.0.0.9/32     *[RIP/100] 00:03:59, metric 1

```

show route protocol rip detail

```

user@host> show route protocol rip detail
inet.0: 26 destinations, 27 routes (25 active, 0 holddown, 1 hidden)
+ = Active Route, - = Last Active, * = Both

VPN-AB.inet.0: 5 destinations, 5 routes (5 active, 0 holddown, 0 hidden)
+ = Active Route, - = Last Active, * = Both
10.255.14.177/32 (1 entry, 1 announced)
  *RIP   Preference: 100
        Nexthop: 10.39.1.22 via t3-0/2/2.0, selected
        State: <Active Int>
        Age: 20:25:02  Metric: 2
        Task: VPN-AB-RIPv2
        Announcement bits (2): 0-KRT 2-BGP.0.0.0.0+179
        AS path: I
        Route learned from 10.39.1.22 expires in 96 seconds

```

show route protocol ripng table inet6

```

user@host> show route protocol ripng table inet6
inet6.0: 4215 destinations, 4215 routes (4214 active, 0 holddown, 1 hidden)
+ = Active Route, - = Last Active, * = Both

1111::1/128      * [RIPng/100] 02:13:33, metric 2
                  > to fe80::2a0:a5ff:fe3d:56 via t3-0/2/0.0
1111::2/128      * [RIPng/100] 02:13:33, metric 2
                  > to fe80::2a0:a5ff:fe3d:56 via t3-0/2/0.0
1111::3/128      * [RIPng/100] 02:13:33, metric 2
                  > to fe80::2a0:a5ff:fe3d:56 via t3-0/2/0.0
1111::4/128      * [RIPng/100] 02:13:33, metric 2
                  > to fe80::2a0:a5ff:fe3d:56 via t3-0/2/0.0
1111::5/128      * [RIPng/100] 02:13:33, metric 2
                  > to fe80::2a0:a5ff:fe3d:56 via t3-0/2/0.0
1111::6/128      * [RIPng/100] 02:13:33, metric 2
                  > to fe80::2a0:a5ff:fe3d:56 via t3-0/2/0.0

```

show route protocol static detail

```

user@host> show route protocol static detail
inet.0: 3 destinations, 3 routes (3 active, 0 holddown, 0 hidden)
10.5.0.0/16 (1 entry, 1 announced)
    *Static Preference: 5
        Next hop type: Router, Next hop index: 324
        Address: 0x9274010
        Next-hop reference count: 27
        Next hop: 192.168.187.126 via fxp0.0, selected
        Session Id: 0x0
        State: <Active NoReadvrt Int Ext>
        Age: 7w3d 21:24:25
        Validation State: unverified
        Task: RT
        Announcement bits (1): 0-KRT
        AS path: I

10.10.0.0/16 (1 entry, 1 announced)
    *Static Preference: 5
        Next hop type: Router, Next hop index: 324
        Address: 0x9274010
        Next-hop reference count: 27
        Next hop: 192.168.187.126 via fxp0.0, selected
        Session Id: 0x0
        State: <Active NoReadvrt Int Ext>
        Age: 7w3d 21:24:25
        Validation State: unverified
        Task: RT
        Announcement bits (1): 0-KRT
        AS path: I

10.13.10.0/23 (1 entry, 1 announced)
    *Static Preference: 5
        Next hop type: Router, Next hop index: 324
        Address: 0x9274010
        Next-hop reference count: 27
        Next hop: 192.168.187.126 via fxp0.0, selected
        Session Id: 0x0
        State: <Active NoReadvrt Int Ext>
        Age: 7w3d 21:24:25
        Validation State: unverified

```

Task: RT
Announcement bits (1): 0-KRT
AS path: I

show route range

List of Syntax	Syntax on page 285 Syntax (EX Series Switches) on page 285
Syntax	<pre>show route range <brief detail extensive terse> <destination-prefix> <logical-system (all logical-system-name)></pre>
Syntax (EX Series Switches)	<pre>show route range <brief detail extensive terse> <destination-prefix></pre>
Release Information	<p>Command introduced before Junos OS Release 7.4.</p> <p>Command introduced in Junos OS Release 9.0 for EX Series switches.</p>
Description	Display routing table entries using a prefix range.
Options	<p>none—Display standard information about all routing table entries using a prefix range.</p> <p>brief detail extensive terse—(Optional) Display the specified level of output. If you do not specify a level of output, the system defaults to brief.</p> <p>destination-prefix—Destination and prefix mask for the range.</p> <p>logical-system (all logical-system-name)—(Optional) Perform this operation on all logical systems or on a particular logical system.</p>
Required Privilege Level	view
List of Sample Output	show route range on page 285 show route range destination-prefix on page 286 show route range detail on page 286 show route range extensive on page 287 show route range terse on page 288
Output Fields	For information about output fields, see the output field tables for the show route command, the show route detail command, the show route extensive command, or the show route terse command.

Sample Output

show route range

```
user@host> show route range
```

```
inet.0: 11 destinations, 11 routes (10 active, 0 holddown, 1 hidden)
+ = Active Route, - = Last Active, * = Both
```

```
10.10.0.0/16      *[Static/5] 00:30:01
                  > to 192.168.71.254 via fxp0.0
10.209.0.0/16    *[Static/5] 00:30:01
```

```

10.255.71.14/32      > to 192.168.71.254 via fxp0.0
                    *[Direct/0] 00:30:01
                    > via lo0.0
172.16.0.0/12       *[Static/5] 00:30:01
                    > to 192.168.71.254 via fxp0.0
192.168.0.0/16      *[Static/5] 00:30:01
                    > to 192.168.71.254 via fxp0.0
192.168.64.0/21     *[Direct/0] 00:30:01
                    > via fxp0.0
192.168.71.14/32    *[Local/0] 00:30:01
                    Local via fxp0.0
192.168.102.0/23    *[Static/5] 00:30:01
                    > to 192.168.71.254 via fxp0.0
...

```

show route range destination-prefix

```

user@host> show route range 192.168.0.0/16

inet.0: 11 destinations, 11 routes (10 active, 0 holddown, 1 hidden)
+ = Active Route, - = Last Active, * = Both

192.168.0.0/16      *[Static/5] 00:31:14
                    > to 192.168.71.254 via fxp0.0
192.168.64.0/21     *[Direct/0] 00:31:14
                    > via fxp0.0
192.168.71.14/32    *[Local/0] 00:31:14
                    Local via fxp0.0
192.168.102.0/23    *[Static/5] 00:31:14
                    > to 192.168.71.254 via fxp0.0

```

show route range detail

```

user@host> show route range detail

inet.0: 11 destinations, 11 routes (10 active, 0 holddown, 1 hidden)
10.10.0.0/16 (1 entry, 1 announced)
  *Static Preference: 5
    Next-hop reference count: 22
    Next hop: 192.168.71.254 via fxp0.0, selected
    State: <Active NoReadvrt Int Ext>
    Age: 30:05
    Task: RT
    Announcement bits (1): 0-KRT
    AS path: I

10.209.0.0/16 (1 entry, 1 announced)
  *Static Preference: 5
    Next-hop reference count: 22
    Next hop: 192.168.71.254 via fxp0.0, selected
    State: <Active NoReadvrt Int Ext>
    Age: 30:05
    Task: RT
    Announcement bits (1): 0-KRT
    AS path: I

10.255.71.14/32 (1 entry, 0 announced)
  *Direct Preference: 0
    Next hop type: Interface
    Next-hop reference count: 1
    Next hop: via lo0.0, selected

```

```

        State: <Active Int>
        Age: 30:05
        Task: IF
        AS path: I

172.16.0.0/12 (1 entry, 1 announced)
    *Static Preference: 5
        Next-hop reference count: 22
        Next hop: 192.168.71.254 via fxp0.0, selected
        State: <Active NoReadvrt Int Ext>
        Age: 30:05
        Task: RT
        Announcement bits (1): 0-KRT
        AS path: I

...

```

show route range extensive

```

user@host> show route range extensive

inet.0: 11 destinations, 11 routes (10 active, 0 holddown, 1 hidden)
10.10.0.0/16 (1 entry, 1 announced)
TSI:
KRT in-kerne1 10.10.0.0/16 -> {192.168.71.254}
    *Static Preference: 5
        Next-hop reference count: 22
        Next hop: 192.168.71.254 via fxp0.0, selected
        State: <Active NoReadvrt Int Ext>
        Age: 30:17
        Task: RT
        Announcement bits (1): 0-KRT
        AS path: I

10.209.0.0/16 (1 entry, 1 announced)
TSI:
KRT in-kerne1 10.209.0.0/16 -> {192.168.71.254}
    *Static Preference: 5
        Next-hop reference count: 22
        Next hop: 192.168.71.254 via fxp0.0, selected
        State: <Active NoReadvrt Int Ext>
        Age: 30:17
        Task: RT
        Announcement bits (1): 0-KRT
        AS path: I

10.255.71.14/32 (1 entry, 0 announced)
    *Direct Preference: 0
        Next hop type: Interface
        Next-hop reference count: 1
        Next hop: via lo0.0, selected
        State: <Active Int>
        Age: 30:17
        Task: IF
        AS path: I

172.16.0.0/12 (1 entry, 1 announced)
TSI:
KRT in-kerne1 172.16.0.0/12 -> {192.168.71.254}
    *Static Preference: 5
        Next-hop reference count: 22

```

```

Next hop: 192.168.71.254 via fxp0.0, selected
State: <Active NoReadvrt Int Ext>
Age: 30:17
Task: RT
Announcement bits (1): 0-KRT
AS path: I

```

```
...
```

show route range terse

```
user@host> show route range terse
```

```
inet.0: 11 destinations, 11 routes (10 active, 0 holddown, 1 hidden)
+ = Active Route, - = Last Active, * = Both
```

A	Destination	P	Prf	Metric 1	Metric 2	Next hop	AS path
*	10.10.0.0/16	S	5			>192.168.71.254	
*	10.209.0.0/16	S	5			>192.168.71.254	
*	10.255.71.14/32	D	0			>100.0	
*	172.16.0.0/12	S	5			>192.168.71.254	
*	192.168.0.0/16	S	5			>192.168.71.254	
*	192.168.64.0/21	D	0			>fxp0.0	
*	192.168.71.14/32	L	0			Local	
*	192.168.102.0/23	S	5			>192.168.71.254	
*	207.17.136.0/24	S	5			>192.168.71.254	
*	207.17.136.192/32	S	5			>192.168.71.254	

```

__juniper_private1__.inet.0: 2 destinations, 3 routes (2 active, 0 holddown, 0
hidden)
+ = Active Route, - = Last Active, * = Both

```

A	Destination	P	Prf	Metric 1	Metric 2	Next hop	AS path
*	10.0.0.0/8	D	0			>fxp2.0	
		D	0			>fxp1.0	
*	10.0.0.4/32	L	0			Local	

```

iso.0: 1 destinations, 1 routes (1 active, 0 holddown, 0 hidden)
+ = Active Route, - = Last Active, * = Both

```

A	Destination	P	Prf	Metric 1	Metric 2	Next hop	AS path
	47.0005.80ff.f800.0000.0108.0001.0102.5507.1014/152						
*		D	0			>100.0	

```

inet6.0: 2 destinations, 2 routes (2 active, 0 holddown, 0 hidden)
+ = Active Route, - = Last Active, * = Both

```

A	Destination	P	Prf	Metric 1	Metric 2	Next hop	AS path
	abcd::10:255:71:14/128						
*		D	0			>100.0	
	fe80::280:42ff:fe11:226f/128						
*		D	0			>100.0	

```

__juniper_private1__.inet6.0: 1 destinations, 1 routes (1 active, 0 holddown, 0
hidden)
+ = Active Route, - = Last Active, * = Both

```

A	Destination	P	Prf	Metric 1	Metric 2	Next hop	AS path
	fe80::280:42ff:fe11:226f/128						
*		D	0			>100.16385	

show route receive-protocol

List of Syntax	Syntax on page 289 Syntax (EX Series Switches) on page 289
Syntax	show route receive-protocol <i>protocol neighbor-address</i> <brief detail extensive terse> <logical-system (all <i>logical-system-name</i>)>
Syntax (EX Series Switches)	show route receive-protocol <i>protocol neighbor-address</i> <brief detail extensive terse>
Release Information	Command introduced before Junos OS Release 7.4. Command introduced in Junos OS Release 9.0 for EX Series switches.
Description	Display the routing information as it was received through a particular neighbor using a particular dynamic routing protocol.
Options	<p>brief detail extensive terse—(Optional) Display the specified level of output.</p> <p>logical-system (all <i>logical-system-name</i>)—(Optional) Perform this operation on all logical systems or on a particular logical system.</p> <p><i>protocol neighbor-address</i>—Protocol transmitting the route (bgp, dvmrp, msdp, pim, rip, or ripng) and address of the neighboring router from which the route entry was received.</p>
Additional Information	The output displays the selected routes and the attributes with which they were received, but does not show the effects of import policy on the routing attributes.
Required Privilege Level	view
List of Sample Output	show route receive-protocol bgp on page 292 show route receive-protocol bgp extensive on page 292 show route receive-protocol bgp table extensive on page 292 show route receive-protocol bgp logical-system extensive on page 293 show route receive-protocol bgp detail (Layer 2 VPN) on page 294 show route receive-protocol bgp extensive (Layer 2 VPN) on page 294 show route receive-protocol bgp (Layer 3 VPN) on page 295 show route receive-protocol bgp detail (Layer 3 VPN) on page 295 show route receive-protocol bgp detail (Long-Lived Graceful Restart) on page 296 show route receive-protocol bgp extensive (Layer 3 VPN) on page 296
Output Fields	Table 24 on page 290 describes the output fields for the show route receive-protocol command. Output fields are listed in the approximate order in which they appear.

Table 24: show route receive-protocol Output Fields

Field Name	Field Description	Level of Output
<i>routing-table-name</i>	Name of the routing table—for example, inet.0.	All levels
<i>number destinations</i>	Number of destinations for which there are routes in the routing table.	All levels
<i>number routes</i>	Number of routes in the routing table and total number of routes in the following states: <ul style="list-style-type: none"> • active • holddown (routes that are in pending state before being declared inactive) • hidden (routes that are not used because of a routing policy) 	All levels
Prefix	Destination prefix.	none brief
MED	Multiple exit discriminator value included in the route.	none brief
<i>destination-prefix</i> (entry, announced)	Destination prefix. The entry value is the number of routes for this destination, and the announced value is the number of routes being announced for this destination.	detail extensive
Accepted LongLivedStale	The LongLivedStale flag indicates that the route was marked LLGR-stale by this router, as part of the operation of LLGR receiver mode. Either this flag or the LongLivedStaleImport flag may be displayed for a route. Neither of these flags are displayed at the same time as the Stale (ordinary GR stale) flag.	detail extensive
Accepted LongLivedStaleImport	The LongLivedStaleImport flag indicates that the route was marked LLGR-stale when it was received from a peer, or by import policy. Either this flag or the LongLivedStale flag may be displayed for a route. Neither of these flags are displayed at the same time as the Stale (ordinary GR stale) flag. Accept all received BGP long-lived graceful restart (LLGR) and LLGR stale routes learned from configured neighbors and import into the inet.0 routing table	detail extensive
ImportAccepted LongLivedStaleImport	Accept all received BGP long-lived graceful restart (LLGR) and LLGR stale routes learned from configured neighbors and imported into the inet.0 routing table The LongLivedStaleImport flag indicates that the route was marked LLGR-stale when it was received from a peer, or by import policy.	detail extensive
Route Distinguisher	64-bit prefix added to IP subnets to make them unique.	detail extensive
Label-Base, range	First label in a block of labels and label block size. A remote PE routing device uses this first label when sending traffic toward the advertising PE routing device.	detail extensive
VPN Label	Virtual private network (VPN) label. Packets are sent between CE and PE routing devices by advertising VPN labels. VPN labels transit over either an RSVP or an LDP label-switched path (LSP) tunnel.	detail extensive

Table 24: show route receive-protocol Output Fields (*continued*)

Field Name	Field Description	Level of Output
Next hop	Next hop to the destination. An angle bracket (>) indicates that the route is the selected route.	All levels
Localpref or Lclpref	Local preference value included in the route.	All levels
AS path	<p>Autonomous system (AS) path through which the route was learned. The letters at the end of the AS path indicate the path origin, providing an indication of the state of the route at the point at which the AS path originated:</p> <ul style="list-style-type: none"> • I—IGP. • E—EGP. • ?—Incomplete; typically, the AS path was aggregated. <p>When AS path numbers are included in the route, the format is as follows:</p> <ul style="list-style-type: none"> • []—Brackets enclose the number that precedes the AS path. This number represents the number of ASs present in the AS path, when calculated as defined in RFC 4271. This value is used the AS-path merge process, as defined in RFC 4893. • []—If more than one AS number is configured on the router, or if AS path prepending is configured, brackets enclose the local AS number associated with the AS path. • { }—Braces enclose AS sets, which are groups of AS numbers in which the order does not matter. A set commonly results from route aggregation. The numbers in each AS set are displayed in ascending order. • ()—Parentheses enclose a confederation. • ([])—Parentheses and brackets enclose a confederation set. <p>NOTE: In Junos OS Release 10.3 and later, the AS path field displays an unrecognized attribute and associated hexadecimal value if BGP receives attribute 128 (attribute set) and you have not configured an independent domain in any routing instance.</p>	All levels
Cluster list	(For route reflected output only) Cluster ID sent by the route reflector.	detail extensive
Originator ID	(For route reflected output only) Address of routing device that originally sent the route to the route reflector.	detail extensive
Communities	Community path attribute for the route. See the Output Field table in the show route detail command for all possible values for this field.	detail extensive
AIGP	Accumulated interior gateway protocol (AIGP) BGP attribute.	detail extensive
Attrset AS	Number, local preference, and path of the AS that originated the route. These values are stored in the Attrset attribute at the originating routing device.	detail extensive
Layer2-info: encaps	Layer 2 encapsulation (for example, VPLS).	detail extensive
control flags	Control flags: none or Site Down .	detail extensive

Table 24: show route receive-protocol Output Fields (*continued*)

Field Name	Field Description	Level of Output
mtu	Maximum transmission unit (MTU) of the Layer 2 circuit.	detail extensive

Sample Output

show route receive-protocol bgp

```

user@host> show route receive-protocol bgp 10.255.245.215

inet.0: 28 destinations, 33 routes (27 active, 0 holddown, 1 hidden)
Prefix          Next hop          MED      Lclpref  AS path
10.22.1.0/24     10.255.245.215    0        100      I
10.22.2.0/24     10.255.245.215    0        100      I

```

show route receive-protocol bgp extensive

```

user@host> show route receive-protocol bgp 10.255.245.63 extensive
inet.0: 244 destinations, 244 routes (243 active, 0 holddown, 1 hidden)
Prefix          Next hop          MED      Lclpref  AS path
1.1.1.0/24 (1 entry, 1 announced)
  Next hop: 10.0.50.3
  Localpref: 100
  AS path: I <Originator>
  Cluster list: 10.2.3.1
  Originator ID: 10.255.245.45
165.3.0.0/16 (1 entry, 1 announced)
  Next hop: 111.222.5.254
  Localpref: 100
  AS path: I <Originator>
  Cluster list: 10.2.3.1
  Originator ID: 10.255.245.68
165.4.0.0/16 (1 entry, 1 announced)
  Next hop: 111.222.5.254
  Localpref: 100
  AS path: I <Originator>
  Cluster list: 10.2.3.1
  Originator ID: 10.255.245.45
195.1.2.0/24 (1 entry, 1 announced)
  Next hop: 111.222.5.254
  Localpref: 100
  AS path: I <Originator>
  Cluster list: 10.2.3.1
  Originator ID: 10.255.245.68
inet.2: 63 destinations, 63 routes (63 active, 0 holddown, 0 hidden)
Prefix          Next hop          MED      Lclpref  AS path
inet.3: 10 destinations, 10 routes (10 active, 0 holddown, 0 hidden)
Prefix          Next hop          MED      Lclpref  AS path
iso.0: 1 destinations, 1 routes (1 active, 0 holddown, 0 hidden)
Prefix          Next hop          MED      Lclpref  AS path
mpls.0: 48 destinations, 48 routes (48 active, 0 holddown, 0 hidden)

```

show route receive-protocol bgp table extensive

```

user@host> show route receive-protocol bgp 207.17.136.192 table inet.0 66.117.68.0/24 extensive
inet.0: 227315 destinations, 227316 routes (227302 active, 0 holddown, 13 hidden)
* 66.117.63.0/24 (1 entry, 1 announced)
  Nexthop: 207.17.136.29

```

```

Localpref: 100
AS path: AS2 PA[6]: 14203 2914 3356 29748 33437 AS_TRANS
AS path: AS4 PA[2]: 33437 393219
AS path: Merged[6]: 14203 2914 3356 29748 33437 393219 I
Communities: 2914:420

```

show route receive-protocol bgp logical-system extensive

```

user@host> show route receive-protocol bgp 10.0.0.9 logical-system PE4 extensive
inet.0: 12 destinations, 13 routes (12 active, 0 holddown, 0 hidden)
* 10.0.0.0/30 (1 entry, 1 announced)
    Accepted
    Route Label: 3
    Nexthop: 10.0.0.9
    AS path: 13979 I

* 10.0.0.4/30 (1 entry, 1 announced)
    Accepted
    Route Label: 3
    Nexthop: 10.0.0.9
    AS path: 13979 I

10.0.0.8/30 (2 entries, 1 announced)
    Accepted
    Route Label: 3
    Nexthop: 10.0.0.9
    AS path: 13979 I

* 10.9.9.1/32 (1 entry, 1 announced)
    Accepted
    Route Label: 3
    Nexthop: 10.0.0.9
    AS path: 13979 I

* 10.100.1.1/32 (1 entry, 1 announced)
    Accepted
    Route Label: 3
    Nexthop: 10.0.0.9
    AS path: 13979 I

* 44.0.0.0/24 (1 entry, 1 announced)
    Accepted
    Route Label: 300096
    Nexthop: 10.0.0.9
    AS path: 13979 I
    AIGP: 203

* 55.0.0.0/24 (1 entry, 1 announced)
    Accepted
    Route Label: 300112
    Nexthop: 10.0.0.9
    AS path: 13979 7018 I
    AIGP: 25

* 66.0.0.0/24 (1 entry, 1 announced)
    Accepted
    Route Label: 300144
    Nexthop: 10.0.0.9
    AS path: 13979 7018 I

* 99.0.0.0/24 (1 entry, 1 announced)

```

```

Accepted
Route Label: 300160
Nexthop: 10.0.0.9
AS path: 13979 7018 I

```

show route receive-protocol bgp detail (Layer 2 VPN)

```

user@host> show route receive-protocol bgp 10.255.14.171 detail
inet.0: 68 destinations, 68 routes (67 active, 0 holddown, 1 hidden)
Prefix          Nexthop          MED      Lclpref AS path
inet.3: 4 destinations, 4 routes (4 active, 0 holddown, 0 hidden)
Prefix          Nexthop          MED      Lclpref AS path
iso.0: 1 destinations, 1 routes (1 active, 0 holddown, 0 hidden)
Prefix          Nexthop          MED      Lclpref AS path
mpls.0: 10 destinations, 10 routes (10 active, 0 holddown, 0 hidden)
Prefix          Nexthop          MED      Lclpref AS path
frame-vpn.l2vpn.0: 2 destinations, 2 routes (2 active, 0 holddown, 0
hidden)
Prefix          Nexthop          MED      Lclpref AS path
10.255.245.35:1:5:1/96 (1 entry, 1 announced)
  Route Distinguisher: 10.255.245.35:1
  Label-base : 800000, range : 4, status-vector : 0x0
  Nexthop: 10.255.245.35
  Localpref: 100
  AS path: I
  Communities: target:65299:100 Layer2-info: encaps:FRAME RELAY,
  control flags: 0, mtu: 0
bgp.l2vpn.0: 1 destinations, 1 routes (1 active, 0 holddown, 0 hidden)
Prefix          Nexthop          MED      Lclpref AS path
10.255.245.35:1:5:1/96 (1 entry, 0 announced)
  Route Distinguisher: 10.255.245.35:1
  Label-base : 800000, range : 4, status-vector : 0x0
  Nexthop: 10.255.245.35
  Localpref: 100
  AS path: I
  Communities: target:65299:100 Layer2-info: encaps:FRAME RELAY,
  control flags: 0, mtu: 0

```

show route receive-protocol bgp extensive (Layer 2 VPN)

```

user@host> show route receive-protocol bgp 10.255.14.171 extensive
inet.0: 68 destinations, 68 routes (67 active, 0 holddown, 1 hidden)
Prefix          Nexthop          MED      Lclpref AS path
inet.3: 4 destinations, 4 routes (4 active, 0 holddown, 0 hidden)
Prefix          Nexthop          MED      Lclpref AS path
iso.0: 1 destinations, 1 routes (1 active, 0 holddown, 0 hidden)
Prefix          Nexthop          MED      Lclpref AS path
mpls.0: 10 destinations, 10 routes (10 active, 0 holddown, 0 hidden)
Prefix          Nexthop          MED      Lclpref AS path
frame-vpn.l2vpn.0: 2 destinations, 2 routes (2 active, 0 holddown, 0 hidden)
Prefix          Nexthop          MED      Lclpref AS path
10.255.245.35:1:5:1/96 (1 entry, 1 announced)
  Route Distinguisher: 10.255.245.35:1
  Label-base : 800000, range : 4, status-vector : 0x0
  Nexthop: 10.255.245.35
  Localpref: 100
  AS path: I
  Communities: target:65299:100 Layer2-info: encaps:FRAME RELAY,
  control flags: 0, mtu: 0
bgp.l2vpn.0: 1 destinations, 1 routes (1 active, 0 holddown, 0 hidden)
Prefix          Nexthop          MED      Lclpref AS path

```

```

10.255.245.35:1:5:1/96 (1 entry, 0 announced)
  Route Distinguisher: 10.255.245.35:1
  Label-base : 800000, range : 4, status-vector : 0x0
  Nexthop: 10.255.245.35
  Localpref: 100
  AS path: I
  Communities: target:65299:100 Layer2-info: encaps:FRAME RELAY,
  control flags:0, mtu: 0

```

show route receive-protocol bgp (Layer 3 VPN)

```

user@host> show route receive-protocol bgp 10.255.14.171
inet.0: 33 destinations, 33 routes (32 active, 0 holddown, 1 hidden)
Prefix          Nexthop          MED    Lclpref AS path
inet.3: 2 destinations, 2 routes (2 active, 0 holddown, 0 hidden)
Prefix          Nexthop          MED    Lclpref AS path
VPN-A.inet.0: 6 destinations, 6 routes (6 active, 0 holddown, 0 hidden)
Prefix          Nexthop          MED    Lclpref AS path
10.255.14.175/32  10.255.14.171          100 2 I
10.255.14.179/32  10.255.14.171          2    100 I
VPN-B.inet.0: 6 destinations, 6 routes (6 active, 0 holddown, 0 hidden)
Prefix          Nexthop          MED    Lclpref AS path
10.255.14.175/32  10.255.14.171          100 2 I
10.255.14.177/32  10.255.14.171          100 I
iso.0: 1 destinations, 1 routes (1 active, 0 holddown, 0 hidden)
Prefix          Nexthop          MED    Lclpref AS path
mpls.0: 9 destinations, 9 routes (9 active, 0 holddown, 0 hidden)
Prefix          Nexthop          MED    Lclpref AS path
bgp.l3vpn.0: 3 destinations, 3 routes (3 active, 0 holddown, 0 hidden)
Prefix          Nexthop          MED    Lclpref AS path
10.255.14.171:300:10.255.14.177/32
                  10.255.14.171          100 I
10.255.14.171:100:10.255.14.179/32
                  10.255.14.171          2    100 I
10.255.14.171:200:10.255.14.175/32
                  10.255.14.171          100 2 I

```

show route receive-protocol bgp detail (Layer 3 VPN)

```

user@host> show route receive-protocol bgp 10.255.14.174 detail
inet.0: 16 destinations, 17 routes (15 active, 0 holddown, 1 hidden)
inet.3: 2 destinations, 2 routes (2 active, 0 holddown, 0 hidden)
vpna.inet.0: 5 destinations, 5 routes (5 active, 0 holddown, 0 hidden)
* 10.49.0.0/30 (1 entry, 1 announced)
  Route Distinguisher: 10.255.14.176:2
  VPN Label: 101264
  Nexthop: 10.255.14.174
  Localpref: 100
  AS path: I
  Communities: target:200:100
  AttrSet AS: 100
    Localpref: 100
    AS path: I
* 10.255.14.172/32 (1 entry, 1 announced)
  Route Distinguisher: 10.255.14.176:2
  VPN Label: 101280
  Nexthop: 10.255.14.174
  Localpref: 100
  AS path: I
  Communities: target:200:100
  AttrSet AS: 100

```

```

        Localpref: 100
        AS path: I
iso.0: 1 destinations, 1 routes (1 active, 0 holddown, 0 hidden)
mpls.0: 5 destinations, 5 routes (5 active, 0 holddown, 0 hidden)
bgp.l3vpn.0: 2 destinations, 2 routes (2 active, 0 holddown, 0 hidden)
* 10.255.14.174:2:10.49.0.0/30 (1 entry, 0 announced)
    Route Distinguisher: 10.255.14.174:2
    VPN Label: 101264
    Nexthop: 10.255.14.174
    Localpref: 100
    AS path: I
    Communities: target:200:100
    AttrSet AS: 100
        Localpref: 100
        AS path: I
* 10.255.14.174:2:10.255.14.172/32 (1 entry, 0 announced)
    Route Distinguisher: 10.255.14.174:2
    VPN Label: 101280
    Nexthop: 10.255.14.174
    Localpref: 100
    AS path: I
    Communities: target:200:100
    AttrSet AS: 100
        Localpref: 100
        AS path: I
inet6.0: 2 destinations, 2 routes (2 active, 0 holddown, 0 hidden)

```

show route receive-protocol bgp detail (Long-Lived Graceful Restart)

```

user@host> show route receive-protocol bgp 10.4.12.11 detail

bgp.l2vpn.0: 38 destinations, 39 routes (37 active, 0 holddown, 1 hidden)
* 1.1.1.4:100:1.1.1.4/96 AD (1 entry, 1 announced)
    Accepted LongLivedStale LongLivedStaleImport
    Nexthop: 10.4.12.11
    Localpref: 100
    AS path: I

```

show route receive-protocol bgp extensive (Layer 3 VPN)

```

user@host> show route receive-protocol bgp 10.255.245.63 extensive
inet.0: 244 destinations, 244 routes (243 active, 0 holddown, 1 hidden)
  Prefix                Nexthop                MED    Lclpref AS path
  1.1.1.0/24 (1 entry, 1 announced)
    Nexthop: 10.0.50.3
    Localpref: 100
    AS path: I <Originator>
    Cluster list: 10.2.3.1
    Originator ID: 10.255.245.45
  165.3.0.0/16 (1 entry, 1 announced)
    Nexthop: 111.222.5.254
    Localpref: 100
    AS path: I <Originator>
    Cluster list: 10.2.3.1
    Originator ID: 10.255.245.68
  165.4.0.0/16 (1 entry, 1 announced)
    Nexthop: 111.222.5.254
    Localpref: 100
    AS path: I <Originator>
    Cluster list: 10.2.3.1
    Originator ID: 10.255.245.45

```

```
195.1.2.0/24 (1 entry, 1 announced)
  Nexthop: 111.222.5.254
  Localpref: 100
  AS path: I <Originator>
  Cluster list: 10.2.3.1
  Originator ID: 10.255.245.68
inet.2: 63 destinations, 63 routes (63 active, 0 holddown, 0 hidden)
Prefix          Nexthop          MED      Lclpref AS path
inet.3: 10 destinations, 10 routes (10 active, 0 holddown, 0 hidden)
Prefix          Nexthop          MED      Lclpref AS path
iso.0: 1 destinations, 1 routes (1 active, 0 holddown, 0 hidden)
Prefix          Nexthop          MED      Lclpref AS path
mpls.0: 48 destinations, 48 routes (48 active, 0 holddown, 0 hidden)
```

show route resolution

List of Syntax	Syntax on page 298 Syntax (EX Series Switches) on page 298
Syntax	<pre>show route resolution <brief detail extensive summary> <index <i>index</i>> <logical-system (all <i>logical-system-name</i>)> <prefix> <table <i>routing-table-name</i>> <unresolved></pre>
Syntax (EX Series Switches)	<pre>show route resolution <brief detail extensive summary> <index <i>index</i>> <prefix> <table <i>routing-table-name</i>> <unresolved></pre>
Release Information	Command introduced before Junos OS Release 7.4. Command introduced in Junos OS Release 9.0 for EX Series switches.
Description	Display the entries in the next-hop resolution database. This database provides for recursive resolution of next hops through other prefixes in the routing table.
Options	<p>none—Display standard information about all entries in the next-hop resolution database.</p> <p>brief detail extensive summary—(Optional) Display the specified level of output.</p> <p>index <i>index</i>—(Optional) Show the index of the resolution tree.</p> <p>logical-system (all <i>logical-system-name</i>)—(Optional) Perform this operation on all logical systems or on a particular logical system.</p> <p>prefix <i>network/destination-prefix</i>—(Optional) Display database entries for the specified address.</p> <p>table <i>routing-table-name</i>—(Optional) Display information about a particular routing table (for example, inet.0) where policy-based export is currently enabled.</p> <p>unresolved—(Optional) Display routes that could not be resolved.</p>
Required Privilege Level	view
Related Documentation	<ul style="list-style-type: none">• Example: Configuring Route Resolution on PE Routers
List of Sample Output	show route resolution detail on page 299 show route resolution summary on page 300 show route resolution unresolved on page 300

Output Fields Table 25 on page 299 describes the output fields for the **show route resolution** command. Output fields are listed in the approximate order in which they appear.

Table 25: show route resolution Output Fields

Field Name	Field Description
<i>routing-table-name</i>	Name of the routing table whose prefixes are resolved using the entries in the route resolution database. For routing table groups, this is the name of the primary routing table whose prefixes are resolved using the entries in the route resolution database.
Tree index	Tree index identifier.
Nodes	Number of nodes in the tree.
Reference count	Number of references made to the next hop.
Contributing routing tables	Routing tables used for next-hop resolution.
Originating RIB	Name of the routing table whose active route was used to determine the forwarding next-hop entry in the resolution database. For example, in the case of inet.0 resolving through inet.0 and inet.3 , this field indicates which routing table, inet.0 or inet.3 , provided the best path for a particular prefix.
Metric	Metric associated with the forwarding next hop.
Node path count	Number of nodes in the path.
Forwarding next hops	Number of forwarding next hops. The forwarding next hop is the network layer address of the directly reachable neighboring system (if applicable) and the interface used to reach it.

Sample Output

show route resolution detail

```

user@host> show route resolution detail
Tree Index: 1, Nodes 0, Reference Count 1
Contributing routing tables: inet.3
Tree Index: 2, Nodes 23, Reference Count 1
Contributing routing tables: inet.0 inet.3
10.10.0.0/16 Originating RIB: inet.0
  Node path count: 1
  Forwarding nexthops: 1
10.31.1.0/30 Originating RIB: inet.0
  Node path count: 1
  Forwarding nexthops: 1
10.31.1.1/32 Originating RIB: inet.0
  Node path count: 1
  Forwarding nexthops: 0
10.31.1.4/30 Originating RIB: inet.0
  Node path count: 1
  Forwarding nexthops: 1
10.31.1.5/32 Originating RIB: inet.0

```

```
Node path count: 1
Forwarding nexthops: 0
10.31.2.0/30 Originating RIB: inet.0
Metric: 2 Node path count: 1
Forwarding nexthops: 2
10.31.11.0/24 Originating RIB: inet.0
Node path count: 1
Forwarding nexthops: 1
```

show route resolution summary

```
user@host> show route resolution summary
Tree Index: 1, Nodes 24, Reference Count 1
Contributing routing tables: :voice.inet.0 :voice.inet.3
Tree Index: 2, Nodes 2, Reference Count 1
Contributing routing tables: inet.3
Tree Index: 3, Nodes 43, Reference Count 1
Contributing routing tables: inet.0 inet.3
```

show route resolution unresolved

```
user@host> show route resolution unresolved
Tree Index 1
vt-3/2/0.32769.0      /16
  Protocol Nexthop: 10.255.71.238 Push 800000
  Indirect nexthop: 0 -
vt-3/2/0.32772.0      /16
  Protocol Nexthop: 10.255.70.103 Push 800008
  Indirect nexthop: 0 -
Tree Index 2
```

show route snooping

Syntax	<pre>show route snooping <brief detail extensive terse> <all> <best address/prefix> <exact address> <logical-system logical-system-name> <range prefix-range> <summary> <table table-name></pre>
Release Information	<p>Command introduced in Junos OS Release 8.5.</p> <p>Command introduced in Junos OS Release 9.0 for EX Series switches.</p>
Description	Display the entries in the routing table that were learned from snooping.
Options	<p>none—Display the entries in the routing table that were learned from snooping.</p> <p>brief detail extensive terse—(Optional) Display the specified level of output. If you do not specify a level of output, the system defaults to brief.</p> <p>all—(Optional) Display all entries, including hidden entries.</p> <p>best address/prefix—(Optional) Display the longest match for the provided address and optional prefix.</p> <p>exact address/prefix—(Optional) Display exact matches for the provided address and optional prefix.</p> <p>logical-system logical-system-name—(Optional) Display information about a particular logical system, or type 'all'.</p> <p>range prefix-range—(Optional) Display information for the provided address range.</p> <p>summary—(Optional) Display route snooping summary statistics.</p> <p>table table-name—(Optional) Display information for the named table.</p>
Required Privilege Level	view
List of Sample Output	<p>show route snooping detail on page 301</p> <p>show route snooping logical-system all on page 302</p>
Output Fields	For information about output fields, see the output field tables for the show route command, the show route detail command, the show route extensive command, or the show route terse command.

Sample Output

show route snooping detail

```
user@host> show route snooping detail
```

```

__+domainAll__.inet.0: 2 destinations, 2 routes (2 active, 0 holddown, 0 hidden)

224.0.0.2/32 (1 entry, 1 announced)
  *IGMP   Preference: 0
          Next hop type: MultiRecv
          Next-hop reference count: 4
          State: <Active NoReadvrt Int>
          Age: 2:24
          Task: IGMP
          Announcement bits (1): 0-KRT
          AS path: I

224.0.0.22/32 (1 entry, 1 announced)
  *IGMP   Preference: 0
          Next hop type: MultiRecv
          Next-hop reference count: 4
          State: <Active NoReadvrt Int>
          Age: 2:24
          Task: IGMP
          Announcement bits (1): 0-KRT
          AS path: I

__+domainAll__.inet.1: 36 destinations, 36 routes (36 active, 0 holddown, 0 hidden)

224.0.0.0.0.0.0.0/24 (1 entry, 1 announced)
  *Multicast Preference: 180
          Next hop type: Multicast (IPv4), Next hop index: 1048584
          Next-hop reference count: 4
          State: <Active Int>
          Age: 2:24
          Task: MC
          Announcement bits (1): 0-KRT
          AS path: I

<snip>

```

show route snooping logical-system all

```

user@host> show route snooping logical-system all

logical-system: default

inet.1: 20 destinations, 20 routes (20 active, 0 holddown, 0 hidden)
Restart Unsupported
+ = Active Route, - = Last Active, * = Both

0.0,0.1,0.0,232.1.1.65,100.1.1.2/112*[Multicast/180] 00:07:36
      Multicast (IPv4) Composite
0.0,0.1,0.0,232.1.1.66,100.1.1.2/112*[Multicast/180] 00:07:36
      Multicast (IPv4) Composite
0.0,0.1,0.0,232.1.1.67,100.1.1.2/112*[Multicast/180] 00:07:36

<snip>

default-switch.inet.1: 237 dest, 237 rts (237 active, 0 holddown, 0 hidden)
Restart Complete
+ = Active Route, - = Last Active, * = Both

0.15,0.1,0.0,0.0.0.0,0.0.0.0,2/120*[Multicast/180] 00:08:21
      Multicast (IPv4) Composite
0.15,0.1,0.0,0.0.0.0,0.0.0.0,2,17/128*[Multicast/180] 00:08:21

```

Multicast (IPv4) Composite

<snip>

show route source-gateway

List of Syntax	Syntax on page 304 Syntax (EX Series Switches) on page 304
Syntax	<code>show route source-gateway address</code> <brief detail extensive terse> <logical-system (all <i>logical-system-name</i>)>
Syntax (EX Series Switches)	<code>show route source-gateway address</code> <brief detail extensive terse>
Release Information	Command introduced before Junos OS Release 7.4. Command introduced in Junos OS Release 9.0 for EX Series switches.
Description	Display the entries in the routing table that were learned from a particular address. The Source field in the <code>show route detail</code> command output lists the source for each route, if known.
Options	brief detail extensive terse —(Optional) Display the specified level of output. If you do not specify a level of output, the system defaults to brief . address —IP address of the system. logical-system (all <i>logical-system-name</i>) —(Optional) Perform this operation on all logical systems or on a particular logical system.
Required Privilege Level	view
List of Sample Output	show route source-gateway on page 304 show route source-gateway detail on page 305 show route source-gateway extensive on page 307
Output Fields	For information about output fields, see the output field tables for the show route command, the show route detail command, the show route extensive command, or the show route terse command.

Sample Output

show route source-gateway

```
user@host> show route source-gateway 10.255.70.103
inet.0: 24 destinations, 25 routes (23 active, 0 holddown, 1 hidden)
Restart Complete

inet.3: 2 destinations, 2 routes (2 active, 0 holddown, 0 hidden)
Restart Complete

private1___.inet.0: 2 destinations, 3 routes (2 active, 0 holddown, 0 hidden)

iso.0: 1 destinations, 1 routes (1 active, 0 holddown, 0 hidden)
Restart Complete
```

```

mpls.0: 7 destinations, 7 routes (5 active, 0 holddown, 2 hidden)
Restart Complete

inet6.0: 5 destinations, 5 routes (5 active, 0 holddown, 0 hidden)
Restart Complete

private1___.inet6.0: 1 destinations, 1 routes (1 active, 0 holddown, 0 hidden)

green.l2vpn.0: 4 destinations, 4 routes (4 active, 0 holddown, 0 hidden)
Restart Complete
+ = Active Route, - = Last Active, * = Both

10.255.70.103:1:3:1/96
    *[BGP/170] 12:12:24, localpref 100, from 10.255.70.103
    AS path: I
    > via so-0/3/0.0, label-switched-path green-r1-r3

red.l2vpn.0: 3 destinations, 3 routes (3 active, 0 holddown, 0 hidden)
Restart Complete
+ = Active Route, - = Last Active, * = Both

10.255.70.103:2:3:1/96
    *[BGP/170] 12:12:24, localpref 0, from 10.255.70.103
    AS path: I
    > via so-0/3/0.0, label-switched-path green-r1-r3

bgp.l2vpn.0: 4 destinations, 4 routes (4 active, 0 holddown, 0 hidden)
Restart Complete
+ = Active Route, - = Last Active, * = Both

10.255.70.103:1:3:1/96
    *[BGP/170] 12:12:24, localpref 100, from 10.255.70.103
    AS path: I
    > via so-0/3/0.0, label-switched-path green-r1-r3

10.255.70.103:2:3:1/96
    *[BGP/170] 12:12:24, localpref 0, from 10.255.70.103
    AS path: I
    > via so-0/3/0.0, label-switched-path green-r1-r3

```

show route source-gateway detail

```

user@host> show route source-gateway 10.255.70.103 detail
inet.0: 24 destinations, 25 routes (23 active, 0 holddown, 1 hidden)
Restart Complete

inet.3: 2 destinations, 2 routes (2 active, 0 holddown, 0 hidden)
Restart Complete

private1___.inet.0: 2 destinations, 3 routes (2 active, 0 holddown, 0 hidden)

iso.0: 1 destinations, 1 routes (1 active, 0 holddown, 0 hidden)
Restart Complete

mpls.0: 7 destinations, 7 routes (5 active, 0 holddown, 2 hidden)
Restart Complete

inet6.0: 5 destinations, 5 routes (5 active, 0 holddown, 0 hidden)
Restart Complete
green.l2vpn.0: 4 destinations, 4 routes (4 active, 0 holddown, 0 hidden)

```

Restart Complete

10.255.70.103:1:3:1/96 (1 entry, 1 announced)

```
*BGP      Preference: 170/-101
          Route Distinguisher: 10.255.70.103:1
          Next-hop reference count: 7
          Source: 10.255.70.103
          Protocol next hop: 10.255.70.103
          Indirect next hop: 2 no-forward
          State: <Secondary Active Int Ext>
          Local AS: 69 Peer AS: 69
          Age: 12:14:00 Metric2: 1
          Task: BGP_69.10.255.70.103+179
          Announcement bits (1): 0-green-12vpn
          AS path: I
          Communities: target:11111:1 Layer2-info: encaps:VPLS,
          control flags:, mtu: 0
          Label-base: 800008, range: 8
          Localpref: 100
          Router ID: 10.255.70.103
          Primary Routing Table bgp.12vpn.0
```

red.12vpn.0: 3 destinations, 3 routes (3 active, 0 holddown, 0 hidden)

Restart Complete

10.255.70.103:2:3:1/96 (1 entry, 1 announced)

```
*BGP      Preference: 170/-1
          Route Distinguisher: 10.255.70.103:2
          Next-hop reference count: 7
          Source: 10.255.70.103
          Protocol next hop: 10.255.70.103
          Indirect next hop: 2 no-forward
          State: <Secondary Active Int Ext>
          Local AS: 69 Peer AS: 69
          Age: 12:14:00 Metric2: 1
          Task: BGP_69.10.255.70.103+179
          Announcement bits (1): 0-red-12vpn
          AS path: I
          Communities: target:11111:2 Layer2-info: encaps:VPLS,
          control flags:Site-Down, mtu: 0
          Label-base: 800016, range: 8
          Localpref: 0
          Router ID: 10.255.70.103
          Primary Routing Table bgp.12vpn.0
```

bgp.12vpn.0: 4 destinations, 4 routes (4 active, 0 holddown, 0 hidden)

Restart Complete

10.255.70.103:1:3:1/96 (1 entry, 0 announced)

```
*BGP      Preference: 170/-101
          Route Distinguisher: 10.255.70.103:1
          Next-hop reference count: 7
          Source: 10.255.70.103
          Protocol next hop: 10.255.70.103
          Indirect next hop: 2 no-forward
          State: <Active Int Ext>
          Local AS: 69 Peer AS: 69
          Age: 12:14:00 Metric2: 1
          Task: BGP_69.10.255.70.103+179
          AS path: I
          Communities: target:11111:1 Layer2-info: encaps:VPLS, control
          flags:, mtu: 0
```

```

Label-base: 800008, range: 8
Localpref: 100
Router ID: 10.255.70.103
Secondary Tables: green.l2vpn.0
10.255.70.103:2:3:1/96 (1 entry, 0 announced)
  *BGP Preference: 170/-1
    Route Distinguisher: 10.255.70.103:2
    Next-hop reference count: 7
    Source: 10.255.70.103
    Protocol next hop: 10.255.70.103
    Indirect next hop: 2 no-forward
    State: <Active Int Ext>
    Local AS: 69 Peer AS: 69
    Age: 12:14:00 Metric2: 1
    Task: BGP_69.10.255.70.103+179
    AS path: I
    Communities: target:11111:2 Layer2-info: encaps:VPLS,
    control flags:Site-Down,
    mtu: 0
    Label-base: 800016, range: 8
    Localpref: 0
    Router ID: 10.255.70.103
    Secondary Tables: red.l2vpn.0

```

show route source-gateway extensive

```

user@host> show route source-gateway 10.255.70.103 extensive
inet.0: 24 destinations, 25 routes (23 active, 0 holddown, 1 hidden)
Restart Complete

inet.3: 2 destinations, 2 routes (2 active, 0 holddown, 0 hidden)
Restart Complete

private1___.inet.0: 2 destinations, 3 routes (2 active, 0 holddown, 0 hidden)

iso.0: 1 destinations, 1 routes (1 active, 0 holddown, 0 hidden)
Restart Complete

mpls.0: 7 destinations, 7 routes (5 active, 0 holddown, 2 hidden)
Restart Complete

inet6.0: 5 destinations, 5 routes (5 active, 0 holddown, 0 hidden)
Restart Complete

green.l2vpn.0: 4 destinations, 4 routes (4 active, 0 holddown, 0 hidden)
Restart Complete
10.255.70.103:1:3:1/96 (1 entry, 1 announced)
  *BGP Preference: 170/-101
    Route Distinguisher: 10.255.70.103:1
    Next-hop reference count: 7
    Source: 10.255.70.103
    Protocol next hop: 10.255.70.103
    Indirect next hop: 2 no-forward
    State: <Secondary Active Int Ext>
    Local AS: 69 Peer AS: 69
    Age: 12:15:24 Metric2: 1
    Task: BGP_69.10.255.70.103+179
    Announcement bits (1): 0-green-l2vpn
    AS path: I
    Communities: target:11111:1 Layer2-info: encaps:VPLS,
    control flags:, mtu: 0

```

```

Label-base: 800008, range: 8
Localpref: 100
Router ID: 10.255.70.103
Primary Routing Table bgp.l2vpn.0

red.l2vpn.0: 3 destinations, 3 routes (3 active, 0 holddown, 0 hidden)
Restart Complete

10.255.70.103:2:3:1/96 (1 entry, 1 announced)
*BGP Preference: 170/-1
Route Distinguisher: 10.255.70.103:2
Next-hop reference count: 7
Source: 10.255.70.103
Protocol next hop: 10.255.70.103
Indirect next hop: 2 no-forward
State: <Secondary Active Int Ext>
Local AS: 69 Peer AS: 69
Age: 12:15:24 Metric2: 1
Task: BGP_69.10.255.70.103+179
Announcement bits (1): 0-red-l2vpn
AS path: I
Communities: target:11111:2 Layer2-info: encaps:VPLS,
control flags:Site-Down, mtu: 0
Label-base: 800016, range: 8
Localpref: 0
Router ID: 10.255.70.103
Primary Routing Table bgp.l2vpn.0

bgp.l2vpn.0: 4 destinations, 4 routes (4 active, 0 holddown, 0 hidden)
Restart Complete

10.255.70.103:1:3:1/96 (1 entry, 0 announced)
*BGP Preference: 170/-101
Route Distinguisher: 10.255.70.103:1
Next-hop reference count: 7
Source: 10.255.70.103
Protocol next hop: 10.255.70.103
Indirect next hop: 2 no-forward
State: <Active Int Ext>
Local AS: 69 Peer AS: 69
Age: 12:15:24 Metric2: 1
Task: BGP_69.10.255.70.103+179
AS path: I
Communities: target:11111:1 Layer2-info: encaps:VPLS,
control flags:, mtu: 0
Label-base: 800008, range: 8
Localpref: 100
Router ID: 10.255.70.103
Secondary Tables: green.l2vpn.0
Indirect next hops: 1
    Protocol next hop: 10.255.70.103 Metric: 2
    Indirect next hop: 2 no-forward
    Indirect path forwarding next hops: 1
Next hop: via so-0/3/0.0 weight 0x1
    10.255.70.103/32 Originating RIB: inet.3
    Metric: 2 Node path count: 1
    Forwarding nexthops: 1
    Nexthop: via so-0/3/0.0

10.255.70.103:2:3:1/96 (1 entry, 0 announced)
*BGP Preference: 170/-1

```

```
Route Distinguisher: 10.255.70.103:2
Next-hop reference count: 7
Source: 10.255.70.103
Protocol next hop: 10.255.70.103
Indirect next hop: 2 no-forward
State: <Active Int Ext>
Local AS: 69 Peer AS: 69
Age: 12:15:24 Metric2: 1
Task: BGP_69.10.255.70.103+179
AS path: I
Communities: target:11111:2 Layer2-info: encaps:VPLS,
control flags:Site-Down,
mtu: 0
Label-base: 800016, range: 8
Localpref: 0
Router ID: 10.255.70.103
Secondary Tables: red.12vpn.0
Indirect next hops: 1
    Protocol next hop: 10.255.70.103 Metric: 2
    Indirect next hop: 2 no-forward
    Indirect path forwarding next hops: 1
Next hop: via so-0/3/0.0 weight 0x1
    10.255.70.103/32 Originating RIB: inet.3
    Metric: 2 Node path count: 1
    Forwarding nexthops: 1
    Nexthop: via so-0/3/0.0
```

show route summary

List of Syntax	Syntax on page 310 Syntax (EX Series Switches) on page 310
Syntax	<pre>show route summary <logical-system (all <i>logical-system-name</i>)> <table <i>routing-table-name</i>></pre>
Syntax (EX Series Switches)	show route summary
Release Information	<p>Command introduced before Junos OS Release 7.4.</p> <p>Command introduced in Junos OS Release 9.0 for EX Series switches.</p>
Description	<p>Display summary statistics about the entries in the routing table.</p> <p>CPU utilization might increase while the device learns routes. We recommend that you use the show route summary command after the device learns and enters the routes into the routing table. Depending on the size of your network, this might take several minutes. If you receive a “timeout communicating with routing daemon” error when using the show route summary command, wait several minutes before attempting to use the command again. This is not a critical system error, but you might experience a delay in using the command-line interface (CLI).</p>
Options	<p>none—Display summary statistics about the entries in the routing table.</p> <p>logical-system (all <i>logical-system-name</i>)—(Optional) Perform this operation on all logical systems or on a particular logical system.</p> <p>table <i>routing-table-name</i>—(Optional) Display summary statistics for all routing tables whose name begins with this string (for example, inet.0 and inet6.0 are both displayed when you run the show route summary table inet command). If you only want to display statistics for a specific routing table, make sure to enter the exact name of that routing table.</p>
Required Privilege Level	view
List of Sample Output	show route summary on page 311 show route summary table on page 312 show route summary table (with Route Limits Configured for the Routing Table) on page 312
Output Fields	<p>Table 26 on page 310 lists the output fields for the show route summary command. Output fields are listed in the approximate order in which they appear.</p>

Table 26: show route summary Output Fields

Field Name	Field Description
Router ID	Address of the local routing device.

Table 26: show route summary Output Fields (*continued*)

Field Name	Field Description
<i>routing-table-name</i>	Name of the routing table (for example, inet.0).
destinations	Number of destinations for which there are routes in the routing table.
routes	Number of routes in the routing table: <ul style="list-style-type: none"> active—Number of routes that are active. holddown—Number of routes that are in the hold-down state before being declared inactive. hidden—Number of routes that are not used because of routing policy.
Limit/Threshold	Displays the configured route limits for the routing table set with the maximum-prefixes and the maximum-paths statements. If you do not configure route limits for the routing table, the show output does not display this information. <ul style="list-style-type: none"> destinations—The first number represents the maximum number of route prefixes installed in the routing table. The second number represents the number of route prefixes that trigger a warning message. routes—The first number represents the maximum number of routes. The second number represents the number of routes that trigger a warning message.
Direct	Routes on the directly connected network.
Local	Local routes.
<i>protocol-name</i>	Name of the protocol from which the route was learned. For example, OSPF , RSVP , and Static .

Sample Output

show route summary

```

user@host> show route summary
Autonomous system number: 69
Router ID: 10.255.71.52
Maximum-ECMP: 32
inet.0: 24 destinations, 25 routes (23 active, 0 holddown, 1 hidden)
Restart Complete
      Direct:    6 routes,      5 active
      Local:    4 routes,      4 active
      OSPF:     5 routes,      4 active
      Static:    7 routes,      7 active
      IGMP:     1 routes,      1 active
      PIM:      2 routes,      2 active

inet.3: 2 destinations, 2 routes (2 active, 0 holddown, 0 hidden)
Restart Complete
      RSVP:      2 routes,      2 active

iso.0: 1 destinations, 1 routes (1 active, 0 holddown, 0 hidden)

```

```

Restart Complete
  Direct:      1 routes,      1 active

mpls.0: 7 destinations, 7 routes (5 active, 0 holddown, 2 hidden)
Restart Complete
  MPLS:       3 routes,      3 active
  VPLS:       4 routes,      2 active

inet6.0: 5 destinations, 5 routes (5 active, 0 holddown, 0 hidden)
Restart Complete
  Direct:      2 routes,      2 active
  PIM:         2 routes,      2 active
  MLD:         1 routes,      1 active

green.l2vpn.0: 4 destinations, 4 routes (4 active, 0 holddown, 0 hidden)
Restart Complete
  BGP:         2 routes,      2 active
  L2VPN:       2 routes,      2 active

red.l2vpn.0: 3 destinations, 3 routes (3 active, 0 holddown, 0 hidden)
Restart Complete
  BGP:         2 routes,      2 active
  L2VPN:       1 routes,      1 active

bgp.l2vpn.0: 4 destinations, 4 routes (4 active, 0 holddown, 0 hidden)
Restart Complete
  BGP:         4 routes,      4 active

```

show route summary table

```

user@host> show route summary table inet
Router ID: 192.168.0.1

inet.0: 32 destinations, 34 routes (31 active, 0 holddown, 1 hidden)
  Direct:      6 routes,      5 active
  Local:       9 routes,      9 active
  OSPF:        3 routes,      1 active
  Static:     13 routes,     13 active
  ICMP:        1 routes,      1 active
  PIM:         2 routes,      2 active

inet.1: 1 destinations, 1 routes (1 active, 0 holddown, 0 hidden)
  Multicast:    1 routes,      1 active

inet6.0: 3 destinations, 3 routes (3 active, 0 holddown, 0 hidden)
  Local:        1 routes,      1 active
  PIM:          2 routes,      2 active

inet6.1: 1 destinations, 1 routes (1 active, 0 holddown, 0 hidden)
  Multicast:    1 routes,      1 active

```

show route summary table (with Route Limits Configured for the Routing Table)

```

user@host> show route summary table VPN-A.inet.0
Autonomous system number: 100
Router ID: 10.255.182.142

VPN-A.inet.0: 13 destinations, 14 routes (13 active, 0 holddown, 0 hidden)
Limit/Threshold: 2000/200 destinations 20/12 routes
  Direct:      2 routes,      2 active
  Local:       1 routes,      1 active

```

OSPF:	4 routes,	3 active
BGP:	4 routes,	4 active
IGMP:	1 routes,	1 active
PIM:	2 routes,	2 active

show route table

List of Syntax	Syntax on page 314 Syntax (EX Series Switches) on page 314
Syntax	<code>show route table <i>routing-table-name</i></code> <code><brief detail extensive terse></code> <code><logical-system (all <i>logical-system-name</i>)></code>
Syntax (EX Series Switches)	<code>show route table <i>routing-table-name</i></code> <code><brief detail extensive terse></code>
Release Information	Command introduced before Junos OS Release 7.4. Command introduced in Junos OS Release 9.0 for EX Series switches.
Description	Display the route entries in a particular routing table.
Options	brief detail extensive terse —(Optional) Display the specified level of output. logical-system (all <i>logical-system-name</i>) —(Optional) Perform this operation on all logical systems or on a particular logical system. <i>routing-table-name</i> —Display route entries for all routing tables whose name begins with this string (for example, inet.0 and inet6.0 are both displayed when you run the show route table inet command).
Required Privilege Level	view
Related Documentation	<ul style="list-style-type: none">• show route summary on page 310
List of Sample Output	show route table bgp.l2.vpn on page 315 show route table bgp.l3vpn.0 on page 315 show route table bgp.l3vpn.0 detail on page 315 show route table bgp.rtarget.0 (When Proxy BGP Route Target Filtering Is Configured) on page 317 show route table bgp.evpn.0 on page 317 show route table inet.0 on page 317 show route table inet.3 on page 318 show route table inet6.0 on page 318 show route table inet6.3 on page 318 show route table inetflow detail on page 319 show route table l2circuit.0 on page 319 show route table mpls on page 319 show route table mpls extensive on page 320 show route table mpls.0 on page 320 show route table mpls.0 detail (PTX Series) on page 320 show route table mpls.0 extensive (PTX Series) on page 321 show route table mpls.0 (RSVP Route—Transit LSP) on page 322

[show route table vpls_1 detail on page 322](#)
[show route table vpn-a on page 323](#)
[show route table vpn-a.mdt.0 on page 323](#)
[show route table VPN-A detail on page 323](#)
[show route table VPN-AB.inet.0 on page 324](#)
[show route table VPN_blue.mvpn-inet6.0 on page 324](#)
[show route table vrf1.mvpn.0 extensive on page 325](#)
[show route table MVPN.mvpn.0 on page 325](#)
[show route table inetflow detail on page 325](#)

Output Fields For information about output fields, see the output field tables for the [show route](#) command, the [show route detail](#) command, the [show route extensive](#) command, or the [show route terse](#) command.

Sample Output

show route table bgp.l2vpn

```

user@host> show route table bgp.l2vpn
bgp.l2vpn.0: 1 destinations, 1 routes (1 active, 0 holddown, 0 hidden)
+ = Active Route, - = Last Active, * = Both

192.168.24.1:1:4:1/96
    *[BGP/170] 01:08:58, localpref 100, from 192.168.24.1
    AS path: I
    > to 10.0.16.2 via fe-0/0/1.0, label-switched-path am

```

show route table bgp.l3vpn.0

```

user@host> show route table bgp.l3vpn.0
bgp.l3vpn.0: 2 destinations, 2 routes (2 active, 0 holddown, 0 hidden)
+ = Active Route, - = Last Active, * = Both

10.255.71.15:100:10.255.71.17/32
    *[BGP/170] 00:03:59, MED 1, localpref 100, from
10.255.71.15
    AS path: I
    > via so-2/1/0.0, Push 100020, Push 100011(top)
10.255.71.15:200:10.255.71.18/32
    *[BGP/170] 00:03:59, MED 1, localpref 100, from
10.255.71.15
    AS path: I
    > via so-2/1/0.0, Push 100021, Push 100011(top)

```

show route table bgp.l3vpn.0 detail

```

user@host> show route table bgp.l3vpn.0 detail
bgp.l3vpn.0: 8 destinations, 8 routes (8 active, 0 holddown, 0 hidden)

10.255.245.12:1:4.0.0.0/8 (1 entry, 1 announced)
  *BGP Preference: 170/-101
    Route Distinguisher: 10.255.245.12:1
    Source: 10.255.245.12
    Next hop: 192.168.208.66 via fe-0/0/0.0, selected
    Label operation: Push 182449
    Protocol next hop: 10.255.245.12
    Push 182449
    Indirect next hop: 863a630 297

```

```

State: <Active Int Ext>
Local AS: 35 Peer AS: 35
Age: 12:19 Metric2: 1
Task: BGP_35.10.255.245.12+179
Announcement bits (1): 0-BGP.0.0.0.0+179
AS path: 30 10458 14203 2914 3356 I (Atomic) Aggregator: 3356 4.68.0.11

Communities: 2914:420 target:11111:1 origin:56:78
VPN Label: 182449
Localpref: 100
Router ID: 10.255.245.12

10.255.245.12:1:4.17.225.0/24 (1 entry, 1 announced)
*BGP Preference: 170/-101
Route Distinguisher: 10.255.245.12:1
Source: 10.255.245.12
Next hop: 192.168.208.66 via fe-0/0/0.0, selected
Label operation: Push 182465
Protocol next hop: 10.255.245.12
Push 182465
Indirect next hop: 863a8f0 305
State: <Active Int Ext>
Local AS: 35 Peer AS: 35
Age: 12:19 Metric2: 1
Task: BGP_35.10.255.245.12+179
Announcement bits (1): 0-BGP.0.0.0.0+179
AS path: 30 10458 14203 2914 11853 11853 11853 6496 6496 6496 6496 6496 6496 I
Communities: 2914:410 target:12:34 target:11111:1 origin:12:34
VPN Label: 182465
Localpref: 100
Router ID: 10.255.245.12

10.255.245.12:1:4.17.226.0/23 (1 entry, 1 announced)
*BGP Preference: 170/-101
Route Distinguisher: 10.255.245.12:1
Source: 10.255.245.12
Next hop: 192.168.208.66 via fe-0/0/0.0, selected
Label operation: Push 182465
Protocol next hop: 10.255.245.12
Push 182465
Indirect next hop: 86bd210 330
State: <Active Int Ext>
Local AS: 35 Peer AS: 35
Age: 12:19 Metric2: 1
Task: BGP_35.10.255.245.12+179
Announcement bits (1): 0-BGP.0.0.0.0+179
AS path: 30 10458 14203 2914 11853 11853 11853 6496 6496 6496 6496 6496
6496 I
Communities: 2914:410 target:12:34 target:11111:1 origin:12:34
VPN Label: 182465
Localpref: 100
Router ID: 10.255.245.12

10.255.245.12:1:4.17.251.0/24 (1 entry, 1 announced)
*BGP Preference: 170/-101
Route Distinguisher: 10.255.245.12:1
Source: 10.255.245.12
Next hop: 192.168.208.66 via fe-0/0/0.0, selected
Label operation: Push 182465
Protocol next hop: 10.255.245.12

```

```

Push 182465
Indirect next hop: 86bd210 330
State: <Active Int Ext>
Local AS: 35 Peer AS: 35
Age: 12:19 Metric2: 1
Task: BGP_35.10.255.245.12+179
Announcement bits (1): 0-BGP.0.0.0.0+179
AS path: 30 10458 14203 2914 11853 11853 11853 6496 6496 6496 6496 6496

6496 I
Communities: 2914:410 target:12:34 target:11111:1 origin:12:34
VPN Label: 182465
Localpref: 100

```

show route table bgp.rtarget.0 (When Proxy BGP Route Target Filtering Is Configured)

```

user@host> show route table bgp.rtarget.0
bgp.rtarget.0: 1 destinations, 1 routes (1 active, 0 holddown, 0 hidden)
+ = Active Route, - = Last Active, * = Both

100:100:100/96
    * [RTarget/5] 00:03:14
      Type Proxy
      for 10.255.165.103
      for 10.255.166.124
      Local

```

show route table bgp.evpn.0

```

user@host> show route table bgp.evpn.0
bgp.evpn.0: 6 destinations, 6 routes (6 active, 0 holddown, 0 hidden)
+ = Active Route, - = Last Active, * = Both

2:100.100.100.2:100::0:00:26:88:5f:67:b0/304
    * [BGP/170] 11:00:05, localpref 100, from 100.100.100.2
      AS path: I, validation-state: unverified
      > to 100.1.12.2 via xe-2/2/0.0, label-switched-path R0toR1
2:100.100.100.2:100::0:00:51:51:51:51:51/304
    * [BGP/170] 11:00:05, localpref 100, from 100.100.100.2
      AS path: I, validation-state: unverified
      > to 100.1.12.2 via xe-2/2/0.0, label-switched-path R0toR1
2:100.100.100.3:100::0:00:52:52:52:52:52/304
    * [BGP/170] 10:59:58, localpref 100, from 100.100.100.3
      AS path: I, validation-state: unverified
      > to 100.1.13.3 via ge-2/0/8.0, label-switched-path R0toR2
2:100.100.100.3:100::0:a8:d0:e5:5b:01:c8/304
    * [BGP/170] 10:59:58, localpref 100, from 100.100.100.3
      AS path: I, validation-state: unverified
      > to 100.1.13.3 via ge-2/0/8.0, label-switched-path R0toR2
3:100.100.100.2:100::1000::100.100.100.2/304
    * [BGP/170] 11:00:16, localpref 100, from 100.100.100.2
      AS path: I, validation-state: unverified
      > to 100.1.12.2 via xe-2/2/0.0, label-switched-path R0toR1
3:100.100.100.2:100::2000::100.100.100.2/304
    * [BGP/170] 11:00:16, localpref 100, from 100.100.100.2
      AS path: I, validation-state: unverified
      > to 100.1.12.2 via xe-2/2/0.0, label-switched-path R0toR1

```

show route table inet.0

```

user@host> show route table inet.0

```

```

inet.0: 12 destinations, 12 routes (11 active, 0 holddown, 1 hidden)
+ = Active Route, - = Last Active, * = Both

0.0.0.0/0          *[Static/5] 00:51:57
                   > to 111.222.5.254 via fxp0.0
1.0.0.1/32        *[Direct/0] 00:51:58
                   > via at-5/3/0.0
1.0.0.2/32        *[Local/0] 00:51:58
                   Local
12.12.12.21/32    *[Local/0] 00:51:57
                   Reject
13.13.13.13/32    *[Direct/0] 00:51:58
                   > via t3-5/2/1.0
13.13.13.14/32    *[Local/0] 00:51:58
                   Local
13.13.13.21/32    *[Local/0] 00:51:58
                   Local
13.13.13.22/32    *[Direct/0] 00:33:59
                   > via t3-5/2/0.0
127.0.0.1/32     [Direct/0] 00:51:58
                   > via lo0.0
111.222.5.0/24    *[Direct/0] 00:51:58
                   > via fxp0.0
111.222.5.81/32  *[Local/0] 00:51:58
                   Local

```

show route table inet.3

```

user@host> show route table inet.3
inet.3: 5 destinations, 5 routes (5 active, 0 holddown, 0 hidden)
+ = Active Route, - = Last Active, * = Both

22.0.0.5/32      *[LDP/9] 00:25:43, metric 10, tag 200
                  to 1.2.94.2 via lt-1/2/0.49
                  > to 1.2.3.2 via lt-1/2/0.23

```

show route table inet6.0

```

user@host> show route table inet6.0
inet6.0: 3 destinations, 3 routes (3 active, 0 holddown, 0 hidden)
+ = Active Route, - = Last Route, * = Both

fec0:0:0:3::/64  *[Direct/0] 00:01:34
>via fe-0/1/0.0

fec0:0:0:3::/128 *[Local/0] 00:01:34
>Local

fec0:0:0:4::/64  *[Static/5] 00:01:34
>to fec0:0:0:3::ffff via fe-0/1/0.0

```

show route table inet6.3

```

user@router> show route table inet6.3
inet6.3: 2 destinations, 2 routes (2 active, 0 holddown, 0 hidden)
+ = Active Route, - = Last Active, * = Both

::10.255.245.195/128
                  *[LDP/9] 00:00:22, metric 1
                  > via so-1/0/0.0
::10.255.245.196/128

```

```
*[LDP/9] 00:00:08, metric 1
> via so-1/0/0.0, Push 100008
```

show route table inetflow detail

```
user@host> show route table inetflow detail
inetflow.0: 2 destinations, 2 routes (2 active, 0 holddown, 0 hidden)
10.12.44.1,*/48 (1 entry, 1 announced)
    *BGP    Preference: 170/-101
            Next-hop reference count: 2
            State: <Active Ext>
            Local AS: 65002 Peer AS: 65000
            Age: 4
            Task: BGP_65000.10.12.99.5+3792
            Announcement bits (1): 0-Flow
            AS path: 65000 I
            Communities: traffic-rate:0:0
            Validation state: Accept, Originator: 10.12.99.5
            Via: 10.12.44.0/24, Active
            Localpref: 100
            Router ID: 10.255.71.161

10.12.56.1,*/48 (1 entry, 1 announced)
    *Flow    Preference: 5
            Next-hop reference count: 2
            State: <Active>
            Local AS: 65002
            Age: 6:30
            Task: RT Flow
            Announcement bits (2): 0-Flow 1-BGP.0.0.0.0+179
            AS path: I
            Communities: 1:1
```

show route table l2circuit.0

```
user@host> show route table l2circuit.0
l2circuit.0: 4 destinations, 4 routes (4 active, 0 holddown, 0 hidden)
+ = Active Route, - = Last Active, * = Both

10.1.1.195:NoCtrlWord:1:1:Local/96
    *[L2CKT/7] 00:50:47
    > via so-0/1/2.0, Push 100049
    via so-0/1/3.0, Push 100049
10.1.1.195:NoCtrlWord:1:1:Remote/96
    *[LDP/9] 00:50:14
    Discard
10.1.1.195:CtrlWord:1:2:Local/96
    *[L2CKT/7] 00:50:47
    > via so-0/1/2.0, Push 100049
    via so-0/1/3.0, Push 100049
10.1.1.195:CtrlWord:1:2:Remote/96
    *[LDP/9] 00:50:14
    Discard
```

show route table mpls

```
user@host> show route table mpls
mpls.0: 4 destinations, 4 routes (4 active, 0 holddown, 0 hidden)
+ = Active Route, - = Last Active, * = Both

0                *[MPLS/0] 00:13:55, metric 1
                Receive
```

```

1          *[MPLS/0] 00:13:55, metric 1
           Receive
2          *[MPLS/0] 00:13:55, metric 1
           Receive
1024       *[VPN/0] 00:04:18
           to table red.inet.0, Pop

```

show route table mpls extensive

```

user@host> show route table mpls extensive
100000 (1 entry, 1 announced)
TSI:
KRT in-kernel 100000 /36 -> {so-1/0/0.0}
    *LDP    Preference: 9
           Next hop: via so-1/0/0.0, selected
           Pop
           State: <Active Int>
           Age: 29:50      Metric: 1
           Task: LDP
           Announcement bits (1): 0-KRT
           AS path: I
           Prefixes bound to route: 10.0.0.194/32

```

show route table mpls.0

```

user@host> show route table mpls.0
mpls.0: 11 destinations, 11 routes (11 active, 0 holddown, 0 hidden)
+ = Active Route, - = Last Active, * = Both

0          *[MPLS/0] 00:45:09, metric 1
           Receive
1          *[MPLS/0] 00:45:09, metric 1
           Receive
2          *[MPLS/0] 00:45:09, metric 1
           Receive
100000     *[L2VPN/7] 00:43:04
           > via so-0/1/0.1, Pop
100001     *[L2VPN/7] 00:43:03
           > via so-0/1/0.2, Pop      Offset: 4
100002     *[LDP/9] 00:43:22, metric 1
           via so-0/1/2.0, Pop
           > via so-0/1/3.0, Pop
100002(S=0) *[LDP/9] 00:43:22, metric 1
           via so-0/1/2.0, Pop
           > via so-0/1/3.0, Pop
100003     *[LDP/9] 00:43:22, metric 1
           > via so-0/1/2.0, Swap 100002
           via so-0/1/3.0, Swap 100002
100004     *[LDP/9] 00:43:16, metric 1
           via so-0/1/2.0, Swap 100049
           > via so-0/1/3.0, Swap 100049
so-0/1/0.1 *[L2VPN/7] 00:43:04
           > via so-0/1/2.0, Push 100001, Push 100049(top)
           via so-0/1/3.0, Push 100001, Push 100049(top)
so-0/1/0.2 *[L2VPN/7] 00:43:03
           via so-0/1/2.0, Push 100000, Push 100049(top) Offset: -4
           > via so-0/1/3.0, Push 100000, Push 100049(top) Offset: -4

```

show route table mpls.0 detail (PTX Series)

```

user@host> show route table mpls.0 detail

```

```

ge-0/0/2.600 (1 entry, 1 announced)
  *L2VPN Preference: 7
    Next hop type: Indirect
    Address: 0x9438f34
    Next-hop reference count: 2
    Next hop type: Router, Next hop index: 567
    Next hop: 3.0.0.1 via ge-0/0/1.0, selected
    Label operation: Push 299808
    Label TTL action: prop-ttl
    Load balance label: Label 299808:None;
    Session Id: 0x1
    Protocol next hop: 10.255.255.1
    Label operation: Push 299872 Offset: 252
    Label TTL action: no-prop-ttl
    Load balance label: Label 299872:Flow label PUSH;
    Composite next hop: 0x9438ed8 570 INH Session ID: 0x2
    Indirect next hop: 0x9448208 262142 INH Session ID: 0x2
    State: <Active Int>
    Age: 21 Metric2: 1
    Validation State: unverified
    Task: Common L2 VC
    Announcement bits (2): 0-KRT 2-Common L2 VC
    AS path: I

```

show route table mpls.0 extensive (PTX Series)

```

user@host> show route table mpls.0 extensive
ge-0/0/2.600 (1 entry, 1 announced)
TSI:
KRT in-kernel ge-0/0/2.600.0 /32 -> {composite(570)}
  *L2VPN Preference: 7
    Next hop type: Indirect
    Address: 0x9438f34
    Next-hop reference count: 2
    Next hop type: Router, Next hop index: 567
    Next hop: 3.0.0.1 via ge-0/0/1.0, selected
    Label operation: Push 299808
    Label TTL action: prop-ttl
    Load balance label: Label 299808:None;
    Session Id: 0x1
    Protocol next hop: 10.255.255.1
    Label operation: Push 299872 Offset: 252
    Label TTL action: no-prop-ttl
    Load balance label: Label 299872:Flow label PUSH;
    Composite next hop: 0x9438ed8 570 INH Session ID: 0x2
    Indirect next hop: 0x9448208 262142 INH Session ID: 0x2
    State: <Active Int>
    Age: 47 Metric2: 1
    Validation State: unverified
    Task: Common L2 VC
    Announcement bits (2): 0-KRT 2-Common L2 VC
    AS path: I
    Composite next hops: 1
      Protocol next hop: 10.255.255.1 Metric: 1
      Label operation: Push 299872 Offset: 252
      Label TTL action: no-prop-ttl
      Load balance label: Label 299872:Flow label PUSH;
      Composite next hop: 0x9438ed8 570 INH Session ID: 0x2
      Indirect next hop: 0x9448208 262142 INH Session ID: 0x2
      Indirect path forwarding next hops: 1
        Next hop type: Router

```

```

Next hop: 3.0.0.1 via ge-0/0/1.0
Session Id: 0x1
10.255.255.1/32 Originating RIB: inet.3
Metric: 1                               Node path count: 1
Forwarding nexthops: 1
Nexthop: 3.0.0.1 via ge-0/0/1.0

```

show route table mpls.0 (RSVP Route—Transit LSP)

In the sample output, the 1 in **[RSVP/7/1]** indicates the secondary preference value. The secondary preference value becomes significant when multiple RSVP LSPs of different types are signaled to the destination. The possible values of RSVP secondary preferences are:

1—Normal Point-to-Point RSVP-TE LSP

2—Point-to-Multipoint (P2MP) RSVP-TE LSP

3—Dynamic RSVP-TE LSP

```
user@host> show route table mpls.0
```

```

mpls.0: 8 destinations, 8 routes (8 active, 0 holddown, 0 hidden)
+ = Active Route, - = Last Active, * = Both

```

```

0          *[MPLS/0] 00:37:31, metric 1
            Receive
1          *[MPLS/0] 00:37:31, metric 1
            Receive
2          *[MPLS/0] 00:37:31, metric 1
            Receive
13         *[MPLS/0] 00:37:31, metric 1
            Receive
300352     *[RSVP/7/1] 00:08:00, metric 1
            > to 8.64.0.106 via ge-1/0/1.0, label-switched-path lsp1_p2p
300352(S=0) *[RSVP/7/1] 00:08:00, metric 1
            > to 8.64.0.106 via ge-1/0/1.0, label-switched-path lsp1_p2p
300384     *[RSVP/7/2] 00:05:20, metric 1
            > to 8.64.1.106 via ge-1/0/0.0, Pop
300384(S=0) *[RSVP/7/2] 00:05:20, metric 1
            > to 8.64.1.106 via ge-1/0/0.0, Pop

```

show route table vpls_1 detail

```
user@host> show route table vpls_1 detail
```

```

vpls_1.l2vpn.0: 1 destinations, 1 routes (1 active, 0 holddown, 0 hidden)
Restart Complete

```

```

1.1.1.11:1000:1:1/96 (1 entry, 1 announced)
*L2VPN Preference: 170/-1
Receive table: vpls_1.l2vpn.0
Next-hop reference count: 2
State: <Active Int Ext>
Age: 4:29:47 Metric2: 1
Task: vpls_1-l2vpn
Announcement bits (1): 1-BGP.0.0.0.0+179
AS path: I
Communities: Layer2-info: encaps:VPLS, control flags:Site-Down
Label-base: 800000, range: 8, status-vector: 0xFF

```

show route table vpn-a

```

user@host> show route table vpn-a
vpn-a.12vpn.0: 3 destinations, 3 routes (3 active, 0 holddown, 0 hidden)

+ = Active Route, - = Last Active, * = Both
192.168.16.1:1:1:1/96
    *[VPN/7] 05:48:27
    Discard
192.168.24.1:1:2:1/96
    *[BGP/170] 00:02:53, localpref 100, from 192.168.24.1
    AS path: I
    > to 10.0.16.2 via fe-0/0/1.0, label-switched-path am
192.168.24.1:1:3:1/96
    *[BGP/170] 00:02:53, localpref 100, from 192.168.24.1
    AS path: I
    > to 10.0.16.2 via fe-0/0/1.0, label-switched-path am

```

show route table vpn-a.mdt.0

```

user@host> show route table vpn-a.mdt.0
vpn-a.mdt.0: 3 destinations, 3 routes (3 active, 0 holddown, 0 hidden)
+ = Active Route, - = Last Active, * = Both

1:1:0:10.255.14.216:232.1.1.1/144
    *[MVPN/70] 01:23:05, metric2 1
    Indirect
1:1:1:10.255.14.218:232.1.1.1/144
    *[BGP/170] 00:57:49, localpref 100, from 10.255.14.218
    AS path: I
    > via so-0/0/0.0, label-switched-path r0e-to-r1
1:1:2:10.255.14.217:232.1.1.1/144
    *[BGP/170] 00:57:49, localpref 100, from 10.255.14.217
    AS path: I
    > via so-0/0/1.0, label-switched-path r0-to-r2

```

show route table VPN-A detail

```

user@host> show route table VPN-A detail
VPN-AB.inet.0: 8 destinations, 8 routes (8 active, 0 holddown, 0 hidden)
10.255.179.9/32 (1 entry, 1 announced)
    *BGP Preference: 170/-101
    Route Distinguisher: 10.255.179.13:200
    Next hop type: Indirect
    Next-hop reference count: 5
    Source: 10.255.179.13
    Next hop type: Router, Next hop index: 732
    Next hop: 10.39.1.14 via fe-0/3/0.0, selected
    Label operation: Push 299824, Push 299824(top)
    Protocol next hop: 10.255.179.13
    Push 299824
    Indirect next hop: 8f275a0 1048574
    State: (Secondary Active Int Ext)
    Local AS: 1 Peer AS: 1
    Age: 3:41:06 Metric: 1 Metric2: 1
    Task: BGP_1.10.255.179.13+64309
    Announcement bits (2): 0-KRT 1-BGP RT Background
    AS path: I
    Communities: target:1:200 rte-type:0.0.0.0:1:0
    Import Accepted
    VPN Label: 299824 TTL Action: vrf-ttl-propagate

```

```

Localpref: 100
Router ID: 10.255.179.13
Primary Routing Table bgp.13vpn.0

```

show route table VPN-AB.inet.0

```

user@host> show route table VPN-AB.inet.0
VPN-AB.inet.0: 8 destinations, 8 routes (8 active, 0 holddown, 0 hidden)
+ = Active Route, - = Last Active, * = Both

10.39.1.0/30      *[OSPF/10] 00:07:24, metric 1
                  > via so-7/3/1.0
10.39.1.4/30      *[Direct/0] 00:08:42
                  > via so-5/1/0.0
10.39.1.6/32      *[Local/0] 00:08:46
                  Local
10.255.71.16/32   *[Static/5] 00:07:24
                  > via so-2/0/0.0
10.255.71.17/32   *[BGP/170] 00:07:24, MED 1, localpref 100, from
10.255.71.15
                  AS path: I
                  > via so-2/1/0.0, Push 100020, Push 100011(top)
10.255.71.18/32   *[BGP/170] 00:07:24, MED 1, localpref 100, from
10.255.71.15
                  AS path: I
                  > via so-2/1/0.0, Push 100021, Push 100011(top)
10.255.245.245/32 *[BGP/170] 00:08:35, localpref 100
                  AS path: 2 I
                  > to 10.39.1.5 via so-5/1/0.0
10.255.245.246/32 *[OSPF/10] 00:07:24, metric 1
                  > via so-7/3/1.0

```

show route table VPN_blue.mvpn-inet6.0

```

user@host> show route table VPN_blue.mvpn-inet6.0
vpn_blue.mvpn-inet6.0: 6 destinations, 6 routes (6 active, 0 holddown, 0 hidden)
+ = Active Route, - = Last Active, * = Both

1:10.255.2.202:65535:10.255.2.202/432
                  *[BGP/170] 00:02:37, localpref 100, from 10.255.2.202
                  AS path: I
                  > via so-0/1/3.0
1:10.255.2.203:65535:10.255.2.203/432
                  *[BGP/170] 00:02:37, localpref 100, from 10.255.2.203
                  AS path: I
                  > via so-0/1/0.0
1:10.255.2.204:65535:10.255.2.204/432
                  *[MVPN/70] 00:57:23, metric2 1
                  Indirect
5:10.255.2.202:65535:128::192.168.90.2:128:ffff::1/432
                  *[BGP/170] 00:02:37, localpref 100, from 10.255.2.202
                  AS path: I
                  > via so-0/1/3.0
6:10.255.2.203:65535:65000:128::10.12.53.12:128:ffff::1/432
                  *[PIM/105] 00:02:37
                  Multicast (IPv6)
7:10.255.2.202:65535:65000:128::192.168.90.2:128:ffff::1/432
                  *[MVPN/70] 00:02:37, metric2 1
                  Indirect

```

show route table vrf1.mvpn.0 extensive

```

user@host> show route table vrf1.mvpn.0 extensive
1:10.255.50.77:1:10.255.50.77/240 (1 entry, 1 announced)
    *MVPN    Preference: 70
              PMSI: Flags 0x0: Label 0: RSVP-TE:
Session_13[10.255.50.77:0:25624:10.255.50.77]
    Next hop type: Indirect
    Address: 0xbb2c944
    Next-hop reference count: 360
    Protocol next hop: 10.255.50.77
    Indirect next hop: 0x0 - INH Session ID: 0x0
    State: <Active Int Ext>
    Age: 53:03      Metric2: 1
    Validation State: unverified
    Task: mvpn global task
    Announcement bits (3): 0-PIM.vrf1 1-mvpn global task 2-rt-export

    AS path: I

```

show route table MVPN.mvpn.0

Starting in Junos OS Release 15.1, multicast routes on the locally originated type 7 customer multicast routes are added exclusively by PIM. The functionality of the BGP-MVPN service (which, internally, depends on contributions of state from both the MVPN and PIM protocol components of Junos OS) remains unchanged. MVPN, however, no longer appears as the originator of the locally advertised route. Routes advertised by remote PEs are, as usual, always learned locally from their respective [BGP/...] protocol.

```

user@host> show route table MVPN.mvpn.0
MVPN.mvpn.0: 3 destinations, 3 routes (3 active, 0 holddown, 0 hidden)
+ = Active Route, - = Last Active, * = Both

7:10.255.2.202:65535:65000:128:::192.168.90.2:128:ffff::1/432
    * [PIM/70] 00:02:37, metric2 1
    Indirect
5:100:32:192.168.1.9:32:239.1.1.1/240
    * [PIM/105] 01:51:21
    Multicast (IPv4)
7:100:1:100.32.192.168.5:32:237.1.1.1/240
    * [PIM/105] 01:51:21
    Multicast (IPv4)

```

show route table inetflow detail

```

user@host> show route table inetflow detail
inetflow.0: 2 destinations, 2 routes (2 active, 0 holddown, 0 hidden)
10.12.44.1,*/48 (1 entry, 1 announced)
    *BGP      Preference: 170/-101
              Next-hop reference count: 2
              State: <Active Ext>
              Local AS: 65002 Peer AS: 65000
              Age: 4
              Task: BGP_65000.10.12.99.5+3792
              Announcement bits (1): 0-Flow
              AS path: 65000 I
              Communities: traffic-rate:0:0
              Validation state: Accept, Originator: 10.12.99.5
              Via: 10.12.44.0/24, Active
              Localpref: 100

```

```

Router ID: 10.255.71.161

10.12.56.1,*/48 (1 entry, 1 announced)
  *Flow Preference: 5
    Next-hop reference count: 2
    State: <Active>
    Local AS: 65002
    Age: 6:30
    Task: RT Flow
    Announcement bits (2): 0-Flow 1-BGP.0.0.0.0+179
    AS path: I
    Communities: 1:1

user@PE1> show route table green.l2vpn.0 (VPLS Multihoming with FEC 129)
green.l2vpn.0: 6 destinations, 6 routes (6 active, 0 holddown, 0 hidden)
+ = Active Route, - = Last Active, * = Both

1.1.1.2:100:1.1.1.2/96 AD
    *[VPLS/170] 1d 03:11:03, metric2 1
    Indirect
1.1.1.4:100:1.1.1.4/96 AD
    *[BGP/170] 1d 03:11:02, localpref 100, from 1.1.1.4
    AS path: I, validation-state: unverified
    > via ge-1/2/1.5
1.1.1.2:100:1:0/96 MH
    *[VPLS/170] 1d 03:11:03, metric2 1
    Indirect
1.1.1.4:100:1:0/96 MH
    *[BGP/170] 1d 03:11:02, localpref 100, from 1.1.1.4
    AS path: I, validation-state: unverified
    > via ge-1/2/1.5
1.1.1.4:NoCtrlWord:5:100:100:1.1.1.2:1.1.1.4/176
    *[VPLS/7] 1d 03:11:02, metric2 1
    > via ge-1/2/1.5
1.1.1.4:NoCtrlWord:5:100:100:1.1.1.4:1.1.1.2/176
    *[LDP/9] 1d 03:11:02
    Discard

user@host> show route table red extensive
red.inet.0: 364481 destinations, 714087 routes (364480 active, 48448 holddown, 1
hidden)
22.0.0.0/32 (3 entries, 1 announced)
  State: <OnList CalcForwarding>
TSI:
KRT in-kerne 22.0.0.0/32 -> {composite(1048575)} Page 0 idx 1 Type 1 val 0x934342c

  Nexthop: Self
  AS path: [2] I
  Communities: target:2:1
Path 22.0.0.0 from 2.3.0.0 Vector len 4. Val: 1
  @BGP Preference: 170/-1
    Route Distinguisher: 2:1
    Next hop type: Indirect
    Address: 0x258059e4
    Next-hop reference count: 2
    Source: 2.2.0.0
    Next hop type: Router
    Next hop: 10.1.1.1 via ge-1/1/9.0, selected
    Label operation: Push 707633
    Label TTL action: prop-ttl
    Session Id: 0x17d8

```

```

Protocol next hop: 2.2.0.0
Push 16
Composite next hop: 0x25805988 - INH Session ID: 0x193c
Indirect next hop: 0x23eea900 - INH Session ID: 0x193c
State: <Secondary Active Int Ext ProtectionPath ProtectionCand>
Local AS:      2 Peer AS:      2
Age: 23        Metric2: 35
Validation State: unverified
Task: BGP_2.2.2.0.0+34549
AS path: I
Communities: target:2:1
Import Accepted
VPN Label: 16
Localpref: 0
Router ID: 2.2.0.0
Primary Routing Table bgp.13vpn.0
Composite next hops: 1
  Protocol next hop: 2.2.0.0 Metric: 35
  Push 16
  Composite next hop: 0x25805988 - INH Session ID: 0x193c
  Indirect next hop: 0x23eea900 - INH Session ID: 0x193c
  Indirect path forwarding next hops: 1
    Next hop type: Router
    Next hop: 10.1.1.1 via ge-1/1/9.0
    Session Id: 0x17d8
  2.2.0.0/32 Originating RIB: inet.3
  Metric: 35                      Node path count: 1
  Forwarding nexthops: 1
    Nexthop: 10.1.1.1 via ge-1/1/9.0
BGP Preference: 170/-1
Route Distinguisher: 2:1
Next hop type: Indirect
Address: 0x9347028
Next-hop reference count: 3
Source: 2.3.0.0
Next hop type: Router, Next hop index: 702
Next hop: 10.1.4.2 via ge-1/0/0.0, selected
Label operation: Push 634278
Label TTL action: prop-ttl
Session Id: 0x17d9
Protocol next hop: 2.3.0.0
Push 16
Composite next hop: 0x93463a0 1048575 INH Session ID: 0x17da
Indirect next hop: 0x91e8800 1048574 INH Session ID: 0x17da
State: <Secondary NotBest Int Ext ProtectionPath ProtectionCand>

Inactive reason: Not Best in its group - IGP metric
Local AS:      2 Peer AS:      2
Age: 3:34      Metric2: 70
Validation State: unverified
Task: BGP_2.2.3.0.0+32805
Announcement bits (2): 0-KRT 1-BGP_RT_Background
AS path: I
Communities: target:2:1
Import Accepted
VPN Label: 16
Localpref: 0
Router ID: 2.3.0.0
Primary Routing Table bgp.13vpn.0
Composite next hops: 1
  Protocol next hop: 2.3.0.0 Metric: 70

```

```

                                Push 16
                                Composite next hop: 0x93463a0 1048575 INH Session ID:
0x17da
                                Indirect next hop: 0x91e8800 1048574 INH Session ID:
0x17da
                                Indirect path forwarding next hops: 1
                                    Next hop type: Router
                                    Next hop: 10.1.4.2 via ge-1/0/0.0
                                    Session Id: 0x17d9
                                2.3.0.0/32 Originating RIB: inet.3
                                    Metric: 70                                Node path count: 1
                                    Forwarding nexthops: 1
                                        Nexthop: 10.1.4.2 via ge-1/0/0.0
#Multipath Preference: 255
    Next hop type: Indirect
    Address: 0x24afca30
    Next-hop reference count: 1
    Next hop type: Router
    Next hop: 10.1.1.1 via ge-1/1/9.0, selected
    Label operation: Push 707633
    Label TTL action: prop-ttl
    Session Id: 0x17d8
    Next hop type: Router, Next hop index: 702
    Next hop: 10.1.4.2 via ge-1/0/0.0
    Label operation: Push 634278
    Label TTL action: prop-ttl
    Session Id: 0x17d9
    Protocol next hop: 2.2.0.0
    Push 16
    Composite next hop: 0x25805988 - INH Session ID: 0x193c
    Indirect next hop: 0x23eea900 - INH Session ID: 0x193c Weight 0x1

    Protocol next hop: 2.3.0.0
    Push 16
    Composite next hop: 0x93463a0 1048575 INH Session ID: 0x17da
    Indirect next hop: 0x91e8800 1048574 INH Session ID: 0x17da Weight
0x4000
    State: <ForwardingOnly Int Ext>
    Inactive reason: Forwarding use only
    Age: 23                                Metric2: 35
    Validation State: unverified
    Task: RT
    AS path: I
    Communities: target:2:1

```

show route terse

List of Syntax [Syntax on page 329](#)
[Syntax \(EX Series Switches\) on page 329](#)

Syntax show route terse
 <logical-system (all | *logical-system-name*)>

Syntax (EX Series Switches) show route terse

Release Information Command introduced before Junos OS Release 7.4.
 Command introduced in Junos OS Release 9.0 for EX Series switches.

Description Display a high-level summary of the routes in the routing table.



NOTE: For BGP routes, the **show route terse** command displays the local preference attribute and MED instead of the metric1 and metric2 values. This is mostly due to historical reasons.

To display the metric1 and metric2 value of a BGP route, use the [show route extensive](#) command.

Options **none**—Display a high-level summary of the routes in the routing table.

logical-system (all | *logical-system-name*)—(Optional) Perform this operation on all logical systems or on a particular logical system.

Required Privilege Level view

List of Sample Output [show route terse on page 331](#)

Output Fields [Table 27 on page 329](#) describes the output fields for the **show route terse** command. Output fields are listed in the approximate order in which they appear.

Table 27: show route terse Output Fields

Field Name	Field Description
<i>routing-table-name</i>	Name of the routing table (for example, inet.0).
<i>number destinations</i>	Number of destinations for which there are routes in the routing table.
<i>number routes</i>	Number of routes in the routing table and total number of routes in the following states: <ul style="list-style-type: none"> active (routes that are active) holddown (routes that are in the pending state before being declared inactive) hidden (routes that are not used because of a routing policy)

Table 27: show route terse Output Fields (*continued*)

Field Name	Field Description
<i>route key</i>	Key for the state of the route: <ul style="list-style-type: none"> • +—A plus sign indicates the active route, which is the route installed from the routing table into the forwarding table. • -—A hyphen indicates the last active route. • *—An asterisk indicates that the route is both the active and the last active route. An asterisk before a to line indicates the best subpath to the route.
A	Active route. An asterisk (*) indicates this is the active route.
V	Validation status of the route: <ul style="list-style-type: none"> • ?—Not evaluated. Indicates that the route was not learned through BGP. • I—Invalid. Indicates that the prefix is found, but either the corresponding AS received from the EBGP peer is not the AS that appears in the database, or the prefix length in the BGP update message is longer than the maximum length permitted in the database. • N—Unknown. Indicates that the prefix is not among the prefixes or prefix ranges in the database. • V—Valid. Indicates that the prefix and autonomous system pair are found in the database.
Destination	Destination of the route.
P	Protocol through which the route was learned: <ul style="list-style-type: none"> • A—Aggregate • B—BGP • C—CCC • D—Direct • G—GMPLS • I—IS-IS • L—L2CKT, L2VPN, LDP, Local • K—Kernel • M—MPLS, MSDP • O—OSPF • P—PIM • R—RIP, RIPng • S—Static • T—Tunnel
Prf	Preference value of the route. In every routing metric except for the BGP LocalPref attribute, a lesser value is preferred. In order to use common comparison routines, Junos OS stores the 1's complement of the LocalPref value in the Preference2 field. For example, if the LocalPref value for Route 1 is 100, the Preference2 value is -101. If the LocalPref value for Route 2 is 155, the Preference2 value is -156. Route 2 is preferred because it has a higher LocalPref value and a lower Preference2 value.
Metric 1	First metric value in the route. For routes learned from BGP, this is the MED metric.
Metric 2	Second metric value in the route. For routes learned from BGP, this is the IGP metric.

Table 27: show route terse Output Fields (*continued*)

Field Name	Field Description
Next hop	Next hop to the destination. An angle bracket (>) indicates that the route is the selected route.
AS path	<p>AS path through which the route was learned. The letters at the end of the AS path indicate the path origin, providing an indication of the state of the route at the point at which the AS path originated:</p> <ul style="list-style-type: none"> I—IGP. E—EGP. ?—Incomplete; typically, the AS path was aggregated.

Sample Output

show route terse

```

user@host> show route terse
inet.0: 10 destinations, 12 routes (10 active, 0 holddown, 0 hidden)
+ = Active Route, - = Last Active, * = Both

A V Destination      P Prf  Metric 1  Metric 2  Next hop      AS path
* ? 1.0.1.1/32       0 10      1           >10.0.0.2      I
?                               B 170      100           >10.0.0.2      I
unverified
* ? 1.1.1.1/32       D 0           >10.0.0.2      200 I
* V 2.2.0.2/32       B 170     110         >10.0.0.2
valid
* ? 10.0.0.0/30      D 0           >1t-1/2/0.1    I
?                               B 170     100           >10.0.0.2
unverified
* ? 10.0.0.1/32      L 0           Local          I
* ? 10.0.0.4/30      B 170     100           >10.0.0.2      I
unverified
* ? 10.0.0.8/30      B 170     100           >10.0.0.2      I
unverified
* I 172.16.1.1/32    B 170      90           >10.0.0.2      200 I
invalid
* N 192.168.2.3/32   B 170     100           >10.0.0.2      200 I
unknown
* ? 224.0.0.5/32     O 10      1           MultiRecv

```

