



Routing Options Feature Guide for QFX10000 Switches

Release
15.1X53



Modified: 2016-08-16

Juniper Networks, Inc.
1133 Innovation Way
Sunnyvale, California 94089
USA
408-745-2000
www.juniper.net

Juniper Networks, Junos, Steel-Belted Radius, NetScreen, and ScreenOS are registered trademarks of Juniper Networks, Inc. in the United States and other countries. The Juniper Networks Logo, the Junos logo, and JunosE are trademarks of Juniper Networks, Inc. All other trademarks, service marks, registered trademarks, or registered service marks are the property of their respective owners.

Juniper Networks assumes no responsibility for any inaccuracies in this document. Juniper Networks reserves the right to change, modify, transfer, or otherwise revise this publication without notice.

Routing Options Feature Guide for QFX10000 Switches
15.1X53
Copyright © 2016, Juniper Networks, Inc.
All rights reserved.

The information in this document is current as of the date on the title page.

YEAR 2000 NOTICE

Juniper Networks hardware and software products are Year 2000 compliant. Junos OS has no known time-related limitations through the year 2038. However, the NTP application is known to have some difficulty in the year 2036.

END USER LICENSE AGREEMENT

The Juniper Networks product that is the subject of this technical documentation consists of (or is intended for use with) Juniper Networks software. Use of such software is subject to the terms and conditions of the End User License Agreement ("EULA") posted at <http://www.juniper.net/support/eula.html>. By downloading, installing or using such software, you agree to the terms and conditions of that EULA.

Table of Contents

	About the Documentation	xi
	Documentation and Release Notes	xi
	Supported Platforms	xi
	Using the Examples in This Manual	xi
	Merging a Full Example	xii
	Merging a Snippet	xii
	Documentation Conventions	xiii
	Documentation Feedback	xv
	Requesting Technical Support	xv
	Self-Help Online Tools and Resources	xv
	Opening a Case with JTAC	xvi
Part 1	Configuring Routing Options	
	Overview of Routing Options	1
	Configuring Static Routing	2
	Configuring Per-Packet Load Balancing	2
	Examples: Configuring Per-Packet Load Balancing	4
	Using a QFX10000 Switch with 6PE	5
	Understanding Virtual Router Routing Instances	6
	Configuring Virtual Router Routing Instances	6
	Understanding Distributed Periodic Packet Management	7
	Configuring Distributed Periodic Packet Management	8
	Disabling or Enabling Distributed Periodic Packet Management Globally	8
	Disabling or Enabling Distributed Periodic Packet Management for LACP Packets	9
	Understanding Bidirectional Forwarding Detection (BFD)	10
Chapter 1	Examples: Configuring BFD for Static Routes	11
	Understanding BFD for Static Routes for Faster Network Failure Detection	11
	Example: Configuring BFD for Static Routes for Faster Network Failure Detection	15
	Example: Enabling BFD on Qualified Next Hops in Static Routes for Route Selection	20
Chapter 2	Example: Configuring BFD Authentication for Static Routes	27
	Understanding BFD Authentication for Static Route Security	27
	BFD Authentication Algorithms	28
	Security Authentication Keychains	28

	Strict Versus Loose Authentication	29
	Example: Configuring BFD Authentication for Securing Static Routes	29
	Monitoring Routing Information	?
	Verifying That Virtual Router Routing Instances Are Working	?
Chapter 3	Troubleshooting Virtual Routing Instances	35
	Direct Routes Not Leaked Between Routing Instances	35
Part 2	Configuration Statements and Operational Commands	
Chapter 4	Configuration Statements (Routing Options)	39
	active	42
	aggregate (Routing)	44
	as-path (Routing Options)	46
	autonomous-system	48
	backup-pe-group	50
	backups	51
	bandwidth (Multicast Flow Map)	52
	bfd-liveness-detection (Routing Options Static Route)	53
	bgp-orf-cisco-mode	57
	bmp	59
	brief	61
	centralized	62
	community (Routing Options)	63
	confederation	65
	disable (Routing Options)	66
	description (Routing Instances)	66
	discard	67
	export	68
	export-rib	69
	fate-sharing	72
	flow	73
	flow-map	74
	forwarding-cache (Flow Maps)	75
	forwarding-cache (Multicast)	76
	forwarding-options (chassis)	78
	forwarding-table	80
	generate	81
	graceful-restart (Enabling Globally)	83
	import	84
	import-policy	85
	import-rib	86
	indirect-next-hop	87
	install (Routing Options)	88
	instance-export	89
	instance-import	89
	instance-type	90
	interface (Multicast Static Routes)	91
	interface (Routing Instances)	92
	interface (Routing Options)	93

interface-routes	94
local-address (Routing Options)	95
martians	96
maximum-bandwidth (Routing Options)	97
maximum-paths	98
maximum-prefixes	100
med-igp-update-interval	101
metric (Aggregate, Generated, or Static Route)	102
multicast (Routing Options)	103
no-qos-adjust	104
nsr-phantom-holdtime	105
options (Routing Options)	106
pim-to-igmp-proxy	107
pim-to-mld-proxy	108
policy (Aggregate and Generated Routes)	109
policy (Flow Maps)	110
policy-options	111
policy-statement	112
ppm	116
ppm (Ethernet Switching)	117
preference (Routing Options)	118
prefix	119
protocols	120
qualified-next-hop (Static Routes)	123
readvertise	125
redundant-sources	126
resolution	127
resolution-ribs	128
resolve	129
restart-duration (Routing Options)	130
retain	131
reverse-oif-mapping	132
rpf-check-policy (Routing Options RPF)	133
rib (General)	134
rib (Route Resolution)	136
rib-group (Routing Options)	137
rib-groups	138
route-distinguisher-id	140
route-record	141
router-id	142
routing-instances	143
routing-options	144
scope	144
scope-policy	145
source (Source-Specific Multicast)	146
source-routing	147
ssm-groups	148
ssm-map (Routing Options Multicast)	149
static (Routes)	150

	subscriber-leave-timer	152
	tag (Routing Options)	153
	threshold (Multicast Forwarding Cache)	154
	timeout (Flow Maps)	155
	timeout (Multicast)	156
	traceoptions	157
	upstream-interface	160
Chapter 5	Operational Commands (Routing Options)	161
	clear ipv6 neighbors	163
	show as-path	164
	show as-path domain	168
	show as-path summary	171
	show ipv6 neighbors	173
	show ipv6 router-advertisement	175
	show route	178
	show route active-path	184
	show route all	189
	show route aspath-regex	191
	show route best	193
	show route brief	196
	show route community	198
	show route community-name	200
	show route damping	202
	show route detail	207
	show route exact	225
	show route export	227
	show route extensive	230
	show route flow validation	247
	show route forwarding-table	249
	show route inactive-path	263
	show route inactive-prefix	266
	show route instance	268
	show route label	275
	show route label-switched-path	278
	show route martians	280
	show route next-hop	282
	show route no-community	288
	show route protocol	291
	show route range	301
	show route receive-protocol	305
	show route resolution	314
	show route snooping	317
	show route source-gateway	320
	show route summary	326
	show route table	330
	show route terse	358

List of Figures

Part 1	Configuring Routing Options	
Chapter 1	Examples: Configuring BFD for Static Routes	11
	Figure 1: Customer Routes Connected to a Service Provider	16
	Figure 2: BFD Enabled on Qualified Next Hops	21
Chapter 2	Example: Configuring BFD Authentication for Static Routes	27
	Figure 3: Customer Routes Connected to a Service Provider	30

List of Tables

	About the Documentation	xi
	Table 1: Notice Icons	xiii
	Table 2: Text and Syntax Conventions	xiii
Part 1	Configuring Routing Options	
	Table 3: Filtering Route Messages	?
	Table 4: Summary of Key Routing Information Output Fields	?
Part 2	Configuration Statements and Operational Commands	
Chapter 4	Configuration Statements (Routing Options)	39
	Table 5: Unified Forwarding Table Profiles	79
Chapter 5	Operational Commands (Routing Options)	161
	Table 6: show as-path Output Fields	165
	Table 7: show as-path domain Output Fields	168
	Table 8: show as-path summary Output Fields	171
	Table 9: show ipv6 neighbors Output Fields	173
	Table 10: show ipv6 router-advertisement Output Fields	175
	Table 11: show route Output Fields	179
	Table 12: show route damping Output Fields	203
	Table 13: show route detail Output Fields	207
	Table 14: Next-Hop Types Output Field Values	212
	Table 15: State Output Field Values	214
	Table 16: Communities Output Field Values	216
	Table 17: show route export Output Fields	227
	Table 18: show route extensive Output Fields	230
	Table 19: show route flow validation Output Fields	247
	Table 20: show route forwarding-table Output Fields	252
	Table 21: show route instance Output Fields	269
	Table 22: show route martians Output Fields	280
	Table 23: show route receive-protocol Output Fields	306
	Table 24: show route resolution Output Fields	315
	Table 25: show route summary Output Fields	326
	Table 26: show route table Output Fields	331
	Table 27: Next-hop Types Output Field Values	336
	Table 28: State Output Field Values	338
	Table 29: Communities Output Field Values	340
	Table 30: show route terse Output Fields	358

About the Documentation

- Documentation and Release Notes on page xi
- Supported Platforms on page xi
- Using the Examples in This Manual on page xi
- Documentation Conventions on page xiii
- Documentation Feedback on page xv
- Requesting Technical Support on page xv

Documentation and Release Notes

To obtain the most current version of all Juniper Networks® technical documentation, see the product documentation page on the Juniper Networks website at <http://www.juniper.net/techpubs/>.

If the information in the latest release notes differs from the information in the documentation, follow the product Release Notes.

Juniper Networks Books publishes books by Juniper Networks engineers and subject matter experts. These books go beyond the technical documentation to explore the nuances of network architecture, deployment, and administration. The current list can be viewed at <http://www.juniper.net/books>.

Supported Platforms

For the features described in this document, the following platforms are supported:

- [QFX Series](#)

Using the Examples in This Manual

If you want to use the examples in this manual, you can use the **load merge** or the **load merge relative** command. These commands cause the software to merge the incoming configuration into the current candidate configuration. The example does not become active until you commit the candidate configuration.

If the example configuration contains the top level of the hierarchy (or multiple hierarchies), the example is a *full example*. In this case, use the **load merge** command.

If the example configuration does not start at the top level of the hierarchy, the example is a *snippet*. In this case, use the **load merge relative** command. These procedures are described in the following sections.

Merging a Full Example

To merge a full example, follow these steps:

1. From the HTML or PDF version of the manual, copy a configuration example into a text file, save the file with a name, and copy the file to a directory on your routing platform.

For example, copy the following configuration to a file and name the file **ex-script.conf**. Copy the **ex-script.conf** file to the **/var/tmp** directory on your routing platform.

```
system {
  scripts {
    commit {
      file ex-script.xml;
    }
  }
}
interfaces {
  fxp0 {
    disable;
    unit 0 {
      family inet {
        address 10.0.0.1/24;
      }
    }
  }
}
```

2. Merge the contents of the file into your routing platform configuration by issuing the **load merge** configuration mode command:

```
[edit]
user@host# load merge /var/tmp/ex-script.conf
load complete
```

Merging a Snippet

To merge a snippet, follow these steps:

1. From the HTML or PDF version of the manual, copy a configuration snippet into a text file, save the file with a name, and copy the file to a directory on your routing platform.

For example, copy the following snippet to a file and name the file **ex-script-snippet.conf**. Copy the **ex-script-snippet.conf** file to the **/var/tmp** directory on your routing platform.

```
commit {
  file ex-script-snippet.xml; }
```

2. Move to the hierarchy level that is relevant for this snippet by issuing the following configuration mode command:

```
[edit]
user@host# edit system scripts
[edit system scripts]
```

3. Merge the contents of the file into your routing platform configuration by issuing the **load merge relative** configuration mode command:

```
[edit system scripts]
user@host# load merge relative /var/tmp/ex-script-snippet.conf
load complete
```

For more information about the **load** command, see [CLI Explorer](#).

Documentation Conventions

[Table 1 on page xiii](#) defines notice icons used in this guide.

Table 1: Notice Icons

Icon	Meaning	Description
	Informational note	Indicates important features or instructions.
	Caution	Indicates a situation that might result in loss of data or hardware damage.
	Warning	Alerts you to the risk of personal injury or death.
	Laser warning	Alerts you to the risk of personal injury from a laser.
	Tip	Indicates helpful information.
	Best practice	Alerts you to a recommended use or implementation.

[Table 2 on page xiii](#) defines the text and syntax conventions used in this guide.

Table 2: Text and Syntax Conventions

Convention	Description	Examples
Bold text like this	Represents text that you type.	To enter configuration mode, type the configure command: user@host> configure

Table 2: Text and Syntax Conventions (*continued*)

Convention	Description	Examples
Fixed-width text like this	Represents output that appears on the terminal screen.	<code>user@host> show chassis alarms</code> <code>No alarms currently active</code>
<i>Italic text like this</i>	<ul style="list-style-type: none">Introduces or emphasizes important new terms.Identifies guide names.Identifies RFC and Internet draft titles.	<ul style="list-style-type: none">A policy <i>term</i> is a named structure that defines match conditions and actions.<i>Junos OS CLI User Guide</i>RFC 1997, <i>BGP Communities Attribute</i>
<i>Italic text like this</i>	Represents variables (options for which you substitute a value) in commands or configuration statements.	Configure the machine's domain name: [edit] root@# set system domain-name <i>domain-name</i>
Text like this	Represents names of configuration statements, commands, files, and directories; configuration hierarchy levels; or labels on routing platform components.	<ul style="list-style-type: none">To configure a stub area, include the stub statement at the [edit protocols ospf area area-id] hierarchy level.The console port is labeled CONSOLE.
< > (angle brackets)	Encloses optional keywords or variables.	stub <default-metric metric>;
(pipe symbol)	Indicates a choice between the mutually exclusive keywords or variables on either side of the symbol. The set of choices is often enclosed in parentheses for clarity.	broadcast multicast (string1 string2 string3)
# (pound sign)	Indicates a comment specified on the same line as the configuration statement to which it applies.	rsvp { # Required for dynamic MPLS only
[] (square brackets)	Encloses a variable for which you can substitute one or more values.	community name members [<i>community-ids</i>]
Indentation and braces ({ })	Identifies a level in the configuration hierarchy.	[edit] routing-options { static { route default { nexthop address; retain; } } }
;(semicolon)	Identifies a leaf statement at a configuration hierarchy level.	
GUI Conventions		
Bold text like this	Represents graphical user interface (GUI) items you click or select.	<ul style="list-style-type: none">In the Logical Interfaces box, select All Interfaces.To cancel the configuration, click Cancel.

Table 2: Text and Syntax Conventions (*continued*)

Convention	Description	Examples
> (bold right angle bracket)	Separates levels in a hierarchy of menu selections.	In the configuration editor hierarchy, select Protocols>Ospf .

Documentation Feedback

We encourage you to provide feedback, comments, and suggestions so that we can improve the documentation. You can provide feedback by using either of the following methods:

- Online feedback rating system—On any page of the Juniper Networks TechLibrary site at <http://www.juniper.net/techpubs/index.html>, simply click the stars to rate the content, and use the pop-up form to provide us with information about your experience. Alternately, you can use the online feedback form at <http://www.juniper.net/techpubs/feedback/>.
- E-mail—Send your comments to techpubs-comments@juniper.net. Include the document or topic name, URL or page number, and software version (if applicable).

Requesting Technical Support

Technical product support is available through the Juniper Networks Technical Assistance Center (JTAC). If you are a customer with an active J-Care or Partner Support Service support contract, or are covered under warranty, and need post-sales technical support, you can access our tools and resources online or open a case with JTAC.

- JTAC policies—For a complete understanding of our JTAC procedures and policies, review the *JTAC User Guide* located at <http://www.juniper.net/us/en/local/pdf/resource-guides/7100059-en.pdf>.
- Product warranties—For product warranty information, visit <http://www.juniper.net/support/warranty/>.
- JTAC hours of operation—The JTAC centers have resources available 24 hours a day, 7 days a week, 365 days a year.

Self-Help Online Tools and Resources

For quick and easy problem resolution, Juniper Networks has designed an online self-service portal called the Customer Support Center (CSC) that provides you with the following features:

- Find CSC offerings: <http://www.juniper.net/customers/support/>
- Search for known bugs: <http://www2.juniper.net/kb/>
- Find product documentation: <http://www.juniper.net/techpubs/>
- Find solutions and answer questions using our Knowledge Base: <http://kb.juniper.net/>

- Download the latest versions of software and review release notes:
<http://www.juniper.net/customers/csc/software/>
- Search technical bulletins for relevant hardware and software notifications:
<http://kb.juniper.net/InfoCenter/>
- Join and participate in the Juniper Networks Community Forum:
<http://www.juniper.net/company/communities/>
- Open a case online in the CSC Case Management tool: <http://www.juniper.net/cm/>

To verify service entitlement by product serial number, use our Serial Number Entitlement (SNE) Tool: <https://tools.juniper.net/SerialNumberEntitlementSearch/>

Opening a Case with JTAC

You can open a case with JTAC on the Web or by telephone.

- Use the Case Management tool in the CSC at <http://www.juniper.net/cm/>.
- Call 1-888-314-JTAC (1-888-314-5822 toll-free in the USA, Canada, and Mexico).

For international or direct-dial options in countries without toll-free numbers, see <http://www.juniper.net/support/requesting-support.html>.

PART 1

Configuring Routing Options

- [Overview of Routing Options on page 1](#)
- [Configuring Static Routing on page 2](#)
- [Configuring Per-Packet Load Balancing on page 2](#)
- [Examples: Configuring Per-Packet Load Balancing on page 4](#)
- [Using a QFX10000 Switch with 6PE on page 5](#)
- [Understanding Virtual Router Routing Instances on page 6](#)
- [Configuring Virtual Router Routing Instances on page 6](#)
- [Understanding Distributed Periodic Packet Management on page 7](#)
- [Configuring Distributed Periodic Packet Management on page 8](#)
- [Understanding Bidirectional Forwarding Detection \(BFD\) on page 10](#)
- [Examples: Configuring BFD for Static Routes on page 11](#)
- [Example: Configuring BFD Authentication for Static Routes on page 27](#)
- [Monitoring Routing Information on page ?](#)
- [Verifying That Virtual Router Routing Instances Are Working on page ?](#)
- [Troubleshooting Virtual Routing Instances on page 35](#)

Overview of Routing Options

In addition to dynamic routing protocols, you can configure static routing on QFX Series switches. You can also configure a variety of protocol-independent routing properties, such as

- Per-packet load balancing (equal cost multipath routing)
- Autonomous system numbers
- Autonomous system confederation members
- Router identifiers
- Routing table groups
- Multicast scoping

Related Documentation

- [Understanding Distributed Periodic Packet Management on page 7](#)

- [Understanding Virtual Router Routing Instances on page 6](#)

Configuring Static Routing

Static routes are routes that are manually configured and entered into the routing table.

The switch uses static routes:

- When the switch does not have a route to a destination that has a better (lower) *preference* value. The preference is an arbitrary value in the range from 0 through 255 that the software uses to rank routes received from different protocols, interfaces, or remote systems. The routing protocol process generally determines the active route by selecting the route with the lowest preference value. In the given range, **0** is the lowest and **255** is the highest.
- When the switch cannot determine the route to a destination.
- When the switch is forwarding unroutable packets.

To configure basic static route options using the CLI:

- To configure the switch's default gateway:

```
[edit]  
user@switch# set routing-options static route 0.0.0.0/0 next-hop 10.0.1.1
```
- To configure a static route and specify the next address to be used when routing traffic to the static route:

```
[edit]  
user@switch# set routing-options static route 198.51.100.0/24 next-hop 10.0.0.2
```
- To always keep the static route in the forwarding table:

```
[edit]  
user@switch# set routing-options static route 198.51.100.0/24 retain
```
- To prevent the static route from being readvertised:

```
[edit]  
user@switch# set routing-options static route 198.51.100.0/24 no-readvertise
```
- To remove inactive routes from the forwarding table:

```
[edit]  
user@switch# set routing-options static route 198.51.100.0/24 active
```

Related
Documentation

- [Monitoring Routing Information on page ?](#)

Configuring Per-Packet Load Balancing

By default, when there are multiple equal-cost paths to the same destination for the active route, Junos OS chooses one of the next-hop addresses to install into the forwarding table in a random fashion. Whenever the set of next hops for a destination changes in any way, the next-hop address is chosen again, also in a random fashion.

You can configure Junos OS so that, for the active route, all next-hop addresses for a destination are installed in the forwarding table. This is called per-packet load balancing. You can use this feature to spread traffic across multiple paths.

On a QFX3500 standalone switch, with static routing configured, whenever a route pointing to an ECMP next-hop changes to a new ECMP next-hop with a different member list but contains the exact member count as before, the location of the retained members in the new member list is the same as in the old member list.

For example, if you have the following configuration on the switch:

```
set routing-options static route 0.0.0.0/0 next-hop 11.8.12.2
set routing-options static route 0.0.0.0/0 next-hop 11.9.12.2
set routing-options static route 0.0.0.0/0 next-hop 11.10.12.2
set routing-options static route 0.0.0.0/0 next-hop 11.11.12.2
set routing-options static route 0.0.0.0/0 next-hop 11.12.12.2
set routing-options static route 0.0.0.0/0 next-hop 11.13.12.2
set routing-options static route 0.0.0.0/0 next-hop 11.14.12.2
set routing-options static route 0.0.0.0/0 next-hop 11.15.12.2
```

and want to change the first and eighth route to point to another location, you can issue the following commands:

```
delete routing-options static route 0.0.0.0/0 next-hop 11.8.12.2
delete routing-options static route 0.0.0.0/0 next-hop 11.15.12.2
set routing-options static route 0.0.0.0/0 next-hop 11.16.12.2
set routing-options static route 0.0.0.0/0 next-hop 11.17.12.2
```

This configuration does not affect the second next-hop through the seventh next-hop.

When per-packet load balancing is configured, traffic is divided into individual flows (up to a maximum of 16). Packets for an individual flow are sent out a single interface. To determine flows, the switch examines each of the following packet fields:

- Source IP address
- Destination IP address
- Protocol
- Source port number
- Destination port number
- Source interface index
- Type of service (ToS)

The switch recognizes packets in which all of these parameters are identical and ensures that these packets are sent out through the same interface. This prevents problems that might otherwise occur with packets arriving at their destination out of their original sequence.



NOTE: Load balancing is not supported on management interfaces.

The following steps show how to configure per-packet load balancing:

1. Define a load-balancing routing policy by including one or more **policy-statement** statements at the **[edit policy-options]** hierarchy level, defining an action of **load-balance per-packet**:

```
policy-statement policy-name {  
  from {  
    match-conditions;  
    route-filter destination-prefix match-type <actions>;  
    prefix-list name;  
  }  
  then {  
    load-balance per-packet;  
  }  
}
```

2. Apply the policy to routes exported from the routing table to the forwarding table. To do this, include the **forwarding-table** and **export** statements:

```
forwarding-table {  
  export policy-name;  
}
```

When you enable per-packet load balancing on a QFabric system, packets might be switched across the fabric even though there is a local port with a same-cost route to the destination. For example, if per-packet load balancing is enabled and a packet arrives at network Node device A, it might be switched to network Node device B and forwarded from there even if there is a same-cost route through a port on Node device A to the destination. In this case, traffic transits the fabric needlessly. You can configure a QFabric system to choose a locally switched route if one is available. To enable this feature, include the **ecmp-do-local-lookup** statement at the **[edit forwarding-options]** hierarchy level.

Related Documentation

- [Examples: Configuring Per-Packet Load Balancing on page 4](#)
- [Understanding the Use of Resilient Hashing to Minimize Flow Remapping in Trunk/ECMP Groups](#)

Examples: Configuring Per-Packet Load Balancing

Perform per-packet load balancing for all routes:

```
[edit]  
policy-options {  
  policy-statement load-balancing-policy {  
    then {  
      load-balance per-packet;  
    }  
  }  
}  
routing-options {  
  forwarding-table {  
    export load-balancing-policy;  
  }  
}
```

Perform per-packet load balancing for a limited set of routes:

```
[edit]
policy-options {
  policy-statement load-balancing-policy {
    from {
      route-filter 192.168.10/24 orlonger;
      route-filter 9.114/16 orlonger;
    }
    then {
      load-balance per-packet;
    }
  }
}
routing-options {
  forwarding-table {
    export load-balancing-policy;
  }
}
```

**Related
Documentation**

- [Configuring Per-Packet Load Balancing on page 2](#)
- *Understanding the Use of Resilient Hashing to Minimize Flow Remapping in Trunk/ECMP Groups*

Using a QFX10000 Switch with 6PE

Using 6PE allows service providers to provide new revenue-generating services to customers by offering native IPv6 connectivity over an MPLS core network without having to configure or upgrade the core routers or change the existing IPv4 and MPLS services. To use 6PE you configure dual-stack (IPv4 and IPv6) provider edge (PE) devices to tunnel IPv6 traffic over MPLS.

When you use a QFX10000 switch as a PE device in a 6PE topology, you must enable **family inet6** on the core-facing interfaces that will be used for the IPv6 traffic. If you do not do so, these interfaces drop the IPv6 traffic.

**Related
Documentation**

- *MPLS Feature Guide for QFX10000 Switches*

Understanding Virtual Router Routing Instances

Virtual router routing instances allow administrators to divide a QFX Series switch into multiple independent virtual routers, each with its own routing table. Virtual router routing instances enable you to isolate traffic without using multiple devices to segment your network. You can create routing instances for unicast routing protocols and PIM sparse mode.

Each virtual router routing instance consists of sets of the following:

- Routing tables
- Interfaces that belong to these routing tables
- Routing protocol configurations
- Routing option configurations

You can use virtual router routing instances to isolate customer traffic on a network and to bind customer-specific routing instances to customer-owned interfaces. Each interface can belong to only one routing instance. QFX 3500 and QFX3600 switches and QFabric systems support as many as 256 virtual router routing instances. QFX 5100 switches support as many as 512 virtual router routing instances.

Related Documentation

- [Configuring Virtual Router Routing Instances on page 6](#)

Configuring Virtual Router Routing Instances

Use virtual router routing instances to divide a QFX Series switch into multiple independent virtual routers, each with its own routing table. Virtual router routing instances enable you to isolate traffic without using multiple devices to segment your network. You can create routing instances for unicast routing protocols and PIM sparse mode.

To configure virtual router routing instances:

1. Create a routing instance:

```
[edit routing-instances]
user@switch# set routing-instance-name instance-type virtual-router
```



NOTE: The default routing instance, **master**, refers to the main inet.0 routing table. The master routing instance is reserved and cannot be specified as a routing instance.

2. Bind each routing instance to the corresponding interfaces:

```
[edit routing-instances]
user@switch# set routing-instance-name interface
device-name:type-fpc/pic/port.logical-unit-number
```

**NOTE:**

- You must bind routing instances to interfaces from the Node devices assigned to the network Node group only. If you try to bind routing instances to interfaces from the Node devices assigned to server Node groups, the configuration does not commit.
- You can bind an interface to one routing instance only.

3. Create each of the logical interfaces bound to each routing instance:

```
[edit interfaces]
user@switch# set device-name: type-fpc/pic/port unit logical-unit-number family inet address
ip-address
```



NOTE: Do not create a logical interface using the family ethernet-switching option in this step. Binding an interface using the family ethernet-switching option to a routing instance can cause the interface to shut down.

4. (Optional) Configure routing protocols for the routing instance at the **[edit routing-instances *routing-instance-name* protocols]** hierarchy level.
5. (Optional) Configure routing options for the routing instance at the **[edit routing-instances *routing-instance-name* routing-options]** hierarchy level.

**Related
Documentation**

- [Understanding Virtual Router Routing Instances on page 6](#)
- [Understanding Node Groups](#)
- [Verifying That Virtual Router Routing Instances Are Working on page 7](#)

Understanding Distributed Periodic Packet Management

Periodic packet management (PPM) is responsible for processing a variety of time-sensitive periodic tasks for particular processes so that other processes can more optimally direct their resources. PPM is responsible for the periodic transmission of packets on behalf of its various client processes, which include the processes that control the Link Aggregation Control Protocol (LACP) and Bidirectional Forwarding Detection (BFD) protocol, and also for receiving packets on behalf of these client processes. PPM also gathers some statistics and sends process-specific packets. PPM cannot be disabled and is always running on any operational switch.

The responsibility for PPM processing on the switch is distributed between the Routing Engine and the access interfaces for all protocols that use PPM by default. This distributed model provides a faster response time for protocols that use PPM than the response time provided by the nondistributed model.

If distributed PPM is disabled, the PPM process runs on the Routing Engine only.

You can disable distributed PPM for all protocols that use PPM. You can also disable distributed PPM for LACP packets only.



BEST PRACTICE: We generally recommend that you disable distributed PPM only if Juniper Networks Customer Service advises you to do so. You should disable distributed PPM only if you have a compelling reason to disable it.

**Related
Documentation**

- [Configuring Distributed Periodic Packet Management on page 8](#)

Configuring Distributed Periodic Packet Management

Periodic packet management (PPM) is responsible for processing a variety of time-sensitive periodic tasks so that other processes can more optimally direct their resources.

The responsibility for PPM processing on the switch is distributed between the Routing Engine and the access interfaces for all protocols that use PPM by default. This distributed model provides a faster response time for protocols that use PPM than the response time provided by the nondistributed model.

If distributed PPM is disabled, the PPM process runs on the Routing Engine only.

You can disable distributed PPM for all protocols that use PPM. You can also disable distributed PPM for Link Aggregation Control Protocol (LACP) packets only.



BEST PRACTICE: We generally recommend that you disable distributed PPM only if Juniper Networks Customer Service advises you to do so. You should disable distributed PPM only if you have a compelling reason to disable it.

This topic describes:

- [Disabling or Enabling Distributed Periodic Packet Management Globally on page 8](#)
- [Disabling or Enabling Distributed Periodic Packet Management for LACP Packets on page 9](#)

Disabling or Enabling Distributed Periodic Packet Management Globally

Distributed PPM is enabled by default. Disable distributed PPM if you need to move all PPM processing to the Routing Engine. Enable distributed PPM if it was previously disabled and you need to run distributed PPM.

To disable distributed PPM:

```
[edit routing-options]  
user@switch# set ppm no-delegate-processing
```

To enable distributed PPM if it was previously disabled:

```
[edit routing-options]
```



```
user@switch# delete ppm no-delegate-processing
```

Disabling or Enabling Distributed Periodic Packet Management for LACP Packets

Distributed PPM is enabled by default. Disable distributed PPM for only LACP packets if you need to move all PPM processing for LACP packets to the Routing Engine.

To disable distributed PPM for LACP packets:

```
[edit protocols]  
user@switch# set lacp ppm centralized
```

To enable distributed PPM for LACP packets if it was previously disabled:

```
[edit protocols]  
user@switch# delete lacp ppm centralized
```

Related Documentation

- [Understanding Distributed Periodic Packet Management on page 7](#)
- [Understanding Aggregated Ethernet Interfaces and LACP](#)

Understanding Bidirectional Forwarding Detection (BFD)

The Bidirectional Forwarding Detection (BFD) protocol is a simple mechanism that detects failures in a network and works in a wide variety of network environments and topologies. In BFD operation, switches exchange BFD hello packets at a specified interval and detect a neighbor failure if they do not receive a reply after a specified interval. The BFD failure detection timers support shorter time limits than the static route failure detection mechanisms, so they can provide faster detection of failures.

To configure faster failure detection, use lower BFD timer values. The timers can automatically adapt to a higher value if an adjacency fails, and they also adapt to a higher value when a BFD session flap occurs more than three times in a span of 15 seconds. In this case, a back-off algorithm increases the receive interval by two if the local BFD instance is the reason for the session flap and increases the transmission interval by two if the remote BFD instance is the reason for the session flap.

You can use the **clear bfd adaptation** command to return BFD interval timers to their configured values. This command is hitless, meaning that it does not affect traffic flow.



NOTE: QFX10000 series switches support BFD timer values of less than 1 second.



NOTE: BFD is not supported with ISIS for IPV6 on QFX10000 series switches.



NOTE: EX3300 supports BFD over static routes only.

Related Documentation

- [Examples: Configuring BFD for Static Routes on page 11](#)
- [Example: Configuring BFD Authentication for Static Routes on page 27](#)

CHAPTER 1

Examples: Configuring BFD for Static Routes

- [Understanding BFD for Static Routes for Faster Network Failure Detection on page 11](#)
- [Example: Configuring BFD for Static Routes for Faster Network Failure Detection on page 15](#)
- [Example: Enabling BFD on Qualified Next Hops in Static Routes for Route Selection on page 20](#)

Understanding BFD for Static Routes for Faster Network Failure Detection

The Bidirectional Forwarding Detection (BFD) protocol is a simple hello mechanism that detects failures in a network. BFD works with a wide variety of network environments and topologies. A pair of routing devices exchanges BFD packets. Hello packets are sent at a specified, regular interval. A neighbor failure is detected when the routing device stops receiving a reply after a specified interval. The BFD failure detection timers have shorter time limits than the static route failure detection mechanisms, so they provide faster detection.



NOTE: EX3300 supports BFD over static routes only.

The BFD failure detection timers are adaptive and can be adjusted to be faster or slower. The lower the BFD failure detection timer value, the faster the failure detection and vice versa. For example, the timers can adapt to a higher value if the adjacency fails (that is, the timer detects failures more slowly). Or a neighbor can negotiate a higher value for a timer than the configured value. The timers adapt to a higher value when a BFD session flap occurs more than three times in a span of 15 seconds. A back-off algorithm increases the receive (Rx) interval by two if the local BFD instance is the reason for the session flap. The transmission (Tx) interval is increased by two if the remote BFD instance is the reason for the session flap. You can use the **clear bfd adaptation** command to return BFD interval timers to their configured values. The **clear bfd adaptation** command is hitless, meaning that the command does not affect traffic flow on the routing device.

By default, BFD is supported on single-hop static routes.

To enable failure detection, include the **bfd-liveness-detection** statement in the static route configuration.

In Junos OS Release 9.1 and later, the BFD protocol is supported for IPv6 static routes. Global unicast and link-local IPv6 addresses are supported for static routes. The BFD protocol is not supported on multicast or anycast IPv6 addresses. For IPv6, the BFD protocol supports only static routes and only in Junos OS Release 9.3 and later. IPv6 for BFD is also supported for the eBGP protocol.



NOTE:

Inline BFD is supported on PTX routers with Third generation FPCs starting in Junos OS Release 15.1F3.

There are three types of BFD sessions based on the source from which BFD packets are sent to the neighbors. Different types of BFD sessions and their descriptions are given in the table below:

Type of BFD session	Description
Non-distributed BFD	BFD sessions running completely on the Routing Engine.
Distributed BFD	BFD sessions running on the Packet Forwarding Engine.
Inline BFD	BFD sessions running on the FPC hardware.

NOTE: Supported only on static routers starting from Junos OS Release 13.3 and supported on PTX Series routers starting from Junos OS Release 15.1F3.

To configure the BFD protocol for IPv6 static routes, include the **bfd-liveness-detection** statement at the **[edit routing-options rib inet6.0 static route destination-prefix]** hierarchy level.

In Junos OS Release 8.5 and later, you can configure a hold-down interval to specify how long the BFD session must remain up before a state change notification is sent.

To specify the hold-down interval, include the **holddown-interval** statement in the BFD configuration.

You can configure a number in the range from 0 through 255,000 milliseconds. The default is 0. If the BFD session goes down and then comes back up during the hold-down interval, the timer is restarted.



NOTE: If a single BFD session includes multiple static routes, the hold-down interval with the highest value is used.

To specify the minimum transmit and receive intervals for failure detection, include the **minimum-interval** statement in the BFD configuration.

This value represents both the minimum interval after which the local routing device transmits hello packets and the minimum interval after which the routing device expects to receive a reply from the neighbor with which it has established a BFD session. You can configure a number in the range from 1 through 255,000 milliseconds. Optionally, instead of using this statement, you can configure the minimum transmit and receive intervals separately using the **transmit-interval**, **minimum-interval**, and **minimum-receive-interval** statements.



NOTE: BFD is an intensive protocol that consumes system resources. Specifying a minimum interval for BFD of less than 100 ms for Routing Engine-based sessions and 10 ms for distributed BFD sessions can cause undesired BFD flapping.

Depending on your network environment, these additional recommendations might apply:

- For large-scale network deployments with a large number of BFD sessions, specify a minimum interval of 300 ms for Routing Engine-based sessions and 100 ms for distributed BFD sessions.
- For very large-scale network deployments with a large number of BFD sessions, contact Juniper Networks customer support for more information.
- For BFD sessions to remain up during a Routing Engine switchover event when nonstop active routing (NSR) is configured, specify a minimum interval of 2500 ms for Routing Engine-based sessions. For distributed BFD sessions with NSR configured, the minimum interval recommendations are unchanged and depend only on your network deployment.



NOTE: SRX Series devices do not support distributed BFD.

To specify the minimum receive interval for failure detection, include the **minimum-receive-interval** statement in the BFD configuration. This value represents the minimum interval after which the routing device expects to receive a reply from a neighbor with which it has established a BFD session. You can configure a number in the range from 1 through 255,000 milliseconds. Optionally, instead of using this statement, you can configure the minimum receive interval using the **minimum-interval** statement at the **[edit routing-options static route destination-prefix bfd-liveness-detection]** hierarchy level.

To specify the number of hello packets not received by the neighbor that causes the originating interface to be declared down, include the **multiplier** statement in the BFD configuration.

The default value is 3. You can configure a number in the range from 1 through 255.

To specify a threshold for detecting the adaptation of the detection time, include the **threshold** statement in the BFD configuration.

When the BFD session detection time adapts to a value equal to or higher than the threshold, a single trap and a system log message are sent. The detection time is based on the multiplier of the **minimum-interval** or the **minimum-receive-interval** value. The threshold must be a higher value than the multiplier for either of these configured values. For example if the **minimum-receive-interval** is 300 ms and the **multiplier** is 3, the total detection time is 900 ms. Therefore, the detection time threshold must have a value higher than 900.

To specify the minimum transmit interval for failure detection, include the **transmit-interval** **minimum-interval** statement in the BFD configuration.

This value represents the minimum interval after which the local routing device transmits hello packets to the neighbor with which it has established a BFD session. You can configure a value in the range from 1 through 255,000 milliseconds. Optionally, instead of using this statement, you can configure the minimum transmit interval using the **minimum-interval** statement at the **[edit routing-options static route destination-prefix bfd-liveness-detection]** hierarchy level.

To specify the threshold for the adaptation of the transmit interval, include the **transmit-interval threshold** statement in the BFD configuration.

The threshold value must be greater than the transmit interval. When the BFD session transmit time adapts to a value greater than the threshold, a single trap and a system log message are sent. The detection time is based on the multiplier of the value for the **minimum-interval** or the **minimum-receive-interval** statement at the **[edit routing-options static route destination-prefix bfd-liveness-detection]** hierarchy level. The threshold must be a higher value than the multiplier for either of these configured values.

To specify the BFD version, include the **version** statement in the BFD configuration. The default is to have the version detected automatically.

To include an IP address for the next hop of the BFD session, include the **neighbor** statement in the BFD configuration.



NOTE: You must configure the **neighbor** statement if the next hop specified is an interface name. If you specify an IP address as the next hop, that address is used as the neighbor address for the BFD session.

In Junos OS Release 9.0 and later, you can configure BFD sessions not to adapt to changing network conditions.

To disable BFD adaptation, include the **no-adaptation** statement in the BFD configuration.



NOTE: We recommend that you not disable BFD adaptation unless it is preferable not to have BFD adaptation in your network.



NOTE: If BFD is configured only on one end of a static route, the route is removed from the routing table. BFD establishes a session when BFD is configured on both ends of the static route.

BFD is not supported on ISO address families in static routes. BFD does support IS-IS.

If you configure graceful Routing Engine switchover (GRES) at the same time as BFD, GRES does not preserve the BFD state information during a failover.

Related Documentation

- [Example: Configuring BFD for Static Routes on page 15](#)
- [Example: Enabling BFD on Qualified Next Hops in Static Routes for Route Selection on page 20](#)

Example: Configuring BFD for Static Routes for Faster Network Failure Detection

This example shows how to configure Bidirectional Forwarding Detection (BFD) for static routes.

- [Requirements on page 15](#)
- [Overview on page 15](#)
- [Configuration on page 16](#)
- [Verification on page 19](#)

Requirements

In this example, no special configuration beyond device initialization is required.

Overview

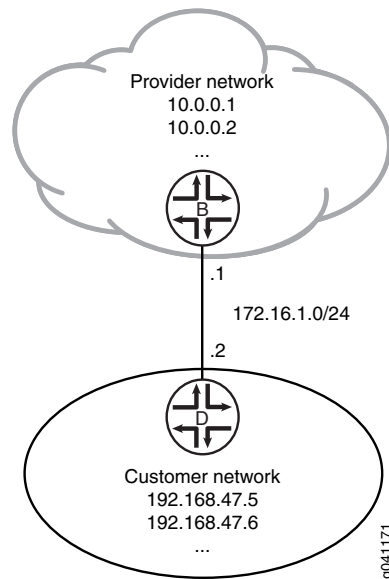
There are many practical applications for static routes. Static routing is often used at the network edge to support attachment to stub networks, which, given their single point of entry and egress, are well suited to the simplicity of a static route. In Junos OS, static routes have a global preference of 5. Static routes are activated if the specified next hop is reachable.

In this example, you configure the static route 192.168.47.0/24 from the provider network to the customer network, using the next-hop address of 172.16.1.2. You also configure a static default route of 0.0.0.0/0 from the customer network to the provider network, using a next-hop address of 172.16.1.1.

For demonstration purposes, some loopback interfaces are configured on Device B and Device D. These loopback interfaces provide addresses to ping and thus verify that the static routes are working.

[Figure 1 on page 16](#) shows the sample network.

Figure 1: Customer Routes Connected to a Service Provider



Configuration

CLI Quick Configuration To quickly configure this example, copy the following commands, paste them into a text file, remove any line breaks, change any details necessary to match your network configuration, and then copy and paste the commands into the CLI at the **[edit]** hierarchy level.

Device B

```

set interfaces ge-1/2/0 unit 0 description B->D
set interfaces ge-1/2/0 unit 0 family inet address 172.16.1.1/24
set interfaces lo0 unit 57 family inet address 10.0.0.1/32
set interfaces lo0 unit 57 family inet address 10.0.0.2/32
set routing-options static route 192.168.47.0/24 next-hop 172.16.1.2
set routing-options static route 192.168.47.0/24 bfd-liveness-detection minimum-interval 1000
set protocols bfd traceoptions file bfd-trace
set protocols bfd traceoptions flag all

```

Device D

```

set interfaces ge-1/2/0 unit 1 description D->B
set interfaces ge-1/2/0 unit 1 family inet address 172.16.1.2/24
set interfaces lo0 unit 2 family inet address 192.168.47.5/32
set interfaces lo0 unit 2 family inet address 192.168.47.6/32
set routing-options static route 0.0.0.0/0 next-hop 172.16.1.1
set routing-options static route 0.0.0.0/0 bfd-liveness-detection minimum-interval 1000
set protocols bfd traceoptions file bfd-trace
set protocols bfd traceoptions flag all

```

Step-by-Step Procedure The following example requires that you navigate various levels in the configuration hierarchy. For information about navigating the CLI, see *Using the CLI Editor in Configuration Mode* in the *CLI User Guide*.

To configure BFD for static routes:

1. On Device B, configure the interfaces.

- ```
[edit interfaces]
user@B# set ge-1/2/0 unit 0 description B->D
user@B# set ge-1/2/0 unit 0 family inet address 172.16.1.1/24
user@B# set lo0 unit 57 family inet address 10.0.0.1/32
user@B# set lo0 unit 57 family inet address 10.0.0.2/32
```
2. On Device B, create a static route and set the next-hop address.
 

```
[edit routing-options]
user@B# set static route 192.168.47.0/24 next-hop 172.16.1.2
```
  3. On Device B, configure BFD for the static route.
 

```
[edit routing-options]
user@B# set static route 192.168.47.0/24 bfd-liveness-detection minimum-interval 1000
```
  4. On Device B, configure tracing operations for BFD.
 

```
[edit protocols]
user@B# set bfd traceoptions file bfd-trace
user@B# set bfd traceoptions flag all
```
  5. If you are done configuring Device B, commit the configuration.
 

```
[edit]
user@B# commit
```
  6. On Device D, configure the interfaces.
 

```
[edit interfaces]
user@D# set ge-1/2/0 unit 1 description D->B
user@D# set ge-1/2/0 unit 1 family inet address 172.16.1.2/24
user@D# set lo0 unit 2 family inet address 192.168.47.5/32
user@D# set lo0 unit 2 family inet address 192.168.47.6/32
```
  7. On Device D, create a static route and set the next-hop address.
 

```
[edit routing-options]
user@D# set static route 0.0.0.0/0 next-hop 172.16.1.1
```
  8. On Device D, configure BFD for the static route.
 

```
[edit routing-options]
user@D# set static route 0.0.0.0/0 bfd-liveness-detection minimum-interval 1000
```
  9. On Device D, configure tracing operations for BFD.
 

```
[edit protocols]
user@D# set bfd traceoptions file bfd-trace
user@D# set bfd traceoptions flag all
```
  10. If you are done configuring Device D, commit the configuration.
 

```
[edit]
user@D# commit
```

## Results

Confirm your configuration by issuing the **show interfaces**, **show protocols**, and **show routing-options** commands. If the output does not display the intended configuration, repeat the instructions in this example to correct the configuration.

```
Device B user@B# show interfaces
ge-1/2/0 {
 unit 0 {
 description B->D;
 family inet {
 address 172.16.1.1/24;
 }
 }
}
lo0 {
 unit 57 {
 family inet {
 address 10.0.0.1/32;
 address 10.0.0.2/32;
 }
 }
}

user@D# show protocols
bfd {
 traceoptions {
 file bfd-trace;
 flag all;
 }
}

user@B# show routing-options
static {
 route 192.168.47.0/24 {
 next-hop 172.16.1.2;
 bfd-liveness-detection {
 minimum-interval 1000;
 }
 }
}

Device D user@D# show interfaces
ge-1/2/0 {
 unit 1 {
 description D->B;
 family inet {
 address 172.16.1.2/24;
 }
 }
}
lo0 {
 unit 2 {
 family inet {
 address 192.168.47.5/32;
 address 192.168.47.6/32;
 }
 }
}

user@D# show routing-options
static {
```

```

route 0.0.0.0/0 {
 next-hop 172.16.1.1;
 bfd-liveness-detection {
 minimum-interval 1000;
 }
}

```

## Verification

Confirm that the configuration is working properly.

- [Verifying That BFD Sessions Are Up on page 19](#)
- [Viewing Detailed BFD Events on page 20](#)

### Verifying That BFD Sessions Are Up

**Purpose** Verify that the BFD sessions are up, and view details about the BFD sessions.

**Action** From operational mode, enter the **show bfd session extensive** command.

user@B> show bfd session extensive

| Address    | State | Interface  | Detect Time | Transmit Interval | Multiplier |
|------------|-------|------------|-------------|-------------------|------------|
| 172.16.1.2 | Up    | lt-1/2/0.0 | 3.000       | 1.000             | 3          |

Client Static, TX interval 1.000, RX interval 1.000  
 Session up time 00:14:30  
 Local diagnostic None, remote diagnostic None  
 Remote state Up, version 1  
 Replicated, routing table index 172  
 Min async interval 1.000, min slow interval 1.000  
 Adaptive async TX interval 1.000, RX interval 1.000  
 Local min TX interval 1.000, minimum RX interval 1.000, multiplier 3  
 Remote min TX interval 1.000, min RX interval 1.000, multiplier 3  
 Local discriminator 2, remote discriminator 1  
 Echo mode disabled/inactive

1 sessions, 1 clients

Cumulative transmit rate 1.0 pps, cumulative receive rate 1.0 pps

user@D> show bfd session extensive

| Address    | State | Interface  | Detect Time | Transmit Interval | Multiplier |
|------------|-------|------------|-------------|-------------------|------------|
| 172.16.1.1 | Up    | lt-1/2/0.1 | 3.000       | 1.000             | 3          |

Client Static, TX interval 1.000, RX interval 1.000  
 Session up time 00:14:35  
 Local diagnostic None, remote diagnostic None  
 Remote state Up, version 1  
 Replicated, routing table index 170  
 Min async interval 1.000, min slow interval 1.000  
 Adaptive async TX interval 1.000, RX interval 1.000  
 Local min TX interval 1.000, minimum RX interval 1.000, multiplier 3  
 Remote min TX interval 1.000, min RX interval 1.000, multiplier 3  
 Local discriminator 1, remote discriminator 2  
 Echo mode disabled/inactive

1 sessions, 1 clients

Cumulative transmit rate 1.0 pps, cumulative receive rate 1.0 pps

**Meaning** The TX interval 1.000, RX interval 1.000 output represents the setting configured with the **minimum-interval** statement. All of the other output represents the default settings for BFD. To modify the default settings, include the optional statements under the **bfd-liveness-detection** statement.

---

### Viewing Detailed BFD Events

---

**Purpose** View the contents of the BFD trace file to assist in troubleshooting, if needed.

**Action** From operational mode, enter the **file show /var/log/bfd-trace** command.

```
user@B> file show /var/log/bfd-trace
Nov 23 14:26:55 Data (9) len 35: (hex) 42 46 44 20 70 65 72 69 6f 64 69 63 20
78 6d 69 74 20 72
Nov 23 14:26:55 PPM Trace: BFD periodic xmit rt tbl index 172
Nov 23 14:26:55 Received Downstream TraceMsg (22) len 108:
Nov 23 14:26:55 IfIndex (3) len 4: 0
Nov 23 14:26:55 Protocol (1) len 1: BFD
Nov 23 14:26:55 Data (9) len 83: (hex) 70 70 6d 64 5f 62 66 64 5f 73 65 6e 64
6d 73 67 20 3a 20
Nov 23 14:26:55 PPM Trace: pcmd_bfd_sendmsg : socket 12 len 24, ifl 78 src
172.16.1.1 dst 172.16.1.2 errno 65
Nov 23 14:26:55 Received Downstream TraceMsg (22) len 93:
Nov 23 14:26:55 IfIndex (3) len 4: 0
Nov 23 14:26:55 Protocol (1) len 1: BFD
Nov 23 14:26:55 Data (9) len 68: (hex) 42 46 44 20 70 65 72 69 6f 64 69 63 20
78 6d 69 74 20 74
```

**Meaning** BFD messages are being written to the trace file.

**Related Documentation**

- [Understanding BFD for Static Routes for Faster Network Failure Detection on page 11](#)

---

## Example: Enabling BFD on Qualified Next Hops in Static Routes for Route Selection

---

This example shows how to configure a static route with multiple possible next hops. Each next hop has Bidirectional Forwarding Detection (BFD) enabled.

- [Requirements on page 20](#)
- [Overview on page 20](#)
- [Configuration on page 21](#)
- [Verification on page 24](#)

### Requirements

In this example, no special configuration beyond device initialization is required.

### Overview

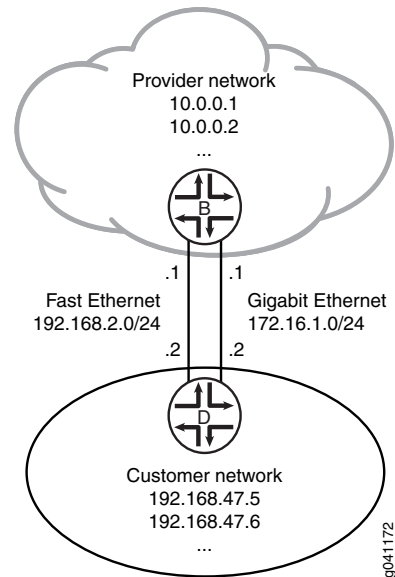
In this example, Device B has the static route **192.168.47.0/24** with two possible next hops. The two next hops are defined using two **qualified-next-hop** statements. Each next hop has BFD enabled.

BFD is also enabled on Device D because BFD must be enabled on both ends of the connection.

A next hop is included in the routing table if the BFD session is up. The next hop is removed from the routing table if the BFD session is down.

See [Figure 2 on page 21](#).

**Figure 2: BFD Enabled on Qualified Next Hops**



## Configuration

### CLI Quick Configuration

To quickly configure this example, copy the following commands, paste them into a text file, remove any line breaks, change any details necessary to match your network configuration, and then copy and paste the commands into the CLI at the **[edit]** hierarchy level.

```

Device B
set interfaces fe-0/1/0 unit 2 description secondary-B->D
set interfaces fe-0/1/0 unit 2 family inet address 192.168.2.1/24
set interfaces ge-1/2/0 unit 0 description B->D
set interfaces ge-1/2/0 unit 0 family inet address 172.16.1.1/24
set routing-options static route 192.168.47.0/24 qualified-next-hop 192.168.2.2
 bfd-liveness-detection minimum-interval 60
set routing-options static route 192.168.47.0/24 qualified-next-hop 172.16.1.2
 bfd-liveness-detection minimum-interval 60

Device D
set interfaces fe-0/1/0 unit 3 description secondary-D->B
set interfaces fe-0/1/0 unit 3 family inet address 192.168.2.2/24
set interfaces ge-1/2/0 unit 1 description D->B
set interfaces ge-1/2/0 unit 1 family inet address 172.16.1.2/24
set routing-options static route 0.0.0.0/0 qualified-next-hop 192.168.2.1
set routing-options static route 0.0.0.0/0 qualified-next-hop 172.16.1.1
set routing-options static route 0.0.0.0/0 bfd-liveness-detection minimum-interval 60

```

**Step-by-Step Procedure** The following example requires that you navigate various levels in the configuration hierarchy. For instructions on how to do that, see *Using the CLI Editor in Configuration Mode* in the *CLI User Guide*.

To configure a static route with two possible next hops, both with BFD enabled:

1. On Device B, configure the interfaces.

```
[edit interfaces fe-0/1/0]
user@B# set unit 2 description secondary-B->D
user@B# set unit 2 family inet address 192.168.2.1/24
```

```
[edit interfaces ge-1/2/0]
user@B# set unit 0 description B->D
user@B# set unit 0 family inet address 172.16.1.1/24
```

2. On Device B, configure the static route with two next hops, both with BFD enabled.

```
[edit routing-options static route 192.168.47.0/24]
user@B# set qualified-next-hop 192.168.2.2 bfd-liveness-detection minimum-interval
60
user@B# set qualified-next-hop 172.16.1.2 bfd-liveness-detection minimum-interval
60
```

3. On Device D, configure the interfaces.

```
[edit interfaces fe-0/1/0]
user@D# set unit 3 description secondary-D->B
user@D# set unit 3 family inet address 192.168.2.2/24
```

```
[edit interfaces ge-1/2/0]
user@D# set unit 1 description D->B
user@D# set unit 1 family inet address 172.16.1.2/24
```

4. On Device D, configure a BFD-enabled default static route with two next hops to the provider network.

In this case, BFD is enabled on the route, not on the next hops.

```
[edit routing-options static route 0.0.0.0/0]
user@D# set qualified-next-hop 192.168.2.1
user@D# set qualified-next-hop 172.16.1.1
user@D# set bfd-liveness-detection minimum-interval 60
```

**Results** Confirm your configuration by issuing the **show interfaces** and **show routing-options** commands. If the output does not display the intended configuration, repeat the instructions in this example to correct the configuration.

```
user@B# show interfaces
fe-0/1/0 {
 unit 2 {
 description secondary-B->D;
 family inet {
 address 192.168.2.1/24;
 }
 }
}
```

```

ge-1/2/0 {
 unit 0 {
 description B->D;
 family inet {
 address 172.16.1.1/24;
 }
 }
}

user@B# show routing-options
static {
 route 192.168.47.0/24 {
 qualified-next-hop 192.168.2.2 {
 bfd-liveness-detection {
 minimum-interval 60;
 }
 }
 qualified-next-hop 172.16.1.2 {
 bfd-liveness-detection {
 minimum-interval 60;
 }
 }
 }
}

user@D# show interfaces
fe-0/1/0 {
 unit 3 {
 description secondary-D->B;
 family inet {
 address 192.168.2.2/24;
 }
 }
}
ge-1/2/0 {
 unit 1 {
 description D->B;
 family inet {
 address 172.16.1.2/24;
 }
 }
}

user@D# show routing-options
static {
 route 0.0.0.0/0 {
 qualified-next-hop 192.168.2.1;
 qualified-next-hop 172.16.1.1;
 bfd-liveness-detection {
 minimum-interval 60;
 }
 }
}

```

If you are done configuring the devices, enter **commit** from configuration mode.

## Verification

Confirm that the configuration is working properly.

- [Checking the Routing Tables on page 24](#)
- [Verifying the BFD Sessions on page 24](#)
- [Removing BFD from Device D on page 24](#)
- [Removing BFD from One Next Hop on page 25](#)

---

### Checking the Routing Tables

**Purpose** Make sure that the static route appears in the routing table on Device B with two possible next hops.

**Action** `user@B> show route 192.168.47.0 extensive`  
inet.0: 5 destinations, 5 routes (5 active, 0 holddown, 0 hidden)  
192.168.47.0/24 (1 entry, 1 announced)  
TSI:  
KRT in-kernel 192.168.47.0/24 -> {192.168.2.2}  
    \*Static Preference: 5  
        Next hop type: Router  
        Address: 0x9334010  
        Next-hop reference count: 1  
        Next hop: 172.16.1.2 via ge-1/2/0.0  
        Next hop: 192.168.2.2 via fe-0/1/0.2, selected  
        State: <Active Int Ext>  
        Age: 9  
        Task: RT  
        Announcement bits (1): 3-KRT  
        AS path: I

**Meaning** Both next hops are listed. The next hop 192.168.2.2 is the selected route.

---

### Verifying the BFD Sessions

**Purpose** Make sure that the BFD sessions are up.

**Action** `user@B> show bfd session`

| Address     | State | Interface  | Detect Time | Transmit Interval | Multiplier |
|-------------|-------|------------|-------------|-------------------|------------|
| 172.16.1.2  | Up    | ge-1/2/0.0 | 0.720       | 0.240             | 3          |
| 192.168.2.2 | Up    | fe-0/1/0.2 | 0.720       | 0.240             | 3          |

2 sessions, 2 clients  
Cumulative transmit rate 8.3 pps, cumulative receive rate 8.3 pps

**Meaning** The output shows that the BFD sessions are up.

---

### Removing BFD from Device D

**Purpose** Demonstrate what happens when the BFD session is down for both next hops.



- Action** 1. Deactivate BFD on Device D.

```
[edit routing-options static route 0.0.0.0/0]
user@D# deactivate bfd-liveness-detection
user@D# commit
```

2. Rerun the **show bfd session** command on Device B.

```
user@B> show bfd session
```

| Address     | State | Interface  | Detect Time | Transmit Interval | Multiplier |
|-------------|-------|------------|-------------|-------------------|------------|
| 172.16.1.2  | Down  | ge-1/2/0.0 | 3.000       | 1.000             | 3          |
| 192.168.2.2 | Down  | fe-0/1/0.2 | 3.000       | 1.000             | 3          |

```
2 sessions, 2 clients
```

```
Cumulative transmit rate 2.0 pps, cumulative receive rate 2.0 pps
```

3. Rerun the **show route 192.168.47.0** command on Device B.

```
user@B> show route 192.168.47.0
```

**Meaning** As expected, when the BFD sessions are down, the static route is removed from the routing table.

### Removing BFD from One Next Hop

**Purpose** Demonstrate what happens when only one next hop has BFD enabled.

- Action** 1. If it is not already deactivated, deactivate BFD on Device D.

```
[edit routing-options static route 0.0.0.0/0]
user@D# deactivate bfd-liveness-detection
user@D# commit
```

2. Deactivate BFD on one of the next hops on Device B.

```
[edit routing-options static route 192.168.47.0/24 qualified-next-hop 172.16.1.2]
user@B# deactivate bfd-liveness-detection
user@B# commit
```

3. Rerun the **show bfd session** command on Device B.

```
user@B> show bfd session
```

| Address     | State | Interface  | Detect Time | Transmit Interval | Multiplier |
|-------------|-------|------------|-------------|-------------------|------------|
| 192.168.2.2 | Down  | fe-0/1/0.2 | 3.000       | 1.000             | 3          |

4. Rerun the **show route 192.168.47.0 extensive** command on Device B.

```
user@B> show route 192.168.47.0 extensive
```

```
inet.0: 5 destinations, 5 routes (5 active, 0 holddown, 0 hidden)
```

```
192.168.47.0/24 (1 entry, 1 announced)
```

```
TSI:
```

```
KRT in-kernel 192.168.47.0/24 -> {172.16.1.2}
```

```
*Static Preference: 5
```

```
Next hop type: Router, Next hop index: 624
```

```
Address: 0x92f0178
```

```
Next-hop reference count: 3
```

```

Next hop: 172.16.1.2 via ge-1/2/0.0, selected
State: <Active Int Ext>
Age: 2:36
Task: RT
Announcement bits (1): 3-KRT
AS path: I

```

**Meaning** As expected, the BFD session is down for the 192.168.2.2 next hop. The 172.16.1.2 next hop remains in the routing table, and the route remains active, because BFD is not a condition for this next hop to remain valid.

**Related Documentation**

- *Example: Configuring Static Route Preferences and Qualified Next Hops to Control Static Route Selection*
- *Understanding Static Route Preferences and Qualified Next Hops*
- [Understanding BFD for Static Routes for Faster Network Failure Detection on page 11](#)
- *Verifying the Static Route Configuration*

**Related Documentation**

- [Example: Configuring BFD Authentication for Static Routes on page 27](#)
- *Example: Configuring BFD for OSPF*
- *Example: Configuring BFD for BGP*
- *Example: Configuring BFD for IS-IS*
- *Configuring PIM and the Bidirectional Forwarding Detection (BFD) Protocol*

## CHAPTER 2

# Example: Configuring BFD Authentication for Static Routes

- [Understanding BFD Authentication for Static Route Security on page 27](#)
- [Example: Configuring BFD Authentication for Securing Static Routes on page 29](#)

## Understanding BFD Authentication for Static Route Security

---

Bidirectional Forwarding Detection (BFD) enables rapid detection of communication failures between adjacent systems. By default, authentication for BFD sessions is disabled. However, when you run BFD over Network Layer protocols, the risk of service attacks can be significant.



**NOTE:** We strongly recommend using authentication if you are running BFD over multiple hops or through insecure tunnels.

Beginning with Junos OS Release 9.6, Junos OS supports authentication for BFD sessions running over IPv4 and IPv6 static routes. BFD authentication is not supported on MPLS OAM sessions. BFD authentication is only supported in the Canada and United States version of the Junos OS image and is not available in the export version.



**NOTE:** EX3300 supports BFD over static routes only.

You authenticate BFD sessions by specifying an authentication algorithm and keychain, and then associating that configuration information with a security authentication keychain using the keychain name.

The following sections describe the supported authentication algorithms, security keychains, and level of authentication that can be configured:

- [BFD Authentication Algorithms on page 28](#)
- [Security Authentication Keychains on page 28](#)
- [Strict Versus Loose Authentication on page 29](#)

## BFD Authentication Algorithms

Junos OS supports the following algorithms for BFD authentication:

- **simple-password**—Plain-text password. One to 16 bytes of plain text are used to authenticate the BFD session. One or more passwords can be configured. This method is the least secure and should be used only when BFD sessions are not subject to packet interception.
- **keyed-md5**—Keyed Message Digest 5 hash algorithm for sessions with transmit and receive intervals greater than 100 ms. To authenticate the BFD session, keyed MD5 uses one or more secret keys (generated by the algorithm) and a sequence number that is updated periodically. With this method, packets are accepted at the receiving end of the session if one of the keys matches and the sequence number is greater than or equal to the last sequence number received. Although more secure than a simple password, this method is vulnerable to replay attacks. Increasing the rate at which the sequence number is updated can reduce this risk.
- **meticulous-keyed-md5**—Meticulous keyed Message Digest 5 hash algorithm. This method works in the same manner as keyed MD5, but the sequence number is updated with every packet. Although more secure than keyed MD5 and simple passwords, this method might take additional time to authenticate the session.
- **keyed-sha-1**—Keyed Secure Hash Algorithm I for sessions with transmit and receive intervals greater than 100 ms. To authenticate the BFD session, keyed SHA uses one or more secret keys (generated by the algorithm) and a sequence number that is updated periodically. The key is not carried within the packets. With this method, packets are accepted at the receiving end of the session if one of the keys matches and the sequence number is greater than the last sequence number received.
- **meticulous-keyed-sha-1**—Meticulous keyed Secure Hash Algorithm I. This method works in the same manner as keyed SHA, but the sequence number is updated with every packet. Although more secure than keyed SHA and simple passwords, this method might take additional time to authenticate the session.



**NOTE:** Nonstop active routing (NSR) is not supported with meticulous-keyed-md5 and meticulous-keyed-sha-1 authentication algorithms. BFD sessions using these algorithms might go down after a switchover.

---

## Security Authentication Keychains

The security authentication keychain defines the authentication attributes used for authentication key updates. When the security authentication keychain is configured and associated with a protocol through the keychain name, authentication key updates can occur without interrupting routing and signaling protocols.

The authentication keychain contains one or more keychains. Each keychain contains one or more keys. Each key holds the secret data and the time at which the key becomes valid. The algorithm and keychain must be configured on both ends of the BFD session,

and they must match. Any mismatch in configuration prevents the BFD session from being created.

BFD allows multiple clients per session, and each client can have its own keychain and algorithm defined. To avoid confusion, we recommend specifying only one security authentication keychain.

## Strict Versus Loose Authentication

By default, strict authentication is enabled, and authentication is checked at both ends of each BFD session. Optionally, to smooth migration from nonauthenticated sessions to authenticated sessions, you can configure *loose checking*. When loose checking is configured, packets are accepted without authentication being checked at each end of the session. This feature is intended for transitional periods only.

### Related Documentation

- [Example: Configuring BFD Authentication for Securing Static Routes on page 29](#)

## Example: Configuring BFD Authentication for Securing Static Routes

This example shows how to configure Bidirectional Forwarding Detection (BFD) authentication for static routes.

- [Requirements on page 29](#)
- [Overview on page 29](#)
- [Configuration on page 30](#)
- [Verification on page 33](#)

## Requirements

Junos OS Release 9.6 or later (Canda and United States version).

BFD authentication is only supported in the Canada and United States version of the Junos OS image and is not available in the export version.

## Overview

You can configure authentication for BFD sessions running over IPv4 and IPv6 static routes. Routing instances and logical systems are also supported.

The following steps are needed to configure authentication on a BFD session:

1. Specify the BFD authentication algorithm for the static route.
2. Associate the authentication keychain with the static route.
3. Configure the related security authentication keychain. This must be configured on the main router.

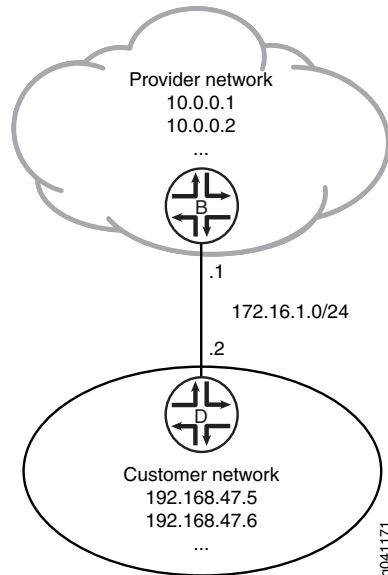


**TIP:** We recommend that you specify loose authentication checking if you are transitioning from nonauthenticated sessions to authenticated sessions.

```
[edit]
user@host> set routing-options static route ipv4 bfd-liveness-detection
authentication loose-check
```

Figure 3 on page 30 shows the sample network.

Figure 3: Customer Routes Connected to a Service Provider



## Configuration

**CLI Quick Configuration** To quickly configure this example, copy the following commands, paste them into a text file, remove any line breaks, change any details necessary to match your network configuration, and then copy and paste the commands into the CLI at the **[edit]** hierarchy level.

**Device B**

```
set interfaces ge-1/2/0 unit 0 description B->D
set interfaces ge-1/2/0 unit 0 family inet address 172.16.1.1/24
set interfaces lo0 unit 57 family inet address 10.0.0.1/32
set interfaces lo0 unit 57 family inet address 10.0.0.2/32
set routing-options static route 192.168.47.0/24 next-hop 172.16.1.2
set routing-options static route 192.168.47.0/24 bfd-liveness-detection minimum-interval 1000
set routing-options static route 192.168.47.0/24 bfd-liveness-detection authentication key-chain bfd-kc4
set routing-options static route 192.168.47.0/24 bfd-liveness-detection authentication algorithm keyed-sha-1
set security authentication-key-chains key-chain bfd-kc4 key 5 secret "$ABC123$ABC123$ABC123"
set security authentication-key-chains key-chain bfd-kc4 key 5 start-time "2011-1-12:00:00 -0800"
```

**Device D**

```
set interfaces ge-1/2/0 unit 1 description D->B
set interfaces ge-1/2/0 unit 1 family inet address 172.16.1.2/24
set interfaces lo0 unit 2 family inet address 192.168.47.5/32
```

```

set interfaces lo0 unit 2 family inet address 192.168.47.6/32
set routing-options static route 0.0.0.0/0 next-hop 172.16.1.1
set routing-options static route 0.0.0.0/0 bfd-liveness-detection minimum-interval 1000
set routing-options static route 0.0.0.0/0 bfd-liveness-detection authentication key-chain
 bfd-kc4
set routing-options static route 0.0.0.0/0 bfd-liveness-detection authentication algorithm
 keyed-sha-1
set security authentication-key-chains key-chain bfd-kc4 key 5 secret
 "$ABC123$ABC123$ABC123"
set security authentication-key-chains key-chain bfd-kc4 key 5 start-time
 "2011-1-1.12:00:00 -0800"

```

### Step-by-Step Procedure

The following example requires that you navigate various levels in the configuration hierarchy. For information about navigating the CLI, see *Using the CLI Editor in Configuration Mode* in the *CLI User Guide*.

To configure BFD for static routes:

1. On Device B, configure the interfaces.

```

[edit interfaces]
user@B# set ge-1/2/0 unit 0 description B->D
user@B# set ge-1/2/0 unit 0 family inet address 172.16.1.1/24

```

```

user@B# set lo0 unit 57 family inet address 10.0.0.1/32
user@B# set lo0 unit 57 family inet address 10.0.0.2/32

```

2. On Device B, create a static route and set the next-hop address.

```

[edit routing-options]
user@B# set static route 192.168.47.0/24 next-hop 172.16.1.2

```

3. On Device B, configure BFD for the static route.

```

[edit routing-options]
user@B# set static route 192.168.47.0/24 bfd-liveness-detection minimum-interval
 1000

```

4. On Device B, specify the algorithm (**keyed-md5**, **keyed-sha-1**, **meticulous-keyed-md5**, **meticulous-keyed-sha-1**, or **simple-password**) to use for BFD authentication on the static route.

```

[edit routing-options]
user@B# set static route 192.168.47.0/24 bfd-liveness-detection authentication
 algorithm keyed-sha-1

```



**NOTE:** Nonstop active routing (NSR) is not supported with the **meticulous-keyed-md5** and **meticulous-keyed-sha-1** authentication algorithms. BFD sessions using these algorithms might go down after a switchover.

5. On Device B, specify the keychain to be used to associate BFD sessions on the specified route with the unique security authentication keychain attributes.

This should match the keychain name configured at the **[edit security authentication key-chains]** hierarchy level.

```
[edit routing-options]
user@B# set static route 192.168.47.0/24 bfd-liveness-detection authentication
key-chain bfd-kc4
```

6. On Device B, specify the unique security authentication information for BFD sessions:

- The matching keychain name as specified in Step 5.
- At least one key, a unique integer between 0 and 63. Creating multiple keys allows multiple clients to use the BFD session.
- The secret data used to allow access to the session.
- The time at which the authentication key becomes active, in the format *yyyy-mm-dd.hh:mm:ss*.

```
[edit security authentication-key-chains key-chain bfd-kc4]
user@B# set key 5 secret "$ABC123$ABC123$ABC123"
user@B# set key 5 start-time "2011-1-1.12:00:00 -0800"
```

7. If you are done configuring Device B, commit the configuration.

```
[edit]
user@B# commit
```

8. Repeat the configuration on Device D.

The algorithm and keychain must be configured on both ends of the BFD session, and they must match. Any mismatch in configuration prevents the BFD session from being created.

## Results

Confirm your configuration by issuing the **show interfaces**, **show routing-options**, and **show security** commands. If the output does not display the intended configuration, repeat the instructions in this example to correct the configuration.

```
Device B user@B# show interfaces
ge-1/2/0 {
 unit 0 {
 description B->D;
 family inet {
 address 172.16.1.1/24;
 }
 }
}
lo0 {
 unit 57 {
 family inet {
 address 10.0.0.1/32;
 address 10.0.0.2/32;
 }
 }
}
```



```

user@B# show routing-options
static {
 route 192.168.47.0/24 {
 next-hop 172.16.1.2;
 bfd-liveness-detection {
 minimum-interval 1000;
 authentication {
 key-chain bfd-kc4;
 algorithm keyed-sha-1;
 }
 }
 }
}

user@B# show security
authentication-key-chains {
 key-chain bfd-kc4 {
 key 5 {
 secret "$ABC123$ABC123$ABC123"; ## SECRET-DATA
 start-time "2011-1-1.12:00:00 -0800";
 }
 }
}

```

## Verification

Confirm that the configuration is working properly.

- [Verifying That BFD Sessions Are Up on page 33](#)
- [Viewing Details About the BFD Session on page 33](#)
- [Viewing Extensive BFD Session Information on page 34](#)

### Verifying That BFD Sessions Are Up

**Purpose** Verify that the BFD sessions are up.

**Action** From operational mode, enter the **show bfd session** command.

```

user@B> show bfd session

```

| Address    | State | Interface  | Detect Time | Transmit Interval | Multiplier |
|------------|-------|------------|-------------|-------------------|------------|
| 172.16.1.2 | Up    | ge-1/2/0.0 | 3.000       | 1.000             | 3          |

```

1 sessions, 1 clients
Cumulative transmit rate 1.0 pps, cumulative receive rate 1.0 pps

```

**Meaning** The command output shows that the BFD session is up.

### Viewing Details About the BFD Session

**Purpose** View details about the BFD sessions and make sure that authentication is configured.

**Action** From operational mode, enter the **show bfd session detail** command.

```

user@B> show bfd session detail

```

```

Address State Interface Detect Transmit
172.16.1.2 Up ge-1/2/0.0 3.000 1.000 3
Client Static, TX interval 1.000, RX interval 1.000, Authenticate
Session up time 00:53:58
Local diagnostic NbrSignal, remote diagnostic None
Remote state Up, version 1
Logical system 9, routing table index 22

1 sessions, 1 clients
Cumulative transmit rate 1.0 pps, cumulative receive rate 1.0 pps

```

**Meaning** In the command output, **Authenticate** is displayed to indicate that BFD authentication is configured.

### Viewing Extensive BFD Session Information

**Purpose** View more detailed information about the BFD sessions.

**Action** From operational mode, enter the **show bfd session extensive** command.

```

user@B> show bfd session extensive
Address State Interface Time Interval Multiplier
172.16.1.2 Up ge-1/2/0.0 3.000 1.000 3
Client Static, TX interval 1.000, RX interval 1.000, Authenticate
keychain bfd-kc4, algo keyed-sha-1, mode strict
Session up time 01:39:45
Local diagnostic NbrSignal, remote diagnostic None
Remote state Up, version 1
Logical system 9, routing table index 22
Min async interval 1.000, min slow interval 1.000
Adaptive async TX interval 1.000, RX interval 1.000
Local min TX interval 1.000, minimum RX interval 1.000, multiplier 3
Remote min TX interval 1.000, min RX interval 1.000, multiplier 3
Local discriminator 3, remote discriminator 4
Echo mode disabled/inactive
Authentication enabled/active, keychain bfd-kc4, algo keyed-sha-1, mode strict

1 sessions, 1 clients
Cumulative transmit rate 1.0 pps, cumulative receive rate 1.0 pps

```

**Meaning** In the command output, **Authenticate** is displayed to indicate that BFD authentication is configured. The output for the **extensive** command provides the keychain name, the authentication algorithm, and the mode for each client in the session.

**Related Documentation**

- [Understanding BFD Authentication for Static Route Security on page 27](#)

**Related Documentation**

- [Examples: Configuring BFD for Static Routes on page 11](#)

# Troubleshooting Virtual Routing Instances

- [Direct Routes Not Leaked Between Routing Instances on page 35](#)

## Direct Routes Not Leaked Between Routing Instances

---

**Problem**    **Description:** Direct routes are not exported (leaked) between virtual routing instances. For example, consider the following scenario:

- Switch with two virtual routing instances:
  - Routing instance 1 connects to downstream device through interface xe-0/0/1.
  - Routing instance 2 connects to upstream device through interface xe-0/0/2.

If you enable route leaking between the routing instances (by using the **rib-group** statement, for example), the downstream device cannot connect to the upstream device because the switch connects to the upstream device over a direct route and these routes are not leaked between instances.



**NOTE:** You can see a route to the upstream device in the routing table of the downstream device, but this route is not functional.

Indirect routes *are* leaked between routing instances, so the downstream device can connect to any upstream devices that are connected to the switch over indirect routes.

**Solution**    This is expected behavior.

**Related Documentation**

- [Understanding Virtual Router Routing Instances on page 6](#)
- [Configuring Virtual Router Routing Instances on page 6](#)
- [rib-group on page 137](#)

**Related Documentation**

- [Understanding Virtual Router Routing Instances on page 6](#)
- [Configuring Virtual Router Routing Instances on page 6](#)
- [rib-group on page 137](#)



## PART 2

# Configuration Statements and Operational Commands

- [Configuration Statements \(Routing Options\) on page 39](#)
- [Operational Commands \(Routing Options\) on page 161](#)



## CHAPTER 4

# Configuration Statements (Routing Options)

- [active](#) on page 42
- [aggregate \(Routing\)](#) on page 44
- [as-path \(Routing Options\)](#) on page 46
- [autonomous-system](#) on page 48
- [backup-pe-group](#) on page 50
- [backups](#) on page 51
- [bandwidth \(Multicast Flow Map\)](#) on page 52
- [bfd-liveness-detection \(Routing Options Static Route\)](#) on page 53
- [bgp-orf-cisco-mode](#) on page 57
- [bmp](#) on page 59
- [brief](#) on page 61
- [centralized](#) on page 62
- [community \(Routing Options\)](#) on page 63
- [confederation](#) on page 65
- [disable \(Routing Options\)](#) on page 66
- [description \(Routing Instances\)](#) on page 66
- [discard](#) on page 67
- [export](#) on page 68
- [export-rib](#) on page 69
- [fate-sharing](#) on page 72
- [flow](#) on page 73
- [flow-map](#) on page 74
- [forwarding-cache \(Flow Maps\)](#) on page 75
- [forwarding-cache \(Multicast\)](#) on page 76
- [forwarding-options \(chassis\)](#) on page 78
- [forwarding-table](#) on page 80

- [generate](#) on page 81
- [graceful-restart \(Enabling Globally\)](#) on page 83
- [import](#) on page 84
- [import-policy](#) on page 85
- [import-rib](#) on page 86
- [indirect-next-hop](#) on page 87
- [install \(Routing Options\)](#) on page 88
- [instance-export](#) on page 89
- [instance-import](#) on page 89
- [instance-type](#) on page 90
- [interface \(Multicast Static Routes\)](#) on page 91
- [interface \(Routing Instances\)](#) on page 92
- [interface \(Routing Options\)](#) on page 93
- [interface-routes](#) on page 94
- [local-address \(Routing Options\)](#) on page 95
- [martians](#) on page 96
- [maximum-bandwidth \(Routing Options\)](#) on page 97
- [maximum-paths](#) on page 98
- [maximum-prefixes](#) on page 100
- [med-igp-update-interval](#) on page 101
- [metric \(Aggregate, Generated, or Static Route\)](#) on page 102
- [multicast \(Routing Options\)](#) on page 103
- [no-qos-adjust](#) on page 104
- [nsr-phantom-holdtime](#) on page 105
- [options \(Routing Options\)](#) on page 106
- [pim-to-igmp-proxy](#) on page 107
- [pim-to-mld-proxy](#) on page 108
- [policy \(Aggregate and Generated Routes\)](#) on page 109
- [policy \(Flow Maps\)](#) on page 110
- [policy-options](#) on page 111
- [policy-statement](#) on page 112
- [ppm](#) on page 116
- [ppm \(Ethernet Switching\)](#) on page 117
- [preference \(Routing Options\)](#) on page 118
- [prefix](#) on page 119
- [protocols](#) on page 120
- [qualified-next-hop \(Static Routes\)](#) on page 123



- [readvertise on page 125](#)
- [redundant-sources on page 126](#)
- [resolution on page 127](#)
- [resolution-ribs on page 128](#)
- [resolve on page 129](#)
- [restart-duration \(Routing Options\) on page 130](#)
- [retain on page 131](#)
- [reverse-oif-mapping on page 132](#)
- [rpf-check-policy \(Routing Options RPF\) on page 133](#)
- [rib \(General\) on page 134](#)
- [rib \(Route Resolution\) on page 136](#)
- [rib-group \(Routing Options\) on page 137](#)
- [rib-groups on page 138](#)
- [route-distinguisher-id on page 140](#)
- [route-record on page 141](#)
- [router-id on page 142](#)
- [routing-instances on page 143](#)
- [routing-options on page 144](#)
- [scope on page 144](#)
- [scope-policy on page 145](#)
- [source \(Source-Specific Multicast\) on page 146](#)
- [source-routing on page 147](#)
- [ssm-groups on page 148](#)
- [ssm-map \(Routing Options Multicast\) on page 149](#)
- [static \(Routes\) on page 150](#)
- [subscriber-leave-timer on page 152](#)
- [tag \(Routing Options\) on page 153](#)
- [threshold \(Multicast Forwarding Cache\) on page 154](#)
- [timeout \(Flow Maps\) on page 155](#)
- [timeout \(Multicast\) on page 156](#)
- [traceoptions on page 157](#)
- [upstream-interface on page 160](#)

## active

|                                 |                                                                                                                                                                                                                                                                                                                                                                                                                                                                                                                                                                                                                                                                                                                                                                                                                                                                                                                                                                                                                                                                                                                                                                                                                                                                                                |
|---------------------------------|------------------------------------------------------------------------------------------------------------------------------------------------------------------------------------------------------------------------------------------------------------------------------------------------------------------------------------------------------------------------------------------------------------------------------------------------------------------------------------------------------------------------------------------------------------------------------------------------------------------------------------------------------------------------------------------------------------------------------------------------------------------------------------------------------------------------------------------------------------------------------------------------------------------------------------------------------------------------------------------------------------------------------------------------------------------------------------------------------------------------------------------------------------------------------------------------------------------------------------------------------------------------------------------------|
| <b>Syntax</b>                   | (active   passive);                                                                                                                                                                                                                                                                                                                                                                                                                                                                                                                                                                                                                                                                                                                                                                                                                                                                                                                                                                                                                                                                                                                                                                                                                                                                            |
| <b>Hierarchy Level</b>          | <p>[edit logical-systems <i>logical-system-name</i> routing-instances <i>routing-instance-name</i> routing-options (<b>aggregate</b>   <b>generate</b>   static) (defaults   route)],</p> <p>[edit logical-systems <i>logical-system-name</i> routing-instances <i>routing-instance-name</i> routing-options rib <i>routing-table-name</i> (<b>aggregate</b>   <b>generate</b>   static) (defaults   route)],</p> <p>[edit logical-systems <i>logical-system-name</i> routing-options (<b>aggregate</b>   <b>generate</b>   static) (defaults   route)],</p> <p>[edit logical-systems <i>logical-system-name</i> routing-options rib <i>routing-table-name</i> (<b>aggregate</b>   <b>generate</b>   static) (defaults   route)],</p> <p>[edit routing-instances <i>routing-instance-name</i> routing-options (<b>aggregate</b>   <b>generate</b>   static) (defaults   route)],</p> <p>[edit routing-instances <i>routing-instance-name</i> routing-options rib <i>routing-table-name</i> (<b>aggregate</b>   <b>generate</b>   static) (defaults   route)],</p> <p>[edit routing-options (<b>aggregate</b>   <b>generate</b>   static) (defaults   route)],</p> <p>[edit routing-options rib <i>routing-table-name</i> (<b>aggregate</b>   <b>generate</b>   static) (defaults   route)]</p> |
| <b>Release Information</b>      | <p>Statement introduced before Junos OS Release 7.4.</p> <p>Statement introduced in Junos OS Release 9.0 for EX Series switches.</p> <p>Statement introduced in Junos OS Release 11.3 for the QFX Series.</p> <p>Statement introduced in Junos OS Release 12.3 for ACX Series routers.</p> <p>Statement introduced in Junos OS Release 14.1X53-D20 for the OCX Series.</p>                                                                                                                                                                                                                                                                                                                                                                                                                                                                                                                                                                                                                                                                                                                                                                                                                                                                                                                     |
| <b>Description</b>              | <p>Determine whether static, aggregate, or generated routes are removed from the routing and forwarding tables when they become inactive. Static routes are only removed from the routing table if the next hop becomes unreachable. This can occur if the local or neighbor interface goes down. Routes that have been configured to remain continually installed in the routing and forwarding tables are marked with <b>reject</b> next hops when they are inactive.</p> <ul style="list-style-type: none"> <li>• <b>active</b>—Remove a route from the routing and forwarding tables when it becomes inactive.</li> <li>• <b>passive</b>—Have a route remain continually installed in the routing and forwarding tables even when it becomes inactive.</li> </ul> <p>Include the <b>active</b> statement when configuring an individual route in the <b>route</b> portion of the <b>static</b> statement to override a <b>passive</b> option specified in the <b>defaults</b> portion of the statement.</p>                                                                                                                                                                                                                                                                                |
| <b>Default</b>                  | active                                                                                                                                                                                                                                                                                                                                                                                                                                                                                                                                                                                                                                                                                                                                                                                                                                                                                                                                                                                                                                                                                                                                                                                                                                                                                         |
| <b>Required Privilege Level</b> | <p>routing—To view this statement in the configuration.</p> <p>routing-control—To add this statement to the configuration.</p>                                                                                                                                                                                                                                                                                                                                                                                                                                                                                                                                                                                                                                                                                                                                                                                                                                                                                                                                                                                                                                                                                                                                                                 |
| <b>Related Documentation</b>    | <ul style="list-style-type: none"> <li>• <i>Examples: Configuring Static Routes</i></li> <li>• <i>Example: Summarizing Static Routes Through Route Aggregation</i></li> <li>• <i>Example: Configuring a Conditional Default Route Policy</i></li> </ul>                                                                                                                                                                                                                                                                                                                                                                                                                                                                                                                                                                                                                                                                                                                                                                                                                                                                                                                                                                                                                                        |

- *Understanding Conditionally Generated Routes*

## aggregate (Routing)

|                     |                                                                                                                                                                                                                                                                                                                                                                                                                                                                                                                                                                                                                                                                                                                                                                                                                                                                                                                                                                                                                                                                            |
|---------------------|----------------------------------------------------------------------------------------------------------------------------------------------------------------------------------------------------------------------------------------------------------------------------------------------------------------------------------------------------------------------------------------------------------------------------------------------------------------------------------------------------------------------------------------------------------------------------------------------------------------------------------------------------------------------------------------------------------------------------------------------------------------------------------------------------------------------------------------------------------------------------------------------------------------------------------------------------------------------------------------------------------------------------------------------------------------------------|
| Syntax              | <pre> aggregate {   defaults {     ... aggregate-options ...   }   route destination-prefix {     policy policy-name;     ... aggregate-options ...   } } </pre>                                                                                                                                                                                                                                                                                                                                                                                                                                                                                                                                                                                                                                                                                                                                                                                                                                                                                                           |
| Hierarchy Level     | <p>[edit logical-systems <i>logical-system-name</i> routing-instances <i>routing-instance-name</i> routing-options],</p> <p>[edit logical-systems <i>logical-system-name</i> routing-instances <i>routing-instance-name</i> routing-options <b>rib</b> <i>routing-table-name</i>],</p> <p>[edit logical-systems <i>logical-system-name</i> routing-options],</p> <p>[edit logical-systems <i>logical-system-name</i> routing-options <b>rib</b> <i>routing-table-name</i>],</p> <p>[edit routing-instances <i>routing-instance-name</i> routing-options],</p> <p>[edit routing-instances <i>routing-instance-name</i> routing-options <b>rib</b> <i>routing-table-name</i>],</p> <p>[edit routing-options],</p> <p>[edit routing-options <b>rib</b> <i>routing-table-name</i>]</p>                                                                                                                                                                                                                                                                                         |
| Release Information | <p>Statement introduced before Junos OS Release 7.4.</p> <p>Statement introduced in Junos OS Release 9.0 for EX Series switches.</p> <p>Statement introduced in Junos OS Release 11.3 for the QFX Series.</p> <p>Statement introduced in Junos OS Release 12.3 for ACX Series routers.</p> <p>Statement introduced in Junos OS Release 14.1X53-D20 for the OCX Series.</p>                                                                                                                                                                                                                                                                                                                                                                                                                                                                                                                                                                                                                                                                                                 |
| Description         | Configure aggregate routes.                                                                                                                                                                                                                                                                                                                                                                                                                                                                                                                                                                                                                                                                                                                                                                                                                                                                                                                                                                                                                                                |
| Options             | <p><b>aggregate-options</b>—Additional information about aggregate routes that is included with the route when it is installed in the routing table. Specify zero or more of the following options in <b>aggregate-options</b>. Each option is explained separately.</p> <ul style="list-style-type: none"> <li>• (<b>active</b>   passive);</li> <li>• <b>as-path</b> &lt;as-path&gt; &lt;origin (egp   igp   incomplete)&gt; &lt;atomic-aggregate&gt; &lt;aggregator as-number ip-address&gt;;</li> <li>• (<b>brief</b>   full);</li> <li>• <b>community</b> [ <i>community-ids</i> ];</li> <li>• <b>discard</b>;</li> <li>• (<b>metric</b>   metric2   metric3   metric4) <i>value</i> &lt;type type&gt;;</li> <li>• (<b>preference</b>   preference2   color   color2) <i>preference</i> &lt;type type&gt;;</li> <li>• <b>tag</b> <i>metric type number</i>;</li> </ul> <p><b>defaults</b>—Specify global aggregate route options. These options only set default attributes inherited by all newly created aggregate routes. These are treated as global defaults</p> |

and apply to all the aggregate routes you configure in the **aggregate** statement. This part of the **aggregate** statement is optional.

**route *destination-prefix***—Configure a nondefault aggregate route:

- **default**—For the default route to the destination. This is equivalent to specifying an IP address of **0.0.0.0/0**.
- ***destination-prefix/prefix-length***—***destination-prefix*** is the network portion of the IP address, and ***prefix-length*** is the destination prefix length.

The **policy** statement is explained separately.

|                                 |                                                                                                                       |
|---------------------------------|-----------------------------------------------------------------------------------------------------------------------|
| <b>Required Privilege Level</b> | routing—To view this statement in the configuration.                                                                  |
|                                 | routing-control—To add this statement to the configuration.                                                           |
| <b>Related Documentation</b>    | <ul style="list-style-type: none"><li>• <i>Example: Summarizing Static Routes Through Route Aggregation</i></li></ul> |

## as-path (Routing Options)

|                            |                                                                                                                                                                                                                                                                                                                                                                                                                                                                                                                                                                                                                                                                                                                                                                                                                                                                                                                                                                                                                                                                                                                                                                                                                                                                                                |
|----------------------------|------------------------------------------------------------------------------------------------------------------------------------------------------------------------------------------------------------------------------------------------------------------------------------------------------------------------------------------------------------------------------------------------------------------------------------------------------------------------------------------------------------------------------------------------------------------------------------------------------------------------------------------------------------------------------------------------------------------------------------------------------------------------------------------------------------------------------------------------------------------------------------------------------------------------------------------------------------------------------------------------------------------------------------------------------------------------------------------------------------------------------------------------------------------------------------------------------------------------------------------------------------------------------------------------|
| <b>Syntax</b>              | <code>as-path &lt;as-path&gt; &lt;aggregator as-number ip-address&gt; &lt;atomic-aggregate&gt; &lt;origin (egp   igp   incomplete)&gt;;</code>                                                                                                                                                                                                                                                                                                                                                                                                                                                                                                                                                                                                                                                                                                                                                                                                                                                                                                                                                                                                                                                                                                                                                 |
| <b>Hierarchy Level</b>     | <p>[edit logical-systems <i>logical-system-name</i> routing-instances <i>routing-instance-name</i> routing-options (<b>aggregate</b>   <b>generate</b>   static) (defaults   route)],</p> <p>[edit logical-systems <i>logical-system-name</i> routing-instances <i>routing-instance-name</i> routing-options rib <i>routing-table-name</i> (<b>aggregate</b>   <b>generate</b>   static) (defaults   route)],</p> <p>[edit logical-systems <i>logical-system-name</i> routing-options (<b>aggregate</b>   <b>generate</b>   static) (defaults   route)],</p> <p>[edit logical-systems <i>logical-system-name</i> routing-options rib <i>routing-table-name</i> (<b>aggregate</b>   <b>generate</b>   static) (defaults   route)],</p> <p>[edit routing-instances <i>routing-instance-name</i> routing-options (<b>aggregate</b>   <b>generate</b>   static) (defaults   route)],</p> <p>[edit routing-instances <i>routing-instance-name</i> routing-options rib <i>routing-table-name</i> (<b>aggregate</b>   <b>generate</b>   static) (defaults   route)],</p> <p>[edit routing-options (<b>aggregate</b>   <b>generate</b>   static) (defaults   route)],</p> <p>[edit routing-options rib <i>routing-table-name</i> (<b>aggregate</b>   <b>generate</b>   static) (defaults   route)]</p> |
| <b>Release Information</b> | <p>Statement introduced before Junos OS Release 7.4.</p> <p>Statement introduced in Junos OS Release 9.0 for EX Series switches.</p> <p>Statement introduced in Junos OS Release 11.3 for the QFX Series.</p> <p>Statement introduced in Junos OS Release 12.3 for ACX Series routers.</p> <p>Statement introduced in Junos OS Release 14.1X53-D20 for the OCX Series.</p>                                                                                                                                                                                                                                                                                                                                                                                                                                                                                                                                                                                                                                                                                                                                                                                                                                                                                                                     |
| <b>Description</b>         | <p>Associate BGP autonomous system (AS) path information with a static, aggregate, or generated route.</p> <p>In Junos OS Release 9.1 and later, the numeric range for the AS number is extended to provide BGP support for 4-byte AS numbers as defined in RFC 4893, <i>BGP Support for Four-octet AS Number Space</i>. RFC 4893 introduces two new optional transitive BGP attributes, AS4_PATH and AS4_AGGREGATOR. These new attributes are used to propagate 4-byte AS path information across BGP speakers that do not support 4-byte AS numbers. RFC 4893 also introduces a reserved, well-known, 2-byte AS number, AS 23456. This reserved AS number is called AS_TRANS in RFC 4893. All releases of Junos OS support 2-byte AS numbers.</p> <p>In Junos OS Release 9.2 and later, you can also configure a 4-byte AS number using the AS-dot notation format of two integer values joined by a period: <i>&lt;16-bit high-order value in decimal&gt;.&lt;16-bit low-order value in decimal&gt;</i>. For example, the 4-byte AS number of 65,546 in plain-number format is represented as 1.10 in the AS-dot notation format. You can specify a value in the range from 0.0 through 65535.65535 in AS-dot notation format.</p>                                                          |
| <b>Default</b>             | No AS path information is associated with static routes.                                                                                                                                                                                                                                                                                                                                                                                                                                                                                                                                                                                                                                                                                                                                                                                                                                                                                                                                                                                                                                                                                                                                                                                                                                       |
| <b>Options</b>             | <p><b>aggregator</b>—(Optional) Attach the BGP <b>aggregator</b> path attribute to the aggregate route. You must specify the last AS number that formed the aggregate route (encoded as two octets) for <i>as-number</i>, followed by the IP address of the BGP system that formed the aggregate route for <i>ip-address</i>.</p>                                                                                                                                                                                                                                                                                                                                                                                                                                                                                                                                                                                                                                                                                                                                                                                                                                                                                                                                                              |

**as-path**—(Optional) AS path to include with the route. It can include a combination of individual AS path numbers and AS sets. Enclose sets in brackets ( [ ] ). The first AS number in the path represents the AS immediately adjacent to the local AS. Each subsequent number represents an AS that is progressively farther from the local AS, heading toward the origin of the path. You cannot specify a regular expression for **as-path**. You must use a complete, valid AS path.

**atomic-aggregate**—(Optional) Attach the BGP **atomic-aggregate** path attribute to the aggregate route. This path attribute indicates that the local system selected a less specific route instead of a more specific route.

**origin egp**—(Optional) BGP origin attribute that indicates that the path information originated in another AS.

**origin igp**—(Optional) BGP origin attribute that indicates that the path information originated within the local AS.

**origin incomplete**—(Optional) BGP origin attribute that indicates that the path information was learned by some other means.

|                           |                                                             |
|---------------------------|-------------------------------------------------------------|
| <b>Required Privilege</b> | routing—To view this statement in the configuration.        |
| <b>Level</b>              | routing-control—To add this statement to the configuration. |

|                              |                                                                                                                                                                                                                                                                                                                                              |
|------------------------------|----------------------------------------------------------------------------------------------------------------------------------------------------------------------------------------------------------------------------------------------------------------------------------------------------------------------------------------------|
| <b>Related Documentation</b> | <ul style="list-style-type: none"> <li>• <i>Examples: Configuring Static Routes</i></li> <li>• <i>Example: Summarizing Static Routes Through Route Aggregation</i></li> <li>• <i>Example: Conditionally Generating Static Routes</i></li> <li>• <i>Using 4-Byte Autonomous System Numbers in BGP Networks Technology Overview</i></li> </ul> |
|------------------------------|----------------------------------------------------------------------------------------------------------------------------------------------------------------------------------------------------------------------------------------------------------------------------------------------------------------------------------------------|

## autonomous-system

|                            |                                                                                                                                                                                                                                                                                                                                                                                                                                                                                                                                                                                                                                                                                                                                                                                                                                                                                                                                                                                                                                                                                                                                                                                                                                                                                                                                                                                                                                                                                                                                                                                                                                                                                                                                                                                                                                                                                                                                                                                                                 |
|----------------------------|-----------------------------------------------------------------------------------------------------------------------------------------------------------------------------------------------------------------------------------------------------------------------------------------------------------------------------------------------------------------------------------------------------------------------------------------------------------------------------------------------------------------------------------------------------------------------------------------------------------------------------------------------------------------------------------------------------------------------------------------------------------------------------------------------------------------------------------------------------------------------------------------------------------------------------------------------------------------------------------------------------------------------------------------------------------------------------------------------------------------------------------------------------------------------------------------------------------------------------------------------------------------------------------------------------------------------------------------------------------------------------------------------------------------------------------------------------------------------------------------------------------------------------------------------------------------------------------------------------------------------------------------------------------------------------------------------------------------------------------------------------------------------------------------------------------------------------------------------------------------------------------------------------------------------------------------------------------------------------------------------------------------|
| <b>Syntax</b>              | <pre>autonomous-system <i>autonomous-system</i> &lt;asdot-notation&gt; &lt;loops <i>number</i>&gt; {     independent-domain &lt;no-attrset&gt;; }</pre>                                                                                                                                                                                                                                                                                                                                                                                                                                                                                                                                                                                                                                                                                                                                                                                                                                                                                                                                                                                                                                                                                                                                                                                                                                                                                                                                                                                                                                                                                                                                                                                                                                                                                                                                                                                                                                                         |
| <b>Hierarchy Level</b>     | <p>[edit logical-systems <i>logical-system-name</i> routing-instances <i>routing-instance-name</i> routing-options],</p> <p>[edit logical-systems <i>logical-system-name</i> routing-options],</p> <p>[edit routing-instances <i>routing-instance-name</i> routing-options],</p> <p>[edit routing-options]</p>                                                                                                                                                                                                                                                                                                                                                                                                                                                                                                                                                                                                                                                                                                                                                                                                                                                                                                                                                                                                                                                                                                                                                                                                                                                                                                                                                                                                                                                                                                                                                                                                                                                                                                  |
| <b>Release Information</b> | <p>Statement introduced before Junos OS Release 7.4.</p> <p>Statement introduced in Junos OS Release 9.0 for EX Series switches.</p> <p><b>asdot-notation</b> option introduced in Junos OS Release 9.3.</p> <p><b>asdot-notation</b> option introduced in Junos OS Release 9.3 for EX Series switches.</p> <p><b>no-attrset</b> option introduced in Junos OS Release 10.4.</p> <p>Statement introduced in Junos OS Release 11.3 for the QFX Series.</p> <p>Statement introduced in Junos OS Release 12.3 for ACX Series routers.</p> <p>Statement introduced in Junos OS Release 14.1X53-D20 for the OCX Series.</p>                                                                                                                                                                                                                                                                                                                                                                                                                                                                                                                                                                                                                                                                                                                                                                                                                                                                                                                                                                                                                                                                                                                                                                                                                                                                                                                                                                                          |
| <b>Description</b>         | <p>Specify the routing device's AS number.</p> <p>An autonomous system (AS) is a set of routing devices that are under a single technical administration and that generally use a single interior gateway protocol (IGP) and metrics to propagate routing information within the set of routing devices. An AS appears to other ASs to have a single, coherent interior routing plan and presents a consistent picture of what destinations are reachable through it. ASs are identified by a number that is assigned by the Network Information Center (NIC) in the United States (<a href="http://www.isi.edu">http://www.isi.edu</a>).</p> <p>If you are using BGP on the routing device, you must configure an AS number.</p> <p>The AS path attribute is modified when a route is advertised to an EBGP peer. Each time a route is advertised to an EBGP peer, the local routing device prepends its AS number to the existing path attribute, and a value of 1 is added to the AS number.</p> <p>In Junos OS Release 9.1 and later, the numeric range is extended to provide BGP support for 4-byte AS numbers as defined in RFC 4893, <i>BGP Support for Four-octet AS Number Space</i>. RFC 4893 introduces two new optional transitive BGP attributes, AS4_PATH and AS4_AGGREGATOR. These new attributes are used to propagate 4-byte AS path information across BGP speakers that do not support 4-byte AS numbers. RFC 4893 also introduces a reserved, well-known, 2-byte AS number, AS 23456. This reserved AS number is called AS_TRANS in RFC 4893. All releases of Junos OS support 2-byte AS numbers.</p> <p>In Junos OS Release 9.3 and later, you can also configure a 4-byte AS number using the AS-dot notation format of two integer values joined by a period: <i>&lt;16-bit high-order value in decimal&gt;.&lt;16-bit low-order value in decimal&gt;</i>. For example, the 4-byte AS number of 65,546 in plain-number format is represented as 1.10 in the AS-dot notation format.</p> |
| <b>Options</b>             | <p><b><i>autonomous-system</i></b>—AS number. Use a number assigned to you by the NIC.</p>                                                                                                                                                                                                                                                                                                                                                                                                                                                                                                                                                                                                                                                                                                                                                                                                                                                                                                                                                                                                                                                                                                                                                                                                                                                                                                                                                                                                                                                                                                                                                                                                                                                                                                                                                                                                                                                                                                                      |



**Range:** 1 through 4,294,967,295 ( $2^{32} - 1$ ) in plain-number format for 4-byte AS numbers

In this example, the 4-byte AS number 65,546 is represented in plain-number format:

```
[edit]
routing-options {
 autonomous-system 65546;
}
```

**Range:** 0.0 through 65535.65535 in AS-dot notation format for 4-byte numbers

In this example, 1.10 is the AS-dot notation format for 65,546:

```
[edit]
routing-options {
 autonomous-system 1.10;
}
```

**Range:** 1 through 65,535 in plain-number format for 2-byte AS numbers (this is a subset of the 4-byte range)

In this example, the 2-byte AS number 60,000 is represented in plain-number format:

```
[edit]
routing-options {
 autonomous-system 60000;
}
```

**asdot-notation**—(Optional) Display the configured 4-byte autonomous system number in the AS-dot notation format.

**Default:** Even if a 4-byte AS number is configured in the AS-dot notation format, the default is to display the AS number in the plain-number format.

**loops number**—(Optional) Specify the number of times detection of the AS number in the AS\_PATH attribute causes the route to be discarded or hidden. For example, if you configure **loops 1**, the route is hidden if the AS number is detected in the path one or more times. This is the default behavior. If you configure **loops 2**, the route is hidden if the AS number is detected in the path two or more times.

**Range:** 1 through 10

**Default:** 1



**NOTE:** When you specify the same AS number in more than one routing instance on the local routing device, you must configure the same number of loops for the AS number in each instance. For example, if you configure a value of 3 for the loops statement in a VRF routing instance that uses the same AS number as that of the master instance, you must also configure a value of 3 loops for the AS number in the master instance.

Use the **independent-domain** option if the loops statement must be enabled only on a subset of routing instances.

The remaining statement is explained separately.

**Required Privilege Level** routing—To view this statement in the configuration.  
routing-control—To add this statement to the configuration.

**Related Documentation**

- *Examples: Configuring External BGP Peering*
- *Examples: Configuring Internal BGP Peering*

---

## backup-pe-group

---

**Syntax** `backup-pe-group group-name {  
    backups [ addresses ];  
    local-address address;  
}`

**Hierarchy Level** [edit logical-systems *logical-system-name* routing-instances *routing-instance-name* routing-options multicast],  
[edit logical-systems *logical-system-name* routing-options multicast],  
[edit routing-instances *routing-instance-name* routing-options multicast],  
[edit routing-options multicast]

**Release Information** Statement introduced in Junos OS Release 9.0.  
Statement introduced in Junos OS Release 9.5 for EX Series switches.  
Statement introduced in Junos OS Release 11.3 for the QFX Series.  
Statement introduced in Junos OS Release 12.3 for ACX Series routers.  
Statement introduced in Junos OS Release 14.1X53-D20 for the OCX Series.

**Description** Configure a backup provider edge (PE) group for ingress PE redundancy when point-to-multipoint label-switched paths (LSPs) are used for multicast distribution.

**Options** **backups *addresses***—Specify the address of backup PE routers for ingress PE redundancy when point-to-multipoint LSPs are used for multicast distribution.

**local-address *address***—Specify the address of the local PE router for ingress PE redundancy when point-to-multipoint LSPs are used for multicast distribution.

**pe-group-name**—Specify the name for the group of PE routers that provide ingress PE router redundancy for point-to-multipoint LSPs.

**Required Privilege Level** routing—To view this statement in the configuration.  
routing-control—To add this statement to the configuration.

**Related Documentation**

- *Example: Configuring Ingress PE Redundancy*
- *Configuring Ingress PE Router Redundancy for Point-to-Multipoint LSPs*

## backups

---

|                                 |                                                                                                                                                                                                                                                                                                                                                                                                                                                                                                                            |
|---------------------------------|----------------------------------------------------------------------------------------------------------------------------------------------------------------------------------------------------------------------------------------------------------------------------------------------------------------------------------------------------------------------------------------------------------------------------------------------------------------------------------------------------------------------------|
| <b>Syntax</b>                   | <code>backups [ <i>addresses</i> ];</code>                                                                                                                                                                                                                                                                                                                                                                                                                                                                                 |
| <b>Hierarchy Level</b>          | <p>[edit logical-systems <i>logical-system-name</i> routing-instances <i>routing-instance-name</i> routing-options multicast <b>backup-pe-group</b> <i>group-name</i>],</p> <p>[edit logical-systems <i>logical-system-name</i> routing-options multicast <b>backup-pe-group</b> <i>group-name</i>],</p> <p>[edit routing-instances <i>routing-instance-name</i> routing-options multicast <b>backup-pe-group</b> <i>group-name</i>],</p> <p>[edit routing-options multicast <b>backup-pe-group</b> <i>group-name</i>]</p> |
| <b>Release Information</b>      | <p>Statement introduced in Junos OS Release 9.0.</p> <p>Statement introduced in Junos OS Release 9.0 for EX Series switches.</p> <p>Statement introduced in Junos OS Release 11.3 for the QFX Series.</p> <p>Statement introduced in Junos OS Release 14.1X53-D20 for the OCX Series.</p>                                                                                                                                                                                                                                  |
| <b>Description</b>              | Configure the address of backup PEs for ingress PE redundancy when point-to-multipoint label-switched paths (LSPs) are used for multicast distribution.                                                                                                                                                                                                                                                                                                                                                                    |
| <b>Options</b>                  | <b><i>addresses</i></b> —Addresses of other PEs in the backup group.                                                                                                                                                                                                                                                                                                                                                                                                                                                       |
| <b>Required Privilege Level</b> | <p>routing—To view this statement in the configuration.</p> <p>routing-control—To add this statement to the configuration.</p>                                                                                                                                                                                                                                                                                                                                                                                             |
| <b>Related Documentation</b>    | <ul style="list-style-type: none"> <li>• <i>Example: Configuring Ingress PE Redundancy</i></li> </ul>                                                                                                                                                                                                                                                                                                                                                                                                                      |

## bandwidth (Multicast Flow Map)

---

|                                 |                                                                                                                                                                                                                                                                                                                                                                                                                                                                                             |
|---------------------------------|---------------------------------------------------------------------------------------------------------------------------------------------------------------------------------------------------------------------------------------------------------------------------------------------------------------------------------------------------------------------------------------------------------------------------------------------------------------------------------------------|
| <b>Syntax</b>                   | <code>bandwidth ( <i>bps</i>   <i>adaptive</i> );</code>                                                                                                                                                                                                                                                                                                                                                                                                                                    |
| <b>Hierarchy Level</b>          | <code>[edit logical-systems <i>logical-system-name</i> routing-instances <i>routing-instance-name</i> routing-options multicast <a href="#">flow-map</a>],</code><br><code>[edit logical-systems <i>logical-system-name</i> routing-options multicast <a href="#">flow-map</a>],</code><br><code>[edit routing-instances <i>routing-instance-name</i> routing-options multicast <a href="#">flow-map</a>],</code><br><code>[edit routing-options multicast <a href="#">flow-map</a>]</code> |
| <b>Release Information</b>      | Statement introduced in Junos OS Release 8.3.<br>Statement introduced in Junos OS Release 9.0 for EX Series switches.<br>Statement introduced in Junos OS Release 11.3 for the QFX Series.<br>Statement introduced in Junos OS Release 12.3 for ACX Series routers.<br>Statement introduced in Junos OS Release 14.1X53-D20 for the OCX Series.                                                                                                                                             |
| <b>Description</b>              | Configure the bandwidth property for multicast flow maps.                                                                                                                                                                                                                                                                                                                                                                                                                                   |
| <b>Options</b>                  | <b><i>adaptive</i></b> —Specify that the bandwidth is measured for the flows that are matched by the flow map.<br><br><b><i>bps</i></b> —Bandwidth, in bits per second, for the flow map.<br><b>Range:</b> 0 through any amount of bandwidth<br><b>Default:</b> 2 Mbps                                                                                                                                                                                                                      |
| <b>Required Privilege Level</b> | <code>routing</code> —To view this statement in the configuration.<br><code>routing-control</code> —To add this statement to the configuration.                                                                                                                                                                                                                                                                                                                                             |
| <b>Related Documentation</b>    | <ul style="list-style-type: none"><li>• <i>Example: Configuring a Multicast Flow Map</i></li></ul>                                                                                                                                                                                                                                                                                                                                                                                          |

## bfd-liveness-detection (Routing Options Static Route)

**Syntax** `bfd-liveness-detection {`  
     `authentication {`  
         `algorithm` *algorithm-name*;  
         `key-chain` *key-chain-name*;  
         `loose-check`;  
     `}`  
     `detection-time {`  
         `threshold` *milliseconds*;  
     `}`  
     `holddown-interval` *milliseconds*;  
     `local-address` *ip-address*;  
     `minimum-interval` *milliseconds*;  
     `minimum-receive-interval` *milliseconds*;  
     `minimum-receive-ttl` *number*;  
     `multiplier` *number*;  
     `neighbor` *address*;  
     `no-adaptation`;  
     `transmit-interval {`  
         `minimum-interval` *milliseconds*;  
         `threshold` *milliseconds*;  
     `}`  
     `version` (1 | automatic);  
`}`

**Hierarchy Level** [edit logical-systems *logical-system-name* routing-instances *routing-instance-name* routing-options rib *routing-table-name* static route *destination-prefix*],  
 [edit logical-systems *logical-system-name* routing-instances *routing-instance-name* routing-options rib *routing-table-name* static route *destination-prefix* qualified-next-hop (*interface-name* | *address*)],  
 [edit logical-systems *logical-system-name* routing-instances *routing-instance-name* routing-options static route *destination-prefix*],  
 [edit logical-systems *logical-system-name* routing-instances *routing-instance-name* routing-options static route *destination-prefix* qualified-next-hop (*interface-name* | *address*)],  
 [edit logical-systems *logical-system-name* routing-options rib *routing-table-name* static route *destination-prefix*],  
 [edit logical-systems *logical-system-name* routing-options rib *routing-table-name* static route *destination-prefix* qualified-next-hop (*interface-name* | *address*)],  
 [edit logical-systems *logical-system-name* routing-options static route *destination-prefix*],  
 [edit logical-systems *logical-system-name* routing-options static route *destination-prefix* qualified-next-hop (*interface-name* | *address*)],  
 [edit routing-instances *routing-instance-name* routing-options rib *routing-table-name* static route *destination-prefix*],  
 [edit routing-instances *routing-instance-name* routing-options rib *routing-table-name* static route *destination-prefix* qualified-next-hop (*interface-name* | *address*)],  
 [edit routing-instances *routing-instance-name* routing-options static route *destination-prefix*],  
 [edit routing-instances *routing-instance-name* routing-options static route *destination-prefix* qualified-next-hop (*interface-name* | *address*)],  
 [edit routing-options rib *routing-table-name* static route *destination-prefix*],  
 [edit routing-options rib *routing-table-name* static route *destination-prefix* qualified-next-hop (*interface-name* | *address*)],  
 [edit routing-options static route *destination-prefix*],

[edit routing-options static route *destination-prefix* qualified-next-hop (*interface-name* | *address*)]

|                            |                                                                                                                                                                                                                                                                                                                                                                                                                                                                                                                                                                                                                                                                                                                                                                                                                                                                                                                                                                                                                                                           |
|----------------------------|-----------------------------------------------------------------------------------------------------------------------------------------------------------------------------------------------------------------------------------------------------------------------------------------------------------------------------------------------------------------------------------------------------------------------------------------------------------------------------------------------------------------------------------------------------------------------------------------------------------------------------------------------------------------------------------------------------------------------------------------------------------------------------------------------------------------------------------------------------------------------------------------------------------------------------------------------------------------------------------------------------------------------------------------------------------|
| <b>Release Information</b> | <p>Statement introduced before Junos OS Release 7.4.</p> <p><b>detection-time threshold</b> and <b>transmit-interval threshold</b> options introduced in Junos OS Release 8.2.</p> <p><b>local-address</b> statement introduced in Junos OS Release 8.2.</p> <p><b>minimum-receive-ttl</b> statement introduced in Junos OS Release 8.2.</p> <p>Support for logical routers introduced in Junos OS Release 8.3.</p> <p><b>holddown-interval</b> statement introduced in Junos OS Release 8.5.</p> <p><b>no-adaptation</b> statement introduced in Junos OS Release 9.0.</p> <p>Support for IPv6 static routes introduced in Junos OS Release 9.1.</p> <p><b>authentication algorithm</b>, <b>authentication key-chain</b>, and <b>authentication loose-check</b> statements introduced in Junos OS Release 9.6.</p> <p>Statement introduced in Junos OS Release 12.1 for the QFX Series.</p> <p>Statement introduced in Junos OS Release 12.3 for ACX Series routers.</p> <p>Statement introduced in Junos OS Release 14.1X53-D20 for the OCX Series.</p> |
| <b>Description</b>         | <p>Configure bidirectional failure detection timers and authentication criteria for static routes.</p>                                                                                                                                                                                                                                                                                                                                                                                                                                                                                                                                                                                                                                                                                                                                                                                                                                                                                                                                                    |

- Options**    **authentication algorithm *algorithm-name***—Configure the algorithm used to authenticate the specified BFD session: **simple-password**, **keyed-md5**, **keyed-sha-1**, **meticulous-keyed-md5**, or **meticulous-keyed-sha-1**.
- authentication key-chain *key-chain-name***—Associate a security key with the specified BFD session using the name of the security keychain. The name you specify must match one of the keychains configured in the **authentication-key-chains key-chain** statement at the **[edit security]** hierarchy level.
- authentication loose-check**—(Optional) Configure loose authentication checking on the BFD session. Use only for transitional periods when authentication may not be configured at both ends of the BFD session.
- detection-time threshold *milliseconds***—Configure a threshold for the adaptation of the BFD session detection time. When the detection time adapts to a value equal to or greater than the threshold, a single trap and a single system log message are sent.
- holddown-interval *milliseconds***—Configure an interval specifying how long a BFD session must remain up before a state change notification is sent. If the BFD session goes down and then comes back up during the hold-down interval, the timer is restarted.  
**Range:** 0 through 255,000  
**Default:** 0
- local-address *ip-address***—Enable a multihop BFD session and configure the source address for the BFD session.
- minimum-interval *milliseconds***—Configure the minimum interval after which the local routing device transmits a hello packet and then expects to receive a reply from the neighbor with which it has established a BFD session. Optionally, instead of using this statement, you can configure the minimum transmit and receive intervals separately using the **transmit-interval**, **minimum-interval** and **minimum-receive-interval** statements.  
**Range:** 1 through 255,000
- minimum-receive-interval *milliseconds***—Configure the minimum interval after which the routing device expects to receive a reply from a neighbor with which it has established a BFD session. Optionally, instead of using this statement, you can configure the minimum receive interval using the **minimum-interval** statement at the **[edit routing-options static route *destination-prefix* bfd-liveness-detection]** hierarchy level.  
**Range:** 1 through 255,000
- minimum-receive-ttl *number***—Configure the time to live (TTL) for the multihop BFD session.  
**Range:** 1 through 255  
**Default:** 255
- multiplier *number***—Configure number of hello packets not received by the neighbor that causes the originating interface to be declared down.  
**Range:** 1 through 255  
**Default:** 3

**neighbor *address***—Configure a next-hop address for the BFD session for a next hop specified as an interface name.

**no-adaptation**—Specify for BFD sessions not to adapt to changing network conditions. We recommend that you not disable BFD adaptation unless it is preferable not to have BFD adaptation enabled in your network.

**transmit-interval threshold *milliseconds***—Configure the threshold for the adaptation of the BFD session transmit interval. When the transmit interval adapts to a value greater than the threshold, a single trap and a single system message are sent. The interval threshold must be greater than the minimum transmit interval.

**Range:** 0 through 4,294,967,295

**transmit-interval minimum-interval *milliseconds***—Configure the minimum interval at which the routing device transmits hello packets to a neighbor with which it has established a BFD session. Optionally, instead of using this statement, you can configure the minimum transmit interval using the **minimum-interval** statement at the **[edit routing-options static route *destination-prefix* bfd-liveness-detection]** hierarchy level.

**Range:** 1 through 255,000

**version**—Configure the BFD version to detect: **1** (BFD version 1) or **automatic** (autodetect the BFD version).

**Default:** automatic

|                                 |                                                                                                                     |
|---------------------------------|---------------------------------------------------------------------------------------------------------------------|
| <b>Required Privilege Level</b> | routing—To view this statement in the configuration.<br>routing-control—To add this statement to the configuration. |
|---------------------------------|---------------------------------------------------------------------------------------------------------------------|

|                              |                                                                                                                                                                                                                                 |
|------------------------------|---------------------------------------------------------------------------------------------------------------------------------------------------------------------------------------------------------------------------------|
| <b>Related Documentation</b> | <ul style="list-style-type: none"><li>• <a href="#">Example: Configuring BFD for Static Routes on page 15</a></li><li>• <a href="#">Example: Configuring BFD Authentication for Securing Static Routes on page 29</a></li></ul> |
|------------------------------|---------------------------------------------------------------------------------------------------------------------------------------------------------------------------------------------------------------------------------|



## bgp-orf-cisco-mode

|                            |                                                                                                                                                                                                                                                                                                                                                                                                                                                                                                                                                                                                                                                                                                                                                                                                                                                                                                                                                                                                                                                                                                                                                                                                                                                                                                                                                                                                                                                                                                                                                                                                                                                                                                                                                                                                                                                                                                        |
|----------------------------|--------------------------------------------------------------------------------------------------------------------------------------------------------------------------------------------------------------------------------------------------------------------------------------------------------------------------------------------------------------------------------------------------------------------------------------------------------------------------------------------------------------------------------------------------------------------------------------------------------------------------------------------------------------------------------------------------------------------------------------------------------------------------------------------------------------------------------------------------------------------------------------------------------------------------------------------------------------------------------------------------------------------------------------------------------------------------------------------------------------------------------------------------------------------------------------------------------------------------------------------------------------------------------------------------------------------------------------------------------------------------------------------------------------------------------------------------------------------------------------------------------------------------------------------------------------------------------------------------------------------------------------------------------------------------------------------------------------------------------------------------------------------------------------------------------------------------------------------------------------------------------------------------------|
| <b>Syntax</b>              | <code>bgp-orf-cisco-mode;</code>                                                                                                                                                                                                                                                                                                                                                                                                                                                                                                                                                                                                                                                                                                                                                                                                                                                                                                                                                                                                                                                                                                                                                                                                                                                                                                                                                                                                                                                                                                                                                                                                                                                                                                                                                                                                                                                                       |
| <b>Hierarchy Level</b>     | <p>[edit logical-systems <i>logical-system-name</i> protocols bgp outbound-route-filter],</p> <p>[edit logical-systems <i>logical-system-name</i> protocols bgp group <i>group-name</i> outbound-route-filter],</p> <p>[edit logical-systems <i>logical-system-name</i> protocols bgp group <i>group-name</i> neighbor <i>address</i> outbound-route-filter],</p> <p>[edit logical-systems <i>logical-system-name</i> routing-instances <i>routing-instance-name</i> protocols bgp outbound-route-filter],</p> <p>[edit logical-systems <i>logical-system-name</i> routing-instances <i>routing-instance-name</i> protocols bgp group <i>group-name</i> outbound-route-filter],</p> <p>[edit logical-systems <i>logical-system-name</i> routing-instances <i>routing-instance-name</i> protocols bgp group <i>group-name</i> neighbor <i>address</i> outbound-route-filter],</p> <p>[edit logical-systems <i>logical-system-name</i> routing-instances <i>routing-instance-name</i> routing-options outbound-route-filter],</p> <p>[edit logical-systems <i>logical-system-name</i> routing-options outbound-route-filter],</p> <p>[edit protocols bgp outbound-route-filter],</p> <p>[edit protocols bgp group <i>group-name</i> outbound-route-filter],</p> <p>[edit protocols bgp group <i>group-name</i> neighbor <i>address</i> outbound-route-filter],</p> <p>[edit routing-instances <i>routing-instance-name</i> protocols bgp outbound-route-filter],</p> <p>[edit routing-instances <i>routing-instance-name</i> protocols bgp group <i>group-name</i> outbound-route-filter],</p> <p>[edit routing-instances <i>routing-instance-name</i> protocols bgp group <i>group-name</i> neighbor <i>address</i> outbound-route-filter],</p> <p>[edit routing-instances <i>routing-instance-name</i> routing-options outbound-route-filter],</p> <p>[edit routing-options outbound-route-filter]</p> |
| <b>Release Information</b> | <p>Statement introduced in Junos OS Release 9.2.</p> <p>Statement introduced in Junos OS Release 9.2 for EX Series switches.</p> <p>Support for the BGP group and neighbor hierarchy levels introduced in Junos OS Release 9.2.</p> <p>Support for the BGP group and neighbor hierarchy levels introduced in Junos OS Release 9.3 for EX Series switches.</p> <p>Statement introduced in Junos OS Release 11.3 for the QFX Series.</p> <p>Statement introduced in Junos OS Release 12.3 for ACX Series routers.</p> <p>Statement introduced in Junos OS Release 14.1X53-D20 for the OCX Series.</p>                                                                                                                                                                                                                                                                                                                                                                                                                                                                                                                                                                                                                                                                                                                                                                                                                                                                                                                                                                                                                                                                                                                                                                                                                                                                                                    |
| <b>Description</b>         | Enable interoperability with routing devices that use the vendor-specific outbound route filter compatibility code of 130 and code type of 128.                                                                                                                                                                                                                                                                                                                                                                                                                                                                                                                                                                                                                                                                                                                                                                                                                                                                                                                                                                                                                                                                                                                                                                                                                                                                                                                                                                                                                                                                                                                                                                                                                                                                                                                                                        |



**NOTE:** To enable interoperability for all BGP peers configured on the routing device, include the statement at the [edit routing-options outbound-route-filter] hierarchy level.

**Default** Disabled

|                              |                                                                                                                         |
|------------------------------|-------------------------------------------------------------------------------------------------------------------------|
| <b>Required Privilege</b>    | routing—To view this statement in the configuration.                                                                    |
| <b>Level</b>                 | routing-control—To add this statement to the configuration.                                                             |
| <b>Related Documentation</b> | <ul style="list-style-type: none"><li>• <i>Example: Configuring BGP Prefix-Based Outbound Route Filtering</i></li></ul> |

## bmp

```
Syntax bmp {
 authentication-algorithm (aes-128-cmac-96 | hmac-sha-1-96 | md5);
 authentication-key key;
 authentication-key-chain authentication-key-chain;
 connection-mode (active | passive);
 hold-down {
 seconds;
 flaps flaps;
 period seconds;
 }
 initiation-message text;
 local-address address;
 local-port port;
 monitor (disable | enable);
 priority (high | low | medium);
 route-monitoring {
 none;
 post-policy {
 exclude-non-eligible;
 }
 pre-policy {
 exclude-non-feasible;
 }
 }
}
station station-name {
 authentication-algorithm (aes-128-cmac-96 | hmac-sha-1-96 | md5);
 authentication-key key;
 authentication-key-chain authentication-key-chain;
 connection-mode (active | passive);
 hold-down {
 seconds;
 flaps flaps;
 period seconds;
 }
 initiation-message text;
 local-address address;
 local-port port;
 monitor (disable | enable);
 priority (high | low | medium);
 route-monitoring {
 none;
 post-policy {
 exclude-non-eligible;
 }
 pre-policy {
 exclude-non-feasible;
 }
 }
}
station-address (ip-address | name);
station-port port-number;
statistics-timeout seconds;
traceoptions {
```

```

 file filename <files number> <size size> <world-readable | no-world-readable>;
 flag flag <flag-modifier>;
 }
}
station-address (ip-address | name);
station-port port-number;
statistics-timeout seconds;
traceoptions {
 file filename <files number> <size size> <world-readable | no-world-readable>;
 flag flag <flag-modifier>;
}
}

```

**Hierarchy Level** [edit routing-options]  
 [edit logical-systems *logical-system-name* routing-options],  
 [edit logical-systems *logical-system-name* protocols bgp],  
 [edit logical-systems *logical-system-name* protocols bgp group *group-name*],  
 [edit logical-systems *logical-system-name* protocols bgp group *group-name* neighbor *address*],  
 [edit protocols bgp],  
 [edit protocols bgp group *group-name*],  
 [edit protocols bgp group *group-name* neighbor *address*],



**NOTE:** 1. Complete BMP configuration, as mentioned in the syntax, can be done under the first two hierarchy levels only

2. Under other hierarchy levels, only the following configurations are supported:


- Either we can inherit or not inherit the configuration data
- Enable/disable monitoring
- Control route monitoring settings

|                                 |                                                                                                                                                                                                                                                                  |
|---------------------------------|------------------------------------------------------------------------------------------------------------------------------------------------------------------------------------------------------------------------------------------------------------------|
| <b>Release Information</b>      | Statement introduced in Junos OS Release 9.5.<br>Statement introduced in Junos OS Release 9.5 for EX Series switches.<br>Statement introduced in Junos OS Release 12.3 for ACX Series routers.<br>Support for BMP version 3 introduced in Junos OS Release 13.3. |
| <b>Description</b>              | Configure the BGP Monitoring Protocol (BMP), which enables the routing device to collect data from the BGP Adjacency-RIB-In routing tables and periodically send that data to a monitoring station.                                                              |
| <b>Options</b>                  | The remaining statements are explained separately.                                                                                                                                                                                                               |
| <b>Required Privilege Level</b> | routing—To view this statement in the configuration.<br>routing-control—To add this statement to the configuration.                                                                                                                                              |
| <b>Related Documentation</b>    | <ul style="list-style-type: none"> <li>• <i>Example: Configuring the BGP Monitoring Protocol</i></li> </ul>                                                                                                                                                      |

## brief

|                                 |                                                                                                                                                                                                                                                                                                                                                                                                                                                                                                                                                                                                                                                                                                                                                                                                                                                                                                                                                                                                                                                                                                                                                                                                                                                                                                                                                                        |
|---------------------------------|------------------------------------------------------------------------------------------------------------------------------------------------------------------------------------------------------------------------------------------------------------------------------------------------------------------------------------------------------------------------------------------------------------------------------------------------------------------------------------------------------------------------------------------------------------------------------------------------------------------------------------------------------------------------------------------------------------------------------------------------------------------------------------------------------------------------------------------------------------------------------------------------------------------------------------------------------------------------------------------------------------------------------------------------------------------------------------------------------------------------------------------------------------------------------------------------------------------------------------------------------------------------------------------------------------------------------------------------------------------------|
| <b>Syntax</b>                   | (brief   full);                                                                                                                                                                                                                                                                                                                                                                                                                                                                                                                                                                                                                                                                                                                                                                                                                                                                                                                                                                                                                                                                                                                                                                                                                                                                                                                                                        |
| <b>Hierarchy Level</b>          | <p>[edit logical-systems <i>logical-system-name</i> routing-instances <i>routing-instance-name</i> routing-options (<a href="#">aggregate</a>   <a href="#">generate</a>) (defaults   route)],</p> <p>[edit logical-systems <i>logical-system-name</i> routing-instances <i>routing-instance-name</i> routing-options rib <i>routing-table-name</i> (<a href="#">aggregate</a>   <a href="#">generate</a>) (defaults   route)],</p> <p>[edit logical-systems <i>logical-system-name</i> routing-options (<a href="#">aggregate</a>   <a href="#">generate</a>) (defaults   route)],</p> <p>[edit logical-systems <i>logical-system-name</i> routing-options rib <i>routing-table-name</i> (<a href="#">aggregate</a>   <a href="#">generate</a>) (defaults   route)],</p> <p>[edit routing-instances <i>routing-instance-name</i> routing-options (<a href="#">aggregate</a>   <a href="#">generate</a>) (defaults   route)],</p> <p>[edit routing-instances <i>routing-instance-name</i> routing-options rib <i>routing-table-name</i> (<a href="#">aggregate</a>   <a href="#">generate</a>) (defaults   route)],</p> <p>[edit routing-options (<a href="#">aggregate</a>   <a href="#">generate</a>) (defaults   route)],</p> <p>[edit routing-options rib <i>routing-table-name</i> (<a href="#">aggregate</a>   <a href="#">generate</a>) (defaults   route)]</p> |
| <b>Release Information</b>      | <p>Statement introduced before Junos OS Release 7.4.</p> <p>Statement introduced in Junos OS Release 9.0 for EX Series switches.</p> <p>Statement introduced in Junos OS Release 11.3 for the QFX Series.</p> <p>Statement introduced in Junos OS Release 12.3 for ACX Series routers.</p> <p>Statement introduced in Junos OS Release 14.1X53-D20 for the OCX Series.</p>                                                                                                                                                                                                                                                                                                                                                                                                                                                                                                                                                                                                                                                                                                                                                                                                                                                                                                                                                                                             |
| <b>Description</b>              | <p>Configure all AS numbers from all contributing paths to be included in the aggregate or generated route's path.</p> <ul style="list-style-type: none"> <li>• <b>brief</b>—Include only the longest common leading sequences from the contributing AS paths. If this results in AS numbers being omitted from the aggregate route, the BGP <b>ATOMIC_ATTRIBUTE</b> path attribute is included with the aggregate route.</li> <li>• <b>full</b>—Include all AS numbers from all contributing paths in the aggregate or generated route's path. Include this option when configuring an individual route in the <b>route</b> portion of the <b>generate</b> statement to override a <b>retain</b> option specified in the <b>defaults</b> portion of the statement.</li> </ul>                                                                                                                                                                                                                                                                                                                                                                                                                                                                                                                                                                                         |
| <b>Default</b>                  | full                                                                                                                                                                                                                                                                                                                                                                                                                                                                                                                                                                                                                                                                                                                                                                                                                                                                                                                                                                                                                                                                                                                                                                                                                                                                                                                                                                   |
| <b>Required Privilege Level</b> | <p>routing—To view this statement in the configuration.</p> <p>routing-control—To add this statement to the configuration.</p>                                                                                                                                                                                                                                                                                                                                                                                                                                                                                                                                                                                                                                                                                                                                                                                                                                                                                                                                                                                                                                                                                                                                                                                                                                         |
| <b>Related Documentation</b>    | <ul style="list-style-type: none"> <li>• <i>Example: Summarizing Static Routes Through Route Aggregation</i></li> <li>• <i>Example: Configuring a Conditional Default Route Policy</i></li> <li>• <i>Understanding Conditionally Generated Routes</i></li> <li>• <a href="#">aggregate on page 44</a></li> <li>• <a href="#">generate on page 81</a></li> </ul>                                                                                                                                                                                                                                                                                                                                                                                                                                                                                                                                                                                                                                                                                                                                                                                                                                                                                                                                                                                                        |

## centralized

|                                                                                                                                                                                                                                                                                                                                             |                                                                                                                                                                                                                                                                                                                                                                                                                                                                                                                                  |
|---------------------------------------------------------------------------------------------------------------------------------------------------------------------------------------------------------------------------------------------------------------------------------------------------------------------------------------------|----------------------------------------------------------------------------------------------------------------------------------------------------------------------------------------------------------------------------------------------------------------------------------------------------------------------------------------------------------------------------------------------------------------------------------------------------------------------------------------------------------------------------------|
| <b>Syntax</b>                                                                                                                                                                                                                                                                                                                               | centralized;                                                                                                                                                                                                                                                                                                                                                                                                                                                                                                                     |
| <b>Hierarchy Level</b>                                                                                                                                                                                                                                                                                                                      | [edit protocols lacp <a href="#">ppm</a> ]                                                                                                                                                                                                                                                                                                                                                                                                                                                                                       |
| <b>Release Information</b>                                                                                                                                                                                                                                                                                                                  | Statement introduced in Junos OS Release 9.4 for MX Series routers.<br>Statement introduced in Junos OS Release 10.2 for EX Series switches.<br>Statement introduced in Junos OS Release 11.3 for the QFX Series.<br>Statement introduced in Junos OS Release 14.1X53-D20 for the OCX Series.                                                                                                                                                                                                                                    |
| <b>Description</b>                                                                                                                                                                                                                                                                                                                          | <p>Disable distributed periodic packet management (PPM) processing for Link Aggregation Control Protocol (LACP) packets and run all PPM processing for LACP packets on the Routing Engine.</p> <p>This statement disables distributed PPM processing for only LACP packets. You can disable distributed PPM processing for all packets that use PPM and run all PPM processing on the Routing Engine by configuring the <b>no-delegate-processing</b> statement in the <a href="#">[edit routing-options ppm]</a> hierarchy.</p> |
| <div>  <p><b>BEST PRACTICE:</b> We generally recommend that you disable distributed PPM only if Juniper Networks Customer Service advises you to do so. You should disable distributed PPM only if you have a compelling reason to disable it.</p> </div> |                                                                                                                                                                                                                                                                                                                                                                                                                                                                                                                                  |
| <b>Default</b>                                                                                                                                                                                                                                                                                                                              | Distributed PPM processing is enabled for all packets that use PPM.                                                                                                                                                                                                                                                                                                                                                                                                                                                              |
| <b>Required Privilege Level</b>                                                                                                                                                                                                                                                                                                             | routing—To view this statement in the configuration.<br>routing-control—To add this statement to the configuration.                                                                                                                                                                                                                                                                                                                                                                                                              |
| <b>Related Documentation</b>                                                                                                                                                                                                                                                                                                                | <ul style="list-style-type: none"> <li><i>Configuring Distributed Periodic Packet Management on an EX Series Switch (CLI Procedure)</i></li> <li><i>Configuring Aggregated Ethernet LACP (CLI Procedure)</i></li> <li><a href="#">Configuring Distributed Periodic Packet Management on page 8</a></li> <li><i>Configuring Link Aggregation</i></li> </ul>                                                                                                                                                                       |

## community (Routing Options)

|                            |                                                                                                                                                                                                                                                                                                                                                                                                                                                                                                                                                                                                                                                                                                                                                                                                                                                                                                                                                                                                                                                                                                                                                                                                                                                                                                |
|----------------------------|------------------------------------------------------------------------------------------------------------------------------------------------------------------------------------------------------------------------------------------------------------------------------------------------------------------------------------------------------------------------------------------------------------------------------------------------------------------------------------------------------------------------------------------------------------------------------------------------------------------------------------------------------------------------------------------------------------------------------------------------------------------------------------------------------------------------------------------------------------------------------------------------------------------------------------------------------------------------------------------------------------------------------------------------------------------------------------------------------------------------------------------------------------------------------------------------------------------------------------------------------------------------------------------------|
| <b>Syntax</b>              | <code>community ([ <i>community-ids</i> ]   no-advertise   no-export   no-export-subconfed   none   llgr-stale   no-llgr);</code>                                                                                                                                                                                                                                                                                                                                                                                                                                                                                                                                                                                                                                                                                                                                                                                                                                                                                                                                                                                                                                                                                                                                                              |
| <b>Hierarchy Level</b>     | <p>[edit logical-systems <i>logical-system-name</i> routing-instances <i>routing-instance-name</i> routing-options (<b>aggregate</b>   <b>generate</b>   static) (defaults   route)],</p> <p>[edit logical-systems <i>logical-system-name</i> routing-instances <i>routing-instance-name</i> routing-options rib <i>routing-table-name</i> (<b>aggregate</b>   <b>generate</b>   static) (defaults   route)],</p> <p>[edit logical-systems <i>logical-system-name</i> routing-options (<b>aggregate</b>   <b>generate</b>   static) (defaults   route)],</p> <p>[edit logical-systems <i>logical-system-name</i> routing-options rib <i>routing-table-name</i> (<b>aggregate</b>   <b>generate</b>   static) (defaults   route)],</p> <p>[edit routing-instances <i>routing-instance-name</i> routing-options (<b>aggregate</b>   <b>generate</b>   static) (defaults   route)],</p> <p>[edit routing-instances <i>routing-instance-name</i> routing-options rib <i>routing-table-name</i> (<b>aggregate</b>   <b>generate</b>   static) (defaults   route)],</p> <p>[edit routing-options (<b>aggregate</b>   <b>generate</b>   static) (defaults   route)],</p> <p>[edit routing-options rib <i>routing-table-name</i> (<b>aggregate</b>   <b>generate</b>   static) (defaults   route)]</p> |
| <b>Release Information</b> | <p>Statement introduced before Junos OS Release 7.4.</p> <p>Statement introduced in Junos OS Release 9.0 for EX Series switches.</p> <p>Statement introduced in Junos OS Release 11.3 for the QFX Series.</p> <p>Statement introduced in Junos OS Release 12.3 for ACX Series routers.</p> <p>Statement introduced in Junos OS Release 14.1X53-D20 for the OCX Series.</p> <p><b>llgr-stale</b> and <b>no-llgr</b> options added in Junos OS Release 15.1.</p>                                                                                                                                                                                                                                                                                                                                                                                                                                                                                                                                                                                                                                                                                                                                                                                                                                 |
| <b>Description</b>         | Associate BGP community information with a static, aggregate, or generated route.                                                                                                                                                                                                                                                                                                                                                                                                                                                                                                                                                                                                                                                                                                                                                                                                                                                                                                                                                                                                                                                                                                                                                                                                              |
| <b>Default</b>             | No BGP community information is associated with static routes.                                                                                                                                                                                                                                                                                                                                                                                                                                                                                                                                                                                                                                                                                                                                                                                                                                                                                                                                                                                                                                                                                                                                                                                                                                 |
| <b>Options</b>             | <p><b><i>community-ids</i></b>—One or more community identifiers. The <b><i>community-ids</i></b> format varies according to the type of attribute that you use.</p> <p>The BGP community attribute format is <b><i>as-number:community-value</i></b>:</p> <ul style="list-style-type: none"> <li>• <b><i>as-number</i></b>—AS number of the community member. It can be a value from 1 through 65,535. The AS number can be a decimal or hexadecimal value.</li> <li>• <b><i>community-value</i></b>—Identifier of the community member. It can be a number from 0 through 65,535.</li> </ul> <p>For more information about BGP community attributes, see the “Configuring the Extended Communities Attribute” section in the <i>Routing Policies, Firewall Filters, and Traffic Policers Feature Guide for Routing Devices</i>.</p> <p>For specifying the BGP community attribute only, you also can specify <b><i>community-ids</i></b> as one of the following well-known community names defined in RFC 1997:</p> <ul style="list-style-type: none"> <li>• <b>no-advertise</b>—Routes containing this community name are not advertised to other BGP peers.</li> </ul>                                                                                                                    |

- **no-export**—Routes containing this community name are not advertised outside a BGP confederation boundary.
- **no-export-subconfed**—Routes containing this community are advertised to IBGP peers with the same AS number, but not to members of other confederations.
- **llgr-stale**—Adds a community to a long-lived stale route when it is readvertised.
- **no-llgr**—Marks routes which a BGP speaker does not want to be retained by LLGR. The Notification message feature does not have any associated configuration parameters.



**NOTE:** Extended community attributes are not supported at the [edit routing-options] hierarchy level. You must configure extended communities at the [edit policy-options] hierarchy level. For information about configuring extended communities, see the *Routing Policies, Firewall Filters, and Traffic Policers Feature Guide for Routing Devices*.

**Required Privilege Level** routing—To view this statement in the configuration.  
routing-control—To add this statement to the configuration.

**Related Documentation**

- *Examples: Configuring Static Routes*
- *Example: Summarizing Static Routes Through Route Aggregation*
- *Example: Conditionally Generating Static Routes*
- [aggregate on page 44](#)
- [generate on page 81](#)
- *static*



## confederation

|                                 |                                                                                                                                                                                                                                                                                                                                                                                                                                                                                                                                                                                                                                                                                                                                                                                                                                                                                                                                                                                                                                                                                                                                                                                                                                                                                                                                                                                                                                           |
|---------------------------------|-------------------------------------------------------------------------------------------------------------------------------------------------------------------------------------------------------------------------------------------------------------------------------------------------------------------------------------------------------------------------------------------------------------------------------------------------------------------------------------------------------------------------------------------------------------------------------------------------------------------------------------------------------------------------------------------------------------------------------------------------------------------------------------------------------------------------------------------------------------------------------------------------------------------------------------------------------------------------------------------------------------------------------------------------------------------------------------------------------------------------------------------------------------------------------------------------------------------------------------------------------------------------------------------------------------------------------------------------------------------------------------------------------------------------------------------|
| <b>Syntax</b>                   | <code>confederation <i>confederation-autonomous-system</i> members [ <i>autonomous-systems</i> ];</code>                                                                                                                                                                                                                                                                                                                                                                                                                                                                                                                                                                                                                                                                                                                                                                                                                                                                                                                                                                                                                                                                                                                                                                                                                                                                                                                                  |
| <b>Hierarchy Level</b>          | [edit logical-systems <i>logical-system-name</i> routing-options],<br>[edit routing-options]                                                                                                                                                                                                                                                                                                                                                                                                                                                                                                                                                                                                                                                                                                                                                                                                                                                                                                                                                                                                                                                                                                                                                                                                                                                                                                                                              |
| <b>Release Information</b>      | Statement introduced before Junos OS Release 7.4.<br>Statement introduced in Junos OS Release 9.0 for EX Series switches.<br>Statement introduced in Junos OS Release 11.3 for the QFX Series.<br>Statement introduced in Junos OS Release 12.3 for ACX Series routers.<br>Statement introduced in Junos OS Release 14.1X53-D20 for the OCX Series.                                                                                                                                                                                                                                                                                                                                                                                                                                                                                                                                                                                                                                                                                                                                                                                                                                                                                                                                                                                                                                                                                       |
| <b>Description</b>              | <p>Specify the routing device's confederation AS number.</p> <p>If you administer multiple ASs that contain a very large number of BGP systems, you can group them into one or more <i>confederations</i>. Each confederation is identified by its own AS number, which is called a <i>confederation AS number</i>. To external ASs, a confederation appears to be a single AS. Thus, the internal topology of the ASs making up the confederation is hidden.</p> <p>The BGP path attributes <b>NEXT_HOP</b>, <b>LOCAL_PREF</b>, and <b>MULTI_EXIT_DISC</b>, which normally are restricted to a single AS, are allowed to be propagated throughout the ASs that are members of the same confederation.</p> <p>Because each confederation is treated as if it were a single AS, you can apply the same routing policy to all the ASs that make up the confederation.</p> <p>Grouping ASs into confederations reduces the number of BGP connections required to interconnect ASs.</p> <p>If you are using BGP, you can enable the local routing device to participate as a member of an AS confederation. To do this, include the <b>confederation</b> statement.</p> <p>Specify the AS confederation identifier, along with the peer AS numbers that are members of the confederation.</p> <p>Note that peer adjacencies do not form if two BGP neighbors disagree about whether an adjacency falls within a particular confederation.</p> |
| <b>Options</b>                  | <p><b><i>autonomous-systems</i></b>—AS numbers of the confederation members.<br/><b>Range:</b> 1 through 65,535</p> <p><b><i>confederation-autonomous-system</i></b>—Confederation AS number. Use one of the numbers assigned to you by the NIC.<br/><b>Range:</b> 1 through 65,535</p>                                                                                                                                                                                                                                                                                                                                                                                                                                                                                                                                                                                                                                                                                                                                                                                                                                                                                                                                                                                                                                                                                                                                                   |
| <b>Required Privilege Level</b> | <p>routing—To view this statement in the configuration.</p> <p>routing-control—To add this statement to the configuration.</p>                                                                                                                                                                                                                                                                                                                                                                                                                                                                                                                                                                                                                                                                                                                                                                                                                                                                                                                                                                                                                                                                                                                                                                                                                                                                                                            |

- Related Documentation**
- *Example: Configuring BGP Confederations*
  - *Understanding BGP Confederations*

---

## disable (Routing Options)


|                                 |                                                                                                                                                                                                                                                                                                                                                                 |
|---------------------------------|-----------------------------------------------------------------------------------------------------------------------------------------------------------------------------------------------------------------------------------------------------------------------------------------------------------------------------------------------------------------|
| <b>Syntax</b>                   | disable;                                                                                                                                                                                                                                                                                                                                                        |
| <b>Hierarchy Level</b>          | [edit logical-systems <i>logical-system-name</i> routing-instances <i>routing-instance-name</i> routing-options graceful-restart],<br>[edit logical-systems <i>logical-system-name</i> routing-options graceful-restart],<br>[edit routing-instances <i>routing-instance-name</i> routing-options graceful-restart],<br>[edit routing-options graceful-restart] |
| <b>Release Information</b>      | Statement introduced before Junos OS Release 7.4.<br>Statement introduced in Junos OS Release 9.0 for EX Series switches.<br>Statement introduced in Junos OS Release 12.3 for ACX Series routers.                                                                                                                                                              |
| <b>Description</b>              | Disable graceful restart.                                                                                                                                                                                                                                                                                                                                       |
| <b>Required Privilege Level</b> | routing—To view this statement in the configuration.<br>routing-control—To add this statement to the configuration.                                                                                                                                                                                                                                             |
| <b>Related Documentation</b>    | <ul style="list-style-type: none"><li>• <i>Junos OS High Availability Library for Routing Devices</i></li></ul>                                                                                                                                                                                                                                                 |

---

## description (Routing Instances)

|                                 |                                                                                                                                                                                                                                                                                                                                                      |
|---------------------------------|------------------------------------------------------------------------------------------------------------------------------------------------------------------------------------------------------------------------------------------------------------------------------------------------------------------------------------------------------|
| <b>Syntax</b>                   | description text;                                                                                                                                                                                                                                                                                                                                    |
| <b>Hierarchy Level</b>          | [edit logical-systems <i>logical-system-name</i> routing-instances <i>routing-instance-name</i> ],<br>[edit routing-instances <i>routing-instance-name</i> ]                                                                                                                                                                                         |
| <b>Release Information</b>      | Statement introduced before Junos OS Release 7.4.<br>Statement introduced in Junos OS Release 11.1 for EX Series switches.<br>Statement introduced in Junos OS Release 11.3 for the QFX Series.<br>Statement introduced in Junos OS Release 12.3 for ACX Series routers.<br>Statement introduced in Junos OS Release 14.1X53-D20 for the OCX Series. |
| <b>Description</b>              | Provide a text description for the routing instance. If the text includes one or more spaces, enclose it in quotation marks (" "). Any descriptive text you include is displayed in the output of the <b>show route instance detail</b> command and has no effect on the operation of the routing instance.                                          |
| <b>Required Privilege Level</b> | routing—To view this statement in the configuration.<br>routing-control—To add this statement to the configuration.                                                                                                                                                                                                                                  |
| <b>Related Documentation</b>    | <ul style="list-style-type: none"><li>• <i>Configuring Routing Instances on PE Routers in VPNs</i></li><li>• <a href="#">show route instance on page 268</a></li></ul>                                                                                                                                                                               |

## discard

|                                 |                                                                                                                                                                                                                                                                                                                                                                                                                                                                                                                                                                                                                                                                                                                                                                                                                                                                                                                                                                                                                                                                                                                                                                                                                        |
|---------------------------------|------------------------------------------------------------------------------------------------------------------------------------------------------------------------------------------------------------------------------------------------------------------------------------------------------------------------------------------------------------------------------------------------------------------------------------------------------------------------------------------------------------------------------------------------------------------------------------------------------------------------------------------------------------------------------------------------------------------------------------------------------------------------------------------------------------------------------------------------------------------------------------------------------------------------------------------------------------------------------------------------------------------------------------------------------------------------------------------------------------------------------------------------------------------------------------------------------------------------|
| <b>Syntax</b>                   | <code>discard;</code>                                                                                                                                                                                                                                                                                                                                                                                                                                                                                                                                                                                                                                                                                                                                                                                                                                                                                                                                                                                                                                                                                                                                                                                                  |
| <b>Hierarchy Level</b>          | <p>[edit logical-systems <i>logical-system-name</i> routing-instances <i>routing-instance-name</i> routing-options (<b>aggregate</b>   <b>generate</b>) (defaults   route)],</p> <p>[edit logical-systems <i>logical-system-name</i> routing-instances <i>routing-instance-name</i> routing-options rib <i>routing-table-name</i> (<b>aggregate</b>   <b>generate</b>) (defaults   route)],</p> <p>[edit logical-systems <i>logical-system-name</i> routing-options (<b>aggregate</b>   <b>generate</b>) (defaults   route)],</p> <p>[edit logical-systems <i>logical-system-name</i> routing-options rib <i>routing-table-name</i> (<b>aggregate</b>   <b>generate</b>) (defaults   route)],</p> <p>[edit routing-instances <i>routing-instance-name</i> routing-options (<b>aggregate</b>   <b>generate</b>) (defaults   route)],</p> <p>[edit routing-instances <i>routing-instance-name</i> routing-options rib <i>routing-table-name</i> (<b>aggregate</b>   <b>generate</b>) (defaults   route)],</p> <p>[edit routing-options (<b>aggregate</b>   <b>generate</b>) (defaults   route)],</p> <p>[edit routing-options rib <i>routing-table-name</i> (<b>aggregate</b>   <b>generate</b>) (defaults   route)]</p> |
| <b>Release Information</b>      | <p>Statement introduced before Junos OS Release 7.4.</p> <p>Statement introduced in Junos OS Release 9.0 for EX Series switches.</p> <p>Statement introduced in Junos OS Release 11.3 for the QFX Series.</p> <p>Statement introduced in Junos OS Release 12.3 for ACX Series routers.</p> <p>Statement introduced in Junos OS Release 14.1X53-D20 for the OCX Series.</p>                                                                                                                                                                                                                                                                                                                                                                                                                                                                                                                                                                                                                                                                                                                                                                                                                                             |
| <b>Description</b>              | <p>Do not forward packets addressed to this destination. Instead, drop the packets, do not send ICMP unreachable messages to the packets' originators, and install a reject route for this destination into the routing table.</p> <p>To propagate static routes into the routing protocols, include the <b>discard</b> statement when you define the route, along with a routing policy.</p>                                                                                                                                                                                                                                                                                                                                                                                                                                                                                                                                                                                                                                                                                                                                                                                                                          |
|                                 | <p> <b>NOTE:</b> In other vendors' software, a common way to propagate static routes into routing protocols is to configure the routes so that the next-hop routing device is the loopback address (commonly, 127.0.0.1). However, configuring static routes in this way (by including a statement such as <b>route address/mask-length next-hop 127.0.0.1</b>) does not propagate the static routes, because the forwarding table ignores static routes whose next-hop routing device is the loopback address.</p>                                                                                                                                                                                                                                                                                                                                                                                                                                                                                                                                                                                                                 |
| <b>Default</b>                  | When an aggregate route becomes active, it is installed in the routing table with a reject next hop, which means that ICMP unreachable messages are sent.                                                                                                                                                                                                                                                                                                                                                                                                                                                                                                                                                                                                                                                                                                                                                                                                                                                                                                                                                                                                                                                              |
| <b>Required Privilege Level</b> | <p>routing—To view this statement in the configuration.</p> <p>routing-control—To add this statement to the configuration.</p>                                                                                                                                                                                                                                                                                                                                                                                                                                                                                                                                                                                                                                                                                                                                                                                                                                                                                                                                                                                                                                                                                         |
| <b>Related Documentation</b>    | <ul style="list-style-type: none"> <li><i>Example: Summarizing Static Routes Through Route Aggregation</i></li> </ul>                                                                                                                                                                                                                                                                                                                                                                                                                                                                                                                                                                                                                                                                                                                                                                                                                                                                                                                                                                                                                                                                                                  |

- [Example: Conditionally Generating Static Routes](#)
- [aggregate on page 44](#)
- [generate on page 81](#)

---

## export

|                                 |                                                                                                                                                                                                                                                                                                                                                                                                                                                                                                                                                                                                                                                                                                                                 |
|---------------------------------|---------------------------------------------------------------------------------------------------------------------------------------------------------------------------------------------------------------------------------------------------------------------------------------------------------------------------------------------------------------------------------------------------------------------------------------------------------------------------------------------------------------------------------------------------------------------------------------------------------------------------------------------------------------------------------------------------------------------------------|
| <b>Syntax</b>                   | <code>export [ <i>policy-name</i> ];</code>                                                                                                                                                                                                                                                                                                                                                                                                                                                                                                                                                                                                                                                                                     |
| <b>Hierarchy Level</b>          | [edit logical-systems <i>logical-system-name</i> routing-instances <i>routing-instance-name</i> routing-options forwarding-table],<br>[edit logical-systems <i>logical-system-name</i> routing-options forwarding-table],<br>[edit routing-instances <i>routing-instance-name</i> routing-options forwarding-table],<br>[edit routing-options forwarding-table]                                                                                                                                                                                                                                                                                                                                                                 |
| <b>Release Information</b>      | Statement introduced before Junos OS Release 7.4.<br>Statement introduced in Junos OS Release 9.0 for EX Series switches.<br>Statement introduced in Junos OS Release 11.3 for the QFX Series.<br>Statement introduced in Junos OS Release 12.3 for ACX Series routers.<br>Statement introduced in Junos OS Release 14.1X53-D20 for the OCX Series.                                                                                                                                                                                                                                                                                                                                                                             |
| <b>Description</b>              | <p>Apply one or more policies to routes being exported from the routing table into the forwarding table.</p> <p>In the <b>export</b> statement, list the name of the routing policy to be evaluated when routes are being exported from the routing table into the forwarding table. Only active routes are exported from the routing table.</p> <p>You can reference the same routing policy one or more times in the same or a different <b>export</b> statement.</p> <p>You can apply export policies to routes being exported from the routing table into the forwarding table for the following features:</p> <ul style="list-style-type: none"><li>• Per-packet load balancing</li><li>• Class of service (CoS)</li></ul> |
| <b>Options</b>                  | <i>policy-name</i> —Name of one or more policies.                                                                                                                                                                                                                                                                                                                                                                                                                                                                                                                                                                                                                                                                               |
| <b>Required Privilege Level</b> | routing—To view this statement in the configuration.<br>routing-control—To add this statement to the configuration.                                                                                                                                                                                                                                                                                                                                                                                                                                                                                                                                                                                                             |
| <b>Related Documentation</b>    | <ul style="list-style-type: none"><li>• <a href="#">Example: Load Balancing BGP Traffic</a></li></ul>                                                                                                                                                                                                                                                                                                                                                                                                                                                                                                                                                                                                                           |

## export-rib

|                            |                                                                                                                                                                                                                                                                                                                                                                                                                                                 |
|----------------------------|-------------------------------------------------------------------------------------------------------------------------------------------------------------------------------------------------------------------------------------------------------------------------------------------------------------------------------------------------------------------------------------------------------------------------------------------------|
| <b>Syntax</b>              | <code>export-rib routing-table-name;</code>                                                                                                                                                                                                                                                                                                                                                                                                     |
| <b>Hierarchy Level</b>     | [edit logical-systems <i>logical-system-name</i> routing-instances <i>routing-instance-name</i> routing-options <b>rib-groups</b> <i>group-name</i> ],<br>[edit logical-systems <i>logical-system-name</i> routing-options <b>rib-groups</b> <i>group-name</i> ],<br>[edit routing-instances <i>routing-instance-name</i> routing-options <b>rib-groups</b> <i>group-name</i> ],<br>[edit routing-options <b>rib-groups</b> <i>group-name</i> ] |
| <b>Release Information</b> | Statement introduced before Junos OS Release 7.4.<br>Statement introduced in Junos OS Release 11.3 for the QFX Series.<br>Statement introduced in Junos OS Release 12.3 for ACX Series routers.<br>Statement introduced in Junos OS Release 14.1X53-D20 for the OCX Series.                                                                                                                                                                     |
| <b>Description</b>         | Specify the name of the routing table from which Junos OS should export routing information. For any individual RIB group, only one table can be specified in the <b>export-rib</b> statement.                                                                                                                                                                                                                                                  |

The **export-rib** statement specifies the source table from which routing information is advertised.

One common use of the **export-rib** statement is interdomain routing. The export RIB is the table used when BGP extracts routes to advertise to peers. In multicast interdomain routing, for example, the export RIB is likely to be inet.2.

Another use of **export-rib** is dynamic route leaking between the global routing table (inet.0) and a VRF routing table (*instance.inet.0*). For example, you can use a RIB group to copy routes learned in the VRF into the global routing table, inet.0, or copy routes learned in inet.0 into a VRF. You define the use of this RIB group in the VRF's BGP configuration. In a routing policy you can do dynamic filtering of routes. For instance, you can use an import policy to only copy routes with certain communities into the global routing table.

For example:

```
rib-groups {
 rib-interface-routes-v4 {
 import-rib [inet.0 VRF.inet.0];
 }
 rib-import-VRF-routes-to-inet0-v4 {
 export-rib VRF.inet.0;
 import-rib [VRF.inet.0 inet.0];
 import-policy rib-import-VRF-routes-to-inet0-v4;
 }
 rib-import-inet0-routes-to-VRF-v4 {
 export-rib inet.0;
 import-rib [inet.0 VRF.inet.0];
 import-policy rib-import-inet0-routes-to-VRF-v4;
 }
}
routing-options {
 interface-routes {
```

```

 rib-group {
 inet rib-interface-routes-v4;
 }
 }
}
protocols {
 bgp {
 group iBGP-peers {
 type internal;
 family inet {
 unicast {
 rib-group rib-import-inet0-routes-to-VRF-v4;
 }
 }
 }
 }
}
routing-instances {
 VRF {
 routing-options {
 interface-routes {
 rib-group {
 inet rib-interface-routes-v4;
 }
 }
 }
 protocols {
 bgp {
 group peersin-VRF {
 family inet {
 unicast {
 rib-group rib-import-VRF-routes-to-inet0-v4;
 }
 }
 }
 }
 }
 }
}

```

**Options** *routing-table-name*—Routing table group name.

**Required Privilege** routing—To view this statement in the configuration.  
**Level** routing-control—To add this statement to the configuration.

**Related  
Documentation**

- *Example: Exporting Specific Routes from One Routing Table Into Another Routing Table*
- *Example: Configuring a PIM RPF Routing Table*
- *Example: Configuring DVMRP to Announce Unicast Routes*
- *Example: Configuring a Dedicated PIM RPF Routing Table*
- *Example: Configuring Any-Source Multicast for Draft-Rosen VPNs*
- [import-rib on page 86](#)
- *passive*

## fate-sharing

|                                 |                                                                                                                                                                                                                                                                                                                                                                                                                                                                                                                                                                                                                                                                                                                                                                                      |
|---------------------------------|--------------------------------------------------------------------------------------------------------------------------------------------------------------------------------------------------------------------------------------------------------------------------------------------------------------------------------------------------------------------------------------------------------------------------------------------------------------------------------------------------------------------------------------------------------------------------------------------------------------------------------------------------------------------------------------------------------------------------------------------------------------------------------------|
| <b>Syntax</b>                   | <pre>fate-sharing {   group <i>group-name</i> {     cost <i>value</i>;     from <i>address</i> &lt;to <i>address</i>&gt;;   } }</pre>                                                                                                                                                                                                                                                                                                                                                                                                                                                                                                                                                                                                                                                |
| <b>Hierarchy Level</b>          | [edit logical-systems <i>logical-system-name</i> routing-options],<br>[edit logical-systems <i>logical-system-name</i> routing-instances <i>routing-instance-name</i> routing-options],<br>[edit routing-options],<br>[edit routing-instances <i>routing-instance-name</i> routing-options]                                                                                                                                                                                                                                                                                                                                                                                                                                                                                          |
| <b>Release Information</b>      | Statement introduced before Junos OS Release 7.4.<br>Statement introduced in Junos OS Release 9.0 for EX Series switches.<br>Statement introduced in Junos OS Release 11.3 for the QFX Series.<br>Statement introduced in Junos OS Release 14.1X53-D20 for the OCX Series.                                                                                                                                                                                                                                                                                                                                                                                                                                                                                                           |
| <b>Description</b>              | <p>Specify a backup path in case the primary path becomes unusable.</p> <p>You specify one or more objects with common characteristics within a group. All objects are treated as /32 host addresses. The objects can be a LAN interface, a router ID, or a point-to-point link. Sequence is insignificant.</p> <p>Changing the fate-sharing database does not affect existing established LSPs until the next CSPF reoptimization. The fate-sharing database does affect fast-reroute detour path computations.</p>                                                                                                                                                                                                                                                                 |
| <b>Options</b>                  | <p><b>cost <i>value</i></b>—Cost assigned to the group.<br/> <b>Range:</b> 1 through 65,535<br/> <b>Default:</b> 1</p> <p><b>from <i>address</i></b>—Address of the router or address of the LAN/NBMA interface. For example, an Ethernet network with four hosts in the same fate-sharing group would require you to list all four of the separate <b>from</b> addresses in the group.</p> <p><b>group <i>group-name</i></b>—Each fate-sharing group must have a name, which can have a maximum of 32 characters, including letters, numbers, periods (.), and hyphens (-). You can define up to 512 groups.</p> <p><b>to <i>address</i></b>—(Optional) Address of egress router. For point-to-point link objects, you must specify both a <b>from</b> and a <b>to</b> address.</p> |
| <b>Required Privilege Level</b> | routing—To view this statement in the configuration.<br>routing-control—To add this statement to the configuration.                                                                                                                                                                                                                                                                                                                                                                                                                                                                                                                                                                                                                                                                  |
| <b>Related Documentation</b>    | <ul style="list-style-type: none"> <li>• <i>Configuring the Ingress Router for MPLS-Signaled LSPs</i></li> <li>• <i>MPLS Applications Feature Guide for Routing Devices</i></li> </ul>                                                                                                                                                                                                                                                                                                                                                                                                                                                                                                                                                                                               |



## flow

|                            |                                                                                                                                                                                                                                                                                                                                                                                                                                                                                                                                                                                                                                                                                                                  |
|----------------------------|------------------------------------------------------------------------------------------------------------------------------------------------------------------------------------------------------------------------------------------------------------------------------------------------------------------------------------------------------------------------------------------------------------------------------------------------------------------------------------------------------------------------------------------------------------------------------------------------------------------------------------------------------------------------------------------------------------------|
| <b>Syntax</b>              | <pre> flow {     route <i>name</i> {         match {             <i>match-conditions</i>;         }         term-order (legacy   standard);         then {             <i>actions</i>;         }     }     firewall-install-disable;     term-order (legacy   standard);     validation {         traceoptions {             file <i>filename</i> &lt;files <i>number</i>&gt; &lt;size <i>size</i>&gt; &lt;world-readable   no-world-readable&gt;;             flag <i>flag</i> &lt;flag-modifier&gt; &lt;disable&gt;;         }     } } </pre>                                                                                                                                                                  |
| <b>Hierarchy Level</b>     | <p>[edit routing-options],</p> <p>[edit routing-instances <i>routing-instance-name</i> routing-options]</p>                                                                                                                                                                                                                                                                                                                                                                                                                                                                                                                                                                                                      |
| <b>Release Information</b> | <p>Statement introduced before Junos OS Release 7.4.</p> <p>Statement introduced in Junos OS Release 9.0 for EX Series switches.</p> <p><b>term-order</b> statement introduced in Junos OS Release 10.0</p> <p>Statement introduced in Junos OS Release 11.3 for the QFX Series.</p> <p><b>firewall-install-disable</b> statement introduced in Junos OS Releases 12.1X48 and 12.3 for PTX Series routers.</p> <p>Statement introduced in Junos OS Release 14.1X53-D20 for the OCX Series.</p>                                                                                                                                                                                                                   |
| <b>Description</b>         | Configure a flow route.                                                                                                                                                                                                                                                                                                                                                                                                                                                                                                                                                                                                                                                                                          |
| <b>Default</b>             | legacy                                                                                                                                                                                                                                                                                                                                                                                                                                                                                                                                                                                                                                                                                                           |
| <b>Options</b>             | <p><b><i>actions</i></b>—An action to take if conditions match.</p> <p><b>firewall-install-disable</b>—(PTX Series routers only) Disable installing flow-specification firewall filters in the firewall process (dfwd).</p> <p><b>Default:</b> If you omit the <b>firewall-install-disable</b> statement, the default behavior is <b>firewall-install-disable</b> mode.</p> <p><b><i>match-conditions</i></b>—Match packets to these conditions.</p> <p><b>route <i>name</i></b>—Name of the flow route.</p> <p><b>standard</b>—Specify to use version 7 or later of the flow-specification algorithm.</p> <p><b>term-order (legacy   standard)</b>—Specify the version of the flow-specification algorithm.</p> |

- **legacy**—Use version 6 of the flow-specification algorithm.
- **standard**—Use version 7 of the flow-specification algorithm.

**then**—Actions to take on matching packets.

The remaining statements are explained separately.

|                                 |                                                                                                                                                                                        |
|---------------------------------|----------------------------------------------------------------------------------------------------------------------------------------------------------------------------------------|
| <b>Required Privilege Level</b> | routing—To view this statement in the configuration.<br>routing-control—To add this statement to the configuration.                                                                    |
| <b>Related Documentation</b>    | <ul style="list-style-type: none"><li>• <i>Example: Enabling BGP to Carry Flow-Specification Routes</i></li><li>• <i>Understanding BGP Flow Routes for Traffic Filtering</i></li></ul> |

---

## flow-map

---

|                                 |                                                                                                                                                                                                                                                                                                                                     |
|---------------------------------|-------------------------------------------------------------------------------------------------------------------------------------------------------------------------------------------------------------------------------------------------------------------------------------------------------------------------------------|
| <b>Syntax</b>                   | <pre>flow-map <i>flow-map-name</i> {<br/>    bandwidth (<i>bps</i>   adaptive);<br/>    forwarding-cache {<br/>        timeout (never non-discard-entry-only   <i>minutes</i>);<br/>    }<br/>    policy [ <i>policy-names</i> ];<br/>    redundant-sources [ <i>addresses</i> ];<br/>}</pre>                                       |
| <b>Hierarchy Level</b>          | [edit logical-systems <i>logical-system-name</i> routing-instances <i>routing-instance-name</i> routing-options multicast],<br>[edit logical-systems <i>logical-system-name</i> routing-options multicast],<br>[edit routing-instances <i>routing-instance-name</i> routing-options multicast],<br>[edit routing-options multicast] |
| <b>Release Information</b>      | Statement introduced in Junos OS Release 8.2.<br>Statement introduced in Junos OS Release 9.0 for EX Series switches.<br>Statement introduced in Junos OS Release 11.3 for the QFX Series.<br>Statement introduced in Junos OS Release 14.1X53-D20 for the OCX Series.                                                              |
| <b>Description</b>              | Configure multicast flow maps.                                                                                                                                                                                                                                                                                                      |
| <b>Options</b>                  | <i>flow-map-name</i> —Name of the flow-map.<br><br>The remaining statements are explained separately.                                                                                                                                                                                                                               |
| <b>Required Privilege Level</b> | routing—To view this statement in the configuration.<br>routing-control—To add this statement to the configuration.                                                                                                                                                                                                                 |
| <b>Related Documentation</b>    | <ul style="list-style-type: none"><li>• <i>Example: Configuring a Multicast Flow Map</i></li></ul>                                                                                                                                                                                                                                  |

## forwarding-cache (Flow Maps)

---

|                                 |                                                                                                                                                                                                                                                                                                                                                                                                                                                                                             |
|---------------------------------|---------------------------------------------------------------------------------------------------------------------------------------------------------------------------------------------------------------------------------------------------------------------------------------------------------------------------------------------------------------------------------------------------------------------------------------------------------------------------------------------|
| <b>Syntax</b>                   | forwarding-cache {<br>timeout (minutes   never non-discard-entry-only );<br>}                                                                                                                                                                                                                                                                                                                                                                                                               |
| <b>Hierarchy Level</b>          | [edit logical-systems <i>logical-system-name</i> routing-instances <i>routing-instance-name</i> routing-options multicast <b>flow-map</b> <i>flow-map-name</i> ],<br>[edit logical-systems <i>logical-system-name</i> routing-options multicast <b>flow-map</b> <i>flow-map-name</i> ],<br>[edit routing-instances <i>routing-instance-name</i> routing-options multicast <b>flow-map</b> <i>flow-map-name</i> ],<br>[edit routing-options multicast <b>flow-map</b> <i>flow-map-name</i> ] |
| <b>Release Information</b>      | Statement introduced in Junos OS Release 8.2.<br>Statement introduced in Junos OS Release 11.3 for the QFX Series.<br>Statement introduced in Junos OS Release 14.1X53-D20 for the OCX Series.                                                                                                                                                                                                                                                                                              |
| <b>Description</b>              | Configure multicast forwarding cache properties for the flow map.                                                                                                                                                                                                                                                                                                                                                                                                                           |
| <b>Required Privilege Level</b> | routing—To view this statement in the configuration.<br>routing-control—To add this statement to the configuration.                                                                                                                                                                                                                                                                                                                                                                         |

## forwarding-cache (Multicast)

|                            |                                                                                                                                                                                                                                                                                                                                                                                                                                                                                                                                                                                                                                                                                                                                                                                                                                                                                                                                                                                                                                                                                                                                                                                                                                                                      |
|----------------------------|----------------------------------------------------------------------------------------------------------------------------------------------------------------------------------------------------------------------------------------------------------------------------------------------------------------------------------------------------------------------------------------------------------------------------------------------------------------------------------------------------------------------------------------------------------------------------------------------------------------------------------------------------------------------------------------------------------------------------------------------------------------------------------------------------------------------------------------------------------------------------------------------------------------------------------------------------------------------------------------------------------------------------------------------------------------------------------------------------------------------------------------------------------------------------------------------------------------------------------------------------------------------|
| <b>Syntax</b>              | <pre> forwarding-cache {   allow-maximum;   family (inet   inet6) {     threshold {       log-warning value;       suppress value &lt;reuse value&gt;;     }   }   threshold {     log-warning value;     suppress value &lt;reuse value&gt;;   }   timeout minutes; } </pre>                                                                                                                                                                                                                                                                                                                                                                                                                                                                                                                                                                                                                                                                                                                                                                                                                                                                                                                                                                                        |
| <b>Hierarchy Level</b>     | <p>[edit logical-systems <i>logical-system-name</i> routing-instances <i>routing-instance-name</i> routing-options multicast],</p> <p>[edit logical-systems <i>logical-system-name</i> routing-options multicast],</p> <p>[edit routing-instances <i>routing-instance-name</i> routing-options multicast],</p> <p>[edit routing-options multicast]</p>                                                                                                                                                                                                                                                                                                                                                                                                                                                                                                                                                                                                                                                                                                                                                                                                                                                                                                               |
| <b>Release Information</b> | <p>Statement introduced before Junos OS Release 7.4.</p> <p>Statement introduced in Junos OS Release 9.0 for EX Series switches.</p> <p>Statement introduced in Junos OS Release 11.3 for the QFX Series.</p> <p>Statement introduced in Junos OS Release 14.1X53-D20 for the OCX Series.</p>                                                                                                                                                                                                                                                                                                                                                                                                                                                                                                                                                                                                                                                                                                                                                                                                                                                                                                                                                                        |
| <b>Description</b>         | <p>Configure multicast forwarding cache properties. These properties include threshold suppression and reuse limits, the threshold at which a warning message is logged, and timeout values.</p> <p>Specify a value for the threshold at which to suppress new multicast forwarding cache entries and an optional reuse value for the threshold at which the router begins to create new multicast forwarding cache entries. The range for both is from 1 through 200,000. If configured, the reuse value should be less than the suppression threshold value. The suppression value is mandatory. If you do not specify the optional reuse value, then the number of multicast forwarding cache entries is limited to the suppression value. A new entry is created as soon as the number of multicast forwarding cache entries falls below the suppression value.</p> <p>You can configure the thresholds globally for the multicast forwarding cache or individually for the IPv4 and IPv6 multicast forwarding caches. Configuring the <b>threshold</b> statement globally for the multicast forwarding cache or including the <b>family</b> statement to configure the thresholds for the IPv4 and IPv6 multicast forwarding caches are mutually exclusive.</p> |
| <b>Default</b>             | By default, there are no limits on the number of multicast forwarding cache entries.                                                                                                                                                                                                                                                                                                                                                                                                                                                                                                                                                                                                                                                                                                                                                                                                                                                                                                                                                                                                                                                                                                                                                                                 |
| <b>Options</b>             | <b>family (inet   inet6)</b> —(Optional) Apply the configured thresholds to either IPv4 or IPv6 multicast forwarding cache entries.                                                                                                                                                                                                                                                                                                                                                                                                                                                                                                                                                                                                                                                                                                                                                                                                                                                                                                                                                                                                                                                                                                                                  |

**Default:** By default, the configured thresholds are applied to both IPv4 and IPv6 multicast forwarding cache entries.

The remaining statements are explained separately.

|                           |                                                             |
|---------------------------|-------------------------------------------------------------|
| <b>Required Privilege</b> | routing—To view this statement in the configuration.        |
| <b>Level</b>              | routing-control—To add this statement to the configuration. |

|                              |                                                                                                              |
|------------------------------|--------------------------------------------------------------------------------------------------------------|
| <b>Related Documentation</b> | <ul style="list-style-type: none"><li>• <i>Example: Configuring the Multicast Forwarding Cache</i></li></ul> |
|------------------------------|--------------------------------------------------------------------------------------------------------------|

## forwarding-options (chassis)

|                            |                                                                                                                                                                                                                                                                                                                                                                                                                                                                                                                                                                                                                                                                                                                                                                                                                                                                                                                                                                                                                                                                                                                                                                                                                                                                                                                                                                                                                                                                                                                                    |
|----------------------------|------------------------------------------------------------------------------------------------------------------------------------------------------------------------------------------------------------------------------------------------------------------------------------------------------------------------------------------------------------------------------------------------------------------------------------------------------------------------------------------------------------------------------------------------------------------------------------------------------------------------------------------------------------------------------------------------------------------------------------------------------------------------------------------------------------------------------------------------------------------------------------------------------------------------------------------------------------------------------------------------------------------------------------------------------------------------------------------------------------------------------------------------------------------------------------------------------------------------------------------------------------------------------------------------------------------------------------------------------------------------------------------------------------------------------------------------------------------------------------------------------------------------------------|
| <b>Syntax</b>              | <pre>forwarding options <i>profile-name</i> {     num-65-127-prefix <i>number</i>; }</pre>                                                                                                                                                                                                                                                                                                                                                                                                                                                                                                                                                                                                                                                                                                                                                                                                                                                                                                                                                                                                                                                                                                                                                                                                                                                                                                                                                                                                                                         |
| <b>Syntax</b>              | <pre>forwarding-options lpm-profile {     prefix-65-127-disable;     unicast-in-lpm; }</pre>                                                                                                                                                                                                                                                                                                                                                                                                                                                                                                                                                                                                                                                                                                                                                                                                                                                                                                                                                                                                                                                                                                                                                                                                                                                                                                                                                                                                                                       |
| <b>Syntax</b>              | <pre>forwarding-options custom-profile {     l2-entries   l3-entries   lpm-entries {         num-banks <i>number</i>;     } }</pre>                                                                                                                                                                                                                                                                                                                                                                                                                                                                                                                                                                                                                                                                                                                                                                                                                                                                                                                                                                                                                                                                                                                                                                                                                                                                                                                                                                                                |
| <b>Hierarchy Level</b>     | [edit chassis]                                                                                                                                                                                                                                                                                                                                                                                                                                                                                                                                                                                                                                                                                                                                                                                                                                                                                                                                                                                                                                                                                                                                                                                                                                                                                                                                                                                                                                                                                                                     |
| <b>Release Information</b> | <p>Statement introduced in Junos OS Release 13.2.</p> <p><b>custom-profile</b> option introduced in Junos OS Release 15.1x53-D30 for QFX5200 Series switches only.</p>                                                                                                                                                                                                                                                                                                                                                                                                                                                                                                                                                                                                                                                                                                                                                                                                                                                                                                                                                                                                                                                                                                                                                                                                                                                                                                                                                             |
| <b>Description</b>         | <p>Configure a unified forwarding table profile to allocate the amount of memory available for the following:</p> <ul style="list-style-type: none"> <li>• MAC addresses.</li> <li>• Layer 3 host entries.</li> <li>• Longest prefix match table entries.</li> </ul> <p>This feature enables you to select a profile that optimizes the amount of memory available for various types of forwarding-table entries based on the needs of your network. For example, for a switch that handles a great deal of Layer 2 traffic, such as a virtualized network with many servers and virtualized machines, you would choose the <b>l2-profile-one</b>, which allocates the highest amount of memory to MAC addresses.</p> <p>You configure the memory allocation for LPM table entries differently, depending on whether you using Junos OS Release 13.2X51-D10 or Junos OS Release 13.2X51-D15 and later. For more information about configuring memory allocation for LPM table entries, see <i>Configuring the Unified Forwarding Table</i>.</p> <p>The <b>num-65-127-prefix <i>number</i></b> statement is not supported on the <b>custom-profile</b> and the <b>lpm-profile</b>. The <b>prefix-65-127-disable</b> and <b>unicast-in-lpm</b> statements are supported only on the <b>lpm-profile</b>.</p> <p>When you commit a configuration with a forwarding table profile change, the Packet Forwarding Engine automatically restarts to apply the new parameters, which brings the data interfaces down and then up again.</p> |

**Options** **profile-name**—name of the profile to use for memory allocation in the unified forwarding table. [Table 5 on page 79](#) lists the profiles you can choose that have set values and the associated values for each type of entry.

On QFX5200 Series switches only, you can also select **custom-profile**. This profile enables you to allocate from one to four banks of shared hash memory to a specific type of forwarding-table entry. Each shared hash memory bank can store a maximum of the equivalent of 32,000 IPv4 unicast addresses.

**Table 5: Unified Forwarding Table Profiles**

| Profile Name                      | MAC Table     | Host Table (unicast and multicast addresses) |              |             |             |             |             |
|-----------------------------------|---------------|----------------------------------------------|--------------|-------------|-------------|-------------|-------------|
|                                   | MAC Addresses | IPv4 unicast                                 | IPv6 unicast | IPv4 (*, G) | IPv4 (S, G) | IPv6 (*, G) | IPv6 (S, G) |
| <b>l2-profile-one</b>             | 288K          | 16K                                          | 8K           | 8K          | 8K          | 4K          | 4K          |
| <b>l2-profile-two</b>             | 224K          | 80K                                          | 40K          | 40K         | 40K         | 20K         | 20K         |
| <b>l2-profile-three (default)</b> | 160K          | 144K                                         | 72K          | 72K         | 72K         | 36K         | 36K         |
| <b>l3-profile</b>                 | 96K           | 208K                                         | 104K         | 104K        | 104K        | 52K         | 52K         |
| <b>lpm-profile*</b>               | 32K           | 16K                                          | 8K           | 8K          | 8K          | 4K          | 4K          |

\* This profile supports only IPv4 in Junos OS Release 13.2X51-D10. Starting in Junos OS Release 13.2X51-D15, the **lpm-profile** supports IPv4 and IPv6 entries.



**NOTE:** If the host stores the maximum number of entries for any given type, the entire table is full and is unable to accommodate *any* entries of any other type. For information about valid combinations of table entries see *Understanding the Unified Forwarding Table*.

**l2-entries | l3-entries | lpm-entries—(custom-profile only)** Select a type of forwarding-table entry—Layer 2, Layer 3, or LPM—to allocate a specific number of shared memory banks. You configure the amount of memory to allocate for each type of entry separately.

**num-banks number—(custom-profile only)** Specify the number of shared memory banks to allocate for a specific type of forwarding-table entry. Each shared memory bank stores the equivalent of 32,000 IPv4 unicast addresses.

**Range:** 0 through 4.



**NOTE:** There are four shared memory banks, which can be allocated flexibly among the three types of forwarding-table entries. To allocate no shared memory for a particular entry type, specify the number 0. When

you commit the configuration, the system issues a commit check to ensure that you have not configured more than four memory banks. You do not have to configure all four shared memory banks. By default, each entry type is allocated the equivalent of 32,000 IPv4 unicast addresses in shared memory.

---

|                                 |                                                                                                                                                                                                            |
|---------------------------------|------------------------------------------------------------------------------------------------------------------------------------------------------------------------------------------------------------|
| <b>Required Privilege Level</b> | interface—To view this statement in the configuration.<br>interface-control—To add this statement to the configuration.                                                                                    |
| <b>Related Documentation</b>    | <ul style="list-style-type: none"><li>• <i>Understanding the Unified Forwarding Table</i></li><li>• <i>Example: Configuring a Unified Forwarding Table Custom Profile on QFX Series Switches</i></li></ul> |

---

## forwarding-table

---

|                                 |                                                                                                                                               |
|---------------------------------|-----------------------------------------------------------------------------------------------------------------------------------------------|
| <b>Syntax</b>                   | <pre>forwarding-table {<br/>    export [ policy--names ];<br/>    (indirect-next-hop   no-indirect-next-hop);<br/>}</pre>                     |
| <b>Hierarchy Level</b>          | [edit logical-systems <i>logical-system-name</i> routing-options],<br>[edit routing-options]                                                  |
| <b>Release Information</b>      | Statement introduced in Junos OS Release 11.3 for the QFX Series.<br>Statement introduced in Junos OS Release 14.1X53-D20 for the OCX Series. |
| <b>Description</b>              | Configure information about the routing device's forwarding table.<br><br>The remaining statements are explained separately.                  |
| <b>Required Privilege Level</b> | routing—To view this statement in the configuration.<br>routing-control—To add this statement to the configuration.                           |
| <b>Related Documentation</b>    | <ul style="list-style-type: none"><li>• <a href="#">Configuring Per-Packet Load Balancing on page 2</a></li></ul>                             |



## generate

|                            |                                                                                                                                                                                                                                                                                                                                                                                                                                                                                                                                                                                                                                                                                                                                                                                                                                                                                                                                                                                                                                                                                                                                                                                                                                                                                                                                                 |
|----------------------------|-------------------------------------------------------------------------------------------------------------------------------------------------------------------------------------------------------------------------------------------------------------------------------------------------------------------------------------------------------------------------------------------------------------------------------------------------------------------------------------------------------------------------------------------------------------------------------------------------------------------------------------------------------------------------------------------------------------------------------------------------------------------------------------------------------------------------------------------------------------------------------------------------------------------------------------------------------------------------------------------------------------------------------------------------------------------------------------------------------------------------------------------------------------------------------------------------------------------------------------------------------------------------------------------------------------------------------------------------|
| <b>Syntax</b>              | <pre> generate {   defaults {     generate-options;   }   route destination-prefix {     policy policy-name;     generate-options;   } } </pre>                                                                                                                                                                                                                                                                                                                                                                                                                                                                                                                                                                                                                                                                                                                                                                                                                                                                                                                                                                                                                                                                                                                                                                                                 |
| <b>Hierarchy Level</b>     | <p>[edit logical-systems <i>logical-system-name</i> routing-instances <i>routing-instance-name</i> routing-options],</p> <p>[edit logical-systems <i>logical-system-name</i> routing-instances <i>routing-instance-name</i> routing-options <b>rib</b> <i>routing-table-name</i>],</p> <p>[edit routing-options],</p> <p>[edit routing-options <b>rib</b> <i>routing-table-name</i>]</p>                                                                                                                                                                                                                                                                                                                                                                                                                                                                                                                                                                                                                                                                                                                                                                                                                                                                                                                                                        |
| <b>Release Information</b> | <p>Statement introduced before Junos OS Release 7.4.</p> <p>Statement introduced in Junos OS Release 9.0 for EX Series switches.</p> <p>Statement introduced in Junos OS Release 11.3 for the QFX Series.</p> <p>Statement introduced in Junos OS Release 14.1X53-D20 for the OCX Series.</p>                                                                                                                                                                                                                                                                                                                                                                                                                                                                                                                                                                                                                                                                                                                                                                                                                                                                                                                                                                                                                                                   |
| <b>Description</b>         | <p>Configure generated routes, which are used as routes of last resort.</p>                                                                                                                                                                                                                                                                                                                                                                                                                                                                                                                                                                                                                                                                                                                                                                                                                                                                                                                                                                                                                                                                                                                                                                                                                                                                     |
| <b>Options</b>             | <p><b>defaults</b>—(Optional) Specify global generated route options. These options only set default attributes inherited by all newly created generated routes. These are treated as global defaults and apply to all the generated routes you configure in the <b>generate</b> statement.</p> <p><b>generate-options</b>—Additional information about generated routes, which is included with the route when it is installed in the routing table. Specify zero or more of the following options in <b>generate-options</b>. Each option is explained separately.</p> <ul style="list-style-type: none"> <li>• (<b>active</b>   <b>passive</b>);</li> <li>• <b>as-path</b> &lt;<i>as-path</i>&gt; &lt;origin (egp   igp   incomplete)&gt; &lt;atomic-aggregate&gt; &lt;aggregator <i>as-number in-address</i>&gt;;</li> <li>• (<b>brief</b>   <b>full</b>);</li> <li>• <b>community</b> [ <i>community-ids</i> ];</li> <li>• <b>discard</b>;</li> <li>• (<b>metric</b>   <b>metric2</b>   <b>metric3</b>   <b>metric4</b>) <i>value</i> &lt;type <i>type</i>&gt;;</li> <li>• (<b>preference</b>   <b>preference2</b>   <b>color</b>   <b>color2</b>) <i>preference</i> &lt;type <i>type</i>&gt;;</li> <li>• <b>tag</b> <i>metric type number</i>;</li> </ul> <p><b>route destination-prefix</b>—Configure a non-default generated route:</p> |

- **default**—For the default route to the destination. This is equivalent to specifying an IP address of **0.0.0.0/0**.
- **destination-prefix/prefix-length**—/**destination-prefix** is the network portion of the IP address, and **prefix-length** is the destination prefix length.

The [policy](#) statement is explained separately.

|                                 |                                                                                                                     |
|---------------------------------|---------------------------------------------------------------------------------------------------------------------|
| <b>Required Privilege Level</b> | routing—To view this statement in the configuration.<br>routing-control—To add this statement to the configuration. |
|---------------------------------|---------------------------------------------------------------------------------------------------------------------|

|                              |                                                                                                          |
|------------------------------|----------------------------------------------------------------------------------------------------------|
| <b>Related Documentation</b> | <ul style="list-style-type: none"><li>• <i>Example: Conditionally Generating Static Routes</i></li></ul> |
|------------------------------|----------------------------------------------------------------------------------------------------------|

## graceful-restart (Enabling Globally)

|                            |                                                                                                                                                                                                                                                                                                     |
|----------------------------|-----------------------------------------------------------------------------------------------------------------------------------------------------------------------------------------------------------------------------------------------------------------------------------------------------|
| <b>Syntax</b>              | <pre> graceful-restart {   disable;   helper-disable;   maximum-helper-recovery-time <i>seconds</i>;   maximum-helper-restart-time <i>seconds</i>;   notify-duration <i>seconds</i>;   recovery-time <i>seconds</i>;   restart-duration <i>seconds</i>;   stale-routes-time <i>seconds</i>; }</pre> |
| <b>Hierarchy Level</b>     | <pre> [edit logical-systems <i>logical-system-name</i> routing-options], [edit logical-systems <i>logical-system-name</i> routing-instances <i>routing-instance-name</i>   routing-options], [edit routing-options], [edit routing-instances <i>routing-instance-name</i> routing-options]</pre>    |
| <b>Release Information</b> | <p>Statement introduced before Junos OS Release 7.4.</p> <p>Statement introduced in Junos OS Release 9.0 for EX Series switches.</p> <p>Statement introduced in Junos OS Release 12.1 for the QFX Series.</p> <p>Statement introduced in Junos OS Release 14.1X53-D20 for the OCX Series.</p>       |
| <b>Description</b>         | <p>Configure graceful restart globally to enable the feature. You cannot enable graceful restart for specific protocols unless graceful restart is also enabled globally. You can, optionally, modify the global settings at the individual protocol level.</p>                                     |



### NOTE:

- For VPNs, the **graceful-restart** statement allows a router whose VPN control plane is undergoing a restart to continue to forward traffic while recovering its state from neighboring routers.
- For BGP, if you configure graceful restart after a BGP session has been established, the BGP session restarts and the peers negotiate graceful restart capabilities.
- LDP sessions flap when **graceful-restart** configurations change.

|                                 |                                                                                                                                                       |
|---------------------------------|-------------------------------------------------------------------------------------------------------------------------------------------------------|
| <b>Default</b>                  | Graceful restart is disabled by default.                                                                                                              |
| <b>Options</b>                  | The remaining statements are explained separately.                                                                                                    |
| <b>Required Privilege Level</b> | <p>routing—To view this statement in the configuration.</p> <p>routing-control—To add this statement to the configuration.</p>                        |
| <b>Related Documentation</b>    | <ul style="list-style-type: none"> <li>• <i>Enabling Graceful Restart</i></li> <li>• <i>Configuring Routing Protocols Graceful Restart</i></li> </ul> |


- *Configuring Graceful Restart for MPLS-Related Protocols*
- *Configuring VPN Graceful Restart*
- *Configuring Logical System Graceful Restart*
- *Graceful Restart Configuration Statements*
- *Configuring Graceful Restart for QFabric Systems*

---


## import

|                                 |                                                                                                                                                                                                                                                                                                                                                                                                                             |
|---------------------------------|-----------------------------------------------------------------------------------------------------------------------------------------------------------------------------------------------------------------------------------------------------------------------------------------------------------------------------------------------------------------------------------------------------------------------------|
| <b>Syntax</b>                   | <code>import [ <i>policy-names</i> ];</code>                                                                                                                                                                                                                                                                                                                                                                                |
| <b>Hierarchy Level</b>          | [edit logical-systems <i>logical-system-name</i> routing-instances <i>routing-instance-name</i> routing-options resolution <a href="#">rib</a> ],<br>[edit logical-systems <i>logical-system-name</i> routing-options resolution <a href="#">rib</a> ],<br>[edit routing-instances <i>routing-instance-name</i> routing-options resolution <a href="#">rib</a> ],<br>[edit routing-options resolution <a href="#">rib</a> ] |
| <b>Release Information</b>      | Statement introduced before Junos OS Release 7.4.<br>Statement introduced in Junos OS Release 9.0 for EX Series switches.<br>Statement introduced in Junos OS Release 11.3 for the QFX Series.<br>Statement introduced in Junos OS Release 14.1X53-D20 for the OCX Series.                                                                                                                                                  |
| <b>Description</b>              | Specify one or more import policies to use for route resolution.                                                                                                                                                                                                                                                                                                                                                            |
| <b>Options</b>                  | <i>policy-names</i> —Name of one or more import policies.                                                                                                                                                                                                                                                                                                                                                                   |
| <b>Required Privilege Level</b> | routing—To view this statement in the configuration.<br>routing-control—To add this statement to the configuration.                                                                                                                                                                                                                                                                                                         |
| <b>Related Documentation</b>    | <ul style="list-style-type: none"><li>• <i>Example: Configuring Route Resolution on PE Routers</i></li></ul>                                                                                                                                                                                                                                                                                                                |


## import-policy

|                                                                                                                                                                                                                                    |                                                                                                                                                                                                                                                                                                                                                                                                                                                                |
|------------------------------------------------------------------------------------------------------------------------------------------------------------------------------------------------------------------------------------|----------------------------------------------------------------------------------------------------------------------------------------------------------------------------------------------------------------------------------------------------------------------------------------------------------------------------------------------------------------------------------------------------------------------------------------------------------------|
| <b>Syntax</b>                                                                                                                                                                                                                      | <code>import-policy [ <i>policy-names</i> ];</code>                                                                                                                                                                                                                                                                                                                                                                                                            |
| <b>Hierarchy Level</b>                                                                                                                                                                                                             | <p>[edit logical-systems <i>logical-system-name</i> routing-instances <i>routing-instance-name</i> routing-options <b>rib-groups</b> <i>group-name</i>],</p> <p>[edit logical-systems <i>logical-system-name</i> routing-options <b>rib-groups</b> <i>group-name</i>],</p> <p>[edit routing-instances <i>routing-instance-name</i> routing-options <b>rib-groups</b> <i>group-name</i>],</p> <p>[edit routing-options <b>rib-groups</b> <i>group-name</i>]</p> |
| <b>Release Information</b>                                                                                                                                                                                                         | <p>Statement introduced before Junos OS Release 7.4.</p> <p>Statement introduced in Junos OS Release 9.0 for EX Series switches.</p> <p>Statement introduced in Junos OS Release 11.3 for the QFX Series.</p> <p>Statement introduced in Junos OS Release 14.1X53-D20 for the OCX Series.</p>                                                                                                                                                                  |
| <b>Description</b>                                                                                                                                                                                                                 | <p>Apply one or more policies to routes imported into the routing table group. The <b>import-policy</b> statement complements the <b>import-rib</b> statement and cannot be used unless you first specify the routing tables to which routes are being imported.</p>                                                                                                                                                                                           |
| <div>  <p><b>NOTE:</b> On EX Series switches, only dynamically learned routes can be imported from one routing table group to another.</p> </div> |                                                                                                                                                                                                                                                                                                                                                                                                                                                                |
| <b>Options</b>                                                                                                                                                                                                                     | <i>policy-names</i> —Name of one or more policies.                                                                                                                                                                                                                                                                                                                                                                                                             |
| <b>Required Privilege Level</b>                                                                                                                                                                                                    | <p>routing—To view this statement in the configuration.</p> <p>routing-control—To add this statement to the configuration.</p>                                                                                                                                                                                                                                                                                                                                 |
| <b>Related Documentation</b>                                                                                                                                                                                                       | <ul style="list-style-type: none"> <li>• <i>Example: Exporting Specific Routes from One Routing Table Into Another Routing Table</i></li> <li>• <a href="#">export-rib on page 69</a></li> <li>• <i>passive</i></li> </ul>                                                                                                                                                                                                                                     |

## import-rib

|                                 |                                                                                                                                                                                                                                                                                                                                                                                                                                                                                                                                                                                                                                                                                                                                                                                                                                                                                                                                                                                                                                                                    |
|---------------------------------|--------------------------------------------------------------------------------------------------------------------------------------------------------------------------------------------------------------------------------------------------------------------------------------------------------------------------------------------------------------------------------------------------------------------------------------------------------------------------------------------------------------------------------------------------------------------------------------------------------------------------------------------------------------------------------------------------------------------------------------------------------------------------------------------------------------------------------------------------------------------------------------------------------------------------------------------------------------------------------------------------------------------------------------------------------------------|
| <b>Syntax</b>                   | <code>import-rib [ <i>routing-table-names</i> ];</code>                                                                                                                                                                                                                                                                                                                                                                                                                                                                                                                                                                                                                                                                                                                                                                                                                                                                                                                                                                                                            |
| <b>Hierarchy Level</b>          | <p>[edit logical-systems <i>logical-system-name</i> routing-instances <i>routing-instance-name</i> routing-options <b>rib-groups</b> <i>group-name</i>],</p> <p>[edit logical-systems <i>logical-system-name</i> routing-options <b>rib-groups</b> <i>group-name</i>],</p> <p>[edit routing-instances <i>routing-instance-name</i> routing-options <b>rib-groups</b> <i>group-name</i>],</p> <p>[edit routing-options <b>rib-groups</b> <i>group-name</i>]</p>                                                                                                                                                                                                                                                                                                                                                                                                                                                                                                                                                                                                     |
| <b>Release Information</b>      | <p>Statement introduced before Junos OS Release 7.4.</p> <p>Statement introduced in Junos OS Release 9.0 for EX Series switches.</p> <p>Statement introduced in Junos OS Release 11.3 for the QFX Series.</p> <p>Statement introduced in Junos OS Release 14.1X53-D20 for the OCX Series.</p>                                                                                                                                                                                                                                                                                                                                                                                                                                                                                                                                                                                                                                                                                                                                                                      |
| <b>Description</b>              | <p>Specify the name of the routing table into which Junos OS should import routing information. The first routing table name you enter is the primary routing table. Any additional names you enter identify secondary routing tables. When a protocol imports routes, it imports them into the primary and any secondary routing tables. If the primary route is deleted, the secondary route also is deleted. For IPv4 import routing tables, the primary routing table must be <b>inet.0</b> or <b>routing-instance-name.inet.0</b>. For IPv6 import routing tables, the primary routing table must be <b>inet6.0</b>.</p> <p>In Junos OS Release 9.5 and later, you can configure an IPv4 import routing table that includes both IPv4 and IPv6 routing tables. Including both types of routing tables permits you, for example, to populate an IPv6 routing table with IPv6 addresses that are compatible with IPv4. In releases prior to Junos OS Release 9.5, you could configure an import routing table with only either IPv4 or IPv6 routing tables.</p> |
|                                 | <div>  <p><b>NOTE:</b> On EX Series switches, only dynamically learned routes can be imported from one routing table group to another.</p> </div>                                                                                                                                                                                                                                                                                                                                                                                                                                                                                                                                                                                                                                                                                                                                                                                                                               |
| <b>Options</b>                  | <i>routing-table-names</i> —Name of one or more routing tables.                                                                                                                                                                                                                                                                                                                                                                                                                                                                                                                                                                                                                                                                                                                                                                                                                                                                                                                                                                                                    |
| <b>Required Privilege Level</b> | <p>routing—To view this statement in the configuration.</p> <p>routing-control—To add this statement to the configuration.</p>                                                                                                                                                                                                                                                                                                                                                                                                                                                                                                                                                                                                                                                                                                                                                                                                                                                                                                                                     |
| <b>Related Documentation</b>    | <ul style="list-style-type: none"> <li>• <i>Example: Exporting Specific Routes from One Routing Table Into Another Routing Table</i></li> <li>• <a href="#">export-rib on page 69</a></li> <li>• <i>passive</i></li> </ul>                                                                                                                                                                                                                                                                                                                                                                                                                                                                                                                                                                                                                                                                                                                                                                                                                                         |

## indirect-next-hop

|                                                                                                                                                                                                                                                                                                                                                                                                                                                                                                                                                                                                                                                                                                                                                                                                                    |                                                                                                                                                                                                                                                                                                                                                                                                                                                                            |
|--------------------------------------------------------------------------------------------------------------------------------------------------------------------------------------------------------------------------------------------------------------------------------------------------------------------------------------------------------------------------------------------------------------------------------------------------------------------------------------------------------------------------------------------------------------------------------------------------------------------------------------------------------------------------------------------------------------------------------------------------------------------------------------------------------------------|----------------------------------------------------------------------------------------------------------------------------------------------------------------------------------------------------------------------------------------------------------------------------------------------------------------------------------------------------------------------------------------------------------------------------------------------------------------------------|
| <b>Syntax</b>                                                                                                                                                                                                                                                                                                                                                                                                                                                                                                                                                                                                                                                                                                                                                                                                      | (indirect-next-hop   no-indirect-next-hop);                                                                                                                                                                                                                                                                                                                                                                                                                                |
| <b>Hierarchy Level</b>                                                                                                                                                                                                                                                                                                                                                                                                                                                                                                                                                                                                                                                                                                                                                                                             | [edit logical-systems <i>logical-system-name</i> routing-options forwarding-table],<br>[edit routing-options forwarding-table]                                                                                                                                                                                                                                                                                                                                             |
| <b>Release Information</b>                                                                                                                                                                                                                                                                                                                                                                                                                                                                                                                                                                                                                                                                                                                                                                                         | Statement introduced in Junos OS Release 8.2.<br>Statement introduced in Junos OS Release 9.0 for EX Series switches.<br>Statement introduced in Junos OS Release 14.1X53-D30 for the QFX Series.<br>Statement introduced in Junos OS Release 14.1X53-D20 for the OCX Series.                                                                                                                                                                                              |
| <b>Description</b>                                                                                                                                                                                                                                                                                                                                                                                                                                                                                                                                                                                                                                                                                                                                                                                                 | Enable indirectly connected next hops for route convergence. This statement is implemented on the Packet Forward Engine to speed up forwarding information base (FIB) updates. Configuring this statement significantly speeds convergence times. The only downside of configuring this statement is that some additional FIB memory overhead is required. Unless routes have an extremely high number of next hops, this increased memory usage should not be noticeable. |
| <div>  <div> <p><b>NOTE:</b></p> <ul style="list-style-type: none"> <li>When virtual private LAN service (VPLS) is configured on the routing device, the <b>indirect-next-hop</b> statement is configurable at the [edit routing-options forwarding-table] hierarchy level. However, this configuration is not applicable to indirect nexthops specific to VPLS routing instances.</li> <li>By default, the Junos Trio Modular Port Concentrator (MPC) chipset on MX Series routers is enabled with indirectly connected next hops, and this cannot be disabled using the <b>no-indirect-next-hop</b> statement.</li> <li>By default, indirectly connected next hops are enabled on PTX Series routers.</li> </ul> </div> </div> |                                                                                                                                                                                                                                                                                                                                                                                                                                                                            |
| <b>Default</b>                                                                                                                                                                                                                                                                                                                                                                                                                                                                                                                                                                                                                                                                                                                                                                                                     | Disabled.                                                                                                                                                                                                                                                                                                                                                                                                                                                                  |
| <b>Options</b>                                                                                                                                                                                                                                                                                                                                                                                                                                                                                                                                                                                                                                                                                                                                                                                                     | <b>indirect-next-hop</b> —Enable indirectly connected next hops.<br><br><b>no-indirect-next-hop</b> —Explicitly disable indirect next hops.                                                                                                                                                                                                                                                                                                                                |
| <b>Required Privilege Level</b>                                                                                                                                                                                                                                                                                                                                                                                                                                                                                                                                                                                                                                                                                                                                                                                    | routing—To view this statement in the configuration.<br>routing-control—To add this statement to the configuration.                                                                                                                                                                                                                                                                                                                                                        |
| <b>Related Documentation</b>                                                                                                                                                                                                                                                                                                                                                                                                                                                                                                                                                                                                                                                                                                                                                                                       | <ul style="list-style-type: none"> <li><i>Example: Optimizing Route Reconvergence by Enabling Indirect Next Hops on the Packet Forwarding Engine</i></li> </ul>                                                                                                                                                                                                                                                                                                            |

## install (Routing Options)

---

|                                 |                                                                                                                                                                                                                                                                                                                                                                                                                                                                                                                                                                                                                                                                                                                                                                                                                                                                                                                                    |
|---------------------------------|------------------------------------------------------------------------------------------------------------------------------------------------------------------------------------------------------------------------------------------------------------------------------------------------------------------------------------------------------------------------------------------------------------------------------------------------------------------------------------------------------------------------------------------------------------------------------------------------------------------------------------------------------------------------------------------------------------------------------------------------------------------------------------------------------------------------------------------------------------------------------------------------------------------------------------|
| <b>Syntax</b>                   | (install   no-install);                                                                                                                                                                                                                                                                                                                                                                                                                                                                                                                                                                                                                                                                                                                                                                                                                                                                                                            |
| <b>Hierarchy Level</b>          | [edit logical-systems <i>logical-system-name</i> routing-instances <i>routing-instance-name</i> routing-options static (defaults   route)],<br>[edit logical-systems <i>logical-system-name</i> routing-instances <i>routing-instance-name</i> routing-options rib <i>routing-table-name</i> static (defaults   route)],<br>[edit logical-systems <i>logical-system-name</i> routing-options rib <i>routing-table-name</i> static (defaults   route)],<br>[edit logical-systems <i>logical-system-name</i> routing-options static (defaults   route)],<br>[edit routing-instances <i>routing-instance-name</i> routing-options rib <i>routing-table-name</i> static (defaults   route)],<br>[edit routing-instances <i>routing-instance-name</i> routing-options static (defaults   route)],<br>[edit routing-options rib <i>routing-table-name</i> static (defaults   route)]<br>[edit routing-options static (defaults   route)] |
| <b>Release Information</b>      | Statement introduced before Junos OS Release 7.4.<br>Statement introduced in Junos OS Release 9.0 for EX Series switches.<br>Statement introduced in Junos OS Release 11.3 for the QFX Series.<br>Statement introduced in Junos OS Release 14.1X53-D20 for the OCX Series.                                                                                                                                                                                                                                                                                                                                                                                                                                                                                                                                                                                                                                                         |
| <b>Description</b>              | Configure whether Junos OS installs all static routes into the forwarding table. Even if you configure a route so it is not installed in the forwarding table, the route is still eligible to be exported from the routing table to other protocols.                                                                                                                                                                                                                                                                                                                                                                                                                                                                                                                                                                                                                                                                               |
| <b>Options</b>                  | <b>install</b> —Explicitly install all static routes into the forwarding table. Include this statement when configuring an individual route in the <b>route</b> portion of the <b>static</b> statement to override a <b>no-install</b> option specified in the <b>defaults</b> portion of the statement.<br><br><b>no-install</b> —Do not install the route into the forwarding table, even if it is the route with the lowest preference.<br><br><b>Default:</b> install                                                                                                                                                                                                                                                                                                                                                                                                                                                          |
| <b>Required Privilege Level</b> | routing—To view this statement in the configuration.<br>routing-control—To add this statement to the configuration.                                                                                                                                                                                                                                                                                                                                                                                                                                                                                                                                                                                                                                                                                                                                                                                                                |
| <b>Related Documentation</b>    | <ul style="list-style-type: none"><li>• <i>Examples: Configuring Static Routes</i></li><li>• <i>static</i></li></ul>                                                                                                                                                                                                                                                                                                                                                                                                                                                                                                                                                                                                                                                                                                                                                                                                               |



## instance-export

|                                 |                                                                                                                                                                                                                                                                                             |
|---------------------------------|---------------------------------------------------------------------------------------------------------------------------------------------------------------------------------------------------------------------------------------------------------------------------------------------|
| <b>Syntax</b>                   | <code>instance-export [ <i>policy-names</i> ];</code>                                                                                                                                                                                                                                       |
| <b>Hierarchy Level</b>          | [edit logical-systems <i>logical-system-name</i> routing-instances <i>routing-instance-name</i> routing-options],<br>[edit logical-systems <i>logical-system-name</i> routing-options],<br>[edit routing-instances <i>routing-instance-name</i> routing-options],<br>[edit routing-options] |
| <b>Release Information</b>      | Statement introduced before Junos OS Release 7.4.<br>Statement introduced in Junos OS Release 9.0 for EX Series switches.                                                                                                                                                                   |
| <b>Description</b>              | Apply one or more policies to routes being exported from a routing instance.                                                                                                                                                                                                                |
| <b>Options</b>                  | <i>policy-names</i> —Name of one or more export policies.                                                                                                                                                                                                                                   |
| <b>Required Privilege Level</b> | routing—To view this statement in the configuration.<br>routing-control—To add this statement to the configuration.                                                                                                                                                                         |
| <b>Related Documentation</b>    | <ul style="list-style-type: none"> <li>• <i>Routing Policies, Firewall Filters, and Traffic Policers Feature Guide for Routing Devices</i></li> </ul>                                                                                                                                       |

## instance-import

|                                 |                                                                                                                                                                                                                                                                                             |
|---------------------------------|---------------------------------------------------------------------------------------------------------------------------------------------------------------------------------------------------------------------------------------------------------------------------------------------|
| <b>Syntax</b>                   | <code>instance-import [ <i>policy-names</i> ];</code>                                                                                                                                                                                                                                       |
| <b>Hierarchy Level</b>          | [edit logical-systems <i>logical-system-name</i> routing-instances <i>routing-instance-name</i> routing-options],<br>[edit logical-systems <i>logical-system-name</i> routing-options],<br>[edit routing-instances <i>routing-instance-name</i> routing-options],<br>[edit routing-options] |
| <b>Release Information</b>      | Statement introduced before Junos OS Release 7.4.<br>Statement introduced in Junos OS Release 9.0 for EX Series switches.                                                                                                                                                                   |
| <b>Description</b>              | Apply one or more policies to routes being imported into a routing instance.                                                                                                                                                                                                                |
| <b>Options</b>                  | <i>policy-names</i> —Name of one or more import policies.                                                                                                                                                                                                                                   |
| <b>Required Privilege Level</b> | routing—To view this statement in the configuration.<br>routing-control—To add this statement to the configuration.                                                                                                                                                                         |
| <b>Related Documentation</b>    | <ul style="list-style-type: none"> <li>• <i>Routing Policies, Firewall Filters, and Traffic Policers Feature Guide for Routing Devices</i></li> </ul>                                                                                                                                       |

## instance-type

---

|                                 |                                                                                                                                                                                                                                                                                                      |
|---------------------------------|------------------------------------------------------------------------------------------------------------------------------------------------------------------------------------------------------------------------------------------------------------------------------------------------------|
| <b>Syntax</b>                   | instance-type virtual-router                                                                                                                                                                                                                                                                         |
| <b>Hierarchy Level</b>          | [edit <a href="#">routing-instances</a> ]                                                                                                                                                                                                                                                            |
| <b>Release Information</b>      | Statement introduced in Junos OS Release 9.2 for EX Series switches.<br>Statement introduced in Junos OS Release 11.3 for the QFX Series.<br>Statement introduced in Junos OS Release 14.1X53-D20 for the OCX Series.                                                                                |
| <b>Description</b>              | Specify the type of routing instance.                                                                                                                                                                                                                                                                |
| <b>Options</b>                  | <b>virtual-router</b> —Virtual router routing instance.                                                                                                                                                                                                                                              |
| <b>Required Privilege Level</b> | routing—To view this statement in the configuration.<br>routing-control—To add this statement to the configuration.                                                                                                                                                                                  |
| <b>Related Documentation</b>    | <ul style="list-style-type: none"><li>• <i>Example: Using Virtual Routing Instances to Route Among VLANs on EX Series Switches</i></li><li>• <i>Configuring Virtual Routing Instances (CLI Procedure)</i></li><li>• <a href="#">Configuring Virtual Router Routing Instances on page 6</a></li></ul> |

## interface (Multicast Static Routes)

|                                 |                                                                                                                                                                                                                                                                                                                                                                                                                                                                                                                                                                                                                                                                                                                                                                                                                                                                                                                                                                                   |
|---------------------------------|-----------------------------------------------------------------------------------------------------------------------------------------------------------------------------------------------------------------------------------------------------------------------------------------------------------------------------------------------------------------------------------------------------------------------------------------------------------------------------------------------------------------------------------------------------------------------------------------------------------------------------------------------------------------------------------------------------------------------------------------------------------------------------------------------------------------------------------------------------------------------------------------------------------------------------------------------------------------------------------|
| <b>Syntax</b>                   | <pre> interface <i>interface-names</i> {     disable;     maximum-bandwidth <i>bps</i>;     no-qos-adjust;     reverse-oif-mapping {         no-qos-adjust;     }     subscriber-leave-timer <i>seconds</i>; } </pre>                                                                                                                                                                                                                                                                                                                                                                                                                                                                                                                                                                                                                                                                                                                                                             |
| <b>Hierarchy Level</b>          | <p>[edit logical-systems <i>logical-system-name</i> routing-instances <i>routing-instance-name</i> routing-options <b>multicast</b>],</p> <p>[edit logical-systems <i>logical-system-name</i> routing-options <b>multicast</b>],</p> <p>[edit routing-instances <i>routing-instance-name</i> routing-options <b>multicast</b>],</p> <p>[edit routing-options <b>multicast</b>]</p>                                                                                                                                                                                                                                                                                                                                                                                                                                                                                                                                                                                                |
| <b>Release Information</b>      | <p>Statement introduced in Junos OS Release 8.1.</p> <p>Statement introduced in Junos OS Release 9.0 for EX Series switches.</p> <p>Statement introduced in Junos OS Release 11.3 for the QFX Series.</p> <p>Statement introduced in Junos OS Release 14.1X53-D20 for the OCX Series.</p>                                                                                                                                                                                                                                                                                                                                                                                                                                                                                                                                                                                                                                                                                         |
| <b>Description</b>              | <p>Enable multicast traffic on an interface.</p> <p>By default, multicast packets are forwarded by enabling Protocol Independent Multicast (PIM) on an interface. PIM adds multicast routes into the routing table.</p> <p>You can also configure multicast packets to be forwarded over a static route, such as a static route associated with an LSP next hop. Multicast packets are accepted on an interface and forwarded over a static route in the forwarding table. This is useful when you want to enable multicast traffic on a specific interface without configuring PIM on the interface.</p> <p>You cannot enable multicast traffic on an interface and configure PIM on the same interface simultaneously.</p> <p>Static routes must be configured before you can enable multicast on an interface. Configuring the <b>interface</b> statement alone does not install any routes into the routing table. This feature relies on the static route configuration.</p> |
| <b>Options</b>                  | <p><b><i>interface-names</i></b>—Name of one or more interfaces on which to enable multicast traffic.</p> <p>The remaining statements are explained separately.</p>                                                                                                                                                                                                                                                                                                                                                                                                                                                                                                                                                                                                                                                                                                                                                                                                               |
| <b>Required Privilege Level</b> | <p>routing—To view this statement in the configuration.</p> <p>routing-control—To add this statement to the configuration.</p>                                                                                                                                                                                                                                                                                                                                                                                                                                                                                                                                                                                                                                                                                                                                                                                                                                                    |
| <b>Related Documentation</b>    | <ul style="list-style-type: none"> <li>• <i>Example: Defining Interface Bandwidth Maximums</i></li> <li>• <i>Example: Configuring Multicast with Subscriber VLANs</i></li> </ul>                                                                                                                                                                                                                                                                                                                                                                                                                                                                                                                                                                                                                                                                                                                                                                                                  |

## interface (Routing Instances)

---

|                            |                                                                                                                                               |
|----------------------------|-----------------------------------------------------------------------------------------------------------------------------------------------|
| <b>Syntax</b>              | <code>interface <i>interface-name</i>;</code>                                                                                                 |
| <b>Hierarchy Level</b>     | [edit <a href="#">routing-instances</a> ]                                                                                                     |
| <b>Release Information</b> | Statement introduced in Junos OS Release 11.3 for the QFX Series.<br>Statement introduced in Junos OS Release 14.1X53-D20 for the OCX Series. |
| <b>Description</b>         | For virtual router routing instances, configure an interface.                                                                                 |



---

**NOTE:**

- You must configure only interfaces from the Node devices assigned to the network Node group. If you try to configure interfaces from the Node devices assigned to server Node groups, the configuration does not commit.
  - You can configure an interface for one routing instance only.
- 

|                                 |                                                                                                                          |
|---------------------------------|--------------------------------------------------------------------------------------------------------------------------|
| <b>Options</b>                  | <i>interface-name</i> —Name of an interface.                                                                             |
| <b>Required Privilege Level</b> | routing—To view this statement in the configuration.<br>routing-control—To add this statement to the configuration.      |
| <b>Related Documentation</b>    | <ul style="list-style-type: none"><li>• <a href="#">Configuring Virtual Router Routing Instances on page 6</a></li></ul> |

## interface (Routing Options)

|                            |                                                                                                                                                                                                                                                                                                                                         |
|----------------------------|-----------------------------------------------------------------------------------------------------------------------------------------------------------------------------------------------------------------------------------------------------------------------------------------------------------------------------------------|
| <b>Syntax</b>              | <pre>interface <i>interface-names</i> {     maximum-bandwidth <i>bps</i>;     no-qos-adjust;     reverse-oif-mapping {         no-qos-adjust;     }     subscriber-leave-timer <i>seconds</i>; }</pre>                                                                                                                                  |
| <b>Hierarchy Level</b>     | <pre>[edit logical-systems <i>logical-system-name</i> routing-instances <i>routing-instance-name</i>   routing-options multicast], [edit logical-systems <i>logical-system-name</i> routing-options multicast], [edit routing-instances <i>routing-instance-name</i> routing-options multicast], [edit routing-options multicast]</pre> |
| <b>Release Information</b> | <p>Statement introduced in Junos OS Release 8.3.</p> <p>Statement introduced in Junos OS Release 9.0 for EX Series switches.</p> <p>Statement introduced in Junos OS Release 11.3 for the QFX Series.</p> <p>Statement introduced in Junos OS Release 14.1X53-D20 for the OCX Series.</p>                                               |
| <b>Description</b>         | Enable multicast traffic on an interface.                                                                                                                                                                                                                                                                                               |



**TIP:** You cannot enable multicast traffic on an interface by using the `routing-options multicast interface` statement and configure PIM on the interface.

|                                 |                                                                                                                                                                                  |
|---------------------------------|----------------------------------------------------------------------------------------------------------------------------------------------------------------------------------|
| <b>Options</b>                  | <p><i>interface-name</i>—Names of the physical or logical interface.</p> <p>The remaining statements are explained separately.</p>                                               |
| <b>Required Privilege Level</b> | <p>routing—To view this statement in the configuration.</p> <p>routing-control—To add this statement to the configuration.</p>                                                   |
| <b>Related Documentation</b>    | <ul style="list-style-type: none"> <li>• <i>Example: Defining Interface Bandwidth Maximums</i></li> <li>• <i>Example: Configuring Multicast with Subscriber VLANs</i></li> </ul> |

## interface-routes

**Syntax**

```
interface-routes {
 family (inet | inet6) {
 export {
 lan;
 point-to-point;
 }
 }
 rib-group group-name;
}
```

**Hierarchy Level** [edit logical-systems *logical-system-name* routing-instances *routing-instance-name* routing-options],  
[edit logical-systems *logical-system-name* routing-options],  
[edit routing-instances *routing-instance-name* routing-options],  
[edit routing-options]

**Release Information** Statement introduced before Junos OS Release 7.4.  
Statement introduced in Junos OS Release 9.0 for EX Series switches.  
Statement introduced in Junos OS Release 11.3 for the QFX Series.  
Statement introduced in Junos OS Release 14.1X53-D20 for the OCX Series.



**NOTE:** On EX Series switches, only dynamically learned routes can be imported from one routing table group to another.

**Description** Associate a routing table group with the routing device's interfaces, and specify routing table groups into which interface routes are imported.

By default, IPv4 interface routes (also called direct routes) are imported into routing table **inet.0**, and IPv6 interface routes are imported into routing table **inet6.0**. If you are configuring alternate routing tables for use by some routing protocols, it might be necessary to import the interface routes into the alternate routing tables. To define the routing tables into which interface routes are imported, you create a routing table group and associate it with the routing device's interfaces.

To create the routing table groups, include the **passive** statement at the **[edit routing-options]** hierarchy level.

If you have configured a routing table, configure the OSPF primary instance at the **[edit protocols ospf]** hierarchy level with the statements needed for your network so that routes are installed in **inet.0** and in the forwarding table. Make sure to include the routing table group.

To export local routes, include the **export** statement.

To export LAN routes, include the **lan** option. To export point-to-point routes, include the **point-to-point** option.

Only local routes on point-to-point interfaces configured with a destination address are exportable.

- Options**
- inet**—Specify the IPv4 address family.
  - inet6**—Specify the IPv6 address family.
  - lan**—Export LAN routes.
  - point-to-point**—Export point-to-point routes.

The remaining statements are explained separately. See [CLI Explorer](#).

- Required Privilege Level**
- routing—To view this statement in the configuration.
  - routing-control—To add this statement to the configuration.

- Related Documentation**
- *Example: Importing Direct and Static Routes Into a Routing Instance*
  - *Example: Configuring Multiple Routing Instances of OSPF*
  - *passive*

## local-address (Routing Options)

**Syntax** `local-address address;`

**Hierarchy Level**

```
[edit logical-systems logical-system-name routing-instances routing-instance-name
 routing-options multicast backup-pe-group group-name],
[edit logical-systems logical-system-name routing-options multicast backup-pe-group
 group-name],
[edit routing-instances routing-instance-name routing-options multicast backup-pe-group
 group-name],
[edit routing-options multicast backup-pe-group group-name]
```

**Release Information**

Statement introduced in Junos OS Release 9.0.  
 Statement introduced in Junos OS Release 9.0 for EX Series switches.  
 Statement introduced in Junos OS Release 11.3 for the QFX Series.  
 Statement added to the multicast hierarchy in Junos OS Release 13.2.

**Description** Configure the address of the local PE for ingress PE redundancy when point-to-multipoint LSPs are used for multicast distribution.

**Options** **address**—Address of local PEs in the backup group.

**Required Privilege Level**

- routing—To view this statement in the configuration.
- routing-control—To add this statement to the configuration.

- Related Documentation**
- *Example: Configuring Ingress PE Redundancy*

## martians

|                            |                                                                                                                                                                                                                                                                                                                                                                                                                                                                                                                                                                                                                                                                                                                                                                                                                                                                                                                                                                                                                                                                                                                                                                                                                                                                                                                                                                                                                             |
|----------------------------|-----------------------------------------------------------------------------------------------------------------------------------------------------------------------------------------------------------------------------------------------------------------------------------------------------------------------------------------------------------------------------------------------------------------------------------------------------------------------------------------------------------------------------------------------------------------------------------------------------------------------------------------------------------------------------------------------------------------------------------------------------------------------------------------------------------------------------------------------------------------------------------------------------------------------------------------------------------------------------------------------------------------------------------------------------------------------------------------------------------------------------------------------------------------------------------------------------------------------------------------------------------------------------------------------------------------------------------------------------------------------------------------------------------------------------|
| <b>Syntax</b>              | <pre>martians {     destination-prefix match-type &lt;allow&gt;; }</pre>                                                                                                                                                                                                                                                                                                                                                                                                                                                                                                                                                                                                                                                                                                                                                                                                                                                                                                                                                                                                                                                                                                                                                                                                                                                                                                                                                    |
| <b>Hierarchy Level</b>     | <p>[edit logical-systems <i>logical-system-name</i> routing-instances <i>routing-instance-name</i> routing-options],</p> <p>[edit logical-systems <i>logical-system-name</i> routing-instances <i>routing-instance-name</i> routing-options <b>rib</b> <i>routing-table-name</i>],</p> <p>[edit logical-systems <i>logical-system-name</i> routing-options],</p> <p>[edit logical-systems <i>logical-system-name</i> routing-options <b>rib</b> <i>routing-table-name</i>],</p> <p>[edit routing-instances <i>routing-instance-name</i> routing-options],</p> <p>[edit routing-instances <i>routing-instance-name</i> routing-options <b>rib</b> <i>routing-table-name</i>],</p> <p>[edit routing-options],</p> <p>[edit routing-options <b>rib</b> <i>routing-table-name</i>]</p>                                                                                                                                                                                                                                                                                                                                                                                                                                                                                                                                                                                                                                          |
| <b>Release Information</b> | <p>Statement introduced before Junos OS Release 7.4.</p> <p>Statement introduced in Junos OS Release 9.0 for EX Series switches.</p> <p>Statement introduced in Junos OS Release 11.3 for the QFX Series.</p> <p>Statement introduced in Junos OS Release 14.1X53-D20 for the OCX Series.</p>                                                                                                                                                                                                                                                                                                                                                                                                                                                                                                                                                                                                                                                                                                                                                                                                                                                                                                                                                                                                                                                                                                                               |
| <b>Description</b>         | Configure martian addresses.                                                                                                                                                                                                                                                                                                                                                                                                                                                                                                                                                                                                                                                                                                                                                                                                                                                                                                                                                                                                                                                                                                                                                                                                                                                                                                                                                                                                |
| <b>Options</b>             | <p><b>allow</b>—(Optional) Explicitly allow a subset of a range of addresses that has been disallowed. The <b>allow</b> option is the only supported action.</p> <p><b>destination-prefix</b>—Destination route you are configuring:</p> <ul style="list-style-type: none"> <li><b>destination-prefix/prefix-length</b>—<b>destination-prefix</b> is the network portion of the IP address, and <b>prefix-length</b> is the destination prefix length.</li> <li><b>default</b>—Default route to use when routing packets do not match a network or host in the routing table. This is equivalent to specifying the IP address <b>0.0.0.0/0</b>.</li> </ul> <p><b>match-type</b>—Criteria that the destination must match:</p> <ul style="list-style-type: none"> <li><b>exact</b>—Exactly match the route's mask length.</li> <li><b>longer</b>—The route's mask length is greater than the specified mask length.</li> <li><b>orlonger</b>—The route's mask length is equal to or greater than the specified mask length.</li> <li><b>through destination-prefix</b>—The route matches the first prefix, the route matches the second prefix for the number of bits in the route, and the number of bits in the route is less than or equal to the number of bits in the second prefix.</li> <li><b>upto prefix-length</b>—The route's mask length falls between the two destination prefix lengths, inclusive.</li> </ul> |



|                                 |                                                                                                                       |
|---------------------------------|-----------------------------------------------------------------------------------------------------------------------|
| <b>Required Privilege Level</b> | routing—To view this statement in the configuration.<br>routing-control—To add this statement to the configuration.   |
| <b>Related Documentation</b>    | <ul style="list-style-type: none"> <li>• <i>Example: Configuring Class E Martian Addresses for Routing</i></li> </ul> |

## maximum-bandwidth (Routing Options)

|                                 |                                                                                                                                                                                                                                                                                                                                                                                                                                                                                                                                                                                                                                                                                                                                                                                                                 |
|---------------------------------|-----------------------------------------------------------------------------------------------------------------------------------------------------------------------------------------------------------------------------------------------------------------------------------------------------------------------------------------------------------------------------------------------------------------------------------------------------------------------------------------------------------------------------------------------------------------------------------------------------------------------------------------------------------------------------------------------------------------------------------------------------------------------------------------------------------------|
| <b>Syntax</b>                   | maximum-bandwidth <i>bps</i> ;                                                                                                                                                                                                                                                                                                                                                                                                                                                                                                                                                                                                                                                                                                                                                                                  |
| <b>Hierarchy Level</b>          | [edit dynamic-profiles <i>profile-name</i> routing-instances <i>instance-name</i> routing-options<br>multicast interface <i>interface-name</i> ],<br>[edit dynamic-profiles <i>profile-name</i> routing-options multicast interface <i>interface-name</i> ]<br>[edit logical-systems <i>logical-system-name</i> routing-instances <i>routing-instance-name</i><br>routing-options multicast <a href="#">interface</a> <i>interface-name</i> ],<br>[edit logical-systems <i>logical-system-name</i> routing-options multicast<br><a href="#">interface</a> <i>interface-name</i> ],<br>[edit routing-instances <i>routing-instance-name</i> routing-options multicast<br><a href="#">interface</a> <i>interface-name</i> ],<br>[edit routing-options multicast <a href="#">interface</a> <i>interface-name</i> ] |
| <b>Release Information</b>      | Statement introduced in Junos OS Release 8.3.<br>Statement introduced in Junos OS Release 9.0 for EX Series switches.<br>Statement introduced in Junos OS Release 11.3 for the QFX Series.<br><b>dynamic-profiles</b> hierarchy level added in Junos OS Release 11.2.<br>Statement introduced in Junos OS Release 14.1X53-D20 for the OCX Series.                                                                                                                                                                                                                                                                                                                                                                                                                                                               |
| <b>Description</b>              | Configure the multicast bandwidth for the interface.                                                                                                                                                                                                                                                                                                                                                                                                                                                                                                                                                                                                                                                                                                                                                            |
| <b>Options</b>                  | <b>bps</b> —Bandwidth rate, in bits per second, for the multicast interface.<br><b>Range:</b> 0 through any amount of bandwidth                                                                                                                                                                                                                                                                                                                                                                                                                                                                                                                                                                                                                                                                                 |
| <b>Required Privilege Level</b> | routing—To view this statement in the configuration.<br>routing-control—To add this statement to the configuration.                                                                                                                                                                                                                                                                                                                                                                                                                                                                                                                                                                                                                                                                                             |
| <b>Related Documentation</b>    | <ul style="list-style-type: none"> <li>• <i>Example: Defining Interface Bandwidth Maximums</i></li> </ul>                                                                                                                                                                                                                                                                                                                                                                                                                                                                                                                                                                                                                                                                                                       |

## maximum-paths

|                            |                                                                                                                                                                                                                                                                                             |
|----------------------------|---------------------------------------------------------------------------------------------------------------------------------------------------------------------------------------------------------------------------------------------------------------------------------------------|
| <b>Syntax</b>              | <code>maximum-paths <i>path-limit</i> &lt;log-interval <i>seconds</i>&gt; &lt;log-only   threshold <i>value</i>&gt;;</code>                                                                                                                                                                 |
| <b>Hierarchy Level</b>     | [edit logical-systems <i>logical-system-name</i> routing-instances <i>routing-instance-name</i> routing-options],<br>[edit logical-systems <i>logical-system-name</i> routing-options],<br>[edit routing-instances <i>routing-instance-name</i> routing-options],<br>[edit routing-options] |
| <b>Release Information</b> | Statement introduced in Junos OS Release 8.0.<br>Statement introduced in Junos OS Release 9.0 for EX Series switches.<br>Statement introduced in Junos OS Release 11.3 for the QFX Series.<br>Statement introduced in Junos OS Release 14.1X53-D20 for the OCX Series.                      |
| <b>Description</b>         | Configure a limit for the number of routes installed in a routing table based upon the route path.                                                                                                                                                                                          |



**NOTE:** The `maximum-paths` statement is similar to the `maximum-prefixes` statement. The `maximum-prefixes` statement limits the number of unique destinations in a routing instance. For example, suppose a routing instance has the following routes:

```
OSPF 10.10.10.0/24
ISIS 10.10.10.0/24
```

These are two routes, but only one destination (prefix). The `maximum-paths` limit applies the total number of routes (two). The `maximum-prefixes` limit applies to the total number of unique prefixes (one).

|                |                                                                                                                                                                                                                                                                                                                                                                                                                                                                                                                                                                                                                                                                                                                                                                                                                                                                                     |
|----------------|-------------------------------------------------------------------------------------------------------------------------------------------------------------------------------------------------------------------------------------------------------------------------------------------------------------------------------------------------------------------------------------------------------------------------------------------------------------------------------------------------------------------------------------------------------------------------------------------------------------------------------------------------------------------------------------------------------------------------------------------------------------------------------------------------------------------------------------------------------------------------------------|
| <b>Options</b> | <p><code>log-interval <i>seconds</i></code>—(Optional) Minimum time interval (in seconds) between log messages.</p> <p><b>Range:</b> 5 through 86,400</p> <p><code>log-only</code>—(Optional) Sets the route limit as an advisory limit. An advisory limit triggers only a warning, and additional routes are not rejected.</p> <p><code><i>path-limit</i></code>—Maximum number of routes. If this limit is reached, a warning is triggered and additional routes are rejected.</p> <p><b>Range:</b> 1 through 4,294,967,295 (<math>2^{32} - 1</math>)</p> <p><b>Default:</b> No default</p> <p><code>threshold <i>value</i></code>—(Optional) Percentage of the maximum number of routes that starts triggering a warning. You can configure a percentage of the <code><i>path-limit</i></code> value that starts triggering the warnings.</p> <p><b>Range:</b> 1 through 100</p> |
|----------------|-------------------------------------------------------------------------------------------------------------------------------------------------------------------------------------------------------------------------------------------------------------------------------------------------------------------------------------------------------------------------------------------------------------------------------------------------------------------------------------------------------------------------------------------------------------------------------------------------------------------------------------------------------------------------------------------------------------------------------------------------------------------------------------------------------------------------------------------------------------------------------------|




**NOTE:** When the number of routes reaches the **threshold** value, routes are still installed into the routing table while warning messages are sent. When the number of routes reaches the *path-limit* value, then additional routes are rejected.

---

|                           |                                                             |
|---------------------------|-------------------------------------------------------------|
| <b>Required Privilege</b> | routing—To view this statement in the configuration.        |
| <b>Level</b>              | routing-control—To add this statement to the configuration. |

|                              |                                                                                                                                             |
|------------------------------|---------------------------------------------------------------------------------------------------------------------------------------------|
| <b>Related Documentation</b> | <ul style="list-style-type: none"><li>• <i>Limiting the Number of Paths and Prefixes Accepted from CE Routers in Layer 3 VPNs</i></li></ul> |
|------------------------------|---------------------------------------------------------------------------------------------------------------------------------------------|

## maximum-prefixes

|                                                                                                                                                                                                                                                                                                                                                                                                                                                                                                                                                                                                                                                                                                        |                                                                                                                                                                                                                                                                                                                                                                                                                                                                                                                                                                  |
|--------------------------------------------------------------------------------------------------------------------------------------------------------------------------------------------------------------------------------------------------------------------------------------------------------------------------------------------------------------------------------------------------------------------------------------------------------------------------------------------------------------------------------------------------------------------------------------------------------------------------------------------------------------------------------------------------------|------------------------------------------------------------------------------------------------------------------------------------------------------------------------------------------------------------------------------------------------------------------------------------------------------------------------------------------------------------------------------------------------------------------------------------------------------------------------------------------------------------------------------------------------------------------|
| <b>Syntax</b>                                                                                                                                                                                                                                                                                                                                                                                                                                                                                                                                                                                                                                                                                          | <code>maximum-prefixes <i>prefix-limit</i> &lt;log-interval <i>seconds</i>&gt; &lt;log-only   threshold <i>percentage</i>&gt;;</code>                                                                                                                                                                                                                                                                                                                                                                                                                            |
| <b>Hierarchy Level</b>                                                                                                                                                                                                                                                                                                                                                                                                                                                                                                                                                                                                                                                                                 | <p>[edit logical-systems <i>logical-system-name</i> routing-instances <i>routing-instance-name</i> routing-options],</p> <p>[edit logical-systems <i>logical-system-name</i> routing-options],</p> <p>[edit routing-instances <i>routing-instance-name</i> routing-options],</p> <p>[edit routing-options]</p>                                                                                                                                                                                                                                                   |
| <b>Release Information</b>                                                                                                                                                                                                                                                                                                                                                                                                                                                                                                                                                                                                                                                                             | <p>Statement introduced in Junos OS Release 8.0.</p> <p>Statement introduced in Junos OS Release 9.0 for EX Series switches.</p> <p>Statement introduced in Junos OS Release 11.3 for the QFX Series.</p> <p>Statement introduced in Junos OS Release 14.1X53-D20 for the OCX Series.</p>                                                                                                                                                                                                                                                                        |
| <b>Description</b>                                                                                                                                                                                                                                                                                                                                                                                                                                                                                                                                                                                                                                                                                     | <p>Configure a limit for the number of routes installed in a routing table based upon the route prefix.</p> <p>Using a prefix limit, you can curtail the number of prefixes received from a CE router in a VPN. Prefix limits apply only to dynamic routing protocols and are not applicable to static or interface routes.</p>                                                                                                                                                                                                                                  |
| <div>  <p><b>NOTE:</b> The <code>maximum-prefixes</code> statement is similar to the <code>maximum-paths</code> statement. The <code>maximum-prefixes</code> statement limits the number of unique destinations in a routing instance. For example, suppose a routing instance has the following routes:</p> <pre> OSPF 10.10.10.0/24 ISIS 10.10.10.0/24 </pre> <p>These are two routes, but only one destination (prefix). The <code>maximum-paths</code> limit applies the total number of routes (two). The <code>maximum-prefixes</code> limit applies to the total number of unique prefixes (one).</p> </div> |                                                                                                                                                                                                                                                                                                                                                                                                                                                                                                                                                                  |
| <b>Options</b>                                                                                                                                                                                                                                                                                                                                                                                                                                                                                                                                                                                                                                                                                         | <p><b>log-interval <i>seconds</i></b>—(Optional) Minimum time interval (in seconds) between log messages.</p> <p><b>Range:</b> 5 through 86,400</p> <p><b>log-only</b>—(Optional) Sets the prefix limit as an advisory limit. An advisory limit triggers only a warning, and additional routes are not rejected.</p> <p><b><i>prefix-limit</i></b>—Maximum number of route prefixes. If this limit is reached, a warning is triggered and any additional routes are rejected.</p> <p><b>Range:</b> 1 through 4,294,967,295</p> <p><b>Default:</b> No default</p> |

**threshold value**—(Optional) Percentage of the maximum number of prefixes that starts triggering a warning. You can configure a percentage of the **prefix-limit** value that starts triggering the warnings.

**Range:** 1 through 100



**NOTE:** When the number of routes reaches the threshold value, routes are still installed into the routing table while warning messages are sent. When the number of routes reaches the **prefix-limit** value, then additional routes are rejected.

**Required Privilege Level** routing—To view this statement in the configuration.  
routing-control—To add this statement to the configuration.

**Related Documentation**

- *Limiting the Number of Paths and Prefixes Accepted from CE Routers in Layer 3 VPNs*

## med-igp-update-interval

**Syntax** med-igp-update-interval *minutes*;

**Hierarchy Level** [edit routing-options]

**Release Information** Statement introduced in Junos OS Release 9.0  
Statement introduced in Junos OS Release 9.0 for EX Series switches.  
Statement introduced in Junos OS Release 11.3 for the QFX Series.  
Statement introduced in Junos OS Release 14.1X53-D20 for the OCX Series.

**Description** Configure a timer for how long to delay updates for the multiple exit discriminator (MED) path attribute for BGP groups and peers configured with the **metric-out igp offset delay-med-update** statement. The timer delays MED updates for the interval configured unless the MED is lower than the previously advertised attribute or another attribute associated with the route has changed or if the BGP peer is responding to a refresh route request.

**Options** **minutes**—Interval to delay MED updates.  
**Range:** 10 through 600  
**Default:** 10 minutes

**Required Privilege Level** routing—To view this statement in the configuration.  
routing-control—To add this statement to the configuration.

**Related Documentation**

- *Example: Associating the MED Path Attribute with the IGP Metric and Delaying MED Updates*
- *metric-out*

## metric (Aggregate, Generated, or Static Route)

|                                 |                                                                                                                                                                                                                                                                                                                                                                                                                                          |
|---------------------------------|------------------------------------------------------------------------------------------------------------------------------------------------------------------------------------------------------------------------------------------------------------------------------------------------------------------------------------------------------------------------------------------------------------------------------------------|
| <b>Syntax</b>                   | (metric   metric2   metric3   metric4) <i>metric</i> <type <i>type</i> >;                                                                                                                                                                                                                                                                                                                                                                |
| <b>Hierarchy Level</b>          | [edit logical-systems <i>logical-system-name</i> routing-options ( <a href="#">aggregate</a>   <a href="#">generate</a>   static) (defaults   route)],<br>[edit routing-options ( <a href="#">aggregate</a>   <a href="#">generate</a>   static) (defaults   route)]                                                                                                                                                                     |
| <b>Release Information</b>      | Statement introduced before Junos OS Release 7.4.<br>Statement introduced in Junos OS Release 9.0 for EX Series switches.<br>Statement introduced in Junos OS Release 11.3 for the QFX Series.<br>Statement introduced in Junos OS Release 12.3 for ACX Series routers.<br>Statement introduced in Junos OS Release 14.1X53-D20 for the OCX Series.                                                                                      |
| <b>Description</b>              | Specify the metric value for an aggregate, generated, or static route. You can specify up to four metric values, starting with <b>metric</b> (for the first metric value) and continuing with <b>metric2</b> , <b>metric3</b> , and <b>metric4</b> .                                                                                                                                                                                     |
| <b>Options</b>                  | <i>metric</i> —Metric value.<br><b>Range:</b> 0 through 4,294,967,295 ( $2^{32} - 1$ )<br><br><i>type type</i> —(Optional) Type of route.<br><br>When routes are exported to OSPF, type 1 routes are advertised in type 1 externals, and routes of any other type are advertised in type 2 externals. Note that if a qualified-next-hop metric value is configured, this value overrides the route metric.<br><b>Range:</b> 1 through 16 |
| <b>Required Privilege Level</b> | routing—To view this statement in the configuration.<br>routing-control—To add this statement to the configuration.                                                                                                                                                                                                                                                                                                                      |
| <b>Related Documentation</b>    | <ul style="list-style-type: none"> <li>• <a href="#">aggregate on page 44</a></li> <li>• <a href="#">generate on page 81</a></li> <li>• <i>static</i></li> <li>• <i>Example: Conditionally Generating Static Routes</i></li> <li>• <i>Example: Summarizing Static Routes Through Route Aggregation</i></li> <li>• <i>Understanding Route Aggregation</i></li> </ul>                                                                      |

## multicast (Routing Options)

```
Syntax multicast {
 forwarding-cache {
 threshold suppress value <reuse value>;
 }
 interface interface-name {
 enable;
 }
 local-address address
 scope scope-name {
 interface [interface-names];
 prefix destination-prefix;
 }
 ssm-groups {
 address;
 }
 }
```

**Hierarchy Level** [edit logical-systems *logical-system-name* routing-instances *routing-instance-name* routing-options],  
[edit logical-systems *logical-system-name* routing-options],  
[edit routing-instances *routing-instance-name* routing-options],  
[edit routing-options]

**Release Information** Statement introduced before Junos OS Release 7.4.  
Statement introduced in Junos OS Release 9.0 for EX Series switches.  
Statement introduced in Junos OS Release 11.3 for the QFX Series.  
Statement introduced in Junos OS Release 12.3 for ACX Series routers.

**Description** Configure generic multicast properties.



**NOTE:** You cannot apply a scoping policy to a specific routing instance. All scoping policies are applied to all routing instances. However, you can apply the `scope` statement to a specific routing instance.

The remaining statements are explained separately.

**Required Privilege Level** routing—To view this statement in the configuration.  
routing-control—To add this statement to the configuration.

**Related Documentation**


- *Examples: Configuring Administrative Scoping*
- *Example: Configuring Source-Specific Multicast Groups with Any-Source Override*
- *Examples: Configuring the Multicast Forwarding Cache*
- *Multicast Protocols Feature Guide for Routing Devices*
- ([indirect-next-hop on page 87](#) | no-indirect-next-hop)

## no-qos-adjust

|                                 |                                                                                                                                                                                                                                                                                                                                                                                                                                                                                                                                                                                                                                                                                                                                                                                                                                                                                                                                                                                                                                                                                                                                                    |
|---------------------------------|----------------------------------------------------------------------------------------------------------------------------------------------------------------------------------------------------------------------------------------------------------------------------------------------------------------------------------------------------------------------------------------------------------------------------------------------------------------------------------------------------------------------------------------------------------------------------------------------------------------------------------------------------------------------------------------------------------------------------------------------------------------------------------------------------------------------------------------------------------------------------------------------------------------------------------------------------------------------------------------------------------------------------------------------------------------------------------------------------------------------------------------------------|
| <b>Syntax</b>                   | no-qos-adjust;                                                                                                                                                                                                                                                                                                                                                                                                                                                                                                                                                                                                                                                                                                                                                                                                                                                                                                                                                                                                                                                                                                                                     |
| <b>Hierarchy Level</b>          | <p>[edit logical-systems <i>logical-system-name</i> routing-instances <i>routing-instance-name</i> routing-options multicast <b>interface</b> <i>interface-name</i>],</p> <p>[edit logical-systems <i>logical-system-name</i> routing-instances <i>routing-instance-name</i> routing-options multicast <b>interface</b> <i>interface-name</i> <b>reverse-oif-mapping</b>],</p> <p>[edit logical-systems <i>logical-system-name</i> routing-options multicast <b>interface</b> <i>interface-name</i>],</p> <p>[edit logical-systems <i>logical-system-name</i> routing-options multicast <b>interface</b> <i>interface-name</i> <b>reverse-oif-mapping</b>],</p> <p>[edit routing-instances <i>routing-instance-name</i> routing-options multicast <b>interface</b> <i>interface-name</i>],</p> <p>[edit routing-instances <i>routing-instance-name</i> routing-options multicast <b>interface</b> <i>interface-name</i> <b>reverse-oif-mapping</b>],</p> <p>[edit routing-options multicast <b>interface</b> <i>interface-name</i>],</p> <p>[edit routing-options multicast <b>interface</b> <i>interface-name</i> <b>reverse-oif-mapping</b>]</p> |
| <b>Release Information</b>      | <p>Statement introduced in Junos OS Release 9.5.</p> <p>Statement introduced in Junos OS Release 9.5 for EX Series switches.</p> <p>Statement added to [edit routing-instances <i>routing-instance-name</i> routing-options multicast interface <i>interface-name</i>], [edit logical-systems <i>logical-system-name</i> routing-instances <i>routing-instance-name</i> routing-options multicast interface <i>interface-name</i>], and [edit routing-options multicast interface <i>interface-name</i>] hierarchy levels in Junos OS Release 9.6.</p> <p>Statement introduced in Junos OS Release 11.3 for the QFX Series.</p> <p>Statement introduced in Junos OS Release 12.3 for ACX Series routers.</p> <p>Statement introduced in Junos OS Release 14.1X53-D20 for the OCX Series.</p>                                                                                                                                                                                                                                                                                                                                                       |
| <b>Description</b>              | Disable hierarchical bandwidth adjustment for all subscriber interfaces that are identified by their MLD or IGMP request from a specific multicast interface.                                                                                                                                                                                                                                                                                                                                                                                                                                                                                                                                                                                                                                                                                                                                                                                                                                                                                                                                                                                      |
| <b>Required Privilege Level</b> | <p>routing—To view this statement in the configuration.</p> <p>routing-control—To add this statement to the configuration.</p>                                                                                                                                                                                                                                                                                                                                                                                                                                                                                                                                                                                                                                                                                                                                                                                                                                                                                                                                                                                                                     |



## nsr-phantom-holdtime

|                                                                                                                                                                                                                                          |                                                                                                                                                                                                                                                                                                                                                                                                                                                                                                                                                                                                                                                              |
|------------------------------------------------------------------------------------------------------------------------------------------------------------------------------------------------------------------------------------------|--------------------------------------------------------------------------------------------------------------------------------------------------------------------------------------------------------------------------------------------------------------------------------------------------------------------------------------------------------------------------------------------------------------------------------------------------------------------------------------------------------------------------------------------------------------------------------------------------------------------------------------------------------------|
| <b>Syntax</b>                                                                                                                                                                                                                            | <code>nsr-phantom-holdtime seconds;</code>                                                                                                                                                                                                                                                                                                                                                                                                                                                                                                                                                                                                                   |
| <b>Hierarchy Level</b>                                                                                                                                                                                                                   | [edit routing-options]                                                                                                                                                                                                                                                                                                                                                                                                                                                                                                                                                                                                                                       |
| <b>Release Information</b>                                                                                                                                                                                                               | Statement introduced in Junos OS Release 15.1x53-D60 for QFX10000 switches.                                                                                                                                                                                                                                                                                                                                                                                                                                                                                                                                                                                  |
| <b>Description</b>                                                                                                                                                                                                                       | <p>Specify to hold phantom IP addresses, that is, prevent these routes from being added to routing tables, for a specified period of time. During this hold-time interval, these routes are maintained in the kernel. After the hold time expires, the routes are added to the routing tables.</p> <p>We strongly recommend that you configure this statement before you perform a graceful Routing Engine switchover (GRES) when nonstop routing (NSR) is enabled. Doing so prevents traffic loss because routes are added to the routing tables after the hold-time interval expires, but before they are deleted from the kernel during a switchover.</p> |
| <b>Options</b>                                                                                                                                                                                                                           | <p><b>seconds</b>—Specify the interval of time to prevent phantom IP addresses from being added to the routing tables. After this interval expires, the routes are added to the routing tables.</p>                                                                                                                                                                                                                                                                                                                                                                                                                                                          |
| <div>  <p><b>BEST PRACTICE:</b> In an EVPN/VXLAN environment with NSR and GRES enabled, the recommended hold-time value is 300 (5 minutes)</p> </div> |                                                                                                                                                                                                                                                                                                                                                                                                                                                                                                                                                                                                                                                              |
| <b>Range:</b> 0 through 10000                                                                                                                                                                                                            |                                                                                                                                                                                                                                                                                                                                                                                                                                                                                                                                                                                                                                                              |
| <b>Required Privilege Level</b>                                                                                                                                                                                                          | <p>routing—To view this statement in the configuration.</p> <p>routing-control—To add this statement to the configuration.</p>                                                                                                                                                                                                                                                                                                                                                                                                                                                                                                                               |
| <b>Related Documentation</b>                                                                                                                                                                                                             | <ul style="list-style-type: none"> <li>• <i>Understanding Graceful Routing Engine Switchover</i></li> <li>• <i>Preventing Traffic Loss in an EVPN/VXLAN Environment With GRES and NSR</i></li> <li>• <i>Example: Configuring Nonstop Active Routing on Switches</i></li> </ul>                                                                                                                                                                                                                                                                                                                                                                               |

## options (Routing Options)

|                                 |                                                                                                                                                                                                                                                                                                                                                                                                                                                                                                                                                                                                                                                                                                                                                                                                                                                                              |
|---------------------------------|------------------------------------------------------------------------------------------------------------------------------------------------------------------------------------------------------------------------------------------------------------------------------------------------------------------------------------------------------------------------------------------------------------------------------------------------------------------------------------------------------------------------------------------------------------------------------------------------------------------------------------------------------------------------------------------------------------------------------------------------------------------------------------------------------------------------------------------------------------------------------|
| <b>Syntax</b>                   | <pre>options {   syslog (level <i>level</i>   upto level <i>level</i>); }</pre>                                                                                                                                                                                                                                                                                                                                                                                                                                                                                                                                                                                                                                                                                                                                                                                              |
| <b>Hierarchy Level</b>          | <p>[edit logical-systems <i>logical-system-name</i> routing-instances <i>routing-instance-name</i> routing-options],</p> <p>[edit logical-systems <i>logical-system-name</i> routing-options],</p> <p>[edit routing-instances <i>routing-instance-name</i> routing-options],</p> <p>[edit routing-options]</p>                                                                                                                                                                                                                                                                                                                                                                                                                                                                                                                                                               |
| <b>Release Information</b>      | <p>Statement introduced before Junos OS Release 7.4.</p> <p>Statement introduced in Junos OS Release 9.0 for EX Series switches.</p> <p>Statement introduced in Junos OS Release 11.3 for the QFX Series.</p> <p>Statement introduced in Junos OS Release 12.3 for ACX Series routers.</p> <p>Statement introduced in Junos OS Release 14.1X53-D20 for the OCX Series.</p>                                                                                                                                                                                                                                                                                                                                                                                                                                                                                                   |
| <b>Description</b>              | <p>Configure the types of system logging messages sent about the routing protocols process to the system message logging file. These messages are also displayed on the system console. You can log messages at a particular level, or up to and including a particular level.</p>                                                                                                                                                                                                                                                                                                                                                                                                                                                                                                                                                                                           |
| <b>Options</b>                  | <p><b>level <i>level</i></b>—Severity of the message. It can be one or more of the following levels, in order of decreasing urgency:</p> <ul style="list-style-type: none"> <li>• <b>alert</b>—Conditions that should be corrected immediately, such as a corrupted system database.</li> <li>• <b>critical</b>—Critical conditions, such as hard drive errors.</li> <li>• <b>debug</b>—Software debugging messages.</li> <li>• <b>emergency</b>—Panic or other conditions that cause the system to become unusable.</li> <li>• <b>error</b>—Standard error conditions.</li> <li>• <b>info</b>—Informational messages.</li> <li>• <b>notice</b>—Conditions that are not error conditions, but might warrant special handling.</li> <li>• <b>warning</b>—System warning messages.</li> </ul> <p><b>upto level <i>level</i></b>—Log all messages up to a particular level.</p> |
| <b>Required Privilege Level</b> | <p>routing—To view this statement in the configuration.</p> <p>routing-control—To add this statement to the configuration.</p>                                                                                                                                                                                                                                                                                                                                                                                                                                                                                                                                                                                                                                                                                                                                               |
| <b>Related Documentation</b>    | <ul style="list-style-type: none"> <li>• <b>syslog</b> in the <i>Junos OS Administration Library for Routing Devices</i></li> </ul>                                                                                                                                                                                                                                                                                                                                                                                                                                                                                                                                                                                                                                                                                                                                          |

## pim-to-igmp-proxy

---

|                                 |                                                                                                                                                                                                                                                                                                                                                                                                                                                                                                                                                                                                                                                                                     |
|---------------------------------|-------------------------------------------------------------------------------------------------------------------------------------------------------------------------------------------------------------------------------------------------------------------------------------------------------------------------------------------------------------------------------------------------------------------------------------------------------------------------------------------------------------------------------------------------------------------------------------------------------------------------------------------------------------------------------------|
| <b>Syntax</b>                   | <code>pim-to-igmp-proxy {<br/>    upstream-interface [ interface-names ];<br/>}</code>                                                                                                                                                                                                                                                                                                                                                                                                                                                                                                                                                                                              |
| <b>Hierarchy Level</b>          | [edit logical-systems <i>logical-system-name</i> routing-instances <i>routing-instance-name</i> routing-options multicast],<br>[edit logical-systems <i>logical-system-name</i> routing-options multicast],<br>[edit routing-instances <i>routing-instance-name</i> routing-options multicast],<br>[edit routing-options multicast]                                                                                                                                                                                                                                                                                                                                                 |
| <b>Release Information</b>      | Statement introduced in Junos OS Release 9.6.<br>Statement introduced in Junos OS Release 9.6 for EX Series switches.<br>Statement introduced in Junos OS Release 11.3 for the QFX Series.<br>Statement introduced in Junos OS Release 12.3 for ACX Series routers.<br>Statement introduced in Junos OS Release 14.1X53-D20 for the OCX Series.                                                                                                                                                                                                                                                                                                                                     |
| <b>Description</b>              | <p>Configure the rendezvous point (RP) routing device that resides between a customer edge-facing Protocol Independent Multicast (PIM) domain and a core-facing PIM domain to translate PIM join or prune messages into corresponding Internet Group Management Protocol (IGMP) report or leave messages. The routing device then transmits the report or leave messages by proxying them to one or two upstream interfaces that you configure on the RP routing device. Including the <b>pim-to-igmp-proxy</b> statement enables you to use IGMP to forward IPv4 multicast traffic across the PIM sparse mode domains.</p> <p>The remaining statement is explained separately.</p> |
| <b>Required Privilege Level</b> | routing—To view this statement in the configuration.<br>routing-control—To add this statement to the configuration.                                                                                                                                                                                                                                                                                                                                                                                                                                                                                                                                                                 |
| <b>Related Documentation</b>    | <ul style="list-style-type: none"> <li>Configuring PIM-to-IGMP Message Translation</li> </ul>                                                                                                                                                                                                                                                                                                                                                                                                                                                                                                                                                                                       |

## pim-to-mld-proxy

---

|                                 |                                                                                                                                                                                                                                                                                                                                                                                                                                                                                                                                                                                                                                                                            |
|---------------------------------|----------------------------------------------------------------------------------------------------------------------------------------------------------------------------------------------------------------------------------------------------------------------------------------------------------------------------------------------------------------------------------------------------------------------------------------------------------------------------------------------------------------------------------------------------------------------------------------------------------------------------------------------------------------------------|
| <b>Syntax</b>                   | <pre>pim-to-mld-proxy {<br/>    upstream-interface [ interface-names ];<br/>}</pre>                                                                                                                                                                                                                                                                                                                                                                                                                                                                                                                                                                                        |
| <b>Hierarchy Level</b>          | [edit logical-systems <i>logical-system-name</i> routing-instances <i>routing-instance-name</i> routing-options multicast],<br>[edit logical-systems <i>logical-system-name</i> routing-options multicast],<br>[edit routing-instances <i>routing-instance-name</i> routing-options multicast],<br>[edit routing-options multicast]                                                                                                                                                                                                                                                                                                                                        |
| <b>Release Information</b>      | Statement introduced in Junos OS Release 9.6.<br>Statement introduced in Junos OS Release 9.6 for EX Series switches.<br>Statement introduced in Junos OS Release 12.3 for ACX Series routers.                                                                                                                                                                                                                                                                                                                                                                                                                                                                             |
| <b>Description</b>              | <p>Configure the rendezvous point (RP) routing device that resides between a customer edge-facing Protocol Independent Multicast (PIM) domain and a core-facing PIM domain to translate PIM join or prune messages into corresponding Multicast Listener Discovery (MLD) report or leave messages. The routing device then transmits the report or leave messages by proxying them to one or two upstream interfaces that you configure on the RP routing device. Including the <b>pim-to-mld-proxy</b> statement enables you to use MLD to forward IPv6 multicast traffic across the PIM sparse mode domains.</p> <p>The remaining statement is explained separately.</p> |
| <b>Required Privilege Level</b> | routing—To view this statement in the configuration.<br>routing-control—To add this statement to the configuration.                                                                                                                                                                                                                                                                                                                                                                                                                                                                                                                                                        |
| <b>Related Documentation</b>    | <ul style="list-style-type: none"><li>• <i>Configuring PIM-to-MLD Message Translation</i></li></ul>                                                                                                                                                                                                                                                                                                                                                                                                                                                                                                                                                                        |

## policy (Aggregate and Generated Routes)

|                            |                                                                                                                                                                                                                                                                                                                                                                                                                                                                                                                                                                                                                                                                                                                                                                                                                                                                                                                                                                                                                                                                                                                                                                                                                                                                                                                                                                                                                                                                                                                                                                                                                                                                                                                                                                                               |
|----------------------------|-----------------------------------------------------------------------------------------------------------------------------------------------------------------------------------------------------------------------------------------------------------------------------------------------------------------------------------------------------------------------------------------------------------------------------------------------------------------------------------------------------------------------------------------------------------------------------------------------------------------------------------------------------------------------------------------------------------------------------------------------------------------------------------------------------------------------------------------------------------------------------------------------------------------------------------------------------------------------------------------------------------------------------------------------------------------------------------------------------------------------------------------------------------------------------------------------------------------------------------------------------------------------------------------------------------------------------------------------------------------------------------------------------------------------------------------------------------------------------------------------------------------------------------------------------------------------------------------------------------------------------------------------------------------------------------------------------------------------------------------------------------------------------------------------|
| <b>Syntax</b>              | <code>policy <i>policy-name</i>;</code>                                                                                                                                                                                                                                                                                                                                                                                                                                                                                                                                                                                                                                                                                                                                                                                                                                                                                                                                                                                                                                                                                                                                                                                                                                                                                                                                                                                                                                                                                                                                                                                                                                                                                                                                                       |
| <b>Hierarchy Level</b>     | <p>[edit logical-systems <i>logical-system-name</i> routing-instances <i>routing-instance-name</i> routing-options (<b>aggregate</b>   <b>generate</b>) (defaults   route)],</p> <p>[edit logical-systems <i>logical-system-name</i> routing-instances <i>routing-instance-name</i> routing-options rib <i>routing-table-name</i> (<b>aggregate</b>   <b>generate</b>) (defaults   route)],</p> <p>[edit logical-systems <i>logical-system-name</i> routing-options (<b>aggregate</b>   <b>generate</b>) (defaults   route)],</p> <p>[edit logical-systems <i>logical-system-name</i> routing-options rib <i>routing-table-name</i> (<b>aggregate</b>   <b>generate</b>) (defaults   route)],</p> <p>[edit routing-instances <i>routing-instance-name</i> routing-options (<b>aggregate</b>   <b>generate</b>) (defaults   route)],</p> <p>[edit routing-instances <i>routing-instance-name</i> routing-options rib <i>routing-table-name</i> (<b>aggregate</b>   <b>generate</b>) (defaults   route)],</p> <p>[edit routing-options (<b>aggregate</b>   <b>generate</b>) (defaults   route)],</p> <p>[edit routing-options rib <i>routing-table-name</i> (<b>aggregate</b>   <b>generate</b>) (defaults   route)]</p>                                                                                                                                                                                                                                                                                                                                                                                                                                                                                                                                                                        |
| <b>Release Information</b> | <p>Statement introduced before Junos OS Release 7.4.</p> <p>Statement introduced in Junos OS Release 9.0 for EX Series switches.</p> <p>Statement introduced in Junos OS Release 11.3 for the QFX Series.</p> <p>Statement introduced in Junos OS Release 12.3 for ACX Series routers.</p> <p>Statement introduced in Junos OS Release 14.1X53-D20 for the OCX Series.</p>                                                                                                                                                                                                                                                                                                                                                                                                                                                                                                                                                                                                                                                                                                                                                                                                                                                                                                                                                                                                                                                                                                                                                                                                                                                                                                                                                                                                                    |
| <b>Description</b>         | <p>Associate a routing policy when configuring an aggregate or generated route's destination prefix in the <b>routes</b> part of the <b>aggregate</b> or <b>generate</b> statement. This provides the equivalent of an import routing policy filter for the destination prefix. That is, each potential contributor to an aggregate route, along with any aggregate options, is passed through the policy filter. The policy then can accept or reject the route as a contributor to the aggregate route.</p> <p>If the contributor is accepted, the policy can modify the default preferences. The contributor with the numerically smallest prefix becomes the most preferred, or <i>primary</i>, contributor. A rejected contributor still can contribute to a less specific aggregate route. If you do not specify a policy filter, all candidate routes contribute to an aggregate route.</p> <p>The following algorithm is used to compare two generated contributing routes in order to determine which one is the primary or preferred contributor:</p> <ol style="list-style-type: none"> <li>1. Compare the protocol's <b>preference</b> of the contributing routes. The lower the preference, the better the route. This is similar to the comparison that is done while determining the best route for the routing table.</li> <li>2. Compare the protocol's <b>preference2</b> of the contributing routes. The lower <b>preference2</b> value is better. If only one route has <b>preference2</b>, then this route is preferred.</li> <li>3. The preference values are the same. Proceed with a numerical comparison of the prefixes' values. <ol style="list-style-type: none"> <li>a. The primary contributor is the numerically smallest prefix value.</li> </ol> </li> </ol> |

- b. If the two prefixes are numerically equal, the primary contributor is the route that has the smallest prefix length value.

At this point, the two routes are the same. The primary contributor does not change. An additional next hop is available for the existing primary contributor.

A rejected contributor still can contribute to less specific generated route. If you do not specify a policy filter, all candidate routes contribute to a generated route.

|                                 |                                                                                                                                                                                                                                                                                     |
|---------------------------------|-------------------------------------------------------------------------------------------------------------------------------------------------------------------------------------------------------------------------------------------------------------------------------------|
| <b>Options</b>                  | <i>policy-name</i> —Name of a routing policy.                                                                                                                                                                                                                                       |
| <b>Required Privilege Level</b> | routing—To view this statement in the configuration.<br>routing-control—To add this statement to the configuration.                                                                                                                                                                 |
| <b>Related Documentation</b>    | <ul style="list-style-type: none"><li>• <i>Example: Summarizing Static Routes Through Route Aggregation</i></li><li>• <i>Example: Conditionally Generating Static Routes</i></li><li>• <a href="#">aggregate on page 44</a></li><li>• <a href="#">generate on page 81</a></li></ul> |

---

## policy (Flow Maps)

---

|                                 |                                                                                                                                                                                                                                                                                                                                                                                                                                                                                                                                 |
|---------------------------------|---------------------------------------------------------------------------------------------------------------------------------------------------------------------------------------------------------------------------------------------------------------------------------------------------------------------------------------------------------------------------------------------------------------------------------------------------------------------------------------------------------------------------------|
| <b>Syntax</b>                   | <code>policy [ <i>policy-names</i> ];</code>                                                                                                                                                                                                                                                                                                                                                                                                                                                                                    |
| <b>Hierarchy Level</b>          | [edit logical-systems <i>logical-system-name</i> routing-instances <i>routing-instance-name</i> routing-options multicast <a href="#">flow-map</a> <i>flow-map-name</i> ],<br>[edit logical-systems <i>logical-system-name</i> routing-options multicast <a href="#">flow-map</a> <i>flow-map-name</i> ],<br>[edit routing-instances <i>routing-instance-name</i> routing-options multicast <a href="#">flow-map</a> <i>flow-map-name</i> ],<br>[edit routing-options multicast <a href="#">flow-map</a> <i>flow-map-name</i> ] |
| <b>Release Information</b>      | Statement introduced in Junos OS Release 8.2.<br>Statement introduced in Junos OS Release 11.3 for the QFX Series.<br>Statement introduced in Junos OS Release 12.3 for ACX Series routers.<br>Statement introduced in Junos OS Release 14.1X53-D20 for the OCX Series.                                                                                                                                                                                                                                                         |
| <b>Description</b>              | Configure a flow map policy.                                                                                                                                                                                                                                                                                                                                                                                                                                                                                                    |
| <b>Options</b>                  | <i>policy-names</i> —Name of one or more policies for flow mapping.                                                                                                                                                                                                                                                                                                                                                                                                                                                             |
| <b>Required Privilege Level</b> | routing—To view this statement in the configuration.                                                                                                                                                                                                                                                                                                                                                                                                                                                                            |

## policy-options

```
Syntax policy-options
 application-maps application-map-name {
 application application-name {
 code-points [aliases] [bit-patterns];
 }
 }
 policy-statement policy-name {
 term term-name {
 from {
 family family-name;
 match-conditions;
 policy subroutine-policy-name;
 prefix-list prefix-list-name;
 prefix-list-filter prefix-list-name match-type <actions>;
 route-filter destination-prefix match-type <actions>;
 source-address-filter source-prefix match-type <actions>;
 }
 to {
 match-conditions;
 policy subroutine-policy-name;
 }
 then actions;
 }
 }
```

**Hierarchy Level** [edit]

**Release Information** Statement introduced in Junos OS Release 12.1 for the QFX Series.  
Statement introduced in Junos OS Release 12.1 for the EX Series.  
Statement introduced in Junos OS Release 14.1X53-D20 for the OCX Series.

**Description** Configure options such as application maps for DCBX application protocol exchange and policy statements.

**Required Privilege Level** storage—To view this statement in the configuration.  
storage-control—To add this statement to the configuration.

**Related Documentation**

- *Defining an Application for DCBX Application Protocol TLV Exchange*
- *Example: Configuring DCBX Application Protocol TLV Exchange*
- *Example: Configuring DCBX to Support an iSCSI Application*
- *Understanding DCBX Application Protocol TLV Exchange*
- *Understanding DCBX Application Protocol TLV Exchange on EX Series Switches*

## policy-statement

|                            |                                                                                                                                                                                                                                                                                                                                                                                                                                                                                                                                                                                                                                                                                                                                                                                                                                             |
|----------------------------|---------------------------------------------------------------------------------------------------------------------------------------------------------------------------------------------------------------------------------------------------------------------------------------------------------------------------------------------------------------------------------------------------------------------------------------------------------------------------------------------------------------------------------------------------------------------------------------------------------------------------------------------------------------------------------------------------------------------------------------------------------------------------------------------------------------------------------------------|
| <b>Syntax</b>              | <pre> policy-statement <i>policy-name</i> {     term <i>term-name</i> {         from {             family <i>family-name</i>;             match-conditions;             policy <i>subroutine-policy-name</i>;             prefix-list <i>prefix-list-name</i>;             prefix-list-filter <i>prefix-list-name</i> <i>match-type</i> &lt;<i>actions</i>&gt;;             protocol <i>protocol-name</i>;             route-filter <i>destination-prefix</i> <i>match-type</i> &lt;<i>actions</i>&gt;;             source-address-filter <i>source-prefix</i> <i>match-type</i> &lt;<i>actions</i>&gt;;         }         to {             match-conditions;             policy <i>subroutine-policy-name</i>;         }         then <i>actions</i>;     }     then {         no-entropy-label-capability;     } } </pre>                 |
| <b>Hierarchy Level</b>     | [edit dynamic policy-options],<br>[edit logical-systems <i>logical-system-name</i> policy-options],<br>[edit policy-options]                                                                                                                                                                                                                                                                                                                                                                                                                                                                                                                                                                                                                                                                                                                |
| <b>Release Information</b> | <p>Statement introduced before Junos OS Release 7.4.</p> <p>Statement introduced in Junos OS Release 9.0 for EX Series switches.</p> <p>Support for configuration in the dynamic database introduced in Junos OS Release 9.5.</p> <p>Support for configuration in the dynamic database introduced in Junos OS Release 9.5 for EX Series switches.</p> <p><b>inet-mdt</b> option introduced in Junos OS Release 10.0R2.</p> <p>Statement introduced in Junos OS Release 11.3 for the QFX Series.</p> <p><b>route-target</b> option introduced in Junos OS Release 12.2.</p> <p>Statement introduced in Junos OS 14.1X53-D20 for the OCX Series.</p> <p><b>protocol</b> and <b>traffic-engineering</b> options introduced in Junos OS Release 14.2.</p> <p><b>no-entropy-label-capability</b> option introduced in Junos OS Release 15.1.</p> |
| <b>Description</b>         | <p>Define a routing policy, including subroutine policies.</p> <p>A <i>term</i> is a named structure in which match conditions and actions are defined. Routing policies are made up of one or more terms. Each routing policy term is identified by a term name. The name can contain letters, numbers, and hyphens (-) and can be up to 255 characters long. To include spaces in the name, enclose the entire name in double quotation marks.</p> <p>Each term contains a set of match conditions and a set of actions:</p>                                                                                                                                                                                                                                                                                                              |



- Match conditions are criteria that a route must match before the actions can be applied. If a route matches all criteria, one or more actions are applied to the route.
- Actions specify whether to accept or reject the route, control how a series of policies are evaluated, and manipulate the characteristics associated with a route.

Generally, a router compares a route against the match conditions of each term in a routing policy, starting with the first and moving through the terms in the order in which they are defined, until a match is made and an explicitly configured or default action of **accept** or **reject** is taken. If none of the terms in the policy match the route, the router compares the route against the next policy, and so on, until either an action is taken or the default policy is evaluated.

If none of the match conditions of each term evaluates to true, the final action is executed. The final action is defined in an unnamed term. Additionally, you can define a default action (either **accept** or **reject**) that overrides any action intrinsic to the protocol.

The order of match conditions in a term is not relevant, because a route must match all match conditions in a term for an action to be taken.

To list the routing policies under the **[edit policy-options]** hierarchy level by **policy-statement *policy-name*** in alphabetical order, enter the **show policy-options** configuration command.

**Options** *actions*—(Optional) One or more actions to take if the conditions match. The actions are described in *Configuring Flow Control Actions*.

**family** *family-name*—(Optional) Specify an address family protocol. Specify **inet** for IPv4. Specify **inet6** for 128-bit IPv6, and to enable interpretation of IPv6 router filter addresses. For IS-IS traffic, specify **iso**. For IPv4 multicast VPN traffic, specify **inet-mvpn**. For IPv6 multicast VPN traffic, specify **inet6-mvpn**. For multicast-distribution-tree (MDT) IPv4 traffic, specify **inet-mdt**. For BGP route target VPN traffic, specify **route-target**. For traffic engineering, specify **traffic-engineering**.



**NOTE:** When *family* is not specified, the routing device or routing instance uses the address family or families carried by BGP. If multiprotocol BGP (MP-BGP) is enabled, the policy defaults to the protocol family or families carried in the network layer reachability information (NLRI) as configured in the *family* statement for BGP. If MP-BGP is not enabled, the policy uses the default BGP address family unicast IPv4.

**from**—(Optional) Match a route based on its source address.

**match-conditions**—(Optional in **from** statement; required in **to** statement) One or more conditions to use to make a match. The qualifiers are described in *Routing Policy Match Conditions*.

**policy subroutine-policy-name**—Use another policy as a match condition within this policy. The name identifying the subroutine policy can contain letters, numbers, and hyphens (-) and can be up to 255 characters long. To include spaces in the name, enclose it in quotation marks (" "). Policy names cannot take the form **\_\_.\*-internal\_\_**, as this form is reserved. For information about how to configure subroutines, see *Understanding Policy Subroutines in Routing Policy Match Conditions*.

**no-entropy-label-capability**—(Optional) Disable the entropy label capability advertisement at egress or transit routes specified in the policy.

**policy subroutine-policy-name**—Use another policy as a match condition within this policy. The name identifying the subroutine policy can contain letters, numbers, and hyphens (-) and can be up to 255 characters long. To include spaces in the name, enclose it in quotation marks (" "). Policy names cannot take the form **\_\_.\*-internal\_\_**, as this form is reserved. For information about how to configure subroutines, see *Understanding Policy Subroutines in Routing Policy Match Conditions*.

**policy-name**—Name that identifies the policy. The name can contain letters, numbers, and hyphens (-) and can be up to 255 characters long. To include spaces in the name, enclose it in quotation marks (" ").

**prefix-list prefix-list-name**—Name of a list of IPv4 or IPv6 prefixes.

**prefix-list-filter prefix-list-name**—Name of a prefix list to evaluate using qualifiers; *match-type* is the type of match (see *Configuring Prefix List Filters*), and *actions* is the action to take if the prefixes match.

**protocol** *protocol-name*—Name of the protocol used to control traffic engineering database import at the originating point.

**route-filter** *destination-prefix match-type <actions>*—(Optional) List of routes on which to perform an immediate match; *destination-prefix* is the IPv4 or IPv6 route prefix to match, *match-type* is the type of match (see *Configuring Route Lists*), and *actions* is the action to take if the *destination-prefix* matches.

**source-address-filter** *source-prefix match-type <actions>*—(Optional) Unicast source addresses in multiprotocol BGP (MBGP) and Multicast Source Discovery Protocol (MSDP) environments on which to perform an immediate match. *source-prefix* is the IPv4 or IPv6 route prefix to match, *match-type* is the type of match (see *Configuring Route Lists*), and *actions* is the action to take if the *source-prefix* matches.

**term** *term-name*—Name that identifies the term. The term name must be unique in the policy. It can contain letters, numbers, and hyphens (-) and can be up to 64 characters long. To include spaces in the name, enclose the entire name in quotation marks (" "). A policy statement can include multiple terms. We recommend that you name all terms. However, you do have the option to include an unnamed term which must be the final term in the policy. To configure an unnamed term, omit the **term** statement when defining match conditions and actions.

**to**—(Optional) Match a route based on its destination address or the protocols into which the route is being advertised.

**then**—(Optional) Actions to take on matching routes. The actions are described in *Configuring Flow Control Actions* and *Configuring Actions That Manipulate Route Characteristics*.

|                                 |                                                                                                                     |
|---------------------------------|---------------------------------------------------------------------------------------------------------------------|
| <b>Required Privilege Level</b> | routing—To view this statement in the configuration.<br>routing-control—To add this statement to the configuration. |
| <b>Related Documentation</b>    | <ul style="list-style-type: none"> <li><i>dynamic-db</i></li> </ul>                                                 |

## ppm

---

|                                 |                                                                                                                                                                                                                                                                                                                                                                                                                                                                                                                                                                                                                                                                                                                   |
|---------------------------------|-------------------------------------------------------------------------------------------------------------------------------------------------------------------------------------------------------------------------------------------------------------------------------------------------------------------------------------------------------------------------------------------------------------------------------------------------------------------------------------------------------------------------------------------------------------------------------------------------------------------------------------------------------------------------------------------------------------------|
| <b>Syntax</b>                   | <pre>ppm {<br/>    no-delegate-processing;<br/>}</pre>                                                                                                                                                                                                                                                                                                                                                                                                                                                                                                                                                                                                                                                            |
| <b>Hierarchy Level</b>          | [edit logical-systems <i>logical-system-name</i> routing-options],<br>[edit routing-options]                                                                                                                                                                                                                                                                                                                                                                                                                                                                                                                                                                                                                      |
| <b>Release Information</b>      | Statement introduced in Junos OS Release 9.4.<br>Statement introduced in Junos OS Release 10.2 for EX Series switches.<br>Statement introduced in Junos OS Release 11.3 for the QFX Series.<br>Statement introduced in Junos OS Release 12.3 for ACX Series routers.<br>Statement introduced in Junos OS Release 14.1X53-D20 for the OCX Series.                                                                                                                                                                                                                                                                                                                                                                  |
| <b>Description</b>              | <p>(M120, M320, MX Series, T Series, TX Matrix routers, M7i and M10i routers with Enhanced CFEB [CFEB-E], EX Series switches, and QFX Series only) Disable distributed periodic packet management (PPM) to the Packet Forwarding Engine (on routers), to access ports (on EX3200 and EX4200 switches, and QFX Series), or to line cards (on EX6200 and EX8200 switches).</p> <p>After you disable PPM, PPM processing continues to run on the Routing Engine.</p> <p>In Junos OS Release 8.2, PPM was moved from the Routing Engine to the Packet Forwarding Engine, access ports, or line cards. The <b>no-delegate-processing</b> statement disables the default behavior and restores the legacy behavior.</p> |
| <b>Default</b>                  | Distributed PPM processing is enabled for all protocols that use PPM.                                                                                                                                                                                                                                                                                                                                                                                                                                                                                                                                                                                                                                             |
| <b>Options</b>                  | <b>no-delegate-processing</b> —Disable PPM to the Packet Forwarding Engine, access ports, or line cards. Distributed PPM is enabled by default.                                                                                                                                                                                                                                                                                                                                                                                                                                                                                                                                                                   |
| <b>Required Privilege Level</b> | routing—To view this statement in the configuration.<br>routing-control—To add this statement to the configuration.                                                                                                                                                                                                                                                                                                                                                                                                                                                                                                                                                                                               |
| <b>Related Documentation</b>    | <ul style="list-style-type: none"><li>• <i>Ensuring That Distributed ppm Is Not Disabled</i></li></ul>                                                                                                                                                                                                                                                                                                                                                                                                                                                                                                                                                                                                            |

## ppm (Ethernet Switching)

|                                 |                                                                                                                                                                                                                                                                                                                                                                                                                                  |
|---------------------------------|----------------------------------------------------------------------------------------------------------------------------------------------------------------------------------------------------------------------------------------------------------------------------------------------------------------------------------------------------------------------------------------------------------------------------------|
| <b>Syntax</b>                   | ppm {<br>centralized;<br>}                                                                                                                                                                                                                                                                                                                                                                                                       |
| <b>Hierarchy Level</b>          | [edit protocols lacp]                                                                                                                                                                                                                                                                                                                                                                                                            |
| <b>Release Information</b>      | Statement introduced in Junos OS Release 9.4 for MX Series routers.<br>Statement introduced in Junos OS Release 10.2 for EX Series switches.<br>Statement introduced in Junos OS Release 11.3 for the QFX Series.<br>Statement introduced in Junos OS Release 12.1 for T Series devices.<br>Statement introduced in Junos OS Release 14.1X53-D20 for the OCX Series.                                                             |
| <b>Description</b>              | Configure PPM processing options for Link Aggregation Control Protocol (LACP) packets.<br><br>This command configures the PPM processing options for LACP packets only. You can disable distributed PPM processing for all packets that use PPM and run all PPM processing on the Routing Engine by configuring the <b>no-delegate-processing</b> configuration statement in the [edit routing-options ppm] statement hierarchy. |
| <b>Default</b>                  | Distributed PPM processing is enabled for all packets that use PPM.                                                                                                                                                                                                                                                                                                                                                              |
| <b>Required Privilege Level</b> | routing—To view this statement in the configuration.<br>routing-control—To add this statement to the configuration.                                                                                                                                                                                                                                                                                                              |
| <b>Related Documentation</b>    | <ul style="list-style-type: none"> <li>Configuring Distributed Periodic Packet Management on an EX Series Switch (CLI Procedure)</li> <li><a href="#">Configuring Distributed Periodic Packet Management on page 8</a></li> </ul>                                                                                                                                                                                                |

## preference (Routing Options)

|                            |                                                                                                                                                                                                                                                                                                                                                                                                                                                                                                                                                                                                                                                                                                                                                                                                                                                                                                                                                                                                                                                                                                                                                                                                                                                                                                |
|----------------------------|------------------------------------------------------------------------------------------------------------------------------------------------------------------------------------------------------------------------------------------------------------------------------------------------------------------------------------------------------------------------------------------------------------------------------------------------------------------------------------------------------------------------------------------------------------------------------------------------------------------------------------------------------------------------------------------------------------------------------------------------------------------------------------------------------------------------------------------------------------------------------------------------------------------------------------------------------------------------------------------------------------------------------------------------------------------------------------------------------------------------------------------------------------------------------------------------------------------------------------------------------------------------------------------------|
| <b>Syntax</b>              | <pre> preference {     metric-value;     &lt;type metric_type&gt; } </pre>                                                                                                                                                                                                                                                                                                                                                                                                                                                                                                                                                                                                                                                                                                                                                                                                                                                                                                                                                                                                                                                                                                                                                                                                                     |
| <b>Hierarchy Level</b>     | <p>[edit logical-systems <i>logical-system-name</i> routing-instances <i>routing-instance-name</i> routing-options (<b>aggregate</b>   <b>generate</b>   static) (defaults   route)],</p> <p>[edit logical-systems <i>logical-system-name</i> routing-instances <i>routing-instance-name</i> routing-options rib <i>routing-table-name</i> (<b>aggregate</b>   <b>generate</b>   static) (defaults   route)],</p> <p>[edit logical-systems <i>logical-system-name</i> routing-options (<b>aggregate</b>   <b>generate</b>   static) (defaults   route)],</p> <p>[edit logical-systems <i>logical-system-name</i> routing-options rib <i>routing-table-name</i> (<b>aggregate</b>   <b>generate</b>   static) (defaults   route)],</p> <p>[edit routing-instances <i>routing-instance-name</i> routing-options (<b>aggregate</b>   <b>generate</b>   static) (defaults   route)],</p> <p>[edit routing-instances <i>routing-instance-name</i> routing-options rib <i>routing-table-name</i> (<b>aggregate</b>   <b>generate</b>   static) (defaults   route)],</p> <p>[edit routing-options (<b>aggregate</b>   <b>generate</b>   static) (defaults   route)],</p> <p>[edit routing-options rib <i>routing-table-name</i> (<b>aggregate</b>   <b>generate</b>   static) (defaults   route)]</p> |
| <b>Release Information</b> | <p>Statement introduced before Junos OS Release 7.4.</p> <p>Statement introduced in Junos OS Release 9.0 for EX Series switches.</p> <p>Statement introduced in Junos OS Release 11.3 for the QFX Series.</p> <p>Statement introduced in Junos OS Release 12.3 for ACX Series routers.</p> <p>Statement introduced in Junos OS Release 14.1X53-D20 for the OCX Series.</p>                                                                                                                                                                                                                                                                                                                                                                                                                                                                                                                                                                                                                                                                                                                                                                                                                                                                                                                     |
| <b>Description</b>         | <p>Preference value for a static, aggregate, or generated route. You also can specify a secondary preference value, as well as color values, which are even finer-grained preference values.</p> <p>You can specify a primary route preference (by including the <b>preference</b> statement in the configuration), and a secondary preference that is used as a tiebreaker (by including the <b>preference2</b> statement). You can also mark route preferences with additional route tiebreaker information by specifying a color and a tiebreaker color (by including the <b>color</b> and <b>color2</b> statements in the configuration).</p> <p>If the Junos OS routing table contains a dynamic route to a destination that has a better (lower) preference value than the static, aggregate, or generated route, the dynamic route is chosen as the active route and is installed in the forwarding table.</p>                                                                                                                                                                                                                                                                                                                                                                          |
| <b>Options</b>             | <p><b>metric_value</b>—The metric value for an aggregate, a generated, or a static route to determine the best route among multiple routes to a destination</p> <p><b>Range:</b> 0 through 4,294,967,295 (<math>2^{32} - 1</math>)</p> <p><b>Default:</b> 5 (for static routes), 130 (for aggregate and generated routes)</p> <p><b>type metric_type</b>—(Optional) External metric type for routes exported by OSPF. When routes are exported to OSPF, type 1 routes are advertised in type 1 externals, and routes of any other type are advertised in type 2 externals. Note that if a qualified-next-hop metric value is configured, this value overrides the route metric.</p>                                                                                                                                                                                                                                                                                                                                                                                                                                                                                                                                                                                                            |

**Range:** 1 through 16

|                                 |                                                                                                                                                                                                                                                                                                                                                                                                 |
|---------------------------------|-------------------------------------------------------------------------------------------------------------------------------------------------------------------------------------------------------------------------------------------------------------------------------------------------------------------------------------------------------------------------------------------------|
| <b>Required Privilege Level</b> | routing—To view this statement in the configuration.<br>routing-control—To add this statement to the configuration.                                                                                                                                                                                                                                                                             |
| <b>Related Documentation</b>    | <ul style="list-style-type: none"> <li>• <i>Examples: Configuring Static Routes</i></li> <li>• <i>Example: Summarizing Static Routes Through Route Aggregation</i></li> <li>• <i>Example: Conditionally Generating Static Routes</i></li> <li>• <a href="#">aggregate on page 44</a></li> <li>• <a href="#">generate on page 81</a></li> <li>• <i>static</i></li> <li>• <i>color</i></li> </ul> |

## prefix

|                                 |                                                                                                                                                                                                                                                                                                                                                                                                                                                                                                                             |
|---------------------------------|-----------------------------------------------------------------------------------------------------------------------------------------------------------------------------------------------------------------------------------------------------------------------------------------------------------------------------------------------------------------------------------------------------------------------------------------------------------------------------------------------------------------------------|
| <b>Syntax</b>                   | <code>prefix destination-prefix;</code>                                                                                                                                                                                                                                                                                                                                                                                                                                                                                     |
| <b>Hierarchy Level</b>          | <code>[edit logical-systems <i>logical-system-name</i> routing-instances <i>routing-instance-name</i> routing-options multicast <a href="#">scope scope-name</a>],</code><br><code>[edit logical-systems <i>logical-system-name</i> routing-options multicast <a href="#">scope scope-name</a>],</code><br><code>[edit routing-instances <i>routing-instance-name</i> routing-options multicast <a href="#">scope scope-name</a>],</code><br><code>[edit routing-options multicast <a href="#">scope scope-name</a>]</code> |
| <b>Release Information</b>      | <p>Statement introduced before Junos OS Release 7.4.</p> <p>Statement introduced in Junos OS Release 9.0 for EX Series switches.</p> <p>Statement introduced in Junos OS Release 11.3 for the QFX Series.</p> <p>Statement introduced in Junos OS Release 12.3 for ACX Series routers.</p> <p>Statement introduced in Junos OS Release 14.1X53-D20 for the OCX Series.</p>                                                                                                                                                  |
| <b>Description</b>              | Configure the prefix for multicast scopes.                                                                                                                                                                                                                                                                                                                                                                                                                                                                                  |
| <b>Options</b>                  | <i>destination-prefix</i> —Address range for the multicast scope.                                                                                                                                                                                                                                                                                                                                                                                                                                                           |
| <b>Required Privilege Level</b> | routing—To view this statement in the configuration.<br>routing-control—To add this statement to the configuration.                                                                                                                                                                                                                                                                                                                                                                                                         |
| <b>Related Documentation</b>    | <ul style="list-style-type: none"> <li>• <i>Examples: Configuring Administrative Scoping</i></li> <li>• <i>Example: Creating a Named Scope for Multicast Scoping</i></li> <li>• <i>multicast</i></li> </ul>                                                                                                                                                                                                                                                                                                                 |

## protocols

```

Syntax protocols {
 bgp {
 ... bgp-configuration ...
 }
 isis {
 ... isis-configuration ...
 }
 ldp {
 ... ldp-configuration ...
 }
 mpls {
 ... mpls-configuration ...
 }
 msdp {
 ... msdp-configuration ...
 }
 mstp {
 ... mstp-configuration ...
 }
 ospf {
 domain-id domain-id;
 domain-vpn-tag number;
 route-type-community (iana | vendor);
 traffic-engineering {
 <advertise-unnumbered-interfaces>;
 <credibility-protocol-preference>;
 ignore-lsp-metrics;
 multicast-rpf-routes;
 no-topology;
 shortcuts {
 lsp-metric-into-summary;
 }
 }
 ... ospf-configuration ...
 }
 ospf3 {
 domain-id domain-id;
 domain-vpn-tag number;
 route-type-community (iana | vendor);
 traffic-engineering {
 <advertise-unnumbered-interfaces>;
 <credibility-protocol-preference>;
 ignore-lsp-metrics;
 multicast-rpf-routes;
 no-topology;
 shortcuts {
 lsp-metric-into-summary;
 }
 }
 ... ospf3-configuration ...
 }
 pim {

```



```

 ... pim-configuration ...
 }
 rip {
 ... rip-configuration ...
 }
 ripng {
 ... ripng-configuration ...
 }
 rstp {
 rstp-configuration;
 }
 rsvp {
 ... rsvp-configuration ...
 }
 vstp {
 vstp configuration;
 }
 vpls {
 vpls configuration;
 }
}

```

|                            |                                                                                                                                                                                                                                                                                                                                                                                                             |
|----------------------------|-------------------------------------------------------------------------------------------------------------------------------------------------------------------------------------------------------------------------------------------------------------------------------------------------------------------------------------------------------------------------------------------------------------|
| <b>Hierarchy Level</b>     | [edit logical-systems <i>logical-system-name</i> routing-instances <i>routing-instance-name</i> ],<br>[edit routing-instances <i>routing-instance-name</i> ]                                                                                                                                                                                                                                                |
| <b>Release Information</b> | Statement introduced before Junos OS Release 7.4.<br>Support for RIPng introduced in Junos OS Release 9.0.<br>Statement introduced in Junos OS Release 11.1 for EX Series switches.<br>Statement introduced in Junos OS Release 11.3 for the QFX Series.<br><b>mpls</b> and <b>rsvp</b> options added in Junos OS Release 15.1.<br>Statement introduced in Junos OS Release 14.1X53-D20 for the OCX Series. |
| <b>Description</b>         | Specify the protocol for a routing instance. You can configure multiple instances of many protocol types. Not all protocols are supported on the switches. See the switch CLI.                                                                                                                                                                                                                              |

- Options**
- bgp**—Specify BGP as the protocol for a routing instance.
  - isis**—Specify IS-IS as the protocol for a routing instance.
  - ldp**—Specify LDP as the protocol for a routing instance or for a virtual router instance.
  - l2vpn**—Specify Layer 2 VPN as the protocol for a routing instance.
  - mpls**—Specify MPLS as the protocol for a routing instance.
  - msdp**—Specify the Multicast Source Discovery Protocol (MSDP) for a routing instance.
  - mstp**—Specify the Multiple Spanning Tree Protocol (MSTP) for a virtual switch routing instance.
  - ospf**—Specify OSPF as the protocol for a routing instance.
  - ospf3**—Specify OSPF version 3 (OSPFv3) as the protocol for a routing instance.



**NOTE:** OSPFv3 supports the **no-forwarding**, **virtual-router**, and **vrf** routing instance types only.

---

- pim**—Specify the Protocol Independent Multicast (PIM) protocol for a routing instance.
- rip**—Specify RIP as the protocol for a routing instance.
- ripng**—Specify RIP next generation (RIPng) as the protocol for a routing instance.
- rstp**—Specify the Rapid Spanning Tree Protocol (RSTP) for a virtual switch routing instance.
- rsvp**—Specify the RSVP for a routing instance.
- vstp**—Specify the VLAN Spanning Tree Protocol (VSTP) for a virtual switch routing instance.
- vpls**—Specify VPLS as the protocol for a routing instance.

- |                                 |                                                                                                                     |
|---------------------------------|---------------------------------------------------------------------------------------------------------------------|
| <b>Required Privilege Level</b> | routing—To view this statement in the configuration.<br>routing-control—To add this statement to the configuration. |
| <b>Related Documentation</b>    | <ul style="list-style-type: none"><li>• <i>Example: Configuring Multiple Routing Instances of OSPF</i></li></ul>    |

## qualified-next-hop (Static Routes)

**Syntax** `qualified-next-hop (address | interface-name) {  
     bfd-liveness-detection {  
         authentication {  
             algorithm (keyed-md5 | keyed-sha-1 | meticulous-keyed-md5 | meticulous-keyed-sha-1 |  
                 simple-password);  
             key-chain key-chain-name;  
             loose-check;  
         }  
         detection-time {  
             threshold milliseconds;  
         }  
         holddown-interval milliseconds;  
         minimum-interval milliseconds;  
         minimum-receive-interval milliseconds;  
         multiplier number;  
         no-adaptation;  
         transmit-interval {  
             minimum-interval milliseconds;  
             threshold milliseconds;  
         }  
         version (1 | automatic);  
     }  
     interface interface-name;  
     metric metric;  
     preference preference;  
}`

**Hierarchy Level** `[edit logical-systems logical-system-name routing-instances routing-instance-name  
     routing-options static route destination-prefix],  
     [edit logical-systems logical-system-name routing-options rib inet6.0 static route  
         destination-prefix],  
     [edit logical-systems logical-system-name routing-options static route destination-prefix],  
     [edit routing-instances routing-instance-name routing-options static route destination-prefix],  
     [edit routing-options rib inet6.0 static route destination-prefix],  
     [edit routing-options static route destination-prefix]`

**Release Information** Statement introduced before Junos OS Release 7.4.  
 Statement introduced in Junos OS Release 9.0 for EX Series switches.  
 Statement introduced in Junos OS Release 11.3 for the QFX Series.  
 Statement introduced in Junos OS Release 12.3 for ACX Series routers.  
 Statement introduced in Junos OS Release 14.1X53-D20 for the OCX Series.

**Description** Configure a static route with multiple possible next hops, each of which can have its own preference value, IGP metric that is used when the route is exported into an IGP, and Bidirectional Forwarding Detection (BFD) settings. If multiple links are operational, the one with the most preferred next hop is used. The most preferred next hop is the one with the lowest preference value.

**Options** *address*—IPv4, IPv6, or ISO network address of the next hop.

**interface-name**—Name of the interface on which to configure an independent metric or preference for a static route. To configure an unnumbered interface as the next-hop interface for a static route, specify **qualified-next-hop interface-name**, where **interface-name** is the name of the IPv4 or IPv6 unnumbered interface.



**NOTE:** For an Ethernet interface to be configured as the qualified next hop for a static route, it must be an unnumbered interface.

To configure an Ethernet interface as an unnumbered interface, configure the **unnumbered-address <interface-name>** statement at the [edit interfaces <interface-name> unit <logical-unit-number> family <family-name>] hierarchy level as described in *Configuring an Unnumbered Interface*.

The remaining statements are explained separately.

|                                 |                                                                                                                     |
|---------------------------------|---------------------------------------------------------------------------------------------------------------------|
| <b>Required Privilege Level</b> | routing—To view this statement in the configuration.<br>routing-control—To add this statement to the configuration. |
|---------------------------------|---------------------------------------------------------------------------------------------------------------------|

|                              |                                                                                                                                                                                                                                                       |
|------------------------------|-------------------------------------------------------------------------------------------------------------------------------------------------------------------------------------------------------------------------------------------------------|
| <b>Related Documentation</b> | <ul style="list-style-type: none"><li>• <i>Example: Configuring Static Route Preferences and Qualified Next Hops</i></li><li>• <a href="#">Example: Enabling BFD on Qualified Next Hops in Static Routes for Route Selection on page 20</a></li></ul> |
|------------------------------|-------------------------------------------------------------------------------------------------------------------------------------------------------------------------------------------------------------------------------------------------------|

## readvertise


|                                 |                                                                                                                                                                                                                                                                                                                                                                                                                                                                                                                                                                                                                                                                                                                                                                                                                                                                                                                                                                        |
|---------------------------------|------------------------------------------------------------------------------------------------------------------------------------------------------------------------------------------------------------------------------------------------------------------------------------------------------------------------------------------------------------------------------------------------------------------------------------------------------------------------------------------------------------------------------------------------------------------------------------------------------------------------------------------------------------------------------------------------------------------------------------------------------------------------------------------------------------------------------------------------------------------------------------------------------------------------------------------------------------------------|
| <b>Syntax</b>                   | (readvertise   no-readvertise);                                                                                                                                                                                                                                                                                                                                                                                                                                                                                                                                                                                                                                                                                                                                                                                                                                                                                                                                        |
| <b>Hierarchy Level</b>          | <p>[edit logical-systems <i>logical-system-name</i> routing-instances <i>routing-instance-name</i> routing-options rib <i>routing-table-name</i> static (defaults   route)],</p> <p>[edit logical-systems <i>logical-system-name</i> routing-instances <i>routing-instance-name</i> routing-options static (defaults   route)],</p> <p>[edit logical-systems <i>logical-system-name</i> routing-options rib <i>routing-table-name</i> static (defaults   route)],</p> <p>[edit logical-systems <i>logical-system-name</i> routing-options static (defaults   route)],</p> <p>[edit routing-instances <i>routing-instance-name</i> routing-options rib <i>routing-table-name</i> static (defaults   route)],</p> <p>[edit routing-instances <i>routing-instance-name</i> routing-options static (defaults   route)],</p> <p>[edit routing-options rib <i>routing-table-name</i> static (defaults   route)],</p> <p>[edit routing-options static (defaults   route)]</p> |
| <b>Release Information</b>      | <p>Statement introduced before Junos OS Release 7.4.</p> <p>Statement introduced in Junos OS Release 9.0 for EX Series switches.</p> <p>Statement introduced in Junos OS Release 11.3 for the QFX Series.</p> <p>Statement introduced in Junos OS Release 12.3 for ACX Series routers.</p> <p>Statement introduced in Junos OS Release 14.1X53-D20 for the OCX Series.</p>                                                                                                                                                                                                                                                                                                                                                                                                                                                                                                                                                                                             |
| <b>Description</b>              | Configure whether static routes are eligible to be readvertised by routing protocols:                                                                                                                                                                                                                                                                                                                                                                                                                                                                                                                                                                                                                                                                                                                                                                                                                                                                                  |
| <b>Default</b>                  | Static routes are eligible to be readvertised (that is, exported from the routing table into dynamic routing protocols) if a policy to do so is configured. To mark an IPv4 static route as being ineligible for readvertisement, include the <b>no-readvertise</b> statement.                                                                                                                                                                                                                                                                                                                                                                                                                                                                                                                                                                                                                                                                                         |
| <b>Options</b>                  | <p><b>readvertise</b>—Readvertise static routes. Include the <b>readvertise</b> statement when configuring an individual route in the <b>route</b> portion of the <b>static</b> statement to override a <b>no-readvertise</b> option specified in the <b>defaults</b> portion of the statement.</p> <p><b>no-readvertise</b>—Mark a static route as being ineligible for readvertisement. Include the <b>no-readvertise</b> option when configuring the route.</p>                                                                                                                                                                                                                                                                                                                                                                                                                                                                                                     |
| <b>Required Privilege Level</b> | <p>routing—To view this statement in the configuration.</p> <p>routing-control—To add this statement to the configuration.</p>                                                                                                                                                                                                                                                                                                                                                                                                                                                                                                                                                                                                                                                                                                                                                                                                                                         |
| <b>Related Documentation</b>    | <ul style="list-style-type: none"> <li>• <i>Example: Preventing a Static Route from Being Readvertised</i></li> <li>• <i>Understanding Static Route Control in Routing and Forwarding Tables</i></li> <li>• <i>static</i></li> </ul>                                                                                                                                                                                                                                                                                                                                                                                                                                                                                                                                                                                                                                                                                                                                   |

## redundant-sources

---

|                                 |                                                                                                                                                                                                                                                                                                                                                                                                                                                                                                                                             |
|---------------------------------|---------------------------------------------------------------------------------------------------------------------------------------------------------------------------------------------------------------------------------------------------------------------------------------------------------------------------------------------------------------------------------------------------------------------------------------------------------------------------------------------------------------------------------------------|
| <b>Syntax</b>                   | <code>redundant-sources [ <i>addresses</i> ];</code>                                                                                                                                                                                                                                                                                                                                                                                                                                                                                        |
| <b>Hierarchy Level</b>          | <code>[edit logical-systems <i>logical-system-name</i> routing-instances <i>routing-instance-name</i> routing-options multicast <b>flow-map</b> <i>flow-map-name</i>],</code><br><code>[edit logical-systems <i>logical-system-name</i> routing-options multicast <b>flow-map</b> <i>flow-map-name</i>],</code><br><code>[edit routing-instances <i>routing-instance-name</i> routing-options multicast <b>flow-map</b> <i>flow-map-name</i>],</code><br><code>[edit routing-options multicast <b>flow-map</b> <i>flow-map-name</i>]</code> |
| <b>Release Information</b>      | Statement introduced in Junos OS Release 8.3.<br>Statement introduced in Junos OS Release 9.0 for EX Series switches.<br>Statement introduced in Junos OS Release 11.3 for the QFX Series.<br>Statement introduced in Junos OS Release 14.1X53-D20 for the OCX Series.                                                                                                                                                                                                                                                                      |
| <b>Description</b>              | Configure a list of redundant sources for multicast flows defined by a flow map.                                                                                                                                                                                                                                                                                                                                                                                                                                                            |
| <b>Options</b>                  | <b><i>addresses</i></b> —List of IPv4 or IPv6 addresses for use as redundant (backup) sources for multicast flows defined by a flow map.                                                                                                                                                                                                                                                                                                                                                                                                    |
| <b>Required Privilege Level</b> | <code>routing</code> —To view this statement in the configuration.<br><code>routing-control</code> —To add this statement to the configuration.                                                                                                                                                                                                                                                                                                                                                                                             |
| <b>Related Documentation</b>    | <ul style="list-style-type: none"><li>• <i>Example: Configuring a Multicast Flow Map</i></li></ul>                                                                                                                                                                                                                                                                                                                                                                                                                                          |

## resolution

|                                 |                                                                                                                                                                                                                                                                                                                                                                                                                                                                                                                                                                                                                                                                                                                                                                                                                                                                                                                                                                                                                                                                                                                                                                                                                                                                                                                                                                                                                                                                                                                                                                                                                                                                                                                                                                                                 |
|---------------------------------|-------------------------------------------------------------------------------------------------------------------------------------------------------------------------------------------------------------------------------------------------------------------------------------------------------------------------------------------------------------------------------------------------------------------------------------------------------------------------------------------------------------------------------------------------------------------------------------------------------------------------------------------------------------------------------------------------------------------------------------------------------------------------------------------------------------------------------------------------------------------------------------------------------------------------------------------------------------------------------------------------------------------------------------------------------------------------------------------------------------------------------------------------------------------------------------------------------------------------------------------------------------------------------------------------------------------------------------------------------------------------------------------------------------------------------------------------------------------------------------------------------------------------------------------------------------------------------------------------------------------------------------------------------------------------------------------------------------------------------------------------------------------------------------------------|
| <b>Syntax</b>                   | <pre> resolution {     rib routing-table-name {         import [ policy-names ];         resolution-ribs [ routing-table-names ];     } } </pre>                                                                                                                                                                                                                                                                                                                                                                                                                                                                                                                                                                                                                                                                                                                                                                                                                                                                                                                                                                                                                                                                                                                                                                                                                                                                                                                                                                                                                                                                                                                                                                                                                                                |
| <b>Hierarchy Level</b>          | <p>[edit logical-systems <i>logical-system-name</i> routing-instances <i>routing-instance-name</i> routing-options],</p> <p>[edit logical-systems <i>logical-system-name</i> routing-options],</p> <p>[edit routing-instances <i>routing-instance-name</i> routing-options],</p> <p>[edit routing-options]</p>                                                                                                                                                                                                                                                                                                                                                                                                                                                                                                                                                                                                                                                                                                                                                                                                                                                                                                                                                                                                                                                                                                                                                                                                                                                                                                                                                                                                                                                                                  |
| <b>Release Information</b>      | <p>Statement introduced before Junos OS Release 7.4.</p> <p>Statement introduced in Junos OS Release 9.0 for EX Series switches.</p> <p>Statement introduced in Junos OS Release 11.3 for the QFX Series.</p> <p>Statement introduced in Junos OS Release 14.1X53-D20 for the OCX Series.</p>                                                                                                                                                                                                                                                                                                                                                                                                                                                                                                                                                                                                                                                                                                                                                                                                                                                                                                                                                                                                                                                                                                                                                                                                                                                                                                                                                                                                                                                                                                   |
| <b>Description</b>              | <p>Configure the router to perform custom route resolution on protocol next hops of routes in a certain routing table. The protocol next hop is used to determine the forwarding next-hop.</p> <p>For example, you might want to direct <b>inet.2</b> route resolution to use topology routing tables <b>:red.inet.0</b> and <b>:blue.inet.0</b> for protocol next-hop IP address lookups. Or you might want to direct <b>bgp.l3vpn.0</b> to use the information in <b>inet.0</b> to resolve routes, thus overriding the default behavior, which is to use <b>inet.3</b>.</p> <p>You can specify up to two routing tables in the <b>resolution-ribs</b> statement. The route resolution scheme first checks the first-listed routing table for the protocol next-hop address. If the address is found, it uses this entry. If it is not found, the resolution scheme checks second-listed routing table. Hence, only one routing table is used for each protocol nexthop address. For example, if you configure <b>resolution rib bgp.l3vpn.0 resolution-ribs [inet.0 inet.3]</b>, <b>inet.0</b> is checked first and then <b>inet.3</b> is checked.</p> <div style="border: 1px solid #ccc; padding: 10px; margin-top: 20px;"> <p> <b>NOTE:</b> Customizing route resolution might cause the routing protocol process (rpd) to consume more memory resources than it ordinarily would. When you customize route resolution, we recommend that you check the memory resources by running the <b>show system processes</b> and the <b>show task memory</b> commands. For more information, see <i>Routing Protocol Process Overview</i>.</p> </div> <p>The remaining statements are explained separately.</p> |
| <b>Required Privilege Level</b> | <p>routing—To view this statement in the configuration.</p> <p>routing-control—To add this statement to the configuration.</p>                                                                                                                                                                                                                                                                                                                                                                                                                                                                                                                                                                                                                                                                                                                                                                                                                                                                                                                                                                                                                                                                                                                                                                                                                                                                                                                                                                                                                                                                                                                                                                                                                                                                  |

- Related Documentation**
- *Example: Configuring Route Resolution on PE Routers*
  - *Example: Configuring Route Resolution on Route Reflectors*
  - *Understanding Multitopology Routing in Conjunction with PIM*
  - *Example: Configuring Multitopology Routing to Provide Redundancy for Multicast Traffic over Separate Network Paths*

---

## resolution-ribs

---

|                                 |                                                                                                                                                                                                                                                                                                                                                                                                                                                                                                                                   |
|---------------------------------|-----------------------------------------------------------------------------------------------------------------------------------------------------------------------------------------------------------------------------------------------------------------------------------------------------------------------------------------------------------------------------------------------------------------------------------------------------------------------------------------------------------------------------------|
| <b>Syntax</b>                   | <code>resolution-ribs [ <i>routing-table-names</i> ];</code>                                                                                                                                                                                                                                                                                                                                                                                                                                                                      |
| <b>Hierarchy Level</b>          | [edit logical-systems <i>logical-system-name</i> routing-instances <i>routing-instance-name</i> routing-options resolution <i>rib</i> ],<br>[edit logical-systems <i>logical-system-name</i> routing-options resolution <i>rib</i> ],<br>[edit routing-instances <i>routing-instance-name</i> routing-options resolution <i>rib</i> ],<br>[edit routing-options resolution <i>rib</i> ]                                                                                                                                           |
| <b>Release Information</b>      | Statement introduced before Junos OS Release 7.4.<br>Statement introduced in Junos OS Release 9.0 for EX Series switches.<br>Statement introduced in Junos OS Release 11.3 for the QFX Series.<br>Statement introduced in Junos OS Release 14.1X53-D20 for the OCX Series.                                                                                                                                                                                                                                                        |
| <b>Description</b>              | <p>Specify one or more routing tables to use for route resolution.</p> <p>This statement enables you to override the default routing tables that Junos OS uses for route resolution. For example, suppose that the resolution routing table is <b>inet.3</b>, but you want to allow fallback resolution through <b>inet.0</b>. One example use case is overriding the <b>bgp.rtarget.0</b> (<b>family route-target</b>) routing table resolution from using only <b>inet.3</b> to using both <b>inet.3</b> and <b>inet.0</b>.</p> |
| <b>Options</b>                  | <i>routing-table-names</i> —Name of one or more routing tables.                                                                                                                                                                                                                                                                                                                                                                                                                                                                   |
| <b>Required Privilege Level</b> | routing—To view this statement in the configuration.<br>routing-control—To add this statement to the configuration.                                                                                                                                                                                                                                                                                                                                                                                                               |
| <b>Related Documentation</b>    | <ul style="list-style-type: none"><li>• <i>Example: Configuring Route Resolution on PE Routers</i></li><li>• <i>Example: Configuring Multitopology Routing to Provide Redundancy for Multicast Traffic over Separate Network Paths</i></li><li>• <i>Understanding Multitopology Routing in Conjunction with PIM</i></li></ul>                                                                                                                                                                                                     |



## resolve

|                                 |                                                                                                                                                                                                                                                                                                                                                                                                                                                                                                                                                                                                                                                                                                                                                                                                                                                                                                                                                                        |
|---------------------------------|------------------------------------------------------------------------------------------------------------------------------------------------------------------------------------------------------------------------------------------------------------------------------------------------------------------------------------------------------------------------------------------------------------------------------------------------------------------------------------------------------------------------------------------------------------------------------------------------------------------------------------------------------------------------------------------------------------------------------------------------------------------------------------------------------------------------------------------------------------------------------------------------------------------------------------------------------------------------|
| <b>Syntax</b>                   | resolve;                                                                                                                                                                                                                                                                                                                                                                                                                                                                                                                                                                                                                                                                                                                                                                                                                                                                                                                                                               |
| <b>Hierarchy Level</b>          | <p>[edit logical-systems <i>logical-system-name</i> routing-instances <i>routing-instance-name</i> routing-options rib <i>routing-table-name</i> static (defaults   route)],</p> <p>[edit logical-systems <i>logical-system-name</i> routing-instances <i>routing-instance-name</i> routing-options static (defaults   route)],</p> <p>[edit logical-systems <i>logical-system-name</i> routing-options rib <i>routing-table-name</i> static (defaults   route)],</p> <p>[edit logical-systems <i>logical-system-name</i> routing-options static (defaults   route)],</p> <p>[edit routing-instances <i>routing-instance-name</i> routing-options rib <i>routing-table-name</i> static (defaults   route)],</p> <p>[edit routing-instances <i>routing-instance-name</i> routing-options static (defaults   route)],</p> <p>[edit routing-options rib <i>routing-table-name</i> static (defaults   route)],</p> <p>[edit routing-options static (defaults   route)]</p> |
| <b>Release Information</b>      | <p>Statement introduced before Junos OS Release 7.4.</p> <p>Statement introduced in Junos OS Release 9.0 for EX Series switches.</p> <p>Statement introduced in Junos OS Release 11.3 for the QFX Series.</p> <p>Statement introduced in Junos OS Release 14.1X53-D20 for the OCX Series.</p>                                                                                                                                                                                                                                                                                                                                                                                                                                                                                                                                                                                                                                                                          |
| <b>Description</b>              | <p>Statically configure routes to be resolved to a next hop that is not directly connected. The route is resolved through the <b>inet.0</b> and <b>inet.3</b> routing tables.</p>                                                                                                                                                                                                                                                                                                                                                                                                                                                                                                                                                                                                                                                                                                                                                                                      |
| <b>Default</b>                  | Static routes can point only to a directly connected next hop.                                                                                                                                                                                                                                                                                                                                                                                                                                                                                                                                                                                                                                                                                                                                                                                                                                                                                                         |
| <b>Required Privilege Level</b> | <p>routing—To view this statement in the configuration.</p> <p>routing-control—To add this statement to the configuration.</p>                                                                                                                                                                                                                                                                                                                                                                                                                                                                                                                                                                                                                                                                                                                                                                                                                                         |
| <b>Related Documentation</b>    | <ul style="list-style-type: none"> <li><i>static</i></li> </ul>                                                                                                                                                                                                                                                                                                                                                                                                                                                                                                                                                                                                                                                                                                                                                                                                                                                                                                        |

## restart-duration (Routing Options)

---

|                                 |                                                                                                                                                                                                                                                                                                                                                                 |
|---------------------------------|-----------------------------------------------------------------------------------------------------------------------------------------------------------------------------------------------------------------------------------------------------------------------------------------------------------------------------------------------------------------|
| <b>Syntax</b>                   | <code>restart-duration <i>seconds</i>;</code>                                                                                                                                                                                                                                                                                                                   |
| <b>Hierarchy Level</b>          | [edit logical-systems <i>logical-system-name</i> routing-instances <i>routing-instance-name</i> routing-options graceful-restart],<br>[edit logical-systems <i>logical-system-name</i> routing-options graceful-restart],<br>[edit routing-instances <i>routing-instance-name</i> routing-options graceful-restart],<br>[edit routing-options graceful-restart] |
| <b>Release Information</b>      | Statement introduced before Junos OS Release 7.4.<br>Statement introduced in Junos OS Release 9.0 for EX Series switches.                                                                                                                                                                                                                                       |
| <b>Description</b>              | Configure the restart timer for graceful restart.                                                                                                                                                                                                                                                                                                               |
| <b>Options</b>                  | <b><i>seconds</i></b> —Configure the time period for the restart to last.<br><b>Range:</b> 120 through 900 seconds<br><b>Default:</b> 300 seconds                                                                                                                                                                                                               |
| <b>Required Privilege Level</b> | routing—To view this statement in the configuration.<br>routing-control—To add this statement to the configuration.                                                                                                                                                                                                                                             |
| <b>Related Documentation</b>    | <ul style="list-style-type: none"><li>• <i>Junos OS High Availability Library for Routing Devices</i></li></ul>                                                                                                                                                                                                                                                 |

## retain

|                                 |                                                                                                                                                                                                                                                                                                                                                                                                                                                                                                                                                                                                                                                                                                                                                                                                                                                                                                                                   |
|---------------------------------|-----------------------------------------------------------------------------------------------------------------------------------------------------------------------------------------------------------------------------------------------------------------------------------------------------------------------------------------------------------------------------------------------------------------------------------------------------------------------------------------------------------------------------------------------------------------------------------------------------------------------------------------------------------------------------------------------------------------------------------------------------------------------------------------------------------------------------------------------------------------------------------------------------------------------------------|
| <b>Syntax</b>                   | (no-retain   retain);                                                                                                                                                                                                                                                                                                                                                                                                                                                                                                                                                                                                                                                                                                                                                                                                                                                                                                             |
| <b>Hierarchy Level</b>          | <pre>[edit logical-systems <i>logical-system-name</i> routing-instances <i>routing-instance-name</i>   routing-options rib <i>routing-table-name</i> static (defaults   route)], [edit logical-systems <i>logical-system-name</i> routing-instances <i>routing-instance-name</i>   routing-options static (defaults   route)], [edit logical-systems <i>logical-system-name</i> routing-options rib <i>routing-table-name</i> static   (defaults   route)], [edit logical-systems <i>logical-system-name</i> routing-options static (defaults   route)], [edit routing-instances <i>routing-instance-name</i> routing-options rib <i>routing-table-name</i> static   (defaults   route)], [edit routing-instances <i>routing-instance-name</i> routing-options static (defaults   route)], [edit routing-options rib <i>routing-table-name</i> static (defaults   route)], [edit routing-options static (defaults   route)]</pre> |
| <b>Release Information</b>      | <p>Statement introduced before Junos OS Release 7.4.</p> <p>Statement introduced in Junos OS Release 9.0 for EX Series switches.</p> <p>Statement introduced in Junos OS Release 11.3 for the QFX Series.</p> <p>Statement introduced in Junos OS Release 14.1X53-D20 for the OCX Series.</p>                                                                                                                                                                                                                                                                                                                                                                                                                                                                                                                                                                                                                                     |
| <b>Description</b>              | Configure statically configured routes to be deleted from or retained in the forwarding table when the routing protocol process shuts down normally:                                                                                                                                                                                                                                                                                                                                                                                                                                                                                                                                                                                                                                                                                                                                                                              |
| <b>Default</b>                  | Statically configured routes are deleted from the forwarding table when the routing protocol process shuts down normally.                                                                                                                                                                                                                                                                                                                                                                                                                                                                                                                                                                                                                                                                                                                                                                                                         |
| <b>Options</b>                  | <p><b>no-retain</b>—Delete statically configured routes from the forwarding table when the routing protocol process shuts down normally. To explicitly specify that routes be deleted from the forwarding table, include the <b>no-retain</b> statement. Include this statement when configuring an individual route in the <b>route</b> portion of the <b>static</b> statement to override a <b>retain</b> option specified in the <b>defaults</b> portion of the statement.</p> <p><b>retain</b>—Have a static route remain in the forwarding table when the routing protocol process shuts down normally. Doing this greatly reduces the time required to restart a system that has a large number of routes in its routing table.</p>                                                                                                                                                                                         |
| <b>Required Privilege Level</b> | <p>routing—To view this statement in the configuration.</p> <p>routing-control—To add this statement to the configuration.</p>                                                                                                                                                                                                                                                                                                                                                                                                                                                                                                                                                                                                                                                                                                                                                                                                    |
| <b>Related Documentation</b>    | <ul style="list-style-type: none"> <li>• <i>Examples: Configuring Static Routes</i></li> <li>• <i>static</i></li> </ul>                                                                                                                                                                                                                                                                                                                                                                                                                                                                                                                                                                                                                                                                                                                                                                                                           |

## reverse-oif-mapping

---

|                                 |                                                                                                                                                                                                                                                                                                                                                                                                                                                                         |
|---------------------------------|-------------------------------------------------------------------------------------------------------------------------------------------------------------------------------------------------------------------------------------------------------------------------------------------------------------------------------------------------------------------------------------------------------------------------------------------------------------------------|
| <b>Syntax</b>                   | <code>reverse-oif-mapping {<br/>    no-qos-adjust;<br/>}</code>                                                                                                                                                                                                                                                                                                                                                                                                         |
| <b>Hierarchy Level</b>          | [edit logical-systems <i>logical-system-name</i> routing-instances <i>routing-instance-name</i> routing-options multicast <i>interface interface-name</i> ],<br>[edit logical-systems <i>logical-system-name</i> routing-options multicast <i>interface interface-name</i> ],<br>[edit routing-instances <i>routing-instance-name</i> routing-options multicast <i>interface interface-name</i> ],<br>[edit routing-options multicast <i>interface interface-name</i> ] |
| <b>Release Information</b>      | Statement introduced in Junos OS Release 9.2.<br>Statement introduced in Junos OS Release 9.2 for EX Series switches.<br>The <b>no-qos-adjust</b> statement added in Junos OS Release 9.5.<br>The <b>no-qos-adjust</b> statement introduced in Junos OS Release 9.5 for EX Series switches.<br>Statement introduced in Junos OS Release 11.3 for the QFX Series.<br>Statement introduced in Junos OS Release 14.1X53-D20 for the OCX Series.                            |
| <b>Description</b>              | Enable the routing device to identify a subscriber VLAN or interface based on an IGMP or MLD request it receives over the multicast VLAN.<br><br>The remaining statement is explained separately.                                                                                                                                                                                                                                                                       |
| <b>Required Privilege Level</b> | routing—To view this statement in the configuration.<br>routing-control—To add this statement to the configuration.                                                                                                                                                                                                                                                                                                                                                     |

## rpf-check-policy (Routing Options RPF)

|                                 |                                                                                                                                                                                                                                                                                                                                                                        |
|---------------------------------|------------------------------------------------------------------------------------------------------------------------------------------------------------------------------------------------------------------------------------------------------------------------------------------------------------------------------------------------------------------------|
| <b>Syntax</b>                   | <code>rpf-check-policy [ <i>policy-names</i> ];</code>                                                                                                                                                                                                                                                                                                                 |
| <b>Hierarchy Level</b>          | <p>[edit logical-systems <i>logical-system-name</i> routing-instances <i>routing-instance-name</i> routing-options multicast],</p> <p>[edit logical-systems <i>logical-system-name</i> routing-options multicast],</p> <p>[edit routing-instances <i>routing-instance-name</i> routing-options multicast],</p> <p>[edit routing-options multicast]</p>                 |
| <b>Release Information</b>      | <p>Statement introduced in Junos OS Release 8.1.</p> <p>Statement introduced in Junos OS Release 9.0 for EX Series switches.</p> <p>Statement introduced in Junos OS Release 11.3 for the QFX Series.</p> <p>Statement introduced in Junos OS Release 12.3 for ACX Series routers.</p> <p>Statement introduced in Junos OS Release 14.1X53-D20 for the OCX Series.</p> |
| <b>Description</b>              | Apply policies for disabling RPF checks on arriving multicast packets. The policies must be correctly configured.                                                                                                                                                                                                                                                      |
| <b>Options</b>                  | <i>policy-names</i> —Name of one or more multicast RPF check policies.                                                                                                                                                                                                                                                                                                 |
| <b>Required Privilege Level</b> | <p>routing—To view this statement in the configuration.</p> <p>routing-control—To add this statement to the configuration.</p>                                                                                                                                                                                                                                         |
| <b>Related Documentation</b>    | <ul style="list-style-type: none"> <li>• <i>Example: Configuring RPF Policies</i></li> </ul>                                                                                                                                                                                                                                                                           |

## rib (General)

```
Syntax rib routing-table-name {
 aggregate {
 defaults {
 ... aggregate-options ...
 }
 route destination-prefix {
 policy policy-name;
 ... aggregate-options ...
 }
 }
 generate {
 defaults {
 generate-options;
 }
 route destination-prefix {
 policy policy-name;
 generate-options;
 }
 }
 martians {
 destination-prefix match-type <allow>;
 }
 }
 static {
 defaults {
 static-options;
 }
 rib-group group-name;
 route destination-prefix {
 next-hop;
 static-options;
 }
 }
}
```

**Hierarchy Level** [edit logical-systems *logical-system-name* routing-instances *routing-instance-name* routing-options],  
[edit logical-systems *logical-system-name* routing-options],  
[edit routing-instances *routing-instance-name* routing-options],  
[edit routing-options]

**Release Information** Statement introduced before Junos OS Release 7.4.  
Statement introduced in Junos OS Release 9.0 for EX Series switches.  
Statement introduced in Junos OS Release 11.3 for the QFX Series.  
Statement introduced in Junos OS Release 14.1X53-D20 for the OCX Series.

**Description** Create a routing table.

Explicitly creating a routing table with ***routing-table-name*** is optional if you are not adding any static, martian, aggregate, or generated routes to the routing table and if you also are creating a routing table group.



**NOTE:** The IPv4 multicast routing table (`inet.1`) and the IPv6 multicast routing table (`inet6.1`) are not supported for this statement.

**Default** If you do not specify a routing table name with the *routing-table-name* option, the software uses the default routing tables, which are `inet.0` for unicast routes and `inet.1` for the multicast cache.

**Options** *routing-table-name*—Name of the routing table, in the following format:  
*protocol [.identifier].*

In a routing instance, the routing table name must include the routing instance name.

For example, if the routing instance name is `link0`, the routing table name might be `link0.inet6.0`.

- *protocol* is the protocol family. It can be `inet6` for the IPv6 family, `inet` for the IPv4 family, `iso` for the ISO protocol family, or *instance-name.iso.0* for an ISO routing instance.
- *identifier* is a positive integer that specifies the instance of the routing table.

**Default:** `inet.0`

The remaining statements are explained separately.

**Required Privilege Level** `routing`—To view this statement in the configuration.  
`routing-control`—To add this statement to the configuration.

**Related Documentation**

- *Example: Creating Routing Tables*
- *passive*

## rib (Route Resolution)

---

|                                 |                                                                                                                                                                                                                                                                                                                                                                                        |
|---------------------------------|----------------------------------------------------------------------------------------------------------------------------------------------------------------------------------------------------------------------------------------------------------------------------------------------------------------------------------------------------------------------------------------|
| <b>Syntax</b>                   | <pre>rib <i>routing-table-name</i> {<br/>    <b>import</b> [ <i>policy-names</i> ];<br/>    <b>resolution-ribs</b> [ <i>routing-table-names</i> ];<br/>}</pre>                                                                                                                                                                                                                         |
| <b>Hierarchy Level</b>          | <p>[edit logical-systems <i>logical-system-name</i> routing-instances <i>routing-instance-name</i> routing-options <b>resolution</b>],</p> <p>[edit logical-systems <i>logical-system-name</i> routing-options <b>resolution</b>],</p> <p>[edit routing-instances <i>routing-instance-name</i> routing-options <b>resolution</b>],</p> <p>[edit routing-options <b>resolution</b>]</p> |
| <b>Release Information</b>      | <p>Statement introduced before Junos OS Release 7.4.</p> <p>Statement introduced in Junos OS Release 9.0 for EX Series switches.</p> <p>Statement introduced in Junos OS Release 11.3 for the QFX Series.</p> <p>Statement introduced in Junos OS Release 14.1X53-D20 for the OCX Series.</p>                                                                                          |
| <b>Description</b>              | <p>Specify a routing table name for route resolution.</p> <p>The remaining statements are explained separately.</p>                                                                                                                                                                                                                                                                    |
| <b>Required Privilege Level</b> | <p>routing—To view this statement in the configuration.</p> <p>routing-control—To add this statement to the configuration.</p>                                                                                                                                                                                                                                                         |
| <b>Related Documentation</b>    | <ul style="list-style-type: none"><li>• <i>Example: Configuring Route Resolution on PE Routers</i></li></ul>                                                                                                                                                                                                                                                                           |



## rib-group (Routing Options)

|                                 |                                                                                                                                                                                                                                                                                                                                                                                                                                                                                                                                                                                                                                                                                                                                                              |
|---------------------------------|--------------------------------------------------------------------------------------------------------------------------------------------------------------------------------------------------------------------------------------------------------------------------------------------------------------------------------------------------------------------------------------------------------------------------------------------------------------------------------------------------------------------------------------------------------------------------------------------------------------------------------------------------------------------------------------------------------------------------------------------------------------|
| <b>Syntax</b>                   | <code>rib-group group-name;</code>                                                                                                                                                                                                                                                                                                                                                                                                                                                                                                                                                                                                                                                                                                                           |
| <b>Hierarchy Level</b>          | <p>[edit logical-systems <i>logical-system-name</i> routing-instances <i>routing-instance-name</i> routing-options <a href="#">interface-routes</a>],</p> <p>[edit logical-systems <i>logical-system-name</i> routing-options <a href="#">interface-routes</a>],</p> <p>[edit logical-systems <i>logical-system-name</i> routing-options rib <i>routing-table-name</i> static],</p> <p>[edit logical-systems <i>logical-system-name</i> routing-options static],</p> <p>[edit routing-instances <i>routing-instance-name</i> routing-options <a href="#">interface-routes</a>],</p> <p>[edit routing-options <a href="#">interface-routes</a>],</p> <p>[edit routing-options rib <i>routing-table-name</i> static],</p> <p>[edit routing-options static]</p> |
| <b>Release Information</b>      | <p>Statement introduced before Junos OS Release 7.4.</p> <p>Statement introduced in Junos OS Release 9.0 for EX Series switches.</p> <p>Statement introduced in Junos OS Release 11.3 for the QFX Series.</p> <p>Statement introduced in Junos OS Release 14.1X53-D20 for the OCX Series.</p>                                                                                                                                                                                                                                                                                                                                                                                                                                                                |
| <b>Description</b>              | Configure which routing table groups interface routes are imported into.                                                                                                                                                                                                                                                                                                                                                                                                                                                                                                                                                                                                                                                                                     |
| <b>Options</b>                  | <p><b><i>group-name</i></b>—Name of the routing table group. The name must start with a letter and can include letters, numbers, and hyphens. It generally does not make sense to specify more than a single routing table group.</p>                                                                                                                                                                                                                                                                                                                                                                                                                                                                                                                        |
| <b>Required Privilege Level</b> | <p>routing—To view this statement in the configuration.</p> <p>routing-control—To add this statement to the configuration.</p>                                                                                                                                                                                                                                                                                                                                                                                                                                                                                                                                                                                                                               |
| <b>Related Documentation</b>    | <ul style="list-style-type: none"> <li>• <i>Example: Importing Direct and Static Routes Into a Routing Instance</i></li> <li>• <i>Example: Exporting Specific Routes from One Routing Table Into Another Routing Table</i></li> <li>• <a href="#">interface-routes on page 94</a></li> <li>• <a href="#">rib-groups on page 138</a></li> </ul>                                                                                                                                                                                                                                                                                                                                                                                                               |

## rib-groups

|                            |                                                                                                                                                                                                                                                                                                                                                                                                                                                                                                                                                                                                                                                                                                                                                                                                                                                                                                                                                                                                                                                                                                                                                                                                                                                                                                                                                                                                                                                                                                                                                                                                                                                                                                                                                                                                                                  |
|----------------------------|----------------------------------------------------------------------------------------------------------------------------------------------------------------------------------------------------------------------------------------------------------------------------------------------------------------------------------------------------------------------------------------------------------------------------------------------------------------------------------------------------------------------------------------------------------------------------------------------------------------------------------------------------------------------------------------------------------------------------------------------------------------------------------------------------------------------------------------------------------------------------------------------------------------------------------------------------------------------------------------------------------------------------------------------------------------------------------------------------------------------------------------------------------------------------------------------------------------------------------------------------------------------------------------------------------------------------------------------------------------------------------------------------------------------------------------------------------------------------------------------------------------------------------------------------------------------------------------------------------------------------------------------------------------------------------------------------------------------------------------------------------------------------------------------------------------------------------|
| <b>Syntax</b>              | <pre> rib-groups {     group-name {         export-rib group-name;         import-policy [ policy-names ];         import-rib [ group-names ];     } } </pre>                                                                                                                                                                                                                                                                                                                                                                                                                                                                                                                                                                                                                                                                                                                                                                                                                                                                                                                                                                                                                                                                                                                                                                                                                                                                                                                                                                                                                                                                                                                                                                                                                                                                    |
| <b>Hierarchy Level</b>     | [edit logical-systems <i>logical-system-name</i> routing-options],<br>[edit routing-options]                                                                                                                                                                                                                                                                                                                                                                                                                                                                                                                                                                                                                                                                                                                                                                                                                                                                                                                                                                                                                                                                                                                                                                                                                                                                                                                                                                                                                                                                                                                                                                                                                                                                                                                                     |
| <b>Release Information</b> | <p>Statement introduced before Junos OS Release 7.4.</p> <p>Statement introduced in Junos OS Release 9.0 for EX Series switches.</p> <p>Statement introduced in Junos OS Release 11.3 for the QFX Series.</p> <p>Statement introduced in Junos OS Release 14.1X53-D20 for the OCX Series.</p>                                                                                                                                                                                                                                                                                                                                                                                                                                                                                                                                                                                                                                                                                                                                                                                                                                                                                                                                                                                                                                                                                                                                                                                                                                                                                                                                                                                                                                                                                                                                    |
| <b>Description</b>         | <p>Group one or more routing tables to form a routing table group. A routing protocol can import routes into all the routing tables in the group and can export routes from a single routing table.</p> <p>Each routing table group must contain one or more routing tables that Junos OS uses when importing routes (specified in the <b>import-rib</b> statement) and optionally can contain one routing table group that Junos OS uses when exporting routes to the routing protocols (specified in the <b>export-rib</b> statement).</p> <p>The first routing table you specify is the <i>primary routing table</i>, and any additional routing tables are the <i>secondary routing tables</i>.</p> <p>The primary routing table determines the address family of the routing table group. To configure an IP version 4 (IPv4) routing table group, specify <b>inet.0</b> as the primary routing table. To configure an IP version 6 (IPv6) routing table group, specify <b>inet6.0</b> as the primary routing table. If you configure an IPv6 routing table group, the primary and all secondary routing tables must be IPv6 routing tables (<b>inet6.x</b>).</p> <p>In Junos OS Release 9.5 and later, you can include both IPv4 and IPv6 routing tables in an IPv4 import routing table group using the <b>import-rib</b> statement. In releases prior to Junos OS Release 9.5, you can only include either IPv4 or IPv6 routing tables in the same <b>import-rib</b> statement. The ability to configure an import routing table group with both IPv4 and IPv6 routing tables enables you, for example, to populate the <b>inet6.3</b> routing table with IPv6 addresses that are compatible with IPv4. Specify <b>inet.0</b> as the primary routing table, and specify <b>inet6.3</b> as a secondary routing table.</p> |



**NOTE:** On EX Series switches, only dynamically learned routes can be imported from one routing table group to another.



**NOTE:** If you configure an import routing table group that includes both IPv4 and IPv6 routing tables, any corresponding export routing table group must include only IPv4 routing tables.

If you have configured a routing table, configure the OSPF primary instance at the **[edit protocols ospf]** hierarchy level with the statements needed for your network so that routes are installed in **inet.0** and in the forwarding table. Make sure to include the routing table group. For more information, see *Example: Configuring Multiple Routing Instances of OSPF*.

After specifying the routing table from which to import routes, you can apply one or more policies to control which routes are installed in the routing table group. To apply a policy to routes being imported into the routing table group, include the **import-policy** statement.

**Options** *group-name*—Name of the routing table group. The name must start with a letter and can include letters, numbers, and hyphens.

The remaining statements are explained separately.


**Required Privilege Level** routing—To view this statement in the configuration.  
routing-control—To add this statement to the configuration.

**Related Documentation**


- *Example: Exporting Specific Routes from One Routing Table Into Another Routing Table*
- [rib-group on page 137](#)

## route-distinguisher-id

---

|                                 |                                                                                                                                                                                                                                                                                                                                                                                                                                                                                                                                                                                                                                                                                                                                                                                        |
|---------------------------------|----------------------------------------------------------------------------------------------------------------------------------------------------------------------------------------------------------------------------------------------------------------------------------------------------------------------------------------------------------------------------------------------------------------------------------------------------------------------------------------------------------------------------------------------------------------------------------------------------------------------------------------------------------------------------------------------------------------------------------------------------------------------------------------|
| <b>Syntax</b>                   | <code>route-distinguisher-id <i>ip-address</i>;</code>                                                                                                                                                                                                                                                                                                                                                                                                                                                                                                                                                                                                                                                                                                                                 |
| <b>Hierarchy Level</b>          | [edit logical-systems <i>logical-system-name</i> routing-options],<br>[edit routing-options]                                                                                                                                                                                                                                                                                                                                                                                                                                                                                                                                                                                                                                                                                           |
| <b>Release Information</b>      | Statement introduced before Junos OS Release 7.4.<br>Statement introduced in Junos OS Release 9.0 for EX Series switches.                                                                                                                                                                                                                                                                                                                                                                                                                                                                                                                                                                                                                                                              |
| <b>Description</b>              | <p>Automatically assign a route distinguisher to the routing instance.</p> <p>If you configure the <b>route-distinguisher</b> statement in addition to the <b>route-distinguisher-id</b> statement, the value configured for <b>route-distinguisher</b> supersedes the value generated from <b>route-distinguisher-id</b>.</p> <div><p><b>NOTE:</b> To avoid a conflict in the two route distinguisher values, it is recommended to ensure that the first half of the route distinguisher obtained by configuring the <b>route-distinguisher</b> statement is different from the first half of the route distinguisher obtained by configuring the <b>route-distinguisher-id</b> statement.</p></div> |
| <b>Options</b>                  | <i>ip-address</i> —Address for routing instance.                                                                                                                                                                                                                                                                                                                                                                                                                                                                                                                                                                                                                                                                                                                                       |
| <b>Required Privilege Level</b> | routing—To view this statement in the configuration.<br>routing-control—To add this statement to the configuration.                                                                                                                                                                                                                                                                                                                                                                                                                                                                                                                                                                                                                                                                    |
| <b>Related Documentation</b>    | <ul style="list-style-type: none"><li>• <i>Example: Configuring BGP Route Target Filtering for VPNs</i></li><li>• <i>Configuring Routing Instances on PE Routers in VPNs</i></li></ul>                                                                                                                                                                                                                                                                                                                                                                                                                                                                                                                                                                                                 |

## route-record

|                                                                                                                                                                                                                                                                                                                                                                                                                                                    |                                                                                                                                                                                                                                                                            |
|----------------------------------------------------------------------------------------------------------------------------------------------------------------------------------------------------------------------------------------------------------------------------------------------------------------------------------------------------------------------------------------------------------------------------------------------------|----------------------------------------------------------------------------------------------------------------------------------------------------------------------------------------------------------------------------------------------------------------------------|
| <b>Syntax</b>                                                                                                                                                                                                                                                                                                                                                                                                                                      | route-record;                                                                                                                                                                                                                                                              |
| <b>Hierarchy Level</b>                                                                                                                                                                                                                                                                                                                                                                                                                             | [edit logical-systems <i>logical-system-name</i> routing-options],<br>[edit routing-options]                                                                                                                                                                               |
| <b>Release Information</b>                                                                                                                                                                                                                                                                                                                                                                                                                         | Statement introduced before Junos OS Release 7.4.<br>Statement introduced in Junos OS Release 9.0 for EX Series switches.<br>Statement introduced in Junos OS Release 11.3 for the QFX Series.<br>Statement introduced in Junos OS Release 14.1X53-D20 for the OCX Series. |
| <b>Description</b>                                                                                                                                                                                                                                                                                                                                                                                                                                 | Export the AS path and routing information to the traffic sampling process.<br><br>Before you can perform flow aggregation, the routing protocol process must export the AS path and routing information to the sampling process.                                          |
| <div>  <p><b>NOTE:</b> Starting with Junos OS Release 15.1, when you commit a minor configuration change, the routing protocol process sends only AS paths that are active routes to the FPCs. Not all known AS paths are sent to the FPC, thereby considerably reducing the memory and CPU usage, resulting in a faster route record database update.</p> </div> |                                                                                                                                                                                                                                                                            |
| <b>Required Privilege Level</b>                                                                                                                                                                                                                                                                                                                                                                                                                    | routing—To view this statement in the configuration.<br>routing-control—To add this statement to the configuration.                                                                                                                                                        |
| <b>Related Documentation</b>                                                                                                                                                                                                                                                                                                                                                                                                                       | <ul style="list-style-type: none"> <li>• <i>Enabling Flow Aggregation</i></li> <li>• <i>Junos OS Services Interfaces Library for Routing Devices</i></li> </ul>                                                                                                            |

## router-id

|                            |                                                                                                                                                                                                                                                                                                                                                                                                                                                                  |
|----------------------------|------------------------------------------------------------------------------------------------------------------------------------------------------------------------------------------------------------------------------------------------------------------------------------------------------------------------------------------------------------------------------------------------------------------------------------------------------------------|
| <b>Syntax</b>              | <code>router-id address;</code>                                                                                                                                                                                                                                                                                                                                                                                                                                  |
| <b>Hierarchy Level</b>     | [edit logical-systems <i>logical-system-name</i> routing-instances <i>routing-instance-name</i> routing-options],<br>[edit logical-systems <i>logical-system-name</i> routing-options],<br>[edit routing-instances <i>routing-instance-name</i> routing-options],<br>[edit routing-options]                                                                                                                                                                      |
| <b>Release Information</b> | Statement introduced before Junos OS Release 7.4.<br>Statement introduced in Junos OS Release 9.0 for EX Series switches.<br>Statement introduced in Junos OS Release 11.3 for the QFX Series.<br>Statement introduced in Junos OS Release 12.3 for ACX Series routers.<br>Statement introduced in Junos OS Release 14.1X53-D20 for the OCX Series.                                                                                                              |
| <b>Description</b>         | Specify the routing device's IP address.<br><br>The router identifier is used by BGP and OSPF to identify the routing device from which a packet originated. The router identifier usually is the IP address of the local routing device. If you do not configure a router identifier, the IP address of the first interface to come online is used. This is usually the loopback interface. Otherwise, the first hardware interface with an IP address is used. |



**NOTE:** We strongly recommend that you configure the router identifier under the [edit routing-options] hierarchy level to avoid unpredictable behavior if the interface address on a loopback interface changes.

You must configure a router-id in order for BGP and OSPF to function in a routing instance. Use the **show route instance detail** command to display the router-id value for a routing instance. If the router-id is 0.0.0.0, then the routing instance has no router-id.

For more information about the router identifier in OSPF, see *Example: Configuring an OSPF Router Identifier*.



**NOTE:** If you run OSPF for IPv6 or BGP for IPv6 in a routing instance, you must configure an IPv4 router identifier (**router-id**) in the routing instance itself. In other words, the IPv4 router-id in the main routing instance is not inherited by other routing instances. Even if you run *only* IPv6 OSPF or BGP in a routing instance, the IPv4 router-id must be configured because OSPF and BGP, even when used exclusively with IPv6, use the IPv4 router-id for handshaking. If you do not configure the IPv4 router-id in the IPv6 OSPF or BGP routing instance, then the IPv6 protocols will use invalid IPv4 address 0.0.0.0 and the adjacencies and connections will fail.

|                                 |                                                                                                                                                                    |
|---------------------------------|--------------------------------------------------------------------------------------------------------------------------------------------------------------------|
| <b>Options</b>                  | <p><b>address</b>—IP address of the routing device.</p> <p><b>Default:</b> Address of the first interface encountered by Junos OS</p>                              |
| <b>Required Privilege Level</b> | <p>routing—To view this statement in the configuration.</p> <p>routing-control—To add this statement to the configuration.</p>                                     |
| <b>Related Documentation</b>    | <ul style="list-style-type: none"> <li>• <i>Examples: Configuring External BGP Peering</i></li> <li>• <i>Examples: Configuring Internal BGP Peering</i></li> </ul> |

## routing-instances

---

|                                 |                                                                                                                                                                                |
|---------------------------------|--------------------------------------------------------------------------------------------------------------------------------------------------------------------------------|
| <b>Syntax</b>                   | <pre>routing-instances <i>routing-instance-name</i> {   description;   instance-type virtual-router;   interface <i>interface-name</i>;   protocols;   routing-options }</pre> |
| <b>Hierarchy Level</b>          | [edit]                                                                                                                                                                         |
| <b>Release Information</b>      | <p>Statement introduced in Junos OS Release 11.3 for the QFX Series.</p> <p>Statement introduced in Junos OS Release 14.1X53-D20 for the OCX Series.</p>                       |
| <b>Description</b>              | (QFabric switches only) Configure a virtual router routing instance.                                                                                                           |
| <b>Options</b>                  | <p><b><i>routing-instance-name</i></b>—Name of this routing instance.</p> <p>The remaining statements are explained separately.</p>                                            |
| <b>Required Privilege Level</b> | <p>routing—To view this statement in the configuration.</p> <p>routing-control—To add this statement to the configuration.</p>                                                 |
| <b>Related Documentation</b>    | <ul style="list-style-type: none"> <li>• <a href="#">Configuring Virtual Router Routing Instances on page 6</a></li> </ul>                                                     |

## routing-options

---

|                                 |                                                                                                                                                                                                                                                                                                    |
|---------------------------------|----------------------------------------------------------------------------------------------------------------------------------------------------------------------------------------------------------------------------------------------------------------------------------------------------|
| <b>Syntax</b>                   | <code>routing-options { ... }</code>                                                                                                                                                                                                                                                               |
| <b>Hierarchy Level</b>          | [edit],<br>[edit routing-instances <i>routing-instance-name</i> ]                                                                                                                                                                                                                                  |
| <b>Release Information</b>      | Statement introduced in Junos OS Release 11.3 for the QFX Series.<br>Statement introduced in Junos OS Release 14.1X53-D20 for the OCX Series.                                                                                                                                                      |
| <b>Description</b>              | Configure protocol-independent routing properties.                                                                                                                                                                                                                                                 |
| <b>Required Privilege Level</b> | routing—To view this statement in the configuration.<br>routing-control—To add this statement to the configuration.                                                                                                                                                                                |
| <b>Related Documentation</b>    | <ul style="list-style-type: none"><li>• <a href="#">Overview of Routing Options on page 1</a></li><li>• <a href="#">Understanding Distributed Periodic Packet Management on page 7</a></li><li>• <a href="#">Example: Configuring SSM Maps for Different Groups to Different Sources</a></li></ul> |

## scope

---

|                                 |                                                                                                                                                                                                                                                                                                                                                     |
|---------------------------------|-----------------------------------------------------------------------------------------------------------------------------------------------------------------------------------------------------------------------------------------------------------------------------------------------------------------------------------------------------|
| <b>Syntax</b>                   | <pre>scope <i>scope-name</i> {<br/>    interface [ <i>interface-names</i> ];<br/>    prefix <i>destination-prefix</i>;<br/>}</pre>                                                                                                                                                                                                                  |
| <b>Hierarchy Level</b>          | [edit logical-systems <i>logical-system-name</i> routing-instances <i>routing-instance-name</i> routing-options multicast],<br>[edit logical-systems <i>logical-system-name</i> routing-options multicast],<br>[edit routing-instances <i>routing-instance-name</i> routing-options multicast],<br>[edit routing-options multicast]                 |
| <b>Release Information</b>      | Statement introduced before Junos OS Release 7.4.<br>Statement introduced in Junos OS Release 9.0 for EX Series switches.<br>Statement introduced in Junos OS Release 11.3 for the QFX Series.<br>Statement introduced in Junos OS Release 12.3 for ACX Series routers.<br>Statement introduced in Junos OS Release 14.1X53-D20 for the OCX Series. |
| <b>Description</b>              | Configure multicast scoping.                                                                                                                                                                                                                                                                                                                        |
| <b>Options</b>                  | <i>scope-name</i> —Name of the multicast scope.<br><br>The remaining statements are explained separately.                                                                                                                                                                                                                                           |
| <b>Required Privilege Level</b> | routing—To view this statement in the configuration.<br>routing-control—To add this statement to the configuration.                                                                                                                                                                                                                                 |
| <b>Related Documentation</b>    | <ul style="list-style-type: none"><li>• <a href="#">Configuring Multicast Snooping</a></li></ul>                                                                                                                                                                                                                                                    |



## scope-policy

**Syntax** `scope-policy [ policy-names ];`

**Hierarchy Level** [edit logical-systems *logical-system-name* routing-options multicast],  
[edit routing-options multicast]



**NOTE:** You can configure a scope policy at these two hierarchy levels only. You cannot apply a scope policy to a specific routing instance, because all scoping policies are applied to all routing instances. However, you can apply the `scope` statement to a specific routing instance at the [edit routing-instances *routing-instance-name* routing-options multicast] or [edit logical-systems *logical-system-name* routing-instances *routing-instance-name* routing-options multicast] hierarchy level.


|                                 |                                                                                                                                                                                                                                                                                                                                                     |
|---------------------------------|-----------------------------------------------------------------------------------------------------------------------------------------------------------------------------------------------------------------------------------------------------------------------------------------------------------------------------------------------------|
| <b>Release Information</b>      | Statement introduced before Junos OS Release 7.4.<br>Statement introduced in Junos OS Release 9.0 for EX Series switches.<br>Statement introduced in Junos OS Release 11.3 for the QFX Series.<br>Statement introduced in Junos OS Release 12.3 for ACX Series routers.<br>Statement introduced in Junos OS Release 14.1X53-D20 for the OCX Series. |
| <b>Description</b>              | Apply policies for scoping. The policy must be correctly configured at the <b>edit policy-options policy-statement</b> hierarchy level.                                                                                                                                                                                                             |
| <b>Options</b>                  | <i>policy-names</i> —Name of one or more multicast scope policies.                                                                                                                                                                                                                                                                                  |
| <b>Required Privilege Level</b> | routing—To view this statement in the configuration.<br>routing-control—To add this statement to the configuration.                                                                                                                                                                                                                                 |
| <b>Related Documentation</b>    | <ul style="list-style-type: none"> <li>• <a href="#">scope on page 144</a></li> <li>• <i>Example: Using a Scope Policy for Multicast Scoping</i></li> </ul>                                                                                                                                                                                         |

## source (Source-Specific Multicast)

---

|                                 |                                                                                                                                                                                                                                                                                                                                                                                                                                                                                     |
|---------------------------------|-------------------------------------------------------------------------------------------------------------------------------------------------------------------------------------------------------------------------------------------------------------------------------------------------------------------------------------------------------------------------------------------------------------------------------------------------------------------------------------|
| <b>Syntax</b>                   | <code>source [ <i>addresses</i> ];</code>                                                                                                                                                                                                                                                                                                                                                                                                                                           |
| <b>Hierarchy Level</b>          | [edit logical-systems <i>logical-system-name</i> routing-instances <i>routing-instance-name</i> routing-options multicast <b>ssm-map</b> <i>ssm-map-name</i> ],<br>[edit logical-systems <i>logical-system-name</i> routing-options multicast <b>ssm-map</b> <i>ssm-map-name</i> ],<br>[edit routing-instances <i>routing-instance-name</i> routing-options multicast <b>ssm-map</b> <i>ssm-map-name</i> ],<br>[edit routing-options multicast <b>ssm-map</b> <i>ssm-map-name</i> ] |
| <b>Release Information</b>      | Statement introduced in Junos OS Release 7.4.<br>Statement introduced in Junos OS Release 9.0 for EX Series switches.<br>Statement introduced in Junos OS Release 12.3 for ACX Series routers.                                                                                                                                                                                                                                                                                      |
| <b>Description</b>              | Specify IPv4 or IPv6 source addresses for an SSM map.                                                                                                                                                                                                                                                                                                                                                                                                                               |
| <b>Options</b>                  | <b><i>addresses</i></b> —IPv4 or IPv6 source addresses.                                                                                                                                                                                                                                                                                                                                                                                                                             |
| <b>Required Privilege Level</b> | routing—To view this statement in the configuration.<br>routing-control—To view this statement in the configuration.                                                                                                                                                                                                                                                                                                                                                                |
| <b>Related Documentation</b>    | <ul style="list-style-type: none"><li>• <i>Example: Configuring SSM Mapping</i></li></ul>                                                                                                                                                                                                                                                                                                                                                                                           |

## source-routing

|                                 |                                                                                                                                                                                                                                                                                                 |
|---------------------------------|-------------------------------------------------------------------------------------------------------------------------------------------------------------------------------------------------------------------------------------------------------------------------------------------------|
| <b>Syntax</b>                   | source-routing {<br>(ip   ipv6)<br>}                                                                                                                                                                                                                                                            |
| <b>Hierarchy Level</b>          | [edit routing-options]                                                                                                                                                                                                                                                                          |
| <b>Release Information</b>      | Statement for IPv6 introduced in Junos OS Release 8.2.<br>Statement for IPv4 introduced in Junos OS Release 8.5.<br>Statement introduced in Junos OS Release 9.0 for EX Series switches.<br>Statement introduced in Junos OS Release 12.3 for ACX Series routers.                               |
| <b>Description</b>              | <p>Enable source routing.</p> <p>Source routing allows a sender of a packet to partially or completely specify the route the packet takes through the network. In contrast, in non-source routing protocols, routers in the network determine the path based on the packet's destination.</p>   |
|                                 | <div>  <p><b>NOTE:</b> We recommend that you not use source routing. Instead, we recommend that you use policy-based routing or filter-based forwarding to route packets based on source addresses.</p> </div> |
| <b>Default</b>                  | Disabled                                                                                                                                                                                                                                                                                        |
| <b>Required Privilege Level</b> | routing—To view this statement in the configuration.<br>routing-control—To add this statement to the configuration.                                                                                                                                                                             |
| <b>Related Documentation</b>    | <ul style="list-style-type: none"> <li><i>Example: Configuring Filter-Based Forwarding on the Source Address</i></li> </ul>                                                                                                                                                                     |

## ssm-groups

---

|                                 |                                                                                                                                                                                                                                                                                                                                                                                                                                                                                                                                                                                                                                                                                                                                              |
|---------------------------------|----------------------------------------------------------------------------------------------------------------------------------------------------------------------------------------------------------------------------------------------------------------------------------------------------------------------------------------------------------------------------------------------------------------------------------------------------------------------------------------------------------------------------------------------------------------------------------------------------------------------------------------------------------------------------------------------------------------------------------------------|
| <b>Syntax</b>                   | <code>ssm-groups [ <i>ip-addresses</i> ];</code>                                                                                                                                                                                                                                                                                                                                                                                                                                                                                                                                                                                                                                                                                             |
| <b>Hierarchy Level</b>          | <code>[edit logical-systems <i>logical-system-name</i> routing-instances <i>routing-instance-name</i> routing-options multicast],</code><br><code>[edit logical-systems <i>logical-system-name</i> routing-options multicast],</code><br><code>[edit routing-instances <i>routing-instance-name</i> routing-options multicast],</code><br><code>[edit routing-options multicast]</code>                                                                                                                                                                                                                                                                                                                                                      |
| <b>Release Information</b>      | Statement introduced before Junos OS Release 7.4.<br>Statement introduced in Junos OS Release 9.0 for EX Series switches.<br>Statement introduced in Junos OS Release 12.1 for the QFX Series.<br>Statement introduced in Junos OS Release 12.3 for ACX Series routers.<br>Statement introduced in Junos OS Release 14.1X53-D20 for the OCX Series.                                                                                                                                                                                                                                                                                                                                                                                          |
| <b>Description</b>              | <p>Configure source-specific multicast (SSM) groups.</p> <p>By default, the SSM group multicast address is limited to the IP address range from 232.0.0.0 through 232.255.255.255. However, you can extend SSM operations into another Class D range by including the <b>ssm-groups</b> statement in the configuration. The default SSM address range from 232.0.0.0 through 232.255.255.255 cannot be used in the <b>ssm-groups</b> statement. This statement is for adding other multicast addresses to the default SSM group addresses. This statement does not override the default SSM group address range.</p> <p>IGMPv3 supports SSM groups. By utilizing inclusion lists, only sources that are specified send to the SSM group.</p> |
| <b>Options</b>                  | <i>ip-addresses</i> —List of one or more additional SSM group addresses separated by a space.                                                                                                                                                                                                                                                                                                                                                                                                                                                                                                                                                                                                                                                |
| <b>Required Privilege Level</b> | routing—To view this statement in the configuration.<br>routing-control—To add this statement to the configuration.                                                                                                                                                                                                                                                                                                                                                                                                                                                                                                                                                                                                                          |
| <b>Related Documentation</b>    | <ul style="list-style-type: none"><li>• <i>Example: Configuring Source-Specific Multicast Groups with Any-Source Override</i></li></ul>                                                                                                                                                                                                                                                                                                                                                                                                                                                                                                                                                                                                      |

## ssm-map (Routing Options Multicast)

|                                 |                                                                                                                                                                                                                                                                                                                                                                        |
|---------------------------------|------------------------------------------------------------------------------------------------------------------------------------------------------------------------------------------------------------------------------------------------------------------------------------------------------------------------------------------------------------------------|
| <b>Syntax</b>                   | <pre>ssm-map <i>ssm-map-name</i> {     policy [ <i>policy-names</i> ];     source [ <i>addresses</i> ]; }</pre>                                                                                                                                                                                                                                                        |
| <b>Hierarchy Level</b>          | <p>[edit logical-systems <i>logical-system-name</i> routing-instances <i>routing-instance-name</i> routing-options multicast],</p> <p>[edit logical-systems <i>logical-system-name</i> routing-options multicast],</p> <p>[edit routing-instances <i>routing-instance-name</i> routing-options multicast],</p> <p>[edit routing-options multicast]</p>                 |
| <b>Release Information</b>      | <p>Statement introduced in Junos OS Release 7.4.</p> <p>Statement introduced in Junos OS Release 9.0 for EX Series switches.</p> <p>Statement introduced in Junos OS Release 12.1 for the QFX Series.</p> <p>Statement introduced in Junos OS Release 12.3 for ACX Series routers.</p> <p>Statement introduced in Junos OS Release 14.1X53-D20 for the OCX Series.</p> |
| <b>Description</b>              | Configure SSM mapping.                                                                                                                                                                                                                                                                                                                                                 |
| <b>Options</b>                  | <p><b><i>ssm-map-name</i></b>—Name of the SSM map.</p> <p>The remaining statements are explained separately.</p>                                                                                                                                                                                                                                                       |
| <b>Required Privilege Level</b> | <p>routing—To view this statement in the configuration.</p> <p>routing-control—To add this statement to the configuration.</p>                                                                                                                                                                                                                                         |
| <b>Related Documentation</b>    | <ul style="list-style-type: none"> <li>• <i>Example: Configuring SSM Mapping</i></li> </ul>                                                                                                                                                                                                                                                                            |

## static (Routes)

|                            |                                                                                                                                                                                                                                                                                                                                                                                                                                                                                                                                                                                                                                                                                                                                                                                                                                                                                                                                                                                                                                                                                                                                                                                                                                                                                                                                                                                                                                                                                                                 |
|----------------------------|-----------------------------------------------------------------------------------------------------------------------------------------------------------------------------------------------------------------------------------------------------------------------------------------------------------------------------------------------------------------------------------------------------------------------------------------------------------------------------------------------------------------------------------------------------------------------------------------------------------------------------------------------------------------------------------------------------------------------------------------------------------------------------------------------------------------------------------------------------------------------------------------------------------------------------------------------------------------------------------------------------------------------------------------------------------------------------------------------------------------------------------------------------------------------------------------------------------------------------------------------------------------------------------------------------------------------------------------------------------------------------------------------------------------------------------------------------------------------------------------------------------------|
| <b>Syntax</b>              | <pre> static {   defaults {     static-options;   }   rib-group <i>group-name</i>;   route <i>destination-prefix</i> {     next-hop <i>address</i>;     next-hop <i>options</i>;     qualified-next-hop <i>address</i> {       metric <i>metric</i>;       preference <i>preference</i>;     }     static-options;   } } </pre>                                                                                                                                                                                                                                                                                                                                                                                                                                                                                                                                                                                                                                                                                                                                                                                                                                                                                                                                                                                                                                                                                                                                                                                 |
| <b>Hierarchy Level</b>     | <p>[edit routing-options],</p> <p>[edit routing-options rib <i>routing-table-name</i>]</p>                                                                                                                                                                                                                                                                                                                                                                                                                                                                                                                                                                                                                                                                                                                                                                                                                                                                                                                                                                                                                                                                                                                                                                                                                                                                                                                                                                                                                      |
| <b>Release Information</b> | <p>Statement introduced in Junos OS Release 11.1 for the QFX Series.</p> <p>Statement introduced in Junos OS Release 14.1X53-D20 for the OCX Series.</p>                                                                                                                                                                                                                                                                                                                                                                                                                                                                                                                                                                                                                                                                                                                                                                                                                                                                                                                                                                                                                                                                                                                                                                                                                                                                                                                                                        |
| <b>Description</b>         | <p>Configure static routes to be installed in the routing table. You can specify any number of routes within a single <b>static</b> statement, and you can specify any number of <b>static</b> options in the configuration.</p>                                                                                                                                                                                                                                                                                                                                                                                                                                                                                                                                                                                                                                                                                                                                                                                                                                                                                                                                                                                                                                                                                                                                                                                                                                                                                |
| <b>Options</b>             | <p><b>defaults</b>—Specify global static route options. These options only set default attributes inherited by all newly created static routes. These are treated as global defaults and apply to all the static routes you configure in the <b>static</b> statement. This part of the <b>static</b> statement is optional.</p> <p><b>route <i>destination-prefix</i></b>—Destination of the static route.</p> <ul style="list-style-type: none"> <li><b>defaults</b>—For the default route to the destination. This is equivalent to specifying an IP address of <b>0.0.0.0/0</b>.</li> <li><b><i>destination-prefix/prefix-length</i></b>—<b><i>destination-prefix</i></b> is the network portion of the IP address, and <b><i>prefix-length</i></b> is the destination prefix length.</li> <li><b>next-hop <i>address</i></b>—Reach the next-hop routing device by specifying an IP address, an interface name, or an ISO network entity title (NET).</li> <li><b><i>nsap-prefix</i></b>—<b><i>nsap-prefix</i></b> is the network service access point (NSAP) address for ISO.</li> </ul> <p><b>next-hop <i>options</i></b>—Additional information for how to manage forwarding of packets to the next hop.</p> <ul style="list-style-type: none"> <li><b>discard</b>—Do not forward packets addressed to this destination. Instead, drop the packets, do not send ICMP unreachable messages to the packets' originators, and install a reject route for this destination into the routing table.</li> </ul> |

- **iso-net**—Reach the next-hop routing device by specifying an ISO NSAP.
- **next-table *routing-table-name***—Name of the next routing table to the destination.
- **receive**—Install a receive route for this destination into the routing table.
- **reject**—Do not forward packets addressed to this destination. Instead, drop the packets, send ICMP unreachable messages to the packets' originators, and install a reject route for this destination into the routing table.

**static-options**—(Optional under **route**) Additional information about static routes, which is included with the route when it is installed in the routing table.

You can specify one or more of the following in **static-options**. Each of the options is explained separately.

- **(active | passive);**
- **(install | no-install);**
- **(metric | metric2 | metric3 | metric4) *value* <type type>;**
- **(preference | preference2 | color | color2) *preference* <type type>;**
- **(resolve | no-resolve);**
- **(no-retain | retain);**

The remaining statements are explained separately.

|                                 |                                                                                                                     |
|---------------------------------|---------------------------------------------------------------------------------------------------------------------|
| <b>Required Privilege Level</b> | routing—To view this statement in the configuration.<br>routing-control—To add this statement to the configuration. |
| <b>Related Documentation</b>    | <ul style="list-style-type: none"> <li>• <a href="#">Configuring Static Routing on page 2</a></li> </ul>            |

## subscriber-leave-timer

---

|                                 |                                                                                                                                                                                                                                                                                                                                                                                                                                                                                                                         |
|---------------------------------|-------------------------------------------------------------------------------------------------------------------------------------------------------------------------------------------------------------------------------------------------------------------------------------------------------------------------------------------------------------------------------------------------------------------------------------------------------------------------------------------------------------------------|
| <b>Syntax</b>                   | <code>subscriber-leave-timer seconds;</code>                                                                                                                                                                                                                                                                                                                                                                                                                                                                            |
| <b>Hierarchy Level</b>          | <code>[edit logical-systems <i>logical-system-name</i> routing-instances <i>routing-instance-name</i> routing-options multicast <i>interface interface-name</i>],</code><br><code>[edit logical-systems <i>logical-system-name</i> routing-options multicast <i>interface interface-name</i>],</code><br><code>[edit routing-instances <i>routing-instance-name</i> routing-options multicast <i>interface interface-name</i>],</code><br><code>[edit routing-options multicast <i>interface interface-name</i>]</code> |
| <b>Release Information</b>      | Statement introduced in Junos OS Release 9.2.<br>Statement introduced in Junos OS Release 9.2 for EX Series switches.<br>Statement introduced in Junos OS Release 11.3 for the QFX Series.<br>Statement introduced in Junos OS Release 12.3 for ACX Series routers.<br>Statement introduced in Junos OS Release 14.1X53-D20 for the OCX Series.                                                                                                                                                                         |
| <b>Description</b>              | Length of time before the multicast VLAN updates QoS data (for example, available bandwidth) for subscriber interfaces after it receives an IGMP leave message.                                                                                                                                                                                                                                                                                                                                                         |
| <b>Options</b>                  | <b>seconds</b> —Length of time before the multicast VLAN updates QoS data (for example, available bandwidth) for subscriber interfaces after it receives an IGMP leave message. Specifying a value of 0 results in an immediate update. This is the same as if the statement were not configured.<br><b>Range:</b> 0 through 30<br><b>Default:</b> 0 seconds                                                                                                                                                            |
| <b>Required Privilege Level</b> | <b>routing</b> —To view this statement in the configuration.<br><b>routing-control</b> —To add this statement to the configuration.                                                                                                                                                                                                                                                                                                                                                                                     |



## tag (Routing Options)

|                                 |                                                                                                                                                                                                                                                                                                                                                                                                                                                                                                                                                                                                                                                                                                                                                                                                                                                                                                                                                                                                                                                                                                                                                                                                                                                                                                                                                                                                                                               |
|---------------------------------|-----------------------------------------------------------------------------------------------------------------------------------------------------------------------------------------------------------------------------------------------------------------------------------------------------------------------------------------------------------------------------------------------------------------------------------------------------------------------------------------------------------------------------------------------------------------------------------------------------------------------------------------------------------------------------------------------------------------------------------------------------------------------------------------------------------------------------------------------------------------------------------------------------------------------------------------------------------------------------------------------------------------------------------------------------------------------------------------------------------------------------------------------------------------------------------------------------------------------------------------------------------------------------------------------------------------------------------------------------------------------------------------------------------------------------------------------|
| <b>Syntax</b>                   | <code>tag metric type number;</code>                                                                                                                                                                                                                                                                                                                                                                                                                                                                                                                                                                                                                                                                                                                                                                                                                                                                                                                                                                                                                                                                                                                                                                                                                                                                                                                                                                                                          |
| <b>Hierarchy Level</b>          | <p>[edit logical-systems <i>logical-system-name</i> routing-instances <i>routing-instance-name</i> routing-options (<a href="#">aggregate</a>   <a href="#">generate</a>   static) (defaults   route)],</p> <p>[edit logical-systems <i>logical-system-name</i> routing-instances <i>routing-instance-name</i> routing-options rib <i>routing-table-name</i> (<a href="#">aggregate</a>   <a href="#">generate</a>   static) (defaults   route)],</p> <p>[edit logical-systems <i>logical-system-name</i> routing-options (<a href="#">aggregate</a>   <a href="#">generate</a>   static) (defaults   route)],</p> <p>[edit logical-systems <i>logical-system-name</i> routing-options rib <i>routing-table-name</i> (<a href="#">aggregate</a>   <a href="#">generate</a>   static) (defaults   route)],</p> <p>[edit routing-instances <i>routing-instance-name</i> routing-options <a href="#">aggregate</a>   <a href="#">generate</a>   static] (defaults   route)],</p> <p>[edit routing-instances <i>routing-instance-name</i> routing-options rib <i>routing-table-name</i> (<a href="#">aggregate</a>   <a href="#">generate</a>   static) (defaults   route)],</p> <p>[edit routing-options (<a href="#">aggregate</a>   <a href="#">generate</a>   static) (defaults   route)],</p> <p>[edit routing-options rib <i>routing-table-name</i> (<a href="#">aggregate</a>   <a href="#">generate</a>   static) (defaults   route)]</p> |
| <b>Release Information</b>      | <p>Statement introduced before Junos OS Release 7.4.</p> <p>Statement introduced in Junos OS Release 9.0 for EX Series switches.</p> <p>Statement introduced in Junos OS Release 11.3 for the QFX Series.</p> <p>Statement introduced in Junos OS Release 12.3 for ACX Series routers.</p> <p>Statement introduced in Junos OS Release 14.1X53-D20 for the OCX Series.</p>                                                                                                                                                                                                                                                                                                                                                                                                                                                                                                                                                                                                                                                                                                                                                                                                                                                                                                                                                                                                                                                                    |
| <b>Description</b>              | Associate a tag with a static, aggregate, or generated route.                                                                                                                                                                                                                                                                                                                                                                                                                                                                                                                                                                                                                                                                                                                                                                                                                                                                                                                                                                                                                                                                                                                                                                                                                                                                                                                                                                                 |
| <b>Default</b>                  | No tag strings are associated with routes.                                                                                                                                                                                                                                                                                                                                                                                                                                                                                                                                                                                                                                                                                                                                                                                                                                                                                                                                                                                                                                                                                                                                                                                                                                                                                                                                                                                                    |
| <b>Options</b>                  | <p><i>metric</i>—Tag metric.</p> <p><b>Range:</b> 0 through 4,294,967,295</p> <p><i>type number</i>—Tag type.</p> <p><b>Range:</b> 1 through 16</p>                                                                                                                                                                                                                                                                                                                                                                                                                                                                                                                                                                                                                                                                                                                                                                                                                                                                                                                                                                                                                                                                                                                                                                                                                                                                                           |
| <b>Required Privilege Level</b> | <p>routing—To view this statement in the configuration.</p> <p>routing-control—To add this statement to the configuration.</p>                                                                                                                                                                                                                                                                                                                                                                                                                                                                                                                                                                                                                                                                                                                                                                                                                                                                                                                                                                                                                                                                                                                                                                                                                                                                                                                |
| <b>Related Documentation</b>    | <ul style="list-style-type: none"> <li>• <i>Examples: Configuring Static Routes</i></li> <li>• <i>Example: Summarizing Static Routes Through Route Aggregation</i></li> <li>• <i>Example: Conditionally Generating Static Routes</i></li> <li>• <a href="#">aggregate on page 44</a></li> <li>• <a href="#">generate on page 81</a></li> <li>• <i>static</i></li> </ul>                                                                                                                                                                                                                                                                                                                                                                                                                                                                                                                                                                                                                                                                                                                                                                                                                                                                                                                                                                                                                                                                       |

## threshold (Multicast Forwarding Cache)

|                                 |                                                                                                                                                                                                                                                                                                                                                                                                                                                                                                                                                                                                                                                                                                                                                                                                                                                                                                    |
|---------------------------------|----------------------------------------------------------------------------------------------------------------------------------------------------------------------------------------------------------------------------------------------------------------------------------------------------------------------------------------------------------------------------------------------------------------------------------------------------------------------------------------------------------------------------------------------------------------------------------------------------------------------------------------------------------------------------------------------------------------------------------------------------------------------------------------------------------------------------------------------------------------------------------------------------|
| <b>Syntax</b>                   | <pre>threshold {     log-warning <i>value</i>;     suppress <i>value</i> &lt;reuse <i>value</i>&gt;; }</pre>                                                                                                                                                                                                                                                                                                                                                                                                                                                                                                                                                                                                                                                                                                                                                                                       |
| <b>Hierarchy Level</b>          | <pre>[edit logical-systems <i>logical-system-name</i> routing-instances <i>routing-instance-name</i>   routing-options multicast forwarding-cache], [edit logical-systems <i>logical-system-name</i> routing-instances <i>routing-instance-name</i>   routing-options multicast forwarding-cache family (inet   inet6)], [edit logical-systems <i>logical-system-name</i> routing-options multicast forwarding-cache], [edit logical-systems <i>logical-system-name</i> routing-options multicast forwarding-cache   family (inet   inet6)], [edit routing-instances <i>routing-instance-name</i> routing-options multicast forwarding-cache], [edit routing-instances <i>routing-instance-name</i> routing-options multicast forwarding-cache   (inet   inet6)], [edit routing-options multicast forwarding-cache], [edit routing-options multicast forwarding-cache family (inet   inet6)]</pre> |
| <b>Release Information</b>      | <p>Statement introduced before Junos OS Release 7.4.</p> <p>Statement introduced in Junos OS Release 9.2 for EX Series switches.</p> <p>Statement introduced in Junos OS Release 11.3 for the QFX Series.</p> <p>Statement introduced in Junos OS Release 12.3 for ACX Series routers.</p> <p>Statement introduced in Junos OS Release 14.1X53-D20 for the OCX Series.</p>                                                                                                                                                                                                                                                                                                                                                                                                                                                                                                                         |
| <b>Description</b>              | <p>Configure the global suppression, reuse, and warning log message thresholds for multicast forwarding cache limits. You can configure the thresholds globally for the multicast forwarding cache or individually for the IPv4 and IPv6 multicast forwarding caches. Configuring the <b>threshold</b> statement globally for the multicast forwarding cache or including the <b>family</b> statement to configure the thresholds for the IPv4 and IPv6 multicast forwarding caches are mutually exclusive.</p> <p>To confirm the configured threshold values, use the <b>show multicast forwarding-cache statistics</b> command.</p>                                                                                                                                                                                                                                                              |
| <b>Options</b>                  | <p><b>reuse <i>value</i></b>—(Optional) Value at which to begin creating new multicast forwarding cache entries. If configured, this number should be less than the <b>suppress</b> value.<br/> <b>Range:</b> 1 through 200,000</p> <p><b>suppress <i>value</i></b>—Value at which to begin suppressing new multicast forwarding cache entries. This value is mandatory. This number should be greater than the <b>reuse</b> value.<br/> <b>Range:</b> 1 through 200,000</p> <p>The remaining statement is explained separately.</p>                                                                                                                                                                                                                                                                                                                                                               |
| <b>Required Privilege Level</b> | <p>routing—To view this statement in the configuration.</p> <p>routing-control—To add this statement to the configuration.</p>                                                                                                                                                                                                                                                                                                                                                                                                                                                                                                                                                                                                                                                                                                                                                                     |
| <b>Related Documentation</b>    | <ul style="list-style-type: none"> <li><i>Examples: Configuring the Multicast Forwarding Cache</i></li> </ul>                                                                                                                                                                                                                                                                                                                                                                                                                                                                                                                                                                                                                                                                                                                                                                                      |

## timeout (Flow Maps)

|                                 |                                                                                                                                                                                                                                                                                                                                                                                                                                                                                                                                                       |
|---------------------------------|-------------------------------------------------------------------------------------------------------------------------------------------------------------------------------------------------------------------------------------------------------------------------------------------------------------------------------------------------------------------------------------------------------------------------------------------------------------------------------------------------------------------------------------------------------|
| <b>Syntax</b>                   | <code>timeout (never non-discard-entry-only   <i>minutes</i>);</code>                                                                                                                                                                                                                                                                                                                                                                                                                                                                                 |
| <b>Hierarchy Level</b>          | <p>[edit logical-systems <i>logical-system-name</i> routing-instances <i>routing-instance-name</i> routing-options multicast <b>flow-map</b> <i>flow-map-name</i>],</p> <p>[edit logical-systems <i>logical-system-name</i> routing-options multicast <b>flow-map</b> <i>flow-map-name</i>],</p> <p>[edit routing-instances <i>routing-instance-name</i> routing-options multicast <b>flow-map</b> <i>flow-map-name</i>],</p> <p>[edit routing-options multicast <b>flow-map</b> <i>flow-map-name</i>]</p>                                            |
| <b>Release Information</b>      | <p>Statement introduced in Junos OS Release 8.2.</p> <p>Statement introduced in Junos OS Release 11.3 for the QFX Series.</p> <p>Statement introduced in Junos OS Release 12.3 for ACX Series routers.</p> <p>Statement introduced in Junos OS Release 14.1X53-D20 for the OCX Series.</p>                                                                                                                                                                                                                                                            |
| <b>Description</b>              | Configure the timeout value for multicast forwarding cache entries associated with the flow map.                                                                                                                                                                                                                                                                                                                                                                                                                                                      |
| <b>Options</b>                  | <p><b><i>minutes</i></b>—Length of time that the forwarding cache entry remains active.</p> <p><b>Range:</b> 1 through 720</p> <p><b>never non-discard-entry-only</b>—Specify that the forwarding cache entry always remain active. If you omit the <b>non-discard-entry-only</b> option, all multicast forwarding entries, including those in forwarding and pruned states, are kept forever. If you include the <b>non-discard-entry-only</b> option, entries with forwarding states are kept forever, and entries with pruned states time out.</p> |
| <b>Required Privilege Level</b> | <p>routing—To view this statement in the configuration.</p> <p>routing-control—To add this statement to the configuration.</p>                                                                                                                                                                                                                                                                                                                                                                                                                        |

## timeout (Multicast)

---

|                                 |                                                                                                                                                                                                                                                                                                                                                                                                                                                                                                                                                                                                                                        |
|---------------------------------|----------------------------------------------------------------------------------------------------------------------------------------------------------------------------------------------------------------------------------------------------------------------------------------------------------------------------------------------------------------------------------------------------------------------------------------------------------------------------------------------------------------------------------------------------------------------------------------------------------------------------------------|
| <b>Syntax</b>                   | <code>timeout <i>minutes</i> &lt;family (inet   inet6)&gt;;</code>                                                                                                                                                                                                                                                                                                                                                                                                                                                                                                                                                                     |
| <b>Hierarchy Level</b>          | [edit logical-systems <i>logical-system-name</i> routing-instances <i>routing-instance-name</i> routing-options multicast <a href="#">forwarding-cache</a> ],<br>[edit logical-systems <i>logical-system-name</i> routing-options multicast <a href="#">forwarding-cache</a> ],<br>[edit routing-instances <i>routing-instance-name</i> routing-options multicast <a href="#">forwarding-cache</a> ],<br>[edit routing-options multicast <a href="#">forwarding-cache</a> ]                                                                                                                                                            |
| <b>Release Information</b>      | Statement introduced in Junos OS Release 8.2.<br>Statement introduced in Junos OS Release 9.0 for EX Series switches.<br>Statement introduced in Junos OS Release 11.3 for the QFX Series.<br>Statement introduced in Junos OS Release 12.3 for ACX Series routers.<br>Statement introduced in Junos OS Release 14.1X53-D20 for the OCX Series.                                                                                                                                                                                                                                                                                        |
| <b>Description</b>              | Configure the timeout value for multicast forwarding cache entries.                                                                                                                                                                                                                                                                                                                                                                                                                                                                                                                                                                    |
| <b>Options</b>                  | <b><i>minutes</i></b> —Length of time that the forwarding cache limit remains active.<br><b>Range:</b> 1 through 720<br><br><b><i>family (inet   inet6)</i></b> —(Optional) Apply the configured timeout to either IPv4 or IPv6 multicast forwarding cache entries. Configuring the <b>timeout</b> statement globally for the multicast forwarding cache or including the <b>family</b> statement to configure the timeout value for the IPv4 and IPv6 multicast forwarding caches are mutually exclusive.<br><br><b>Default:</b> By default, the configured timeout applies to both IPv4 and IPv6 multicast forwarding cache entries. |
| <b>Required Privilege Level</b> | <b>routing</b> —To view this statement in the configuration.<br><b>routing-control</b> —To add this statement to the configuration.                                                                                                                                                                                                                                                                                                                                                                                                                                                                                                    |
| <b>Related Documentation</b>    | <ul style="list-style-type: none"><li>• <i>Example: Configuring the Multicast Forwarding Cache</i></li></ul>                                                                                                                                                                                                                                                                                                                                                                                                                                                                                                                           |

## traceoptions

|                            |                                                                                                                                                                                                                                                                                                                                                                                                                                                                                                                                                                                                                                                                                                                                                                                                                                                                                                                                                                                                                                    |
|----------------------------|------------------------------------------------------------------------------------------------------------------------------------------------------------------------------------------------------------------------------------------------------------------------------------------------------------------------------------------------------------------------------------------------------------------------------------------------------------------------------------------------------------------------------------------------------------------------------------------------------------------------------------------------------------------------------------------------------------------------------------------------------------------------------------------------------------------------------------------------------------------------------------------------------------------------------------------------------------------------------------------------------------------------------------|
| <b>Syntax</b>              | <pre> traceoptions {     file <i>filename</i> &lt;files <i>number</i>&gt; &lt;size <i>size</i>&gt; &lt;world-readable   no-world-readable&gt;;     flag <i>flag</i> &lt;disable&gt;; } </pre>                                                                                                                                                                                                                                                                                                                                                                                                                                                                                                                                                                                                                                                                                                                                                                                                                                      |
| <b>Hierarchy Level</b>     | <p>[edit logical-systems <i>logical-system-name</i> routing-instances <i>routing-instance-name</i> routing-options],</p> <p>[edit logical-systems <i>logical-system-name</i> routing-instances <i>routing-instance-name</i> routing-options multicast],</p> <p>[edit logical-systems <i>logical-system-name</i> routing-options],</p> <p>[edit logical-systems <i>logical-system-name</i> routing-options multicast],</p> <p>[edit routing-instances <i>routing-instance-name</i> routing-options],</p> <p>[edit routing-instances <i>routing-instance-name</i> routing-options multicast],</p> <p>[edit routing-options],</p> <p>[edit routing-options flow],</p> <p>[edit routing-options multicast]</p>                                                                                                                                                                                                                                                                                                                         |
| <b>Release Information</b> | <p>Statement introduced before Junos OS Release 7.4.</p> <p><b>nsr-synchronization</b> flag for BGP, IS-IS, LDP, and OSPF added in Junos OS Release 8.4.</p> <p><b>nsr-synchronization</b> and <b>nsr-packet</b> flags for BFD sessions added in Junos OS Release 8.5.</p> <p>Statement introduced in Junos OS Release 9.0 for EX Series switches.</p> <p><b>nsr-synchronization</b> flag for RIP and RIPng added in Junos OS Release 9.0.</p> <p><b>nsr-synchronization</b> flag for Layer 2 VPNs and VPLS added in Junos OS Release 9.1.</p> <p><b>nsr-synchronization</b> flag for PIM added in Junos OS Release 9.3.</p> <p><b>nsr-synchronization</b> flag for MPLS added in Junos OS Release 10.1.</p> <p>Statement introduced in Junos OS Release 11.3 for the QFX Series.</p> <p><b>nsr-synchronization</b> flag for MSDP added in Junos OS Release 12.1.</p> <p>Statement introduced in Junos OS Release 12.3 for ACX Series routers.</p> <p>Statement introduced in Junos OS Release 14.1X53-D20 for the OCX Series.</p> |
| <b>Description</b>         | <p>Define tracing operations that track all routing protocol functionality in the routing device.</p> <p>To specify more than one tracing operation, include multiple <b>flag</b> statements.</p>                                                                                                                                                                                                                                                                                                                                                                                                                                                                                                                                                                                                                                                                                                                                                                                                                                  |
| <b>Default</b>             | If you do not include this statement, no global tracing operations are performed.                                                                                                                                                                                                                                                                                                                                                                                                                                                                                                                                                                                                                                                                                                                                                                                                                                                                                                                                                  |
| <b>Options</b>             | <p><b>Values:</b></p> <p><b>disable</b>—(Optional) Disable the tracing operation. You can use this option to disable a single operation when you have defined a broad group of tracing operations, such as <b>all</b>.</p> <p><b>file <i>filename</i></b>—Name of the file to receive the output of the tracing operation. Enclose the name within quotation marks. All files are placed in the directory <b>/var/log</b>. We recommend that you place global routing protocol tracing output in the file <b>routing-log</b>.</p>                                                                                                                                                                                                                                                                                                                                                                                                                                                                                                  |

**files *number***—(Optional) Maximum number of trace files. When a trace file named ***trace-file*** reaches its maximum size, it is renamed ***trace-file.0***, then ***trace-file.1***, and so on, until the maximum number of trace files is reached. Then, the oldest trace file is overwritten. Note that if you specify a maximum number of files, you also must specify a maximum file size with the **size** option.

**Range:** 2 through 1000 files

**Default:** 10 files

**flag *flag***—Tracing operation to perform. To specify more than one tracing operation, include multiple **flag** statements. These are the global routing protocol tracing options:

- **all**—All tracing operations
- **condition-manager**—Condition-manager events
- **config-internal**—Configuration internals
- **general**—All normal operations and routing table changes (a combination of the **normal** and **route** trace operations)
- **graceful-restart**—Graceful restart operations
- **normal**—All normal operations
- **nsr-packet**—Detailed trace information for BFD nonstop active routing only
- **nsr-synchronization**—Tracing operations for nonstop active routing
- **nsr-synchronization**—Nonstop active routing synchronization
- **parse**—Configuration parsing
- **policy**—Routing policy operations and actions
- **regex-parse**—Regular-expression parsing
- **route**—Routing table changes
- **state**—State transitions
- **task**—Interface transactions and processing
- **timer**—Timer usage

**no-world-readable**—(Optional) Prevent any user from reading the log file.

**size *size***—(Optional) Maximum size of each trace file, in kilobytes (KB), megabytes (MB), or gigabytes (GB). When a trace file named ***trace-file*** reaches this size, it is renamed ***trace-file.0***. When the ***trace-file*** again reaches its maximum size, ***trace-file.0*** is renamed ***trace-file.1*** and ***trace-file*** is renamed ***trace-file.0***. This renaming scheme continues until the maximum number of trace files is reached. Then, the oldest trace file is overwritten. Note that if you specify a maximum file size, you also must specify a maximum number of trace files with the **files** option.

**Syntax:** ***xk*** to specify KB, ***xm*** to specify MB, or ***xg*** to specify GB

**Range:** 10 KB through the maximum file size supported on your system

**Default:** 128 KB

**world-readable**—(Optional) Allow any user to read the log file.

**Required Privilege** routing and trace—To view this statement in the configuration.  
**Level** routing-control and trace-control—To add this statement to the configuration.

**Related** • *Example: Tracing Global Routing Protocol Operations*  
**Documentation**

## upstream-interface

|                                 |                                                                                                                                                                                                                                                                                                                                                                                                                                                                                                                                                                                                                                                                                                                                                                                                                                                                                                                    |
|---------------------------------|--------------------------------------------------------------------------------------------------------------------------------------------------------------------------------------------------------------------------------------------------------------------------------------------------------------------------------------------------------------------------------------------------------------------------------------------------------------------------------------------------------------------------------------------------------------------------------------------------------------------------------------------------------------------------------------------------------------------------------------------------------------------------------------------------------------------------------------------------------------------------------------------------------------------|
| <b>Syntax</b>                   | <code>upstream-interface [ <i>interface-names</i> ];</code>                                                                                                                                                                                                                                                                                                                                                                                                                                                                                                                                                                                                                                                                                                                                                                                                                                                        |
| <b>Hierarchy Level</b>          | <p>[edit logical-systems <i>logical-system-name</i> routing-instances <i>routing-instance-name</i> routing-options multicast <b>pim-to-igmp-proxy</b>],</p> <p>[edit logical-systems <i>logical-system-name</i> routing-instances <i>routing-instance-name</i> routing-options multicast <b>pim-to-mld-proxy</b>],</p> <p>[edit logical-systems <i>logical-system-name</i> routing-options multicast <b>pim-to-igmp-proxy</b>],</p> <p>[edit logical-systems <i>logical-system-name</i> routing-options multicast <b>pim-to-mld-proxy</b>],</p> <p>[edit routing-instances <i>routing-instance-name</i> routing-options multicast <b>pim-to-igmp-proxy</b>],</p> <p>[edit routing-instances <i>routing-instance-name</i> routing-options multicast <b>pim-to-mld-proxy</b>],</p> <p>[edit routing-options multicast <b>pim-to-igmp-proxy</b>],</p> <p>[edit routing-options multicast <b>pim-to-mld-proxy</b>]</p> |
| <b>Release Information</b>      | <p>Statement introduced in Junos OS Release 9.6.</p> <p>Statement introduced in Junos OS Release 9.6 for EX Series switches.</p> <p>Statement introduced in Junos OS Release 11.3 for the QFX Series.</p> <p>Statement introduced in Junos OS Release 12.3 for ACX Series routers.</p> <p>Statement introduced in Junos OS Release 14.1X53-D20 for the OCX Series.</p>                                                                                                                                                                                                                                                                                                                                                                                                                                                                                                                                             |
| <b>Description</b>              | <p>Configure at least one, but not more than two, upstream interfaces on the rendezvous point (RP) routing device that resides between a customer edge-facing Protocol Independent Multicast (PIM) domain and a core-facing PIM domain. The RP routing device translates PIM join or prune messages into corresponding IGMP report or leave messages (if you include the <b>pim-to-igmp-proxy</b> statement), or into corresponding MLD report or leave messages (if you include the <b>pim-to-mld-proxy</b> statement). The routing device then proxies the IGMP or MLD report or leave messages to one or both upstream interfaces to forward IPv4 multicast traffic (for IGMP) or IPv6 multicast traffic (for MLD) across the PIM domains.</p>                                                                                                                                                                  |
| <b>Options</b>                  | <p><b><i>interface-names</i></b>—Names of one or two upstream interfaces to which the RP routing device proxies IGMP or MLD report or leave messages for transmission of multicast traffic across PIM domains. You can specify a maximum of two upstream interfaces on the RP routing device. To configure a set of two upstream interfaces, specify the full interface names, including all physical and logical address components, within square brackets ( [ ] ).</p>                                                                                                                                                                                                                                                                                                                                                                                                                                          |
| <b>Required Privilege Level</b> | <p>routing—To view this statement in the configuration.</p> <p>routing-control—To add this statement to the configuration.</p>                                                                                                                                                                                                                                                                                                                                                                                                                                                                                                                                                                                                                                                                                                                                                                                     |
| <b>Related Documentation</b>    | <ul style="list-style-type: none"> <li>Configuring PIM-to-IGMP Message Translation</li> <li>Configuring PIM-to-MLD Message Translation</li> </ul>                                                                                                                                                                                                                                                                                                                                                                                                                                                                                                                                                                                                                                                                                                                                                                  |



## CHAPTER 5

# Operational Commands (Routing Options)

- `clear ipv6 neighbors`
- `show as-path`
- `show as-path domain`
- `show as-path summary`
- `show ipv6 neighbors`
- `show ipv6 router-advertisement`
- `show route`
- `show route active-path`
- `show route all`
- `show route aspath-regex`
- `show route best`
- `show route brief`
- `show route community`
- `show route community-name`
- `show route damping`
- `show route detail`
- `show route exact`
- `show route export`
- `show route extensive`
- `show route flow validation`
- `show route forwarding-table`
- `show route inactive-path`
- `show route inactive-prefix`
- `show route instance`
- `show route label`
- `show route label-switched-path`

- `show route martians`
- `show route next-hop`
- `show route no-community`
- `show route protocol`
- `show route range`
- `show route receive-protocol`
- `show route resolution`
- `show route snooping`
- `show route source-gateway`
- `show route summary`
- `show route table`
- `show route terse`

## clear ipv6 neighbors

---

|                                 |                                                                                                                                                                                                                                                                    |
|---------------------------------|--------------------------------------------------------------------------------------------------------------------------------------------------------------------------------------------------------------------------------------------------------------------|
| <b>Syntax</b>                   | clear ipv6 neighbors<br><all   host <i>hostname</i> >                                                                                                                                                                                                              |
| <b>Release Information</b>      | Command introduced before Junos OS Release 7.4.<br>Command introduced in Junos OS Release 9.3 for EX Series switches.<br>Command introduced in Junos OS Release 12.2 for the QFX Series.<br>Command introduced in Junos OS Release 14.1X53-D20 for the OCX Series. |
| <b>Description</b>              | Clear IPv6 neighbor cache information.                                                                                                                                                                                                                             |
| <b>Options</b>                  | <b>none</b> —Clear all IPv6 neighbor cache information.<br><br><b>all</b> —(Optional) Clear all IPv6 neighbor cache information.<br><br><b>host <i>hostname</i></b> —(Optional) Clear the information for the specified IPv6 neighbors.                            |
| <b>Required Privilege Level</b> | view                                                                                                                                                                                                                                                               |
| <b>Related Documentation</b>    | <ul style="list-style-type: none"> <li>• <a href="#">show ipv6 neighbors on page 173</a></li> </ul>                                                                                                                                                                |
| <b>List of Sample Output</b>    | <a href="#">clear ipv6 neighbors on page 163</a>                                                                                                                                                                                                                   |
| <b>Output Fields</b>            | When you enter this command, you are provided feedback on the status of your request.                                                                                                                                                                              |

### Sample Output

#### clear ipv6 neighbors

```
user@host> clear ipv6 neighbors
```

## show as-path

---

|                             |                                                                                                                                                                                                                                                                                                                                                                                                                                                                                                                                                                                                                                                                                                                                                                                                                                         |
|-----------------------------|-----------------------------------------------------------------------------------------------------------------------------------------------------------------------------------------------------------------------------------------------------------------------------------------------------------------------------------------------------------------------------------------------------------------------------------------------------------------------------------------------------------------------------------------------------------------------------------------------------------------------------------------------------------------------------------------------------------------------------------------------------------------------------------------------------------------------------------------|
| List of Syntax              | <a href="#">Syntax on page 164</a><br><a href="#">Syntax (EX Series Switches) on page 164</a>                                                                                                                                                                                                                                                                                                                                                                                                                                                                                                                                                                                                                                                                                                                                           |
| Syntax                      | <code>show as-path</code><br><code>&lt;brief   detail&gt;</code><br><code>&lt;logical-system (all   <i>logical-system-name</i>)&gt;</code>                                                                                                                                                                                                                                                                                                                                                                                                                                                                                                                                                                                                                                                                                              |
| Syntax (EX Series Switches) | <code>show as-path</code><br><code>&lt;brief   detail&gt;</code>                                                                                                                                                                                                                                                                                                                                                                                                                                                                                                                                                                                                                                                                                                                                                                        |
| Release Information         | Command introduced before Junos OS Release 7.4.<br>Command introduced in Junos OS Release 9.0 for EX Series switches.<br>Command introduced in Junos OS Release 11.3 for the QFX Series.<br>Command introduced in Junos OS Release 14.1X53-D20 for the OCX Series.                                                                                                                                                                                                                                                                                                                                                                                                                                                                                                                                                                      |
| Description                 | <p>Display the distribution of autonomous system (AS) paths that the local routing device is using (usually through the routing table). Use this command to debug problems for AS paths and to understand how AS paths have been manipulated through a policy (through the <b>as-path-prepend</b> action) or through aggregation.</p> <p>AS paths are stored in a hash table. A hash table is one method for fast lookup. Each entry in the table is called a bucket. Junos OS computes a hash value that indicates in which bucket the AS path is stored. The AS paths are dispersed among the hash buckets so that a manageable number of AS paths is stored in each bucket. Only unique AS paths are stored. Duplicate AS paths increase a reference count, but do not increase the number of AS paths stored in the hash table.</p> |
| Options                     | <p><b>none</b>—Display basic information about AS paths that the local routing device is using (same as brief).</p> <p><b>brief   detail</b>—(Optional) Display the specified level of output.</p> <p><b>logical-system (all   <i>logical-system-name</i>)</b>—(Optional) Perform this operation on all logical systems or on a particular logical system.</p>                                                                                                                                                                                                                                                                                                                                                                                                                                                                          |
| Required Privilege Level    | view                                                                                                                                                                                                                                                                                                                                                                                                                                                                                                                                                                                                                                                                                                                                                                                                                                    |
| Related Documentation       | <ul style="list-style-type: none"><li>• <a href="#">show as-path summary on page 171</a></li></ul>                                                                                                                                                                                                                                                                                                                                                                                                                                                                                                                                                                                                                                                                                                                                      |
| List of Sample Output       | <a href="#">show as-path on page 165</a><br><a href="#">show as-path detail on page 166</a>                                                                                                                                                                                                                                                                                                                                                                                                                                                                                                                                                                                                                                                                                                                                             |
| Output Fields               | <a href="#">Table 6 on page 165</a> lists the output fields for the <b>show as-path</b> command. Output fields are listed in the approximate order in which they appear.                                                                                                                                                                                                                                                                                                                                                                                                                                                                                                                                                                                                                                                                |

Table 6: show as-path Output Fields

| Field Name            | Field Description                                                                                                                                                                                                                                                                                                                                                                                                                                                                                                                             | Level of Output   |
|-----------------------|-----------------------------------------------------------------------------------------------------------------------------------------------------------------------------------------------------------------------------------------------------------------------------------------------------------------------------------------------------------------------------------------------------------------------------------------------------------------------------------------------------------------------------------------------|-------------------|
| <b>Total AS paths</b> | Total number of AS paths.                                                                                                                                                                                                                                                                                                                                                                                                                                                                                                                     | <b>brief</b> none |
| <b>Bucket</b>         | Bucket number.                                                                                                                                                                                                                                                                                                                                                                                                                                                                                                                                | All levels        |
| <b>Count</b>          | Number of AS path entries in this bucket.                                                                                                                                                                                                                                                                                                                                                                                                                                                                                                     | All levels        |
| <b>AS path</b>        | <p>AS path through which the route was learned. The letters at the end of the AS path indicate the path origin, providing an indication of the state of the route at the point at which the AS path originated:</p> <ul style="list-style-type: none"> <li>• <b>I</b>—IGP.</li> <li>• <b>E</b>—EGP.</li> <li>• <b>?</b>—Incomplete; typically, the AS path was aggregated.</li> <li>• <b>Atomic</b>—Route is an aggregate of several route prefixes.</li> <li>• <b>Aggregat</b>—Routing device has summarized a range of prefixes.</li> </ul> | All levels        |
| <b>domain</b>         | Number of independent AS domains. The AS paths of an independent AS domain are not shared with the AS paths and AS path attributes of other domains, including the master routing instance domain.                                                                                                                                                                                                                                                                                                                                            | <b>detail</b>     |
| <b>neighbor as</b>    | AS peer address.                                                                                                                                                                                                                                                                                                                                                                                                                                                                                                                              | <b>detail</b>     |
| <b>length</b>         | Length of the AS path.                                                                                                                                                                                                                                                                                                                                                                                                                                                                                                                        | <b>detail</b>     |
| <b>segments</b>       | Length of the AS segment descriptor.                                                                                                                                                                                                                                                                                                                                                                                                                                                                                                          | <b>detail</b>     |
| <b>references</b>     | Path reference count.                                                                                                                                                                                                                                                                                                                                                                                                                                                                                                                         | <b>detail</b>     |

## Sample Output

### show as-path

```

user@host> show as-path
Total AS paths: 30382
 Bucket 0 Count: 36
 I
 14203 2914 174 31752 I
 14203 2914 701 21512 I
 14203 2914 1239 26632 I
 14203 2914 1239 29704 I
 14203 2914 4323 10248 I
 14203 2914 4766 23560 I
 14203 2914 6395 32776 I
 14203 2914 7911 11272 I
 14203 2914 12180 18440 I
 14203 2914 17408 17416 I
 14203 2914 701 702 24586 I
 14203 2914 1239 4657 9226 I
 14203 2914 1239 7132 16394 I
 14203 2914 1299 8308 34826 I
 14203 2914 3320 5603 28682 I

```

```

14203 2914 3491 1680 33802 I
14203 2914 3549 7908 27658 I
14203 2914 3549 20804 30730 I
14203 2914 7018 2687 9226 I
14203 2914 174 9318 9318 23564 I
14203 2914 701 3786 3786 23564 I
14203 2914 701 4761 4795 9228 I
14203 2914 1239 7132 5673 18444 I
14203 2914 3491 20485 24588 24588 I
14203 2914 5511 2200 1945 2060 I
14203 2914 7911 14325 14325 14348 I
14203 2914 701 4637 9230 9230 9230 I
14203 2914 6395 14 14 14 14 I
14203 2914 9299 6163 6163 6163 9232 I
14203 2914 3356 3356 3356 3356 11955 21522 I
14203 2914 9837 9837 9219 I Aggregator: 9219 202.27.91.253
14203 2914 174 30209 30222 30222 30222 ?
14203 2914 1299 5377 I (Atomic) Aggregator: 5377 193.219.192.22
14203 2914 4323 36097 I (Atomic) Aggregator: 36097 216.69.252.254
14203 2914 209 2516 17676 23813 I (Atomic) Aggregator: 23813 219.127.233.66
Bucket 1 Count: 28
14203 2914 35847 I
14203 2914 174 19465 I
14203 2914 174 35849 I
14203 2914 2828 32777 I
14203 2914 4323 14345 I
14203 2914 4323 29705 I
14203 2914 6395 32777 I

```

...

### show as-path detail

```

user@host> show as-path detail
Total AS paths: 30410
Bucket 0 Count: 36
AS path: I
 domain 0, length 0, segments 0, references 54
AS path: 14203 2914 174 31752 I
 domain 1, neighbor as: 14203, length 4, segments 1, references 2
AS path: 14203 2914 701 21512 I
 domain 1, neighbor as: 14203, length 4, segments 1, references 2
AS path: 14203 2914 1239 26632 I
 domain 1, neighbor as: 14203, length 4, segments 1, references 2
AS path: 14203 2914 1239 29704 I
 domain 1, neighbor as: 14203, length 4, segments 1, references 2
AS path: 14203 2914 4323 10248 I
 domain 1, neighbor as: 14203, length 4, segments 1, references 2
AS path: 14203 2914 4766 23560 I
 domain 1, neighbor as: 14203, length 4, segments 1, references 2
AS path: 14203 2914 6395 32776 I
 domain 1, neighbor as: 14203, length 4, segments 1, references 3
AS path: 14203 2914 7911 11272 I
 domain 1, neighbor as: 14203, length 4, segments 1, references 2
AS path: 14203 2914 12180 18440 I
 domain 1, neighbor as: 14203, length 4, segments 1, references 3
AS path: 14203 2914 17408 17416 I
 domain 1, neighbor as: 14203, length 4, segments 1, references 3
AS path: 14203 2914 701 702 24586 I
 domain 1, neighbor as: 14203, length 5, segments 1, references 3
AS path: 14203 2914 1239 4657 9226 I

```

```

 domain 1, neighbor as: 14203, length 5, segments 1, references 7
AS path: 14203 2914 1239 7132 16394 I
 domain 1, neighbor as: 14203, length 5, segments 1, references 2
AS path: 14203 2914 1299 8308 34826 I
 domain 1, neighbor as: 14203, length 5, segments 1, references 2
AS path: 14203 2914 3320 5603 28682 I
 domain 1, neighbor as: 14203, length 5, segments 1, references 2
AS path: 14203 2914 3491 1680 33802 I
 domain 1, neighbor as: 14203, length 5, segments 1, references 2
AS path: 14203 2914 3549 7908 27658 I
 domain 1, neighbor as: 14203, length 5, segments 1, references 2
AS path: 14203 2914 3549 20804 30730 I
 domain 1, neighbor as: 14203, length 5, segments 1, references 2
AS path: 14203 2914 7018 2687 9226 I
 domain 1, neighbor as: 14203, length 5, segments 1, references 3
AS path: 14203 2914 174 9318 9318 23564 I
 domain 1, neighbor as: 14203, length 6, segments 1, references 2
AS path: 14203 2914 701 3786 3786 23564 I
 domain 1, neighbor as: 14203, length 6, segments 1, references 2
AS path: 14203 2914 701 4761 4795 9228 I
 domain 1, neighbor as: 14203, length 6, segments 1, references 14
AS path: 14203 2914 1239 7132 5673 18444 I
 domain 1, neighbor as: 14203, length 6, segments 1, references 2
AS path: 14203 2914 3491 20485 24588 24588 I
 domain 1, neighbor as: 14203, length 6, segments 1, references 4
AS path: 14203 2914 5511 2200 1945 2060 I
 domain 1, neighbor as: 14203, length 6, segments 1, references 2
AS path: 14203 2914 7911 14325 14325 14348 I
 domain 1, neighbor as: 14203, length 6, segments 1, references 2
AS path: 14203 2914 701 4637 9230 9230 9230 I
 domain 1, neighbor as: 14203, length 7, segments 1, references 3
AS path: 14203 2914 6395 14 14 14 14 I
 domain 1, neighbor as: 14203, length 7, segments 1, references 10
...

```

## show as-path domain

|                                    |                                                                                                                                                                                                                                                    |
|------------------------------------|----------------------------------------------------------------------------------------------------------------------------------------------------------------------------------------------------------------------------------------------------|
| <b>List of Syntax</b>              | <a href="#">Syntax on page 168</a><br><a href="#">Syntax (EX Series Switches) on page 168</a>                                                                                                                                                      |
| <b>Syntax</b>                      | show as-path domain<br><logical-system (all   <i>logical-system-name</i> )>                                                                                                                                                                        |
| <b>Syntax (EX Series Switches)</b> | show as-path domain                                                                                                                                                                                                                                |
| <b>Release Information</b>         | Command introduced before Junos OS Release 7.4.<br>Command introduced in Junos OS Release 9.0 for EX Series switches.                                                                                                                              |
| <b>Description</b>                 | Display autonomous system (AS) path domain information.                                                                                                                                                                                            |
| <b>Options</b>                     | <b>none</b> —(Optional) Display AS path domain information for all routing instances.<br><br><b>logical-system (all   <i>logical-system-name</i>)</b> —(Optional) Perform this operation on all logical systems or on a particular logical system. |
| <b>Required Privilege Level</b>    | view                                                                                                                                                                                                                                               |
| <b>List of Sample Output</b>       | <a href="#">show as-path domain on page 170</a>                                                                                                                                                                                                    |
| <b>Output Fields</b>               | <a href="#">Table 7 on page 168</a> lists the output fields for the <b>show as-path domain</b> command. Output fields are listed in the approximate order in which they appear                                                                     |

**Table 7: show as-path domain Output Fields**

| Field Name          | Field Description                                                                                                                                                                                                                                                                                                                               |
|---------------------|-------------------------------------------------------------------------------------------------------------------------------------------------------------------------------------------------------------------------------------------------------------------------------------------------------------------------------------------------|
| <b>Domain</b>       | Number of independent AS domains. The AS paths of an independent AS domain are not shared with the AS paths and AS path attributes of other domains, including the master routing instance domain.                                                                                                                                              |
| <b>Primary</b>      | Primary AS number.                                                                                                                                                                                                                                                                                                                              |
| <b>References</b>   | Path reference count.                                                                                                                                                                                                                                                                                                                           |
| <b>Number Paths</b> | Number of known AS paths.                                                                                                                                                                                                                                                                                                                       |
| <b>Flags</b>        | Information about the AS path: <ul style="list-style-type: none"> <li>• <b>ASLoop</b>—Path contains an AS loop.</li> <li>• <b>Atomic</b>—Path includes the ATOMIC_AGGREGATE path attribute.</li> <li>• <b>Local</b>—Path was created by local aggregation.</li> <li>• <b>Master</b>—Path was created by the master routing instance.</li> </ul> |
| <b>Local AS</b>     | AS number of the local routing device.                                                                                                                                                                                                                                                                                                          |



Table 7: show as-path domain Output Fields (*continued*)

| Field Name   | Field Description                                       |
|--------------|---------------------------------------------------------|
| <b>Loops</b> | How many times this AS number can appear in an AS path. |

## Sample Output

show as-path domain

```
user@host> show as-path domain
Domain: 1 Primary: 10458
References: 3 Paths: 30383
Flags: Master
Local AS: 10458 Loops: 1
```

## show as-path summary

|                                    |                                                                                                                                                                                                                                                                                                                                                                                                                                                                                                                                                            |
|------------------------------------|------------------------------------------------------------------------------------------------------------------------------------------------------------------------------------------------------------------------------------------------------------------------------------------------------------------------------------------------------------------------------------------------------------------------------------------------------------------------------------------------------------------------------------------------------------|
| <b>List of Syntax</b>              | <a href="#">Syntax on page 171</a><br><a href="#">Syntax (EX Series Switches) on page 171</a>                                                                                                                                                                                                                                                                                                                                                                                                                                                              |
| <b>Syntax</b>                      | show as-path summary<br><logical-system (all   <i>logical-system-name</i> )>                                                                                                                                                                                                                                                                                                                                                                                                                                                                               |
| <b>Syntax (EX Series Switches)</b> | show as-path summary                                                                                                                                                                                                                                                                                                                                                                                                                                                                                                                                       |
| <b>Release Information</b>         | Command introduced before Junos OS Release 7.4.<br>Command introduced in Junos OS Release 9.0 for EX Series switches.                                                                                                                                                                                                                                                                                                                                                                                                                                      |
| <b>Description</b>                 | Display autonomous system (AS) path summary information.<br><br>AS paths are stored in a hash table. A hash table is one method for fast lookup. Each entry in the table is called a bucket. Junos OS computes a hash value that indicates in which bucket the AS path is stored. The AS paths are dispersed among the hash buckets so that a manageable number of AS paths is stored in each bucket. Only unique AS paths are stored. Duplicate AS paths increase a reference count, but do not increase the number of AS paths stored in the hash table. |
| <b>Options</b>                     | <b>none</b> —(Optional) Display AS path summary information for all routing instances.<br><br><b>logical-system (all   <i>logical-system-name</i>)</b> —(Optional) Perform this operation on all logical systems or on a particular logical system.                                                                                                                                                                                                                                                                                                        |
| <b>Required Privilege Level</b>    | view                                                                                                                                                                                                                                                                                                                                                                                                                                                                                                                                                       |
| <b>Related Documentation</b>       | <ul style="list-style-type: none"> <li>• <a href="#">show as-path on page 164</a></li> </ul>                                                                                                                                                                                                                                                                                                                                                                                                                                                               |
| <b>List of Sample Output</b>       | <a href="#">show as-path summary on page 172</a>                                                                                                                                                                                                                                                                                                                                                                                                                                                                                                           |
| <b>Output Fields</b>               | Table 8 on page 171 lists the output fields for the <b>show as-path summary</b> command. Output fields are listed in the approximate order in which they appear.                                                                                                                                                                                                                                                                                                                                                                                           |

**Table 8: show as-path summary Output Fields**

| Field Name      | Field Description                             |
|-----------------|-----------------------------------------------|
| <b>AS Paths</b> | Number of AS paths.                           |
| <b>Buckets</b>  | Number of hash buckets in use.                |
| <b>Max</b>      | Maximum number of AS path entries per bucket. |
| <b>Min</b>      | Minimum number of AS path entries per bucket. |
| <b>Avg</b>      | Average number of AS path entries per bucket. |

Table 8: show as-path summary Output Fields (*continued*)

| Field Name    | Field Description                                 |
|---------------|---------------------------------------------------|
| Std deviation | Standard deviation of AS path entries per bucket. |

## Sample Output

show as-path summary

```
user@host> show as-path summary
AS Paths Buckets Max Min Avg Std deviation
30425 1024 95 12 29 6.481419
```

## show ipv6 neighbors

|                                 |                                                                                                                                                                                                                                                                    |
|---------------------------------|--------------------------------------------------------------------------------------------------------------------------------------------------------------------------------------------------------------------------------------------------------------------|
| <b>Syntax</b>                   | show ipv6 neighbors                                                                                                                                                                                                                                                |
| <b>Release Information</b>      | Command introduced before Junos OS Release 7.4.<br>Command introduced in Junos OS Release 9.3 for EX Series switches.<br>Command introduced in Junos OS Release 12.2 for the QFX Series.<br>Command introduced in Junos OS Release 14.1X53-D20 for the OCX Series. |
| <b>Description</b>              | Display information about the IPv6 neighbor cache.                                                                                                                                                                                                                 |
| <b>Options</b>                  | This command has no options.                                                                                                                                                                                                                                       |
| <b>Required Privilege Level</b> | view                                                                                                                                                                                                                                                               |
| <b>Related Documentation</b>    | <ul style="list-style-type: none"> <li><a href="#">clear ipv6 neighbors on page 163</a></li> </ul>                                                                                                                                                                 |
| <b>List of Sample Output</b>    | <a href="#">show ipv6 neighbors on page 173</a>                                                                                                                                                                                                                    |
| <b>Output Fields</b>            | <a href="#">Table 9 on page 173</a> describes the output fields for the <b>show ipv6 neighbors</b> command. Output fields are listed in the approximate order in which they appear.                                                                                |

**Table 9: show ipv6 neighbors Output Fields**

| Field Name        | Field Description                                                                                                          |
|-------------------|----------------------------------------------------------------------------------------------------------------------------|
| IPv6 Address      | Name of the IPv6 interface.                                                                                                |
| Linklayer Address | Link-layer address.                                                                                                        |
| State             | State of the link: <b>up</b> , <b>down</b> , <b>incomplete</b> , <b>reachable</b> , <b>stale</b> , or <b>unreachable</b> . |
| Exp               | Number of seconds until the entry expires.                                                                                 |
| Rtr               | Whether the neighbor is a routing device: <b>yes</b> or <b>no</b> .                                                        |
| Secure            | Whether this entry was created using the Secure Neighbor Discovery (SEND) protocol: <b>yes</b> or <b>no</b> .              |
| Interface         | Name of the interface.                                                                                                     |

## Sample Output

### show ipv6 neighbors

```

user@host> show ipv6 neighbors
IPv6 Address Linklayer Address State Exp Rtr Secure
Interface
2001:db8:0:1:2a0:a514:0:24c 00:05:85:8f:c8:bd stale 546 yes no

```

|                      |                   |       |     |        |
|----------------------|-------------------|-------|-----|--------|
| fe-1/2/0.1           |                   |       |     |        |
| fe80::2a0:a514:0:24c | 00:05:85:8f:c8:bd | stale | 258 | yes no |
| fe-1/2/0.1           |                   |       |     |        |
| fe80::2a0:a514:0:64c | 00:05:85:8f:c8:bd | stale | 111 | yes no |
| fe-1/2/1.5           |                   |       |     |        |
| fe80::2a0:a514:0:a4c | 00:05:85:8f:c8:bd | stale | 327 | yes no |
| fe-1/2/2.9           |                   |       |     |        |

## show ipv6 router-advertisement

|                                 |                                                                                                                                                                                                                                                                                                                                                                                                                                                                                                                                                                                                                                        |
|---------------------------------|----------------------------------------------------------------------------------------------------------------------------------------------------------------------------------------------------------------------------------------------------------------------------------------------------------------------------------------------------------------------------------------------------------------------------------------------------------------------------------------------------------------------------------------------------------------------------------------------------------------------------------------|
| <b>Syntax</b>                   | <pre>show ipv6 router-advertisement &lt;conflicts&gt; &lt;interface <i>interface</i>&gt; &lt;logical-system (all   <i>logical-system-name</i>)&gt; &lt;prefix <i>prefix/prefix length</i>&gt;</pre>                                                                                                                                                                                                                                                                                                                                                                                                                                    |
| <b>Release Information</b>      | <p>Command introduced before Junos OS Release 7.4.</p> <p>Command introduced in Junos OS Release 12.2 for the QFX Series.</p>                                                                                                                                                                                                                                                                                                                                                                                                                                                                                                          |
| <b>Description</b>              | Display information about IPv6 router advertisements, including statistics about messages sent and received on interfaces, and information received from advertisements from other routers.                                                                                                                                                                                                                                                                                                                                                                                                                                            |
| <b>Options</b>                  | <p><b>none</b>—Display all IPv6 router advertisement information for all interfaces.</p> <p><b>conflicts</b>—(Optional) Display only the IPv6 router advertisement information that is conflicting.</p> <p><b>interface <i>interface</i></b>—(Optional) Display IPv6 router advertisement information for the specified interface.</p> <p><b>logical-system (all   <i>logical-system-name</i>)</b>—(Optional) Perform this operation on all logical systems or on a particular logical system.</p> <p><b>prefix <i>prefix/prefix length</i></b>—(Optional) Display IPv6 router advertisement information for the specified prefix.</p> |
| <b>Additional Information</b>   | The display identifies conflicting information by enclosing the value the router is advertising in brackets.                                                                                                                                                                                                                                                                                                                                                                                                                                                                                                                           |
| <b>Required Privilege Level</b> | view                                                                                                                                                                                                                                                                                                                                                                                                                                                                                                                                                                                                                                   |
| <b>Related Documentation</b>    | <ul style="list-style-type: none"> <li>• <a href="#">clear ipv6 router-advertisement</a></li> </ul>                                                                                                                                                                                                                                                                                                                                                                                                                                                                                                                                    |
| <b>List of Sample Output</b>    | <a href="#">show ipv6 router-advertisement on page 176</a><br><a href="#">show ipv6 router-advertisement conflicts on page 177</a><br><a href="#">show ipv6 router-advertisement prefix on page 177</a>                                                                                                                                                                                                                                                                                                                                                                                                                                |
| <b>Output Fields</b>            | <a href="#">Table 10 on page 175</a> describes the output fields for the <b>show ipv6 router-advertisement</b> command. Output fields are listed in the approximate order in which they appear.                                                                                                                                                                                                                                                                                                                                                                                                                                        |

Table 10: show ipv6 router-advertisement Output Fields

| Field Name          | Field Description                                                           |
|---------------------|-----------------------------------------------------------------------------|
| Interface           | Name of the interface.                                                      |
| Advertisements sent | Number of router advertisements sent and elapsed time since they were sent. |

Table 10: show ipv6 router-advertisement Output Fields (*continued*)

| Field Name              | Field Description                                                                                                             |
|-------------------------|-------------------------------------------------------------------------------------------------------------------------------|
| Solicits received       | Number of solicitation messages received.                                                                                     |
| Advertisements received | Number of router advertisements received.                                                                                     |
| Advertisements from     | Names of interfaces from which router advertisements have been received and elapsed time since the last one was received.     |
| Managed                 | Managed address configuration flag: 0 (stateless) or 1 (stateful).                                                            |
| Other configuration     | Other stateful configuration flag: 0 (stateless) or 1 (stateful).                                                             |
| Reachable time          | Time that a node identifies a neighbor as reachable after receiving a reachability confirmation, in milliseconds.             |
| Default lifetime        | Default lifetime, in seconds: from 0 seconds to 18.2 hours. A setting of 0 indicates that the router is not a default router. |
| Retransmit timer        | Time between retransmitted Neighbor Solicitation messages, in milliseconds.                                                   |
| Current hop limit       | Configured current hop limit.                                                                                                 |
| Prefix                  | Name and length of the prefix.                                                                                                |
| Valid lifetime          | How long the prefix remains valid for onlink determination.                                                                   |
| Preferred lifetime      | How long the prefix generated by stateless autoconfiguration remains preferred.                                               |
| On link                 | Onlink flag: 0 (not onlink) or 1 (onlink).                                                                                    |
| Autonomous              | Autonomous address configuration flag: 0 (not autonomous) or 1 (autonomous).                                                  |

## Sample Output

### show ipv6 router-advertisement

```

user@host> show ipv6 router-advertisement
Interface: fe-0/1/1.0
 Advertisements sent: 0
 Solicits received: 0
 Advertisements received: 0
Interface: fxp0.0
 Advertisements sent: 0
 Solicits received: 0
 Advertisements received: 1
 Advertisement from fe80::2d0:b7ff:fe1e:7b0e, heard 00:00:13 ago
 Managed: 0
 Other configuration: 0 [1]
 Reachable time: 0 ms
 Default lifetime: 1800 sec

```



```
Retransmit timer: 0 ms
Current hop limit: 64
```

#### show ipv6 router-advertisement conflicts

```
user@host> show ipv6 router-advertisement conflicts
Interface: fxp0.0
 Advertisement from fe80::2d0:b7ff:fe1e:7b0e, heard 00:01:08 ago
 Other configuration: 0 [1]
```

#### show ipv6 router-advertisement prefix

```
user@host> show ipv6 router-advertisement prefix 8040::/16
Interface: fe-0/1/3.0
 Advertisements sent: 3, last sent 00:04:11 ago
 Solicits received: 0
 Advertisements received: 3
 Advertisement from fe80::290:69ff:fe9a:5403, heard 00:00:05 ago
 Managed: 0
 Other configuration: 0
 Reachable time: 0 ms
 Default lifetime: 180 sec [1800 sec]
 Retransmit timer: 0 ms
 Current hop limit: 64
 Prefix: 8040:1::/64
 Valid lifetime: 2592000 sec
 Preferred lifetime: 604800 sec
 On link: 1
 Autonomous: 1
```

## show route

---

|                                    |                                                                                                                                                                                                                                                                                                                                                                                                                                                                                                                                                                                                            |
|------------------------------------|------------------------------------------------------------------------------------------------------------------------------------------------------------------------------------------------------------------------------------------------------------------------------------------------------------------------------------------------------------------------------------------------------------------------------------------------------------------------------------------------------------------------------------------------------------------------------------------------------------|
| <b>List of Syntax</b>              | <a href="#">Syntax on page 178</a><br><a href="#">Syntax (EX Series Switches) on page 178</a>                                                                                                                                                                                                                                                                                                                                                                                                                                                                                                              |
| <b>Syntax</b>                      | <pre>show route &lt;all&gt; &lt;destination-prefix&gt; &lt;logical-system (all   logical-system-name)&gt; &lt;private&gt;</pre>                                                                                                                                                                                                                                                                                                                                                                                                                                                                            |
| <b>Syntax (EX Series Switches)</b> | <pre>show route &lt;all&gt; &lt;destination-prefix&gt; &lt;private&gt;</pre>                                                                                                                                                                                                                                                                                                                                                                                                                                                                                                                               |
| <b>Release Information</b>         | <p>Command introduced before Junos OS Release 7.4.</p> <p>Command introduced in Junos OS Release 9.0 for EX Series switches.</p> <p>Option <b>private</b> introduced in Junos OS Release 9.5.</p> <p>Option <b>private</b> introduced in Junos OS Release 9.5 for EX Series switches.</p> <p>Command introduced in Junos OS Release 15.1R3 on MX Series routers for enhanced subscriber management.</p>                                                                                                                                                                                                    |
| <b>Description</b>                 | Display the active entries in the routing tables.                                                                                                                                                                                                                                                                                                                                                                                                                                                                                                                                                          |
| <b>Options</b>                     | <p><b>none</b>—Display brief information about all active entries in the routing tables.</p> <p><b>all</b>—(Optional) Display information about all routing tables, including private, or internal, routing tables.</p> <p><b>destination-prefix</b>—(Optional) Display active entries for the specified address or range of addresses.</p> <p><b>logical-system (all   logical-system-name)</b>—(Optional) Perform this operation on all logical systems or on a particular logical system.</p> <p><b>private</b>—(Optional) Display information only about all private, or internal, routing tables.</p> |
| <b>Required Privilege Level</b>    | view                                                                                                                                                                                                                                                                                                                                                                                                                                                                                                                                                                                                       |
| <b>Related Documentation</b>       | <ul style="list-style-type: none"><li>• <i>Example: Configuring RIP</i></li><li>• <i>Examples: Configuring Internal BGP Peering</i></li><li>• <i>Examples: Configuring External BGP Peering</i></li><li>• <i>Examples: Configuring OSPF Routing Policy</i></li><li>• <i>Verifying and Managing Junos OS Enhanced Subscriber Management</i></li></ul>                                                                                                                                                                                                                                                       |
| <b>List of Sample Output</b>       | <a href="#">show route on page 181</a><br><a href="#">show route on page 182</a>                                                                                                                                                                                                                                                                                                                                                                                                                                                                                                                           |

[show route \(with Destination Prefix\) on page 182](#)  
[show route destination-prefix detail on page 182](#)  
[show route extensive on page 183](#)  
[show route \(Enhanced Subscriber Management\) on page 183](#)

**Output Fields** Table 11 on page 179 describes the output fields for the **show route** command. Output fields are listed in the approximate order in which they appear.

Table 11: show route Output Fields

| Field Name                 | Field Description                                                                                                                                                                                                                                                                                                                                                                                                                                                                                                                                                                                                                                                                                                                                                                                                                                                                                                                                                                                                                                                                                                                                                                                                                                                                                                            |
|----------------------------|------------------------------------------------------------------------------------------------------------------------------------------------------------------------------------------------------------------------------------------------------------------------------------------------------------------------------------------------------------------------------------------------------------------------------------------------------------------------------------------------------------------------------------------------------------------------------------------------------------------------------------------------------------------------------------------------------------------------------------------------------------------------------------------------------------------------------------------------------------------------------------------------------------------------------------------------------------------------------------------------------------------------------------------------------------------------------------------------------------------------------------------------------------------------------------------------------------------------------------------------------------------------------------------------------------------------------|
| <i>routing-table-name</i>  | Name of the routing table (for example, inet.0).                                                                                                                                                                                                                                                                                                                                                                                                                                                                                                                                                                                                                                                                                                                                                                                                                                                                                                                                                                                                                                                                                                                                                                                                                                                                             |
| <i>number destinations</i> | Number of destinations for which there are routes in the routing table.                                                                                                                                                                                                                                                                                                                                                                                                                                                                                                                                                                                                                                                                                                                                                                                                                                                                                                                                                                                                                                                                                                                                                                                                                                                      |
| <i>number routes</i>       | <p>Number of routes in the routing table and total number of routes in the following states:</p> <ul style="list-style-type: none"> <li>• <b>active</b> (routes that are active).</li> <li>• <b>holddown</b> (routes that are in the pending state before being declared inactive). A holddown route was once the active route and is no longer the active route. The route is in the holddown state because a protocol still has interest in the route, meaning that the interest bit is set. A protocol might have its interest bit set on the previously active route because the protocol is still advertising the route. The route will be deleted after all protocols withdraw their advertisement of the route and remove their interest bit. A persistent holddown state often means that the interested protocol is not releasing its interest bit properly.</li> </ul> <p>However, if you have configured advertisement of multiple routes (with the <b>add-path</b> or <b>advertise-inactive</b> statement), the holddown bit is most likely set because BGP is advertising the route as an active route. In this case, you can ignore the holddown state because nothing is wrong.</p> <ul style="list-style-type: none"> <li>• <b>hidden</b> (routes that are not used because of a routing policy).</li> </ul> |
| <i>destination-prefix</i>  | <p>Route destination (for example:10.0.0.1/24). Sometimes the route information is presented in another format, such as:</p> <ul style="list-style-type: none"> <li>• <b>MPLS-label</b> (for example, 80001).</li> <li>• <b>interface-name</b> (for example, ge-1/0/2).</li> <li>• <b>neighbor-address:control-word-status:encapsulation type:vc-id:source</b> (Layer 2 circuit only. For example, 10.1.1.195:NoCtrlWord:1:1:Local/96): <ul style="list-style-type: none"> <li>• <b>neighbor-address</b>—Address of the neighbor.</li> <li>• <b>control-word-status</b>—Whether the use of the control word has been negotiated for this virtual circuit: <b>NoCtrlWord</b> or <b>CtrlWord</b>.</li> <li>• <b>encapsulation type</b>—Type of encapsulation, represented by a number: (1) Frame Relay DLCI, (2) ATM AAL5 VCC transport, (3) ATM transparent cell transport, (4) Ethernet, (5) VLAN Ethernet, (6) HDLC, (7) PPP, (8) ATM VCC cell transport, (10) ATM VPC cell transport.</li> <li>• <b>vc-id</b>—Virtual circuit identifier.</li> <li>• <b>source</b>—Source of the advertisement: <b>Local</b> or <b>Remote</b>.</li> </ul> </li> </ul>                                                                                                                                                                      |

Table 11: show route Output Fields (*continued*)

| Field Name                                        | Field Description                                                                                                                                                                                                                                                                                                                                                                                                                                                                                                                                                                                                                                                                                                                                                                                                                                                                                                                                                                                                                                                                                                                                                                                                                                                                                                                                             |
|---------------------------------------------------|---------------------------------------------------------------------------------------------------------------------------------------------------------------------------------------------------------------------------------------------------------------------------------------------------------------------------------------------------------------------------------------------------------------------------------------------------------------------------------------------------------------------------------------------------------------------------------------------------------------------------------------------------------------------------------------------------------------------------------------------------------------------------------------------------------------------------------------------------------------------------------------------------------------------------------------------------------------------------------------------------------------------------------------------------------------------------------------------------------------------------------------------------------------------------------------------------------------------------------------------------------------------------------------------------------------------------------------------------------------|
| [ <i>protocol</i> , <i>preference</i> ]           | <p>Protocol from which the route was learned and the preference value for the route.</p> <ul style="list-style-type: none"> <li>• <b>+</b>—A plus sign indicates the active route, which is the route installed from the routing table into the forwarding table.</li> <li>• <b>-</b>—A hyphen indicates the last active route.</li> <li>• <b>*</b>—An asterisk indicates that the route is both the active and the last active route. An asterisk before a <b>to</b> line indicates the best subpath to the route.</li> </ul> <p>In every routing metric except for the BGP <b>LocalPref</b> attribute, a lesser value is preferred. In order to use common comparison routines, Junos OS stores the 1's complement of the <b>LocalPref</b> value in the <b>Preference2</b> field. For example, if the <b>LocalPref</b> value for Route 1 is 100, the <b>Preference2</b> value is -101. If the <b>LocalPref</b> value for Route 2 is 155, the <b>Preference2</b> value is -156. Route 2 is preferred because it has a higher <b>LocalPref</b> value and a lower <b>Preference2</b> value.</p>                                                                                                                                                                                                                                                                |
| <i>weeks:days</i><br><i>hours:minutes:seconds</i> | How long the route been known (for example, <b>2w4d 13:11:14</b> , or 2 weeks, 4 days, 13 hours, 11 minutes, and 14 seconds).                                                                                                                                                                                                                                                                                                                                                                                                                                                                                                                                                                                                                                                                                                                                                                                                                                                                                                                                                                                                                                                                                                                                                                                                                                 |
| <b>metric</b>                                     | Cost value of the indicated route. For routes within an AS, the cost is determined by the IGP and the individual protocol metrics. For external routes, destinations, or routing domains, the cost is determined by a preference value.                                                                                                                                                                                                                                                                                                                                                                                                                                                                                                                                                                                                                                                                                                                                                                                                                                                                                                                                                                                                                                                                                                                       |
| <b>localpref</b>                                  | Local preference value included in the route.                                                                                                                                                                                                                                                                                                                                                                                                                                                                                                                                                                                                                                                                                                                                                                                                                                                                                                                                                                                                                                                                                                                                                                                                                                                                                                                 |
| <b>from</b>                                       | Interface from which the route was received.                                                                                                                                                                                                                                                                                                                                                                                                                                                                                                                                                                                                                                                                                                                                                                                                                                                                                                                                                                                                                                                                                                                                                                                                                                                                                                                  |
| <b>AS path</b>                                    | <p>AS path through which the route was learned. The letters at the end of the AS path indicate the path origin, providing an indication of the state of the route at the point at which the AS path originated:</p> <ul style="list-style-type: none"> <li>• <b>I</b>—IGP.</li> <li>• <b>E</b>—EGP.</li> <li>• <b>?</b>—Incomplete; typically, the AS path was aggregated.</li> </ul> <p>When AS path numbers are included in the route, the format is as follows:</p> <ul style="list-style-type: none"> <li>• <b>[ ]</b>—Brackets enclose the local AS number associated with the AS path if more than one AS number is configured on the routing device, or if AS path prepending is configured.</li> <li>• <b>{ }</b>—Braces enclose AS sets, which are groups of AS numbers in which the order does not matter. A set commonly results from route aggregation. The numbers in each AS set are displayed in ascending order.</li> <li>• <b>( )</b>—Parentheses enclose a confederation.</li> <li>• <b>( [ ] )</b>—Parentheses and brackets enclose a confederation set.</li> </ul> <p><b>NOTE:</b> In Junos OS Release 10.3 and later, the AS path field displays an unrecognized attribute and associated hexadecimal value if BGP receives attribute 128 (attribute set) and you have not configured an independent domain in any routing instance.</p> |

Table 11: show route Output Fields (*continued*)

| Field Name              | Field Description                                                                                                                                                                                                                                                                                                                                                                                                                                                                                                                                                                                                                                                                                                                                                                                                                                                                                                                                                                                                                                                                                                                                                                                                                                                                                                                                                                                                                                                                                                                                                                          |
|-------------------------|--------------------------------------------------------------------------------------------------------------------------------------------------------------------------------------------------------------------------------------------------------------------------------------------------------------------------------------------------------------------------------------------------------------------------------------------------------------------------------------------------------------------------------------------------------------------------------------------------------------------------------------------------------------------------------------------------------------------------------------------------------------------------------------------------------------------------------------------------------------------------------------------------------------------------------------------------------------------------------------------------------------------------------------------------------------------------------------------------------------------------------------------------------------------------------------------------------------------------------------------------------------------------------------------------------------------------------------------------------------------------------------------------------------------------------------------------------------------------------------------------------------------------------------------------------------------------------------------|
| <b>validation-state</b> | <p>(BGP-learned routes) Validation status of the route:</p> <ul style="list-style-type: none"> <li>• <b>Invalid</b>—Indicates that the prefix is found, but either the corresponding AS received from the EBGP peer is not the AS that appears in the database, or the prefix length in the BGP update message is longer than the maximum length permitted in the database.</li> <li>• <b>Unknown</b>—Indicates that the prefix is not among the prefixes or prefix ranges in the database.</li> <li>• <b>Unverified</b>—Indicates that the origin of the prefix is not verified against the database. This is because the database got populated and the validation is not called for in the BGP import policy, although origin validation is enabled, or the origin validation is not enabled for the BGP peers.</li> <li>• <b>Valid</b>—Indicates that the prefix and autonomous system pair are found in the database.</li> </ul>                                                                                                                                                                                                                                                                                                                                                                                                                                                                                                                                                                                                                                                      |
| <b>to</b>               | <p>Next hop to the destination. An angle bracket (&gt;) indicates that the route is the selected route.</p> <p>If the destination is <b>Discard</b>, traffic is dropped.</p>                                                                                                                                                                                                                                                                                                                                                                                                                                                                                                                                                                                                                                                                                                                                                                                                                                                                                                                                                                                                                                                                                                                                                                                                                                                                                                                                                                                                               |
| <b>via</b>              | <p>Interface used to reach the next hop. If there is more than one interface available to the next hop, the interface that is actually used is followed by the word <b>Selected</b>. This field can also contain the following information:</p> <ul style="list-style-type: none"> <li>• <b>Weight</b>—Value used to distinguish primary, secondary, and fast reroute backup routes. Weight information is available when MPLS label-switched path (LSP) link protection, node-link protection, or fast reroute is enabled, or when the standby state is enabled for secondary paths. A lower weight value is preferred. Among routes with the same weight value, load balancing is possible.</li> <li>• <b>Balance</b>—Balance coefficient indicating how traffic of unequal cost is distributed among next hops when a routing device is performing unequal-cost load balancing. This information is available when you enable BGP multipath load balancing.</li> <li>• <b>lsp-path-name</b>—Name of the LSP used to reach the next hop.</li> <li>• <b>label-action</b>—MPLS label and operation occurring at the next hop. The operation can be <b>pop</b> (where a label is removed from the top of the stack), <b>push</b> (where another label is added to the label stack), or <b>swap</b> (where a label is replaced by another label). For VPNs, expect to see multiple <b>push</b> operations, corresponding to the inner and outer labels required for VPN routes (in the case of a direct PE-to-PE connection, the VPN route would have the inner label push only).</li> </ul> |
| <b>Private unicast</b>  | <p>(Enhanced subscriber management for MX Series routers) Indicates that an access-internal route is managed by enhanced subscriber management. By contrast, access-internal routes <i>not</i> managed by enhanced subscriber management are displayed with associated next-hop and media access control (MAC) address information.</p>                                                                                                                                                                                                                                                                                                                                                                                                                                                                                                                                                                                                                                                                                                                                                                                                                                                                                                                                                                                                                                                                                                                                                                                                                                                    |

## Sample Output

### show route

```

user@host> show route
inet.0: 11 destinations, 12 routes (11 active, 0 holddown, 0 hidden)
+ = Active Route, - = Last Active, * = Both

1:65500:1:10.0.0.20/240
 * [MVPN/70] 19:53:41, metric2 1
 Indirect
1:65500:1:10.0.0.40/240
 * [BGP/170] 19:53:29, localpref 100, from 10.0.0.30
 AS path: I
 > to 10.0.24.4 via 10.0.3/0.24, label-switched-path toD

```

```

[BGP/170] 19:53:26, localpref 100, from 10.0.0.33
AS path: I
> to 10.0.24.4 via lt-0/3/0.24, label-switched-path toD
1:65500:1:10.0.0.60/240
*[BGP/170] 19:53:29, localpref 100, from 10.0.0.30
AS path: I
> to 10.0.28.8 via lt-0/3/0.28, label-switched-path toF
[BGP/170] 19:53:25, localpref 100, from 10.0.0.33
AS path: I
> to 10.0.28.8 via lt-0/3/0.28, label-switched-path toF

```

### show route

The following sample output shows a VPN route with composite next hops enabled. The first **Push** operation corresponds to the outer label. The second **Push** operation corresponds to the inner label.

```
user@host> show route 192.0.2.0
```

```

13979:665001.inet.0: 871 destinations, 3556 routes (871 active, 0 holddown, 0
hidden)
+ = Active Route, - = Last Active, * = Both

192.0.2.0/24 @[BGP/170] 00:28:32, localpref 100, from 10.9.9.160
 AS path: 13980 ?, validation-state: unverified
 > to 10.100.0.42 via ae2.0, Push 16, Push 300368(top)
 [BGP/170] 00:28:28, localpref 100, from 10.9.9.169
 AS path: 13980 ?, validation-state: unverified
 > to 10.100.0.42 via ae2.0, Push 126016, Push 300368(top)
#[Multipath/255] 00:28:28, metric2 102
 > to 10.100.0.42 via ae2.0, Push 16, Push 300368(top)
 to 10.100.0.42 via ae2.0, Push 16, Push 300368(top)

```

### show route (with Destination Prefix)

```
user@host> show route 172.16.0.0/12
```

```

inet.0: 10 destinations, 10 routes (9 active, 0 holddown, 1 hidden)
+ = Active Route, - = Last Active, * = Both

172.16.0.0/12 *[Static/5] 2w4d 12:54:27
 > to 192.168.167.254 via fxp0.0

```

### show route destination-prefix detail

```
user@host> show route 198.51.100.0 detail
```

```

inet.0: 15 destinations, 20 routes (15 active, 0 holddown, 0 hidden)
198.51.100.0/24 (2 entries, 2 announced)
 *BGP Preference: 170/-101
 ...
 BGP-Static Preference: 4294967292
 Next hop type: Discard
 Address: 0x9041ae4
 Next-hop reference count: 2
 State: <NoReadvrt Int Ext AlwaysFlash>
 Inactive reason: Route Preference
 Local AS: 200
 Age: 4d 1:40:40
 Validation State: unverified
 Task: RT

```

```
Announcement bits (1): 2-BGP_RT_Background
AS path: 4 5 6 I
```

### show route extensive

```
user@host> show route extensive
v1.mvpn.0: 5 destinations, 8 routes (5 active, 1 holddown, 0 hidden)
1:65500:1:10.0.0.40/240 (1 entry, 1 announced)
 *BGP Preference: 170/-101
 PMSI: Flags 0x0: Label[0:0:0]: PIM-SM: Sender 10.0.0.40 Group
203.0.113.1
 Next hop type: Indirect
 Address: 0x92455b8
 Next-hop reference count: 2
 Source: 10.0.0.30
 Protocol next hop: 10.0.0.40
 Indirect next hop: 2 no-forward
 State: <Active Int Ext>
 Local AS: 65500 Peer AS: 65500
 Age: 3 Metric2: 1
 Validation State: unverified
 Task: BGP_65500.10.0.0.30+179
 Announcement bits (2): 0-PIM.v1 1-mvpn global task
 AS path: I (Originator) Cluster list: 10.0.0.30
 AS path: Originator ID: 10.0.0.40
 Communities: target:65520:100
 Import Accepted
 Localpref: 100
 Router ID: 10.0.0.30
 Primary Routing Table bgp.mvpn.0
 Indirect next hops: 1
 Protocol next hop: 10.0.0.40 Metric: 1
 Indirect next hop: 2 no-forward
 Indirect path forwarding next hops: 1
 Next hop type: Router
 Next hop: 10.0.24.4 via lt-0/3/0.24 weight 0x1
 10.0.0.40/32 Originating RIB: inet.3
 Metric: 1 Node path count: 1
 Forwarding nexthops: 1
 Nexthop: 10.0.24.4 via lt-0/3/0.24
```

### show route (Enhanced Subscriber Management)

```
user@host> show route
inet.0: 41 destinations, 41 routes (40 active, 0 holddown, 1 hidden)
+ = Active Route, - = Last Active, * = Both

198.51.100.11/32 *[Access-internal/12] 00:00:08
> to #0 10.0.0.1.93.65 via demux0.1073741824
198.51.100.12/32 *[Access-internal/12] 00:00:08
 Private unicast
.
.
.
```

## show route active-path

|                                    |                                                                                                                                                                                                                                                                                                                                                                                     |
|------------------------------------|-------------------------------------------------------------------------------------------------------------------------------------------------------------------------------------------------------------------------------------------------------------------------------------------------------------------------------------------------------------------------------------|
| <b>List of Syntax</b>              | <a href="#">Syntax on page 184</a><br><a href="#">Syntax (EX Series Switches) on page 184</a>                                                                                                                                                                                                                                                                                       |
| <b>Syntax</b>                      | <pre>show route active-path &lt;brief   detail   extensive   terse&gt; &lt;logical-system (all   <i>logical-system-name</i>)&gt;</pre>                                                                                                                                                                                                                                              |
| <b>Syntax (EX Series Switches)</b> | <pre>show route active-path &lt;brief   detail   extensive   terse&gt;</pre>                                                                                                                                                                                                                                                                                                        |
| <b>Release Information</b>         | <p>Command introduced in Junos OS Release 8.0.</p> <p>Command introduced in Junos OS Release 9.0 for EX Series switches.</p>                                                                                                                                                                                                                                                        |
| <b>Description</b>                 | Display all active routes for destinations. An active route is a route that is selected as the best path. Inactive routes are not displayed.                                                                                                                                                                                                                                        |
| <b>Options</b>                     | <p><b>none</b>—Display all active routes.</p> <p><b>brief   detail   extensive   terse</b>—(Optional) Display the specified level of output. If you do not specify a level of output, the system defaults to brief.</p> <p><b>logical-system (all   <i>logical-system-name</i>)</b>—(Optional) Perform this operation on all logical systems or on a particular logical system.</p> |
| <b>Required Privilege Level</b>    | view                                                                                                                                                                                                                                                                                                                                                                                |
| <b>List of Sample Output</b>       | <a href="#">show route active-path on page 184</a><br><a href="#">show route active-path brief on page 185</a><br><a href="#">show route active-path detail on page 185</a><br><a href="#">show route active-path extensive on page 186</a><br><a href="#">show route active-path terse on page 188</a>                                                                             |
| <b>Output Fields</b>               | For information about output fields, see the output field tables for the <a href="#">show route</a> command, the <a href="#">show route detail</a> command, the <a href="#">show route extensive</a> command, or the <a href="#">show route terse</a> command.                                                                                                                      |

## Sample Output

### show route active-path

```
user@host> show route active-path

inet.0: 7 destinations, 7 routes (6 active, 0 holddown, 1 hidden)
+ = Active Route, - = Last Active, * = Both

10.255.70.19/32 *[Direct/0] 21:33:52
 > via lo0.0
10.255.71.50/32 *[IS-IS/15] 00:18:13, metric 10
 > to 100.1.2.1 via so-2/1/3.0
100.1.2.0/24 *[Direct/0] 00:18:36
 > via so-2/1/3.0
```



```

100.1.2.2/32 *[Local/0] 00:18:41
 Local via so-2/1/3.0
192.168.64.0/21 *[Direct/0] 21:33:52
 > via fxp0.0
192.168.70.19/32 *[Local/0] 21:33:52
 Local via fxp0.0

```

### show route active-path brief

The output for the **show route active-path brief** command is identical to that for the **show route active-path** command. For sample output, see [show route active-path on page 184](#).

### show route active-path detail

```

user@host> show route active-path detail

inet.0: 7 destinations, 7 routes (6 active, 0 holddown, 1 hidden)

10.255.70.19/32 (1 entry, 1 announced)
 *Direct Preference: 0
 Next hop type: Interface
 Next-hop reference count: 3
 Next hop: via lo0.0, selected
 State: <Active Int>
 Local AS: 200
 Age: 21:37:10
 Task: IF
 Announcement bits (3): 2-IS-IS 5-Resolve tree 2 6-Resolve tree 3
 AS path: I

10.255.71.50/32 (1 entry, 1 announced)
 *IS-IS Preference: 15
 Level: 1
 Next hop type: Router, Next hop index: 397
 Next-hop reference count: 4
 Next hop: 100.1.2.1 via so-2/1/3.0, selected
 State: <Active Int>
 Local AS: 200
 Age: 21:31 Metric: 10
 Task: IS-IS
 Announcement bits (4): 0-KRT 2-IS-IS 5-Resolve tree 2 6-Resolve
tree 3
 AS path: I

100.1.2.0/24 (1 entry, 1 announced)
 *Direct Preference: 0
 Next hop type: Interface
 Next-hop reference count: 3
 Next hop: via so-2/1/3.0, selected
 State: <Active Int>
 Local AS: 200
 Age: 21:54
 Task: IF
 Announcement bits (3): 2-IS-IS 5-Resolve tree 2 6-Resolve tree 3
 AS path: I

100.1.2.2/32 (1 entry, 1 announced)
 *Local Preference: 0
 Next hop type: Local

```

```

Next-hop reference count: 11
Interface: so-2/1/3.0
State: <Active NoReadvrt Int>
Local AS: 200
Age: 21:59
Task: IF
Announcement bits (2): 5-Resolve tree 2 6-Resolve tree 3
AS path: I

192.168.64.0/21 (1 entry, 1 announced)
*Direct Preference: 0
Next hop type: Interface
Next-hop reference count: 3
Next hop: via fxp0.0, selected
State: <Active Int>
Local AS: 200
Age: 21:37:10
Task: IF
Announcement bits (2): 5-Resolve tree 2 6-Resolve tree 3
AS path: I

192.168.70.19/32 (1 entry, 1 announced)
*Local Preference: 0
Next hop type: Local
Next-hop reference count: 11
Interface: fxp0.0
State: <Active NoReadvrt Int>
Local AS: 200
Age: 21:37:10
Task: IF
Announcement bits (2): 5-Resolve tree 2 6-Resolve tree 3
AS path: I

```

### show route active-path extensive

```

user@host> show route active-path extensive

inet.0: 7 destinations, 7 routes (6 active, 0 holddown, 1 hidden)
10.255.70.19/32 (1 entry, 1 announced)
TSI:
IS-IS level 1, LSP fragment 0
IS-IS level 2, LSP fragment 0
*Direct Preference: 0
Next hop type: Interface
Next-hop reference count: 3
Next hop: via lo0.0, selected
State: <Active Int>
Local AS: 200
Age: 21:39:47
Task: IF
Announcement bits (3): 2-IS-IS 5-Resolve tree 2 6-Resolve tree 3

AS path: I

10.255.71.50/32 (1 entry, 1 announced)
TSI:
KRT in-kernel 10.255.71.50/32 -> {100.1.2.1}
IS-IS level 2, LSP fragment 0
*IS-IS Preference: 15
Level: 1
Next hop type: Router, Next hop index: 397

```

```

Next-hop reference count: 4
Next hop: 100.1.2.1 via so-2/1/3.0, selected
State: <Active Int>
Local AS: 200
Age: 24:08 Metric: 10
Task: IS-IS
Announcement bits (4): 0-KRT 2-IS-IS 5-Resolve tree 2 6-Resolve
tree 3
AS path: I

100.1.2.0/24 (1 entry, 1 announced)
TSI:
IS-IS level 1, LSP fragment 0
IS-IS level 2, LSP fragment 0
*Direct Preference: 0
Next hop type: Interface
Next-hop reference count: 3
Next hop: via so-2/1/3.0, selected
State: <Active Int>
Local AS: 200
Age: 24:31
Task: IF
Announcement bits (3): 2-IS-IS 5-Resolve tree 2 6-Resolve tree 3
AS path: I

100.1.2.2/32 (1 entry, 1 announced)
*Local Preference: 0
Next hop type: Local
Next-hop reference count: 11
Interface: so-2/1/3.0
State: <Active NoReadvrt Int>
Local AS: 200
Age: 24:36
Task: IF
Announcement bits (2): 5-Resolve tree 2 6-Resolve tree 3
AS path: I

192.168.64.0/21 (1 entry, 1 announced)
*Direct Preference: 0
Next hop type: Interface
Next-hop reference count: 3
Next hop: via fxp0.0, selected
State: <Active Int>
Local AS: 200
Age: 21:39:47
Task: IF
Announcement bits (2): 5-Resolve tree 2 6-Resolve tree 3
AS path: I

192.168.70.19/32 (1 entry, 1 announced)
*Local Preference: 0
Next hop type: Local
Next-hop reference count: 11
Interface: fxp0.0
State: <Active NoReadvrt Int>
Local AS: 200
Age: 21:39:47
Task: IF
Announcement bits (2): 5-Resolve tree 2 6-Resolve tree 3

```

AS path: I

### show route active-path terse

```
user@host> show route active-path terse
```

```
inet.0: 7 destinations, 7 routes (6 active, 0 holddown, 1 hidden)
```

```
+ = Active Route, - = Last Active, * = Both
```

| A | Destination      | P | Prf | Metric 1 | Metric 2 | Next hop    | AS path |
|---|------------------|---|-----|----------|----------|-------------|---------|
| * | 10.255.70.19/32  | D | 0   |          |          | >1o0.0      |         |
| * | 10.255.71.50/32  | I | 15  | 10       |          | >100.1.2.1  |         |
| * | 100.1.2.0/24     | D | 0   |          |          | >so-2/1/3.0 |         |
| * | 100.1.2.2/32     | L | 0   |          |          | Local       |         |
| * | 192.168.64.0/21  | D | 0   |          |          | >fxp0.0     |         |
| * | 192.168.70.19/32 | L | 0   |          |          | Local       |         |

## show route all

|                                    |                                                                                                                                                                                                                                                                                                                                      |
|------------------------------------|--------------------------------------------------------------------------------------------------------------------------------------------------------------------------------------------------------------------------------------------------------------------------------------------------------------------------------------|
| <b>List of Syntax</b>              | <a href="#">Syntax on page 189</a><br><a href="#">Syntax (EX Series Switches) on page 189</a>                                                                                                                                                                                                                                        |
| <b>Syntax</b>                      | <pre>show route all &lt;logical-system (all   <i>logical-system-name</i>)&gt;</pre>                                                                                                                                                                                                                                                  |
| <b>Syntax (EX Series Switches)</b> | show route all                                                                                                                                                                                                                                                                                                                       |
| <b>Release Information</b>         | <p>Command introduced before Junos OS Release 7.4.</p> <p>Command introduced in Junos OS Release 9.0 for EX Series switches.</p>                                                                                                                                                                                                     |
| <b>Description</b>                 | Display information about all routes in all routing tables, including private, or internal, tables.                                                                                                                                                                                                                                  |
| <b>Options</b>                     | <p><b>none</b>—Display information about all routes in all routing tables, including private, or internal, tables.</p> <p><b>logical-system (all   <i>logical-system-name</i>)</b>—(Optional) Perform this operation on all logical systems or on a particular logical system.</p>                                                   |
| <b>Required Privilege Level</b>    | view                                                                                                                                                                                                                                                                                                                                 |
| <b>List of Sample Output</b>       | <a href="#">show route all on page 189</a>                                                                                                                                                                                                                                                                                           |
| <b>Output Fields</b>               | In Junos OS Release 9.5 and later, only the output fields for the <b>show route all</b> command display all routing tables, including private, or hidden, routing tables. The output field table of the <b>show route</b> command does not display entries for private, or hidden, routing tables in Junos OS Release 9.5 and later. |

## Sample Output

### show route all

The following example displays a snippet of output from the **show route** command and then displays the same snippet of output from the **show route all** command:

```
user@host> show route
mpls.0: 7 destinations, 7 routes (5 active, 0 holddown, 2 hidden)
Restart Complete
+ = Active Route, - = Last Active, * = Both
0 *[MPLS/0] 2d 02:24:39, metric 1
 Receive
1 *[MPLS/0] 2d 02:24:39, metric 1
 Receive
2 *[MPLS/0] 2d 02:24:39, metric 1
 Receive
800017 *[VPLS/7] 1d 14:00:16
 > via vt-3/2/0.32769, Pop
800018 *[VPLS/7] 1d 14:00:26
 > via vt-3/2/0.32772, Pop
```

```
user@host> show route all
mpls.0: 7 destinations, 7 routes (5 active, 0 holddown, 2 hidden)
Restart Complete
+ = Active Route, - = Last Active, * = Both
0 *[MPLS/0] 2d 02:19:12, metric 1
 Receive
1 *[MPLS/0] 2d 02:19:12, metric 1
 Receive
2 *[MPLS/0] 2d 02:19:12, metric 1
 Receive
800017 *[VPLS/7] 1d 13:54:49
 > via vt-3/2/0.32769, Pop
800018 *[VPLS/7] 1d 13:54:59
 > via vt-3/2/0.32772, Pop
vt-3/2/0.32769 [VPLS/7] 1d 13:54:49
 Unusable
vt-3/2/0.32772 [VPLS/7] 1d 13:54:59
 Unusable
```

## show route aspath-regex

|                                    |                                                                                                                                                                                                                                                                                                                                                                                                                                                                                                                                                                                                                                                                                                                                                                                                                                                                                                                                                                                                                                                                                                                                                                                                                                                                                                                                                                                                                                             |
|------------------------------------|---------------------------------------------------------------------------------------------------------------------------------------------------------------------------------------------------------------------------------------------------------------------------------------------------------------------------------------------------------------------------------------------------------------------------------------------------------------------------------------------------------------------------------------------------------------------------------------------------------------------------------------------------------------------------------------------------------------------------------------------------------------------------------------------------------------------------------------------------------------------------------------------------------------------------------------------------------------------------------------------------------------------------------------------------------------------------------------------------------------------------------------------------------------------------------------------------------------------------------------------------------------------------------------------------------------------------------------------------------------------------------------------------------------------------------------------|
| <b>List of Syntax</b>              | <a href="#">Syntax on page 191</a><br><a href="#">Syntax (EX Series Switches) on page 191</a>                                                                                                                                                                                                                                                                                                                                                                                                                                                                                                                                                                                                                                                                                                                                                                                                                                                                                                                                                                                                                                                                                                                                                                                                                                                                                                                                               |
| <b>Syntax</b>                      | <pre>show route aspath-regex <i>regular-expression</i> &lt;logical-system (all   <i>logical-system-name</i>)&gt;</pre>                                                                                                                                                                                                                                                                                                                                                                                                                                                                                                                                                                                                                                                                                                                                                                                                                                                                                                                                                                                                                                                                                                                                                                                                                                                                                                                      |
| <b>Syntax (EX Series Switches)</b> | <pre>show route aspath-regex <i>regular-expression</i></pre>                                                                                                                                                                                                                                                                                                                                                                                                                                                                                                                                                                                                                                                                                                                                                                                                                                                                                                                                                                                                                                                                                                                                                                                                                                                                                                                                                                                |
| <b>Release Information</b>         | <p>Command introduced before Junos OS Release 7.4.</p> <p>Command introduced in Junos OS Release 9.0 for EX Series switches.</p>                                                                                                                                                                                                                                                                                                                                                                                                                                                                                                                                                                                                                                                                                                                                                                                                                                                                                                                                                                                                                                                                                                                                                                                                                                                                                                            |
| <b>Description</b>                 | <p>Display the entries in the routing table that match the specified autonomous system (AS) path regular expression.</p>                                                                                                                                                                                                                                                                                                                                                                                                                                                                                                                                                                                                                                                                                                                                                                                                                                                                                                                                                                                                                                                                                                                                                                                                                                                                                                                    |
| <b>Options</b>                     | <p><b><i>regular-expression</i></b>—Regular expression that matches an entire AS path.</p> <p><b><i>logical-system (all   <i>logical-system-name</i>)</i></b>—(Optional) Perform this operation on all logical systems or on a particular logical system.</p>                                                                                                                                                                                                                                                                                                                                                                                                                                                                                                                                                                                                                                                                                                                                                                                                                                                                                                                                                                                                                                                                                                                                                                               |
| <b>Additional Information</b>      | <p>You can specify a regular expression as:</p> <ul style="list-style-type: none"> <li>• An individual AS number</li> <li>• A period wildcard used in place of an AS number</li> <li>• An AS path regular expression that is enclosed in parentheses</li> </ul> <p>You also can include the operators described in the table of AS path regular expression operators in the <i>Junos Policy Framework Configuration Guide</i>. The following list summarizes these operators:</p> <ul style="list-style-type: none"> <li>• <b><i>{m,n}</i></b>—At least <i>m</i> and at most <i>n</i> repetitions of the AS path term.</li> <li>• <b><i>{m}</i></b>—Exactly <i>m</i> repetitions of the AS path term.</li> <li>• <b><i>{m,}</i></b>—<i>m</i> or more repetitions of the AS path term.</li> <li>• <b><i>*</i></b>—Zero or more repetitions of an AS path term.</li> <li>• <b><i>+</i></b>—One or more repetitions of an AS path term.</li> <li>• <b><i>?</i></b>—Zero or one repetition of an AS path term.</li> <li>• <b><i>aspath_term   aspath_term</i></b>—Match one of the two AS path terms.</li> </ul> <p>When you specify more than one AS number or path term, or when you include an operator in the regular expression, enclose the entire regular expression in quotation marks. For example, to match any path that contains AS number 234, specify the following command:</p> <pre>show route aspath-regex ". * 234 . *"</pre> |

|                                 |                                                                                                                                                                                    |
|---------------------------------|------------------------------------------------------------------------------------------------------------------------------------------------------------------------------------|
| <b>Required Privilege Level</b> | view                                                                                                                                                                               |
| <b>List of Sample Output</b>    | <a href="#">show route aspath-regex (Matching a Specific AS Number) on page 192</a><br><a href="#">show route aspath-regex (Matching Any Path with Two AS Numbers) on page 192</a> |
| <b>Output Fields</b>            | For information about output fields, see the output field table for the <a href="#">show route</a> command.                                                                        |

## Sample Output

### show route aspath-regex (Matching a Specific AS Number)

```

user@host> show route aspath-regex 65477
inet.0: 46411 destinations, 46411 routes (46409 active, 0 holddown, 2 hidden)
+ = Active Route, - = Last Active, * = Both

111.222.1.0/25 *[BGP/170] 00:08:48, localpref 100, from 111.222.2.24
 AS Path: [65477] ({65488 65535}) IGP
 to 111.222.18.225 via fpa0.0(111.222.18.233)
111.222.1.128/25 *[IS-IS/15] 09:15:37, metric 37, tag 1
 to 111.222.18.225 via fpa0.0(111.222.18.233)
 [BGP/170] 00:08:48, localpref 100, from 111.222.2.24
 AS Path: [65477] ({65488 65535}) IGP
 to 111.222.18.225 via fpa0.0(111.222.18.233)
...

```

### show route aspath-regex (Matching Any Path with Two AS Numbers)

```

user@host> show route aspath-regex ?.* 234 3561.*?

inet.0: 46351 destinations, 46351 routes (46349 active, 0 holddown, 2 hidden)
+ = Active Route, - = Last Active, * = Both

9.20.0.0/17 *[BGP/170] 01:35:00, localpref 100, from 131.103.20.49
 AS Path: [666] 234 3561 2685 2686 Incomplete
 to 192.156.169.1 via 192.156.169.14(so-0/0/0)
12.10.231.0/24 *[BGP/170] 01:35:00, localpref 100, from 131.103.20.49
 AS Path: [666] 234 3561 5696 7369 IGP
 to 192.156.169.1 via 192.156.169.14(so-0/0/0)
24.64.32.0/19 *[BGP/170] 01:34:59, localpref 100, from 131.103.20.49
 AS Path: [666] 234 3561 6327 IGP
 to 192.156.169.1 via 192.156.169.14(so-0/0/0)
...

```



## show route best

|                                    |                                                                                                                                                                                                                                                                                                                                                                                                   |
|------------------------------------|---------------------------------------------------------------------------------------------------------------------------------------------------------------------------------------------------------------------------------------------------------------------------------------------------------------------------------------------------------------------------------------------------|
| <b>List of Syntax</b>              | <a href="#">Syntax on page 193</a><br><a href="#">Syntax (EX Series Switches) on page 193</a>                                                                                                                                                                                                                                                                                                     |
| <b>Syntax</b>                      | <b>show route best</b> <i>destination-prefix</i><br><brief   detail   extensive   terse><br><logical-system (all   <i>logical-system-name</i> )>                                                                                                                                                                                                                                                  |
| <b>Syntax (EX Series Switches)</b> | <b>show route best</b> <i>destination-prefix</i><br><brief   detail   extensive   terse>                                                                                                                                                                                                                                                                                                          |
| <b>Release Information</b>         | Command introduced before Junos OS Release 7.4.<br>Command introduced in Junos OS Release 9.0 for EX Series switches.                                                                                                                                                                                                                                                                             |
| <b>Description</b>                 | Display the route in the routing table that is the best route to the specified address or range of addresses. The best route is the longest matching route.                                                                                                                                                                                                                                       |
| <b>Options</b>                     | <b>brief   detail   extensive   terse</b> —(Optional) Display the specified level of output. If you do not specify a level of output, the system defaults to brief.<br><br><i>destination-prefix</i> —Address or range of addresses.<br><br><b>logical-system (all   <i>logical-system-name</i>)</b> —(Optional) Perform this operation on all logical systems or on a particular logical system. |
| <b>Required Privilege Level</b>    | view                                                                                                                                                                                                                                                                                                                                                                                              |
| <b>List of Sample Output</b>       | <a href="#">show route best on page 193</a><br><a href="#">show route best detail on page 194</a><br><a href="#">show route best extensive on page 195</a><br><a href="#">show route best terse on page 195</a>                                                                                                                                                                                   |
| <b>Output Fields</b>               | For information about output fields, see the output field tables for the <a href="#">show route</a> command, the <a href="#">show route detail</a> command, the <a href="#">show route extensive</a> command, or the <a href="#">show route terse</a> command.                                                                                                                                    |

## Sample Output

### show route best

```

user@host> show route best 10.255.70.103
inet.0: 24 destinations, 25 routes (23 active, 0 holddown, 1 hidden)
Restart Complete
+ = Active Route, - = Last Active, * = Both
10.255.70.103/32 *[OSPF/10] 1d 13:19:20, metric 2
 > to 10.31.1.6 via ge-3/1/0.0
 via so-0/3/0.0

inet.3: 2 destinations, 2 routes (2 active, 0 holddown, 0 hidden)
Restart Complete
+ = Active Route, - = Last Active, * = Both
10.255.70.103/32 *[RSVP/7] 1d 13:20:13, metric 2

```

```

> via so-0/3/0.0, label-switched-path green-r1-r3

private1__inet.0: 2 destinations, 3 routes (2 active, 0 holddown, 0 hidden)
+ = Active Route, - = Last Active, * = Both
10.0.0.0/8 *[Direct/0] 2d 01:43:34
 > via fxp2.0
 [Direct/0] 2d 01:43:34
 > via fxp1.0

```

### show route best detail

```

user@host> show route best 10.255.70.103 detail
inet.0: 24 destinations, 25 routes (23 active, 0 holddown, 1 hidden)
Restart Complete
10.255.70.103/32 (1 entry, 1 announced)
 *OSPF Preference: 10
 Next-hop reference count: 9
 Next hop: 10.31.1.6 via ge-3/1/0.0, selected
 Next hop: via so-0/3/0.0
 State: <Active Int>
 Local AS: 69
 Age: 1d 13:20:06 Metric: 2
 Area: 0.0.0.0
 Task: OSPF
 Announcement bits (2): 0-KRT 3-Resolve tree 2
 AS path: I

inet.3: 2 destinations, 2 routes (2 active, 0 holddown, 0 hidden)
Restart Complete
10.255.70.103/32 (1 entry, 1 announced)
 State: <FlashAll>
 *RSVP Preference: 7
 Next-hop reference count: 5
 Next hop: via so-0/3/0.0 weight 0x1, selected
 Label-switched-path green-r1-r3
 Label operation: Push 100016
 State: <Active Int>
 Local AS: 69
 Age: 1d 13:20:59 Metric: 2
 Task: RSVP
 Announcement bits (1): 1-Resolve tree 2
 AS path: I

private1__inet.0: 2 destinations, 3 routes (2 active, 0 holddown, 0 hidden)
10.0.0.0/8 (2 entries, 0 announced)
 *Direct Preference: 0
 Next hop type: Interface
 Next-hop reference count: 1
 Next hop: via fxp2.0, selected
 State: <Active Int>
 Age: 2d 1:44:20
 Task: IF
 AS path: I
 Direct Preference: 0
 Next hop type: Interface
 Next-hop reference count: 1
 Next hop: via fxp1.0, selected
 State: <NotBest Int>
 Inactive reason: No difference
 Age: 2d 1:44:20

```

Task: IF  
AS path: I

### show route best extensive

The output for the **show route best extensive** command is identical to that for the **show route best detail** command. For sample output, see [show route best detail on page 194](#).

### show route best terse

```
user@host> show route best 10.255.70.103 terse
inet.0: 24 destinations, 25 routes (23 active, 0 holddown, 1 hidden)
Restart Complete
+ = Active Route, - = Last Active, * = Both

A Destination P Prf Metric 1 Metric 2 Next hop AS path
* 10.255.70.103/32 0 10 2 >10.31.1.6
 so-0/3/0.0

inet.3: 2 destinations, 2 routes (2 active, 0 holddown, 0 hidden)
Restart Complete
+ = Active Route, - = Last Active, * = Both

A Destination P Prf Metric 1 Metric 2 Next hop AS path
* 10.255.70.103/32 R 7 2 >so-0/3/0.0

private1___.inet.0: 2 destinations, 3 routes (2 active, 0 holddown, 0 hidden)
+ = Active Route, - = Last Active, * = Both

A Destination P Prf Metric 1 Metric 2 Next hop AS path
* 10.0.0.0/8 D 0 0 >fxp2.0
 D 0 0 >fxp1.0
```

## show route brief

|                                    |                                                                                                                                                                                                                                                                                                                                          |
|------------------------------------|------------------------------------------------------------------------------------------------------------------------------------------------------------------------------------------------------------------------------------------------------------------------------------------------------------------------------------------|
| <b>List of Syntax</b>              | <a href="#">Syntax on page 196</a><br><a href="#">Syntax (EX Series Switches) on page 196</a>                                                                                                                                                                                                                                            |
| <b>Syntax</b>                      | show route brief<br><destination-prefix><br><logical-system (all   logical-system-name)>                                                                                                                                                                                                                                                 |
| <b>Syntax (EX Series Switches)</b> | show route brief<br><destination-prefix>                                                                                                                                                                                                                                                                                                 |
| <b>Release Information</b>         | Command introduced before Junos OS Release 7.4.<br>Command introduced in Junos OS Release 9.0 for EX Series switches.                                                                                                                                                                                                                    |
| <b>Description</b>                 | Display brief information about the active entries in the routing tables.                                                                                                                                                                                                                                                                |
| <b>Options</b>                     | <b>none</b> —Display all active entries in the routing table.<br><br><b>destination-prefix</b> —(Optional) Display active entries for the specified address or range of addresses.<br><br><b>logical-system (all   logical-system-name)</b> —(Optional) Perform this operation on all logical systems or on a particular logical system. |
| <b>Required Privilege Level</b>    | view                                                                                                                                                                                                                                                                                                                                     |
| <b>List of Sample Output</b>       | <a href="#">show route brief on page 196</a>                                                                                                                                                                                                                                                                                             |
| <b>Output Fields</b>               | For information about output fields, see the Output Field table of the <a href="#">show route</a> command.                                                                                                                                                                                                                               |

## Sample Output

### show route brief

```

user@host> show route brief
inet.0: 10 destinations, 10 routes (9 active, 0 holddown, 1 hidden)
+ = Active Route, - = Last Active, * = Both

0.0.0.0/0 *[Static/5] 1w5d 20:30:29
 Discard
10.255.245.51/32 *[Direct/0] 2w4d 13:11:14
 > via lo0.0
172.16.0.0/12 *[Static/5] 2w4d 13:11:14
 > to 192.168.167.254 via fxp0.0
192.168.0.0/18 *[Static/5] 1w5d 20:30:29
 > to 192.168.167.254 via fxp0.0
192.168.40.0/22 *[Static/5] 2w4d 13:11:14
 > to 192.168.167.254 via fxp0.0
192.168.64.0/18 *[Static/5] 2w4d 13:11:14
 > to 192.168.167.254 via fxp0.0
192.168.164.0/22 *[Direct/0] 2w4d 13:11:14
 > via fxp0.0

```

```
192.168.164.51/32 *[Local/0] 2w4d 13:11:14
 Local via fxp0.0
207.17.136.192/32 *[Static/5] 2w4d 13:11:14
 > to 192.168.167.254 via fxp0.0
green.inet.0: 3 destinations, 3 routes (3 active, 0 holddown, 0 hidden)
+ = Active Route, - = Last Active, * = Both
100.101.0.0/16 *[Direct/0] 1w5d 20:30:28
 > via fe-0/0/3.0
100.101.2.3/32 *[Local/0] 1w5d 20:30:28
 Local via fe-0/0/3.0
224.0.0.5/32 *[OSPF/10] 1w5d 20:30:29, metric 1
 MultiRecv
```

## show route community

---

|                             |                                                                                                                                                                                                                                                                                                                                                                                                                                                                                                                                                                                                                |
|-----------------------------|----------------------------------------------------------------------------------------------------------------------------------------------------------------------------------------------------------------------------------------------------------------------------------------------------------------------------------------------------------------------------------------------------------------------------------------------------------------------------------------------------------------------------------------------------------------------------------------------------------------|
| List of Syntax              | <a href="#">Syntax on page 198</a><br><a href="#">Syntax (EX Series Switches) on page 198</a>                                                                                                                                                                                                                                                                                                                                                                                                                                                                                                                  |
| Syntax                      | <code>show route community <i>as-number:community-value</i></code><br><code>&lt;brief   detail   extensive   terse&gt;</code><br><code>&lt;logical-system (all   <i>logical-system-name</i>)&gt;</code>                                                                                                                                                                                                                                                                                                                                                                                                        |
| Syntax (EX Series Switches) | <code>show route community <i>as-number:community-value</i></code><br><code>&lt;brief   detail   extensive   terse&gt;</code>                                                                                                                                                                                                                                                                                                                                                                                                                                                                                  |
| Release Information         | Command introduced before Junos OS Release 7.4.<br>Command introduced in Junos OS Release 9.0 for EX Series switches.                                                                                                                                                                                                                                                                                                                                                                                                                                                                                          |
| Description                 | Display the route entries in each routing table that are members of a Border Gateway Protocol (BGP) community.                                                                                                                                                                                                                                                                                                                                                                                                                                                                                                 |
| Options                     | <p><b><i>as-number:community-value</i></b>—One or more community identifiers. <b><i>as-number</i></b> is the AS number, and <b><i>community-value</i></b> is the community identifier. When you specify more than one community identifier, enclose the identifiers in double quotation marks. Community identifiers can include wildcards.</p> <p><b>brief   detail   extensive   terse</b>—(Optional) Display the specified level of output.</p> <p><b>logical-system (all   <i>logical-system-name</i>)</b>—(Optional) Perform this operation on all logical systems or on a particular logical system.</p> |
| Additional Information      | Specifying the community option displays all routes matching the community found within the routing table. The community option does not limit the output to only the routes being advertised to the neighbor after any egress routing policy.                                                                                                                                                                                                                                                                                                                                                                 |
| Required Privilege Level    | view                                                                                                                                                                                                                                                                                                                                                                                                                                                                                                                                                                                                           |
| Related Documentation       | <ul style="list-style-type: none"><li>• <a href="#">show route detail on page 207</a></li></ul>                                                                                                                                                                                                                                                                                                                                                                                                                                                                                                                |
| List of Sample Output       | <a href="#">show route community on page 198</a>                                                                                                                                                                                                                                                                                                                                                                                                                                                                                                                                                               |
| Output Fields               | For information about output fields, see the output field tables for the <a href="#">show route</a> command, the <a href="#">show route detail</a> command, the <a href="#">show route extensive</a> command, or the <a href="#">show route terse</a> command.                                                                                                                                                                                                                                                                                                                                                 |

## Sample Output

### show route community

```
user@host> show route community 234:80
inet.0: 46511 destinations, 46511 routes (46509 active, 0 holddown, 2 hidden)
+ = Active Route, - = Last Active, * = Both
```

```
4.0.0.0/8 *[BGP/170] 03:33:07, localpref 100, from 131.103.20.49
 AS Path: {666} 234 2548 1 IGP
 to 192.156.169.1 via 192.156.169.14(so-0/0/0)
6.0.0.0/8 *[BGP/170] 03:33:07, localpref 100, from 131.103.20.49
 AS Path: {666} 234 2548 568 721 Incomplete
 to 192.156.169.1 via 192.156.169.14(so-0/0/0)
9.2.0.0/16 *[BGP/170] 03:33:06, localpref 100, from 131.103.20.49
 AS Path: {666} 234 2548 1673 1675 1747 IGP
 to 192.156.169.1 via 192.156.169.14(so-0/0/0)
```

## show route community-name

|                                    |                                                                                                                                                                                                                                                                                                                |
|------------------------------------|----------------------------------------------------------------------------------------------------------------------------------------------------------------------------------------------------------------------------------------------------------------------------------------------------------------|
| <b>List of Syntax</b>              | <a href="#">Syntax on page 200</a><br><a href="#">Syntax (EX Series Switches) on page 200</a>                                                                                                                                                                                                                  |
| <b>Syntax</b>                      | <b>show route community-name</b> <i>community-name</i><br><brief   detail   extensive   terse><br><logical-system (all   <i>logical-system-name</i> )>                                                                                                                                                         |
| <b>Syntax (EX Series Switches)</b> | <b>show route community-name</b> <i>community-name</i><br><brief   detail   extensive   terse>                                                                                                                                                                                                                 |
| <b>Release Information</b>         | Command introduced before Junos OS Release 7.4.<br>Command introduced in Junos OS Release 9.0 for EX Series switches.                                                                                                                                                                                          |
| <b>Description</b>                 | Display the route entries in each routing table that are members of a Border Gateway Protocol (BGP) community, specified by a community name.                                                                                                                                                                  |
| <b>Options</b>                     | <i>community-name</i> —Name of the community.<br><br><b>brief   detail   extensive   terse</b> —(Optional) Display the specified level of output.<br><br><b>logical-system (all   <i>logical-system-name</i>)</b> —(Optional) Perform this operation on all logical systems or on a particular logical system. |
| <b>Required Privilege Level</b>    | view                                                                                                                                                                                                                                                                                                           |
| <b>List of Sample Output</b>       | <a href="#">show route community-name on page 200</a>                                                                                                                                                                                                                                                          |
| <b>Output Fields</b>               | For information about output fields, see the output field tables for the <a href="#">show route</a> command, the <a href="#">show route detail</a> command, the <a href="#">show route extensive</a> command, or the <a href="#">show route terse</a> command.                                                 |

## Sample Output

### show route community-name

```

user@host> show route community-name red-com
inet.0: 17 destinations, 17 routes (16 active, 0 holddown, 1 hidden)

inet.3: 1 destinations, 1 routes (1 active, 0 holddown, 0 hidden)

instance1.inet.0: 2 destinations, 2 routes (2 active, 0 holddown, 0 hidden)

red.inet.0: 11 destinations, 11 routes (11 active, 0 holddown, 0 hidden)
+ = Active Route, - = Last Active, * = Both

10.255.245.212/32 *[BGP/170] 00:04:40, localpref 100, from 10.255.245.204
 AS path: 300 I
 > to 100.1.2.2 via ge-1/1/0.0, label-switched-path to_fix
20.20.20.20/32 *[BGP/170] 00:04:40, localpref 100, from 10.255.245.204
 AS path: I
 > to 100.1.2.2 via ge-1/1/0.0, label-switched-path to_fix
100.1.4.0/24 *[BGP/170] 00:04:40, localpref 100, from 10.255.245.204

```



```

AS path: I
> to 100.1.2.2 via ge-1/1/0.0, label-switched-path to_fix

iso.0: 1 destinations, 1 routes (1 active, 0 holddown, 0 hidden)

mpls.0: 5 destinations, 5 routes (5 active, 0 holddown, 0 hidden)

bgp.l3vpn.0: 3 destinations, 3 routes (3 active, 0 holddown, 0 hidden)
+ = Active Route, - = Last Active, * = Both

10.255.245.204:10:10.255.245.212/32
*[BGP/170] 00:06:40, localpref 100, from 10.255.245.204
AS path: 300 I
> to 100.1.2.2 via ge-1/1/0.0, label-switched-path to_fix
10.255.245.204:10:20.20.20.20/32
*[BGP/170] 00:36:02, localpref 100, from 10.255.245.204
AS path: I
> to 100.1.2.2 via ge-1/1/0.0, label-switched-path to_fix
10.255.245.204:10:100.1.4.0/24
*[BGP/170] 00:36:02, localpref 100, from 10.255.245.204
AS path: I
> to 100.1.2.2 via ge-1/1/0.0, label-switched-path to_fix

inet6.0: 2 destinations, 2 routes (2 active, 0 holddown, 0 hidden)

instance1.inet6.0: 1 destinations, 1 routes (1 active, 0 holddown, 0 hidden)

```

## show route damping

|                                                 |                                                                                                                                                                                                                                                                                                                                                                                                                                                                                                                                                                                                                                                                                                                 |
|-------------------------------------------------|-----------------------------------------------------------------------------------------------------------------------------------------------------------------------------------------------------------------------------------------------------------------------------------------------------------------------------------------------------------------------------------------------------------------------------------------------------------------------------------------------------------------------------------------------------------------------------------------------------------------------------------------------------------------------------------------------------------------|
| <b>List of Syntax</b>                           | <a href="#">Syntax on page 202</a><br><a href="#">Syntax (EX Series Switch and QFX Series) on page 202</a>                                                                                                                                                                                                                                                                                                                                                                                                                                                                                                                                                                                                      |
| <b>Syntax</b>                                   | <pre>show route damping (decayed   history   suppressed) &lt;brief   detail   extensive   terse&gt; &lt;logical-system (all   <i>logical-system-name</i>)&gt;</pre>                                                                                                                                                                                                                                                                                                                                                                                                                                                                                                                                             |
| <b>Syntax (EX Series Switch and QFX Series)</b> | <pre>show route damping (decayed   history   suppressed) &lt;brief   detail   extensive   terse&gt;</pre>                                                                                                                                                                                                                                                                                                                                                                                                                                                                                                                                                                                                       |
| <b>Release Information</b>                      | <p>Command introduced before Junos OS Release 7.4.</p> <p>Command introduced in Junos OS Release 9.0 for EX Series switches.</p> <p>Command introduced in Junos OS Release 11.3 for the QFX Series.</p>                                                                                                                                                                                                                                                                                                                                                                                                                                                                                                         |
| <b>Description</b>                              | Display the BGP routes for which updates might have been reduced because of route flap damping.                                                                                                                                                                                                                                                                                                                                                                                                                                                                                                                                                                                                                 |
| <b>Options</b>                                  | <p><b>brief   detail   extensive   terse</b>—(Optional) Display the specified level of output. If you do not specify a level of output, the system defaults to brief.</p> <p><b>decayed</b>—Display route damping entries that might no longer be valid, but are not suppressed.</p> <p><b>history</b>—Display entries that have already been withdrawn, but have been logged.</p> <p><b>logical-system (all   <i>logical-system-name</i>)</b>—(Optional) Perform this operation on all logical systems or on a particular logical system.</p> <p><b>suppressed</b>—Display entries that have been suppressed and are no longer being installed into the forwarding table or exported by routing protocols.</p> |
| <b>Required Privilege Level</b>                 | view                                                                                                                                                                                                                                                                                                                                                                                                                                                                                                                                                                                                                                                                                                            |
| <b>Related Documentation</b>                    | <ul style="list-style-type: none"> <li><i>clear bgp damping</i></li> <li><i>show policy damping</i></li> </ul>                                                                                                                                                                                                                                                                                                                                                                                                                                                                                                                                                                                                  |
| <b>List of Sample Output</b>                    | <a href="#">show route damping decayed detail on page 205</a><br><a href="#">show route damping history on page 206</a><br><a href="#">show route damping history detail on page 206</a>                                                                                                                                                                                                                                                                                                                                                                                                                                                                                                                        |
| <b>Output Fields</b>                            | Table 12 on page 203 lists the output fields for the <b>show route damping</b> command. Output fields are listed in the approximate order in which they appear.                                                                                                                                                                                                                                                                                                                                                                                                                                                                                                                                                 |

Table 12: show route damping Output Fields

| Field Name                                   | Field Description                                                                                                                                                                                                                                                                                                                                                                                                                                                                                                                                                                                                                                                                                                                                                                                                                                                                                                                                                                                                                                                                       | Level of Output         |
|----------------------------------------------|-----------------------------------------------------------------------------------------------------------------------------------------------------------------------------------------------------------------------------------------------------------------------------------------------------------------------------------------------------------------------------------------------------------------------------------------------------------------------------------------------------------------------------------------------------------------------------------------------------------------------------------------------------------------------------------------------------------------------------------------------------------------------------------------------------------------------------------------------------------------------------------------------------------------------------------------------------------------------------------------------------------------------------------------------------------------------------------------|-------------------------|
| <i>routing-table-name</i>                    | Name of the routing table—for example, <b>inet.0</b> .                                                                                                                                                                                                                                                                                                                                                                                                                                                                                                                                                                                                                                                                                                                                                                                                                                                                                                                                                                                                                                  | All levels              |
| <b>destinations</b>                          | Number of destinations for which there are routes in the routing table.                                                                                                                                                                                                                                                                                                                                                                                                                                                                                                                                                                                                                                                                                                                                                                                                                                                                                                                                                                                                                 | All levels              |
| <b>number routes</b>                         | Number of routes in the routing table and total number of routes in the following states: <ul style="list-style-type: none"> <li>• <b>active</b></li> <li>• <b>holdddown</b> (routes that are in a pending state before being declared inactive)</li> <li>• <b>hidden</b> (the routes are not used because of a routing policy)</li> </ul>                                                                                                                                                                                                                                                                                                                                                                                                                                                                                                                                                                                                                                                                                                                                              | All levels              |
| <b>destination-prefix (entry, announced)</b> | Destination prefix. The <b>entry</b> value is the number of routes for this destination, and the <b>announced</b> value is the number of routes being announced for this destination.                                                                                                                                                                                                                                                                                                                                                                                                                                                                                                                                                                                                                                                                                                                                                                                                                                                                                                   | <b>detail extensive</b> |
| <b>[protocol, preference]</b>                | Protocol from which the route was learned and the preference value for the route. <ul style="list-style-type: none"> <li>• <b>+</b>—A plus sign indicates the active route, which is the route installed from the routing table into the forwarding table.</li> <li>• <b>-</b>—A hyphen indicates the last active route.</li> <li>• <b>*</b>—An asterisk indicates that the route is both the active and the last active route. An asterisk before a <b>to</b> line indicates the best subpath to the route.</li> </ul> <p>In every routing metric except for the BGP <b>LocalPref</b> attribute, a lesser value is preferred. In order to use common comparison routines, Junos OS stores the 1's complement of the <b>LocalPref</b> value in the <b>Preference2</b> field. For example, if the <b>LocalPref</b> value for Route 1 is 100, the <b>Preference2</b> value is -101. If the <b>LocalPref</b> value for Route 2 is 155, the <b>Preference2</b> value is -156. Route 2 is preferred because it has a higher <b>LocalPref</b> value and a lower <b>Preference2</b> value.</p> | All levels              |
| <b>Next-hop reference count</b>              | Number of references made to the next hop.                                                                                                                                                                                                                                                                                                                                                                                                                                                                                                                                                                                                                                                                                                                                                                                                                                                                                                                                                                                                                                              | <b>detail extensive</b> |
| <b>Source</b>                                | IP address of the route source.                                                                                                                                                                                                                                                                                                                                                                                                                                                                                                                                                                                                                                                                                                                                                                                                                                                                                                                                                                                                                                                         | <b>detail extensive</b> |
| <b>Next hop</b>                              | Network layer address of the directly reachable neighboring system.                                                                                                                                                                                                                                                                                                                                                                                                                                                                                                                                                                                                                                                                                                                                                                                                                                                                                                                                                                                                                     | <b>detail extensive</b> |
| <b>via</b>                                   | Interface used to reach the next hop. If there is more than one interface available to the next hop, the interface that is actually used is followed by the word <b>Selected</b> .                                                                                                                                                                                                                                                                                                                                                                                                                                                                                                                                                                                                                                                                                                                                                                                                                                                                                                      | <b>detail extensive</b> |
| <b>Protocol next hop</b>                     | Network layer address of the remote routing device that advertised the prefix. This address is used to derive a forwarding next hop.                                                                                                                                                                                                                                                                                                                                                                                                                                                                                                                                                                                                                                                                                                                                                                                                                                                                                                                                                    | <b>detail extensive</b> |
| <b>Indirect next hop</b>                     | Index designation used to specify the mapping between protocol next hops, tags, kernel export policy, and the forwarding next hops.                                                                                                                                                                                                                                                                                                                                                                                                                                                                                                                                                                                                                                                                                                                                                                                                                                                                                                                                                     | <b>detail extensive</b> |
| <b>State</b>                                 | Flags for this route. For a description of possible values for this field, see the output field table for the <a href="#">show route detail</a> command.                                                                                                                                                                                                                                                                                                                                                                                                                                                                                                                                                                                                                                                                                                                                                                                                                                                                                                                                | <b>detail extensive</b> |

Table 12: show route damping Output Fields (*continued*)

| Field Name        | Field Description                                                                                                                                                                                                                                                                                                                                                                                                                                                                                                                                                                                                                                                                                                                                                                                                                                                                                                                                                                                                                                                                                                                                                                                                                                                                             | Level of Output  |
|-------------------|-----------------------------------------------------------------------------------------------------------------------------------------------------------------------------------------------------------------------------------------------------------------------------------------------------------------------------------------------------------------------------------------------------------------------------------------------------------------------------------------------------------------------------------------------------------------------------------------------------------------------------------------------------------------------------------------------------------------------------------------------------------------------------------------------------------------------------------------------------------------------------------------------------------------------------------------------------------------------------------------------------------------------------------------------------------------------------------------------------------------------------------------------------------------------------------------------------------------------------------------------------------------------------------------------|------------------|
| Local AS          | AS number of the local routing device.                                                                                                                                                                                                                                                                                                                                                                                                                                                                                                                                                                                                                                                                                                                                                                                                                                                                                                                                                                                                                                                                                                                                                                                                                                                        | detail extensive |
| Peer AS           | AS number of the peer routing device.                                                                                                                                                                                                                                                                                                                                                                                                                                                                                                                                                                                                                                                                                                                                                                                                                                                                                                                                                                                                                                                                                                                                                                                                                                                         | detail extensive |
| Age               | How long the route has been known.                                                                                                                                                                                                                                                                                                                                                                                                                                                                                                                                                                                                                                                                                                                                                                                                                                                                                                                                                                                                                                                                                                                                                                                                                                                            | detail extensive |
| Metric            | Metric for the route.                                                                                                                                                                                                                                                                                                                                                                                                                                                                                                                                                                                                                                                                                                                                                                                                                                                                                                                                                                                                                                                                                                                                                                                                                                                                         | detail extensive |
| Task              | Name of the protocol that has added the route.                                                                                                                                                                                                                                                                                                                                                                                                                                                                                                                                                                                                                                                                                                                                                                                                                                                                                                                                                                                                                                                                                                                                                                                                                                                | detail extensive |
| Announcement bits | List of protocols that announce this route. <i>n-Resolve inet</i> indicates that the route is used for route resolution for next hops found in the routing table. <i>n</i> is an index used by Juniper Networks customer support only.                                                                                                                                                                                                                                                                                                                                                                                                                                                                                                                                                                                                                                                                                                                                                                                                                                                                                                                                                                                                                                                        | detail extensive |
| AS path           | <p>AS path through which the route was learned. The letters at the end of the AS path indicate the path origin, providing an indication of the state of the route at the point at which the AS path originated:</p> <ul style="list-style-type: none"> <li>I—IGP.</li> <li>E—EGP.</li> <li>?—Incomplete; typically, the AS path was aggregated.</li> </ul> <p>When AS path numbers are included in the route, the format is as follows:</p> <ul style="list-style-type: none"> <li>[ ]—Brackets enclose the local AS number associated with the AS path if more than one AS number is configured on the routing device or if AS path prepending is configured.</li> <li>{ }—Braces enclose AS sets, which are groups of AS numbers in which the order does not matter. A set commonly results from route aggregation. The numbers in each AS set are displayed in ascending order.</li> <li>( )—Parentheses enclose a confederation.</li> <li>( [ ] )—Parentheses and brackets enclose a confederation set.</li> </ul> <p><b>NOTE:</b> In Junos OS Release 10.3 and later, the AS path field displays an unrecognized attribute and associated hexadecimal value if BGP receives attribute 128 (attribute set) and you have not configured an independent domain in any routing instance.</p> | All levels       |
| to                | Next hop to the destination. An angle bracket (>) indicates that the route is the selected route.                                                                                                                                                                                                                                                                                                                                                                                                                                                                                                                                                                                                                                                                                                                                                                                                                                                                                                                                                                                                                                                                                                                                                                                             | brief none       |
| via               | Interface used to reach the next hop. If there is more than one interface available to the next hop, the interface that is actually used is followed by the word <b>Selected</b> .                                                                                                                                                                                                                                                                                                                                                                                                                                                                                                                                                                                                                                                                                                                                                                                                                                                                                                                                                                                                                                                                                                            | brief none       |
| Communities       | Community path attribute for the route. See the output field table for the <a href="#">show route detail</a> command.                                                                                                                                                                                                                                                                                                                                                                                                                                                                                                                                                                                                                                                                                                                                                                                                                                                                                                                                                                                                                                                                                                                                                                         | detail extensive |
| Localpref         | Local preference value included in the route.                                                                                                                                                                                                                                                                                                                                                                                                                                                                                                                                                                                                                                                                                                                                                                                                                                                                                                                                                                                                                                                                                                                                                                                                                                                 | All levels       |
| Router ID         | BGP router ID as advertised by the neighbor in the open message.                                                                                                                                                                                                                                                                                                                                                                                                                                                                                                                                                                                                                                                                                                                                                                                                                                                                                                                                                                                                                                                                                                                                                                                                                              | detail extensive |

Table 12: show route damping Output Fields (*continued*)

| Field Name                     | Field Description                                                                                                                                                        | Level of Output         |
|--------------------------------|--------------------------------------------------------------------------------------------------------------------------------------------------------------------------|-------------------------|
| <b>Merit (last update/now)</b> | Last updated and current figure-of-merit value.                                                                                                                          | <b>detail extensive</b> |
| <b>damping-parameters</b>      | Name that identifies the damping parameters used, which is defined in the damping statement at the <b>[edit policy-options]</b> hierarchy level.                         | <b>detail extensive</b> |
| <b>Last update</b>             | Time of most recent change in path attributes.                                                                                                                           | <b>detail extensive</b> |
| <b>First update</b>            | Time of first change in path attributes, which started the route damping process.                                                                                        | <b>detail extensive</b> |
| <b>Flaps</b>                   | Number of times the route has gone up or down or its path attributes have changed.                                                                                       | <b>detail extensive</b> |
| <b>Suppressed</b>              | ( <b>suppressed</b> keyword only) This route is currently suppressed. A suppressed route does not appear in the forwarding table and routing protocols do not export it. | All levels              |
| <b>Reusable in</b>             | ( <b>suppressed</b> keyword only) Time when a suppressed route will again be available.                                                                                  | All levels              |
| <b>Preference will be</b>      | ( <b>suppressed</b> keyword only) Preference value that will be applied to the route when it is again active.                                                            | All levels              |

## Sample Output

### show route damping decayed detail

```

user@host> show route damping decayed detail
inet.0: 173319 destinations, 1533668 routes (172625 active, 4 holddown, 108083
hidden)
10.0.111.0/24 (7 entries, 1 announced)
 *BGP Preference: 170/-101
 Next-hop reference count: 151973
 Source: 172.23.2.129
 Next hop: via so-1/2/0.0
 Next hop: via so-5/1/0.0, selected
 Next hop: via so-6/0/0.0
 Protocol next hop: 172.23.2.129
 Indirect next hop: 89a1a00 264185
 State: <Active Ext>
 Local AS: 65000 Peer AS: 65490
 Age: 3:28 Metric2: 0
 Task: BGP_65490.172.23.2.129+179
 Announcement bits (6): 0-KRT 1-RT 4-KRT 5-BGP.0.0.0.0+179

 6-Resolve tree 2 7-Resolve tree 3
 AS path: 65490 65520 65525 65525 65525 65525 I ()
 Communities: 65501:390 65501:2000 65501:3000 65504:701
 Localpref: 100
 Router ID: 172.23.2.129
 Merit (last update/now): 1934/1790
 damping-parameters: damping-high

```

```
Last update: 00:03:28 First update: 00:06:40
Flaps: 2
```

### show route damping history

```
user@host> show route damping history
inet.0: 173320 destinations, 1533529 routes (172624 active, 6 holddown, 108122
hidden)
+ = Active Route, - = Last Active, * = Both

10.108.0.0/15 [BGP] 2d 22:47:58, localpref 100
 AS path: 65220 65501 65502 I
 > to 192.168.60.85 via so-3/1/0.0
```

### show route damping history detail

```
user@host> show route damping history detail
inet.0: 173319 destinations, 1533435 routes (172627 active, 2 holddown, 108105
hidden)
10.108.0.0/15 (3 entries, 1 announced)
 BGP /-101
 Next-hop reference count: 69058
 Source: 192.168.60.85
 Next hop: 192.168.60.85 via so-3/1/0.0, selected
 State: <Hidden Ext>
 Inactive reason: Unusable path
 Local AS: 65000 Peer AS: 65220
 Age: 2d 22:48:10
 Task: BGP_65220.192.168.60.85+179
 AS path: 65220 65501 65502 I ()
 Communities: 65501:390 65501:2000 65501:3000 65504:3561
 Localpref: 100
 Router ID: 192.168.80.25
 Merit (last update/now): 1000/932
 damping-parameters: set-normal
 Last update: 00:01:05 First update: 00:01:05
 Flaps: 1
```

## show route detail

|                                    |                                                                                                                                                                                                                                                                                                                                                             |
|------------------------------------|-------------------------------------------------------------------------------------------------------------------------------------------------------------------------------------------------------------------------------------------------------------------------------------------------------------------------------------------------------------|
| <b>List of Syntax</b>              | <a href="#">Syntax on page 207</a><br><a href="#">Syntax (EX Series Switches) on page 207</a>                                                                                                                                                                                                                                                               |
| <b>Syntax</b>                      | show route detail<br><destination-prefix><br><logical-system (all   logical-system-name)>                                                                                                                                                                                                                                                                   |
| <b>Syntax (EX Series Switches)</b> | show route detail<br><destination-prefix>                                                                                                                                                                                                                                                                                                                   |
| <b>Release Information</b>         | Command introduced before Junos OS Release 7.4.<br>Command introduced in Junos OS Release 9.0 for EX Series switches.                                                                                                                                                                                                                                       |
| <b>Description</b>                 | Display detailed information about the active entries in the routing tables.                                                                                                                                                                                                                                                                                |
| <b>Options</b>                     | <p><b>none</b>—Display all active entries in the routing table on all systems.</p> <p><b>destination-prefix</b>—(Optional) Display active entries for the specified address or range of addresses.</p> <p><b>logical-system (all   logical-system-name)</b>—(Optional) Perform this operation on all logical systems or on a particular logical system.</p> |
| <b>Required Privilege Level</b>    | view                                                                                                                                                                                                                                                                                                                                                        |
| <b>List of Sample Output</b>       | <a href="#">show route detail on page 216</a><br><a href="#">show route detail (with BGP Multipath) on page 222</a><br><a href="#">show route label detail (Multipoint LDP Inband Signaling for Point-to-Multipoint LSPs) on page 223</a><br><a href="#">show route label detail (Multipoint LDP with Multicast-Only Fast Reroute) on page 223</a>          |
| <b>Output Fields</b>               | <a href="#">Table 13 on page 207</a> describes the output fields for the <b>show route detail</b> command. Output fields are listed in the approximate order in which they appear.                                                                                                                                                                          |

**Table 13: show route detail Output Fields**

| Field Name                 | Field Description                                                                                                                                                                                                                                                                                                                                               |
|----------------------------|-----------------------------------------------------------------------------------------------------------------------------------------------------------------------------------------------------------------------------------------------------------------------------------------------------------------------------------------------------------------|
| <i>routing-table-name</i>  | Name of the routing table (for example, inet.0).                                                                                                                                                                                                                                                                                                                |
| <i>number destinations</i> | Number of destinations for which there are routes in the routing table.                                                                                                                                                                                                                                                                                         |
| <i>number routes</i>       | Number of routes in the routing table and total number of routes in the following states: <ul style="list-style-type: none"> <li><b>active</b> (routes that are active)</li> <li><b>holddown</b> (routes that are in the pending state before being declared inactive)</li> <li><b>hidden</b> (routes that are not used because of a routing policy)</li> </ul> |

Table 13: show route detail Output Fields (*continued*)

| Field Name                                     | Field Description                                                                                                                                                                                                                                                                                                                                                                                                                                                                                                                                                                                                                                                                                                                                                                                                                                                                                                                                                                                                                                                                                                                                                                                                                                                                                                                                                                                              |
|------------------------------------------------|----------------------------------------------------------------------------------------------------------------------------------------------------------------------------------------------------------------------------------------------------------------------------------------------------------------------------------------------------------------------------------------------------------------------------------------------------------------------------------------------------------------------------------------------------------------------------------------------------------------------------------------------------------------------------------------------------------------------------------------------------------------------------------------------------------------------------------------------------------------------------------------------------------------------------------------------------------------------------------------------------------------------------------------------------------------------------------------------------------------------------------------------------------------------------------------------------------------------------------------------------------------------------------------------------------------------------------------------------------------------------------------------------------------|
| <i>route-destination</i><br>(entry, announced) | <p>Route destination (for example:10.0.0.1/24). The <b>entry</b> value is the number of routes for this destination, and the <b>announced</b> value is the number of routes being announced for this destination. Sometimes the route destination is presented in another format, such as:</p> <ul style="list-style-type: none"> <li>• <b>MPLS-label</b> (for example, 80001).</li> <li>• <b>interface-name</b> (for example, ge-1/0/2).</li> <li>• <b>neighbor-address:control-word-status:encapsulation type:vc-id:source</b> (Layer 2 circuit only; for example, 10.1.1.195:NoCtrlWord:1:1:Local/96). <ul style="list-style-type: none"> <li>• <b>neighbor-address</b>—Address of the neighbor.</li> <li>• <b>control-word-status</b>—Whether the use of the control word has been negotiated for this virtual circuit: <b>NoCtrlWord</b> or <b>CtrlWord</b>.</li> <li>• <b>encapsulation type</b>—Type of encapsulation, represented by a number: (1) Frame Relay DLCI, (2) ATM AAL5 VCC transport, (3) ATM transparent cell transport, (4) Ethernet, (5) VLAN Ethernet, (6) HDLC, (7) PPP, (8) ATM VCC cell transport, (10) ATM VPC cell transport.</li> <li>• <b>vc-id</b>—Virtual circuit identifier.</li> <li>• <b>source</b>—Source of the advertisement: <b>Local</b> or <b>Remote</b>.</li> <li>• <b>source</b>—Source of the advertisement: <b>Local</b> or <b>Remote</b>.</li> </ul> </li> </ul> |
| label stacking                                 | <p>(Next-to-the-last-hop routing device for MPLS only) Depth of the MPLS label stack, where the label-popping operation is needed to remove one or more labels from the top of the stack. A pair of routes is displayed, because the pop operation is performed only when the stack depth is two or more labels.</p> <ul style="list-style-type: none"> <li>• <b>S=0 route</b> indicates that a packet with an incoming label stack depth of 2 or more exits this routing device with one fewer label (the label-popping operation is performed).</li> <li>• If there is no <b>S=</b> information, the route is a normal MPLS route, which has a stack depth of 1 (the label-popping operation is not performed).</li> </ul>                                                                                                                                                                                                                                                                                                                                                                                                                                                                                                                                                                                                                                                                                   |
| [ <i>protocol, preference</i> ]                | <p>Protocol from which the route was learned and the preference value for the route.</p> <ul style="list-style-type: none"> <li>• <b>+—</b>A plus sign indicates the active route, which is the route installed from the routing table into the forwarding table.</li> <li>• <b>- —</b>A hyphen indicates the last active route.</li> <li>• <b>*—</b>An asterisk indicates that the route is both the active and the last active route. An asterisk before a <b>to</b> line indicates the best subpath to the route.</li> </ul> <p>In every routing metric except for the BGP <b>LocalPref</b> attribute, a lesser value is preferred. In order to use common comparison routines, Junos OS stores the 1's complement of the <b>LocalPref</b> value in the <b>Preference2</b> field. For example, if the <b>LocalPref</b> value for Route 1 is 100, the <b>Preference2</b> value is -101. If the <b>LocalPref</b> value for Route 2 is 155, the <b>Preference2</b> value is -156. Route 2 is preferred because it has a higher <b>LocalPref</b> value and a lower <b>Preference2</b> value.</p>                                                                                                                                                                                                                                                                                                                |
| Level                                          | <p>(IS-IS only). In IS-IS, a single AS can be divided into smaller groups called areas. Routing between areas is organized hierarchically, allowing a domain to be administratively divided into smaller areas. This organization is accomplished by configuring Level 1 and Level 2 intermediate systems. Level 1 systems route within an area. When the destination is outside an area, they route toward a Level 2 system. Level 2 intermediate systems route between areas and toward other ASs.</p>                                                                                                                                                                                                                                                                                                                                                                                                                                                                                                                                                                                                                                                                                                                                                                                                                                                                                                       |
| Route Distinguisher                            | IP subnet augmented with a 64-bit prefix.                                                                                                                                                                                                                                                                                                                                                                                                                                                                                                                                                                                                                                                                                                                                                                                                                                                                                                                                                                                                                                                                                                                                                                                                                                                                                                                                                                      |
| PMSI                                           | Provider multicast service interface (MVPN routing table).                                                                                                                                                                                                                                                                                                                                                                                                                                                                                                                                                                                                                                                                                                                                                                                                                                                                                                                                                                                                                                                                                                                                                                                                                                                                                                                                                     |



Table 13: show route detail Output Fields (*continued*)

| Field Name                                           | Field Description                                                                                                                                                                                                                                                                                                                                                                                                                                                                                                                                                                                                                                                                                                                                                                                                                                                                                                                                                                     |
|------------------------------------------------------|---------------------------------------------------------------------------------------------------------------------------------------------------------------------------------------------------------------------------------------------------------------------------------------------------------------------------------------------------------------------------------------------------------------------------------------------------------------------------------------------------------------------------------------------------------------------------------------------------------------------------------------------------------------------------------------------------------------------------------------------------------------------------------------------------------------------------------------------------------------------------------------------------------------------------------------------------------------------------------------|
| <b>Next-hop type</b>                                 | Type of next hop. For a description of possible values for this field, see <a href="#">Table 14 on page 212</a> .                                                                                                                                                                                                                                                                                                                                                                                                                                                                                                                                                                                                                                                                                                                                                                                                                                                                     |
| <b>Next-hop reference count</b>                      | Number of references made to the next hop.                                                                                                                                                                                                                                                                                                                                                                                                                                                                                                                                                                                                                                                                                                                                                                                                                                                                                                                                            |
| <b>Flood nexthop branches exceed maximum message</b> | Indicates that the number of flood next-hop branches exceeded the system limit of 32 branches, and only a subset of the flood next-hop branches were installed in the kernel.                                                                                                                                                                                                                                                                                                                                                                                                                                                                                                                                                                                                                                                                                                                                                                                                         |
| <b>Source</b>                                        | IP address of the route source.                                                                                                                                                                                                                                                                                                                                                                                                                                                                                                                                                                                                                                                                                                                                                                                                                                                                                                                                                       |
| <b>Next hop</b>                                      | Network layer address of the directly reachable neighboring system.                                                                                                                                                                                                                                                                                                                                                                                                                                                                                                                                                                                                                                                                                                                                                                                                                                                                                                                   |
| <b>via</b>                                           | <p>Interface used to reach the next hop. If there is more than one interface available to the next hop, the name of the interface that is actually used is followed by the word <b>Selected</b>. This field can also contain the following information:</p> <ul style="list-style-type: none"> <li>• <b>Weight</b>—Value used to distinguish primary, secondary, and fast reroute backup routes. Weight information is available when MPLS label-switched path (LSP) link protection, node-link protection, or fast reroute is enabled, or when the standby state is enabled for secondary paths. A lower weight value is preferred. Among routes with the same weight value, load balancing is possible.</li> <li>• <b>Balance</b>—Balance coefficient indicating how traffic of unequal cost is distributed among next hops when a routing device is performing unequal-cost load balancing. This information is available when you enable BGP multipath load balancing.</li> </ul> |
| <b>Label-switched-path<br/>lsp-path-name</b>         | Name of the LSP used to reach the next hop.                                                                                                                                                                                                                                                                                                                                                                                                                                                                                                                                                                                                                                                                                                                                                                                                                                                                                                                                           |
| <b>Label operation</b>                               | MPLS label and operation occurring at this routing device. The operation can be <b>pop</b> (where a label is removed from the top of the stack), <b>push</b> (where another label is added to the label stack), or <b>swap</b> (where a label is replaced by another label).                                                                                                                                                                                                                                                                                                                                                                                                                                                                                                                                                                                                                                                                                                          |
| <b>Interface</b>                                     | (Local only) Local interface name.                                                                                                                                                                                                                                                                                                                                                                                                                                                                                                                                                                                                                                                                                                                                                                                                                                                                                                                                                    |
| <b>Protocol next hop</b>                             | Network layer address of the remote routing device that advertised the prefix. This address is used to derive a forwarding next hop.                                                                                                                                                                                                                                                                                                                                                                                                                                                                                                                                                                                                                                                                                                                                                                                                                                                  |
| <b>Indirect next hop</b>                             | Index designation used to specify the mapping between protocol next hops, tags, kernel export policy, and the forwarding next hops.                                                                                                                                                                                                                                                                                                                                                                                                                                                                                                                                                                                                                                                                                                                                                                                                                                                   |
| <b>State</b>                                         | State of the route (a route can be in more than one state). See <a href="#">Table 15 on page 214</a> .                                                                                                                                                                                                                                                                                                                                                                                                                                                                                                                                                                                                                                                                                                                                                                                                                                                                                |
| <b>Local AS</b>                                      | AS number of the local routing device.                                                                                                                                                                                                                                                                                                                                                                                                                                                                                                                                                                                                                                                                                                                                                                                                                                                                                                                                                |
| <b>Age</b>                                           | How long the route has been known.                                                                                                                                                                                                                                                                                                                                                                                                                                                                                                                                                                                                                                                                                                                                                                                                                                                                                                                                                    |
| <b>AIGP</b>                                          | Accumulated interior gateway protocol (AIGP) BGP attribute.                                                                                                                                                                                                                                                                                                                                                                                                                                                                                                                                                                                                                                                                                                                                                                                                                                                                                                                           |

Table 13: show route detail Output Fields (*continued*)

| Field Name               | Field Description                                                                                                                                                                                                                                                                                                                                                                                                                                                                                                                                                                                                                                                                                                                                                                                                                                                                                                                                                                                                                                                                                                                                                                                                                                                                                                                                                                                                                                                                                                                                                                                                                                                                               |
|--------------------------|-------------------------------------------------------------------------------------------------------------------------------------------------------------------------------------------------------------------------------------------------------------------------------------------------------------------------------------------------------------------------------------------------------------------------------------------------------------------------------------------------------------------------------------------------------------------------------------------------------------------------------------------------------------------------------------------------------------------------------------------------------------------------------------------------------------------------------------------------------------------------------------------------------------------------------------------------------------------------------------------------------------------------------------------------------------------------------------------------------------------------------------------------------------------------------------------------------------------------------------------------------------------------------------------------------------------------------------------------------------------------------------------------------------------------------------------------------------------------------------------------------------------------------------------------------------------------------------------------------------------------------------------------------------------------------------------------|
| <b>Metric</b>            | Cost value of the indicated route. For routes within an AS, the cost is determined by IGP and the individual protocol metrics. For external routes, destinations, or routing domains, the cost is determined by a preference value.                                                                                                                                                                                                                                                                                                                                                                                                                                                                                                                                                                                                                                                                                                                                                                                                                                                                                                                                                                                                                                                                                                                                                                                                                                                                                                                                                                                                                                                             |
| <b>MED-plus-IGP</b>      | Metric value for BGP path selection to which the IGP cost to the next-hop destination has been added.                                                                                                                                                                                                                                                                                                                                                                                                                                                                                                                                                                                                                                                                                                                                                                                                                                                                                                                                                                                                                                                                                                                                                                                                                                                                                                                                                                                                                                                                                                                                                                                           |
| <b>TTL-Action</b>        | For MPLS LSPs, state of the TTL propagation attribute. Can be enabled or disabled for all RSVP-signaled and LDP-signaled LSPs or for specific VRF routing instances.<br><br>For sample output, see <a href="#">show route table</a> .                                                                                                                                                                                                                                                                                                                                                                                                                                                                                                                                                                                                                                                                                                                                                                                                                                                                                                                                                                                                                                                                                                                                                                                                                                                                                                                                                                                                                                                           |
| <b>Task</b>              | Name of the protocol that has added the route.                                                                                                                                                                                                                                                                                                                                                                                                                                                                                                                                                                                                                                                                                                                                                                                                                                                                                                                                                                                                                                                                                                                                                                                                                                                                                                                                                                                                                                                                                                                                                                                                                                                  |
| <b>Announcement bits</b> | The number of BGP peers or protocols to which Junos OS has announced this route, followed by the list of the recipients of the announcement. Junos OS can also announce the route to the KRT for installing the route into the Packet Forwarding Engine, to a resolve tree, a L2 VC, or even a VPN. For example, <b><i>n-Resolve inet</i></b> indicates that the specified route is used for route resolution for next hops found in the routing table.<br><br><ul style="list-style-type: none"> <li><b><i>n</i></b>—An index used by Juniper Networks customer support only.</li> </ul>                                                                                                                                                                                                                                                                                                                                                                                                                                                                                                                                                                                                                                                                                                                                                                                                                                                                                                                                                                                                                                                                                                       |
| <b>AS path</b>           | <p>AS path through which the route was learned. The letters at the end of the AS path indicate the path origin, providing an indication of the state of the route at the point at which the AS path originated:</p> <ul style="list-style-type: none"> <li><b>I</b>—IGP.</li> <li><b>E</b>—EGP.</li> <li><b>Recorded</b>—The AS path is recorded by the sample process (sampled).</li> <li><b>?</b>—Incomplete; typically, the AS path was aggregated.</li> </ul> <p>When AS path numbers are included in the route, the format is as follows:</p> <ul style="list-style-type: none"> <li><b>[ ]</b>—Brackets enclose the number that precedes the AS path. This number represents the number of ASs present in the AS path, when calculated as defined in RFC 4271. This value is used in the AS-path merge process, as defined in RFC 4893.</li> <li><b>[ ]</b>—If more than one AS number is configured on the routing device, or if AS path prepending is configured, brackets enclose the local AS number associated with the AS path.</li> <li><b>{ }</b>—Braces enclose AS sets, which are groups of AS numbers in which the order does not matter. A set commonly results from route aggregation. The numbers in each AS set are displayed in ascending order.</li> <li><b>( )</b>—Parentheses enclose a confederation.</li> <li><b>( [ ] )</b>—Parentheses and brackets enclose a confederation set.</li> </ul> <p><b>NOTE:</b> In Junos OS Release 10.3 and later, the AS path field displays an unrecognized attribute and associated hexadecimal value if BGP receives attribute 128 (attribute set) and you have not configured an independent domain in any routing instance.</p> |

Table 13: show route detail Output Fields (*continued*)

| Field Name              | Field Description                                                                                                                                                                                                                                                                                                                                                                                                                                                                                                                                                                                                                                                                                                                                                                                                                                                                                                                     |
|-------------------------|---------------------------------------------------------------------------------------------------------------------------------------------------------------------------------------------------------------------------------------------------------------------------------------------------------------------------------------------------------------------------------------------------------------------------------------------------------------------------------------------------------------------------------------------------------------------------------------------------------------------------------------------------------------------------------------------------------------------------------------------------------------------------------------------------------------------------------------------------------------------------------------------------------------------------------------|
| <b>validation-state</b> | <p>(BGP-learned routes) Validation status of the route:</p> <ul style="list-style-type: none"> <li>• <b>Invalid</b>—Indicates that the prefix is found, but either the corresponding AS received from the EBGP peer is not the AS that appears in the database, or the prefix length in the BGP update message is longer than the maximum length permitted in the database.</li> <li>• <b>Unknown</b>—Indicates that the prefix is not among the prefixes or prefix ranges in the database.</li> <li>• <b>Unverified</b>—Indicates that the origin of the prefix is not verified against the database. This is because the database got populated and the validation is not called for in the BGP import policy, although origin validation is enabled, or the origin validation is not enabled for the BGP peers.</li> <li>• <b>Valid</b>—Indicates that the prefix and autonomous system pair are found in the database.</li> </ul> |
| FECs bound to route     | Point-to-multipoint root address, multicast source address, and multicast group address when multipoint LDP (M-LDP) inband signaling is configured.                                                                                                                                                                                                                                                                                                                                                                                                                                                                                                                                                                                                                                                                                                                                                                                   |
| Primary Upstream        | When multipoint LDP with multicast-only fast reroute (MoFRR) is configured, the primary upstream path. MoFRR transmits a multicast join message from a receiver toward a source on a primary path, while also transmitting a secondary multicast join message from the receiver toward the source on a backup path.                                                                                                                                                                                                                                                                                                                                                                                                                                                                                                                                                                                                                   |
| RPF Nexthops            | When multipoint LDP with MoFRR is configured, the reverse-path forwarding (RPF) next-hop information. Data packets are received from both the primary path and the secondary paths. The redundant packets are discarded at topology merge points due to the RPF checks.                                                                                                                                                                                                                                                                                                                                                                                                                                                                                                                                                                                                                                                               |
| Label                   | Multiple MPLS labels are used to control MoFRR stream selection. Each label represents a separate route, but each references the same interface list check. Only the primary label is forwarded while all others are dropped. Multiple interfaces can receive packets using the same label.                                                                                                                                                                                                                                                                                                                                                                                                                                                                                                                                                                                                                                           |
| weight                  | Value used to distinguish MoFRR primary and backup routes. A lower weight value is preferred. Among routes with the same weight value, load balancing is possible.                                                                                                                                                                                                                                                                                                                                                                                                                                                                                                                                                                                                                                                                                                                                                                    |
| VC Label                | MPLS label assigned to the Layer 2 circuit virtual connection.                                                                                                                                                                                                                                                                                                                                                                                                                                                                                                                                                                                                                                                                                                                                                                                                                                                                        |
| MTU                     | Maximum transmission unit (MTU) of the Layer 2 circuit.                                                                                                                                                                                                                                                                                                                                                                                                                                                                                                                                                                                                                                                                                                                                                                                                                                                                               |
| VLAN ID                 | VLAN identifier of the Layer 2 circuit.                                                                                                                                                                                                                                                                                                                                                                                                                                                                                                                                                                                                                                                                                                                                                                                                                                                                                               |
| Prefixes bound to route | Forwarding equivalent class (FEC) bound to this route. Applicable only to routes installed by LDP.                                                                                                                                                                                                                                                                                                                                                                                                                                                                                                                                                                                                                                                                                                                                                                                                                                    |
| Communities             | Community path attribute for the route. See <a href="#">Table 16 on page 216</a> for all possible values for this field.                                                                                                                                                                                                                                                                                                                                                                                                                                                                                                                                                                                                                                                                                                                                                                                                              |
| Layer2-info: encaps     | Layer 2 encapsulation (for example, VPLS).                                                                                                                                                                                                                                                                                                                                                                                                                                                                                                                                                                                                                                                                                                                                                                                                                                                                                            |
| control flags           | Control flags: <b>none</b> or <b>Site Down</b> .                                                                                                                                                                                                                                                                                                                                                                                                                                                                                                                                                                                                                                                                                                                                                                                                                                                                                      |
| mtu                     | Maximum transmission unit (MTU) information.                                                                                                                                                                                                                                                                                                                                                                                                                                                                                                                                                                                                                                                                                                                                                                                                                                                                                          |
| Label-Base, range       | First label in a block of labels and label block size. A remote PE routing device uses this first label when sending traffic toward the advertising PE routing device.                                                                                                                                                                                                                                                                                                                                                                                                                                                                                                                                                                                                                                                                                                                                                                |
| status vector           | Layer 2 VPN and VPLS network layer reachability information (NLRI).                                                                                                                                                                                                                                                                                                                                                                                                                                                                                                                                                                                                                                                                                                                                                                                                                                                                   |

Table 13: show route detail Output Fields (*continued*)

| Field Name                                 | Field Description                                                                                                                                                                                                                                                                                                                                                                                                                                                                    |
|--------------------------------------------|--------------------------------------------------------------------------------------------------------------------------------------------------------------------------------------------------------------------------------------------------------------------------------------------------------------------------------------------------------------------------------------------------------------------------------------------------------------------------------------|
| <b>Accepted Multipath</b>                  | Current active path when BGP multipath is configured.                                                                                                                                                                                                                                                                                                                                                                                                                                |
| <b>Accepted LongLivedStale</b>             | The LongLivedStale flag indicates that the route was marked LLGR-stale by this router, as part of the operation of LLGR receiver mode. Either this flag or the LongLivedStaleImport flag may be displayed for a route. Neither of these flags are displayed at the same time as the Stale (ordinary GR stale) flag.                                                                                                                                                                  |
| <b>Accepted LongLivedStaleImport</b>       | <p>The LongLivedStaleImport flag indicates that the route was marked LLGR-stale when it was received from a peer, or by import policy. Either this flag or the LongLivedStale flag may be displayed for a route. Neither of these flags are displayed at the same time as the Stale (ordinary GR stale) flag.</p> <p>Accept all received BGP long-lived graceful restart (LLGR) and LLGR stale routes learned from configured neighbors and import into the inet.0 routing table</p> |
| <b>ImportAccepted LongLivedStaleImport</b> | <p>Accept all received BGP long-lived graceful restart (LLGR) and LLGR stale routes learned from configured neighbors and imported into the inet.0 routing table</p> <p>The LongLivedStaleImport flag indicates that the route was marked LLGR-stale when it was received from a peer, or by import policy.</p>                                                                                                                                                                      |
| <b>Accepted MultipathContrib</b>           | Path currently contributing to BGP multipath.                                                                                                                                                                                                                                                                                                                                                                                                                                        |
| <b>Localpref</b>                           | Local preference value included in the route.                                                                                                                                                                                                                                                                                                                                                                                                                                        |
| <b>Router ID</b>                           | BGP router ID as advertised by the neighbor in the open message.                                                                                                                                                                                                                                                                                                                                                                                                                     |
| <b>Primary Routing Table</b>               | In a routing table group, the name of the primary routing table in which the route resides.                                                                                                                                                                                                                                                                                                                                                                                          |
| <b>Secondary Tables</b>                    | In a routing table group, the name of one or more secondary tables in which the route resides.                                                                                                                                                                                                                                                                                                                                                                                       |

Table 14 on page 212 describes all possible values for the Next-hop Types output field.

Table 14: Next-Hop Types Output Field Values

| Next-Hop Type            | Description                                                                                                                                                                                                                       |
|--------------------------|-----------------------------------------------------------------------------------------------------------------------------------------------------------------------------------------------------------------------------------|
| <b>Broadcast (bcast)</b> | Broadcast next hop.                                                                                                                                                                                                               |
| <b>Deny</b>              | Deny next hop.                                                                                                                                                                                                                    |
| <b>Discard</b>           | Discard next hop.                                                                                                                                                                                                                 |
| <b>Flood</b>             | Flood next hop. Consists of components called branches, up to a maximum of 32 branches. Each flood next-hop branch sends a copy of the traffic to the forwarding interface. Used by P2MP RSVP, P2MP LDP, P2MP CCC, and multicast. |
| <b>Hold</b>              | Next hop is waiting to be resolved into a unicast or multicast type.                                                                                                                                                              |

Table 14: Next-Hop Types Output Field Values (*continued*)

| Next-Hop Type                   | Description                                                                                                                                                                                                                                                                                                                                                                                                |
|---------------------------------|------------------------------------------------------------------------------------------------------------------------------------------------------------------------------------------------------------------------------------------------------------------------------------------------------------------------------------------------------------------------------------------------------------|
| <b>Indexed (idxd)</b>           | Indexed next hop.                                                                                                                                                                                                                                                                                                                                                                                          |
| <b>Indirect (indr)</b>          | Used with applications that have a protocol next hop address that is remote. You are likely to see this next-hop type for internal BGP (IBGP) routes when the BGP next hop is a BGP neighbor that is not directly connected.                                                                                                                                                                               |
| <b>Interface</b>                | Used for a network address assigned to an interface. Unlike the router next hop, the interface next hop does not reference any specific node on the network.                                                                                                                                                                                                                                               |
| <b>Local (locl)</b>             | Local address on an interface. This next-hop type causes packets with this destination address to be received locally.                                                                                                                                                                                                                                                                                     |
| <b>Multicast (mcst)</b>         | Wire multicast next hop (limited to the LAN).                                                                                                                                                                                                                                                                                                                                                              |
| <b>Multicast discard (mdsc)</b> | Multicast discard.                                                                                                                                                                                                                                                                                                                                                                                         |
| <b>Multicast group (mgrp)</b>   | Multicast group member.                                                                                                                                                                                                                                                                                                                                                                                    |
| <b>Receive (recv)</b>           | Receive.                                                                                                                                                                                                                                                                                                                                                                                                   |
| <b>Reject (rjct)</b>            | Discard. An ICMP unreachable message was sent.                                                                                                                                                                                                                                                                                                                                                             |
| <b>Resolve (rslv)</b>           | Resolving next hop.                                                                                                                                                                                                                                                                                                                                                                                        |
| <b>Routed multicast (mcrst)</b> | Regular multicast next hop.                                                                                                                                                                                                                                                                                                                                                                                |
| <b>Router</b>                   | <p>A specific node or set of nodes to which the routing device forwards packets that match the route prefix.</p> <p>To qualify as next-hop type router, the route must meet the following criteria:</p> <ul style="list-style-type: none"> <li>• Must not be a direct or local subnet for the routing device.</li> <li>• Must have a next hop that is directly connected to the routing device.</li> </ul> |
| <b>Table</b>                    | Routing table next hop.                                                                                                                                                                                                                                                                                                                                                                                    |
| <b>Unicast (ucst)</b>           | Unicast.                                                                                                                                                                                                                                                                                                                                                                                                   |
| <b>Unilist (ulst)</b>           | List of unicast next hops. A packet sent to this next hop goes to any next hop in the list.                                                                                                                                                                                                                                                                                                                |

Table 15 on page 214 describes all possible values for the State output field. A route can be in more than one state (for example, **<Active NoReadvrt Int Ext>**).

Table 15: State Output Field Values

| Value                                       | Description                                                                                                                                                                          |
|---------------------------------------------|--------------------------------------------------------------------------------------------------------------------------------------------------------------------------------------|
| Accounting                                  | Route needs accounting.                                                                                                                                                              |
| Active                                      | Route is active.                                                                                                                                                                     |
| Always Compare MED                          | Path with a lower multiple exit discriminator (MED) is available.                                                                                                                    |
| AS path                                     | Shorter AS path is available.                                                                                                                                                        |
| Cisco Non-deterministic MED selection       | Route is a clone.                                                                                                                                                                    |
| Clone                                       | Cisco nondeterministic MED is enabled and a path with a lower MED is available.                                                                                                      |
| Cluster list length                         | Length of cluster list sent by the route reflector.                                                                                                                                  |
| Delete                                      | Route has been deleted.                                                                                                                                                              |
| Ex                                          | Exterior route.                                                                                                                                                                      |
| Ext                                         | BGP route received from an external BGP neighbor.                                                                                                                                    |
| FlashAll                                    | Forces all protocols to be notified of a change to any route, active or inactive, for a prefix. When not set, protocols are informed of a prefix only when the active route changes. |
| Hidden                                      | Route not used because of routing policy.                                                                                                                                            |
| IfCheck                                     | Route needs forwarding RPF check.                                                                                                                                                    |
| IGP metric                                  | Path through next hop with lower IGP metric is available.                                                                                                                            |
| Inactive reason                             | Flags for this route, which was not selected as best for a particular destination.                                                                                                   |
| Initial                                     | Route being added.                                                                                                                                                                   |
| Int                                         | Interior route.                                                                                                                                                                      |
| Int Ext                                     | BGP route received from an internal BGP peer or a BGP confederation peer.                                                                                                            |
| Interior > Exterior > Exterior via Interior | Direct, static, IGP, or EBGp path is available.                                                                                                                                      |
| Local Preference                            | Path with a higher local preference value is available.                                                                                                                              |

Table 15: State Output Field Values (*continued*)

| Value                                 | Description                                                                                                                                                                                                                       |
|---------------------------------------|-----------------------------------------------------------------------------------------------------------------------------------------------------------------------------------------------------------------------------------|
| <b>Martian</b>                        | Route is a martian (ignored because it is obviously invalid).                                                                                                                                                                     |
| <b>MartianOK</b>                      | Route exempt from martian filtering.                                                                                                                                                                                              |
| <b>Next hop address</b>               | Path with lower metric next hop is available.                                                                                                                                                                                     |
| <b>No difference</b>                  | Path from neighbor with lower IP address is available.                                                                                                                                                                            |
| <b>NoReadvrt</b>                      | Route not to be advertised.                                                                                                                                                                                                       |
| <b>NotBest</b>                        | Route not chosen because it does not have the lowest MED.                                                                                                                                                                         |
| <b>Not Best in its group</b>          | Incoming BGP AS is not the best of a group (only one AS can be the best).                                                                                                                                                         |
| <b>NotInstall</b>                     | Route not to be installed in the forwarding table.                                                                                                                                                                                |
| <b>Number of gateways</b>             | Path with a greater number of next hops is available.                                                                                                                                                                             |
| <b>Origin</b>                         | Path with a lower origin code is available.                                                                                                                                                                                       |
| <b>Pending</b>                        | Route pending because of a hold-down configured on another route.                                                                                                                                                                 |
| <b>Release</b>                        | Route scheduled for release.                                                                                                                                                                                                      |
| <b>RIB preference</b>                 | Route from a higher-numbered routing table is available.                                                                                                                                                                          |
| <b>Route Distinguisher</b>            | 64-bit prefix added to IP subnets to make them unique.                                                                                                                                                                            |
| <b>Route Metric or MED comparison</b> | Route with a lower metric or MED is available.                                                                                                                                                                                    |
| <b>Route Preference</b>               | Route with lower preference value is available                                                                                                                                                                                    |
| <b>Router ID</b>                      | Path through a neighbor with lower ID is available.                                                                                                                                                                               |
| <b>Secondary</b>                      | Route not a primary route.                                                                                                                                                                                                        |
| <b>Unusable path</b>                  | Path is not usable because of one of the following conditions: <ul style="list-style-type: none"> <li>• The route is damped.</li> <li>• The route is rejected by an import policy.</li> <li>• The route is unresolved.</li> </ul> |
| <b>Update source</b>                  | Last tiebreaker is the lowest IP address value.                                                                                                                                                                                   |

Table 16 on page 216 describes the possible values for the Communities output field.

Table 16: Communities Output Field Values

| Value                                                   | Description                                                                                                                                                                                                                                                                                             |
|---------------------------------------------------------|---------------------------------------------------------------------------------------------------------------------------------------------------------------------------------------------------------------------------------------------------------------------------------------------------------|
| <i>area-number</i>                                      | 4 bytes, encoding a 32-bit area number. For AS-external routes, the value is <b>0</b> . A nonzero value identifies the route as internal to the OSPF domain, and as within the identified area. Area numbers are relative to a particular OSPF domain.                                                  |
| <b>bandwidth: local AS number:link-bandwidth-number</b> | Link-bandwidth community value used for unequal-cost load balancing. When BGP has several candidate paths available for multipath purposes, it does not perform unequal-cost load balancing according to the link-bandwidth community unless all candidate paths have this attribute.                   |
| <b>domain-id</b>                                        | Unique configurable number that identifies the OSPF domain.                                                                                                                                                                                                                                             |
| <b>domain-id-vendor</b>                                 | Unique configurable number that further identifies the OSPF domain.                                                                                                                                                                                                                                     |
| <i>link-bandwidth-number</i>                            | Link-bandwidth number: from <b>0</b> through <b>4,294,967,295</b> (bytes per second).                                                                                                                                                                                                                   |
| <i>local AS number</i>                                  | Local AS number: from <b>1</b> through <b>65,535</b> .                                                                                                                                                                                                                                                  |
| <i>options</i>                                          | 1 byte. Currently this is only used if the route type is <b>5</b> or <b>7</b> . Setting the least significant bit in the field indicates that the route carries a type 2 metric.                                                                                                                        |
| <b>origin</b>                                           | (Used with VPNs) Identifies where the route came from.                                                                                                                                                                                                                                                  |
| <i>ospf-route-type</i>                                  | 1 byte, encoded as <b>1</b> or <b>2</b> for intra-area routes (depending on whether the route came from a type 1 or a type 2 LSA); <b>3</b> for summary routes; <b>5</b> for external routes (area number must be <b>0</b> ); <b>7</b> for NSSA routes; or <b>129</b> for sham link endpoint addresses. |
| <b>route-type-vendor</b>                                | Displays the area number, OSPF route type, and option of the route. This is configured using the BGP extended community attribute <b>0x8000</b> . The format is <b>area-number:ospf-route-type:options</b> .                                                                                            |
| <b>rte-type</b>                                         | Displays the area number, OSPF route type, and option of the route. This is configured using the BGP extended community attribute <b>0x0306</b> . The format is <b>area-number:ospf-route-type:options</b> .                                                                                            |
| <b>target</b>                                           | Defines which VPN the route participates in; <b>target</b> has the format <b>32-bit IP address:16-bit number</b> . For example, 10.19.0.0:100.                                                                                                                                                          |
| <b>unknown IANA</b>                                     | Incoming IANA codes with a value between <b>0x1</b> and <b>0x7fff</b> . This code of the BGP extended community attribute is accepted, but it is not recognized.                                                                                                                                        |
| <b>unknown OSPF vendor community</b>                    | Incoming IANA codes with a value above <b>0x8000</b> . This code of the BGP extended community attribute is accepted, but it is not recognized.                                                                                                                                                         |

## Sample Output

### show route detail

```
user@host> show route detail
```

```
inet.0: 22 destinations, 23 routes (21 active, 0 holddown, 1 hidden)
```



```

10.10.0.0/16 (1 entry, 1 announced)
 *Static Preference: 5
 Next-hop reference count: 29
 Next hop: 192.168.71.254 via fxp0.0, selected
 State: <Active NoReadvrt Int Ext>
 Local AS: 69
 Age: 1:31:43
 Task: RT
 Announcement bits (2): 0-KRT 3-Resolve tree 2
 AS path: I

10.31.1.0/30 (2 entries, 1 announced)
 *Direct Preference: 0
 Next hop type: Interface
 Next-hop reference count: 2
 Next hop: via so-0/3/0.0, selected
 State: <Active Int>
 Local AS: 69
 Age: 1:30:17
 Task: IF
 Announcement bits (1): 3-Resolve tree 2
 AS path: I
 OSPF Preference: 10
 Next-hop reference count: 1
 Next hop: via so-0/3/0.0, selected
 State: <Int>
 Inactive reason: Route Preference
 Local AS: 69
 Age: 1:30:17 Metric: 1
 Area: 0.0.0.0
 Task: OSPF
 AS path: I

10.31.1.1/32 (1 entry, 1 announced)
 *Local Preference: 0
 Next hop type: Local
 Next-hop reference count: 7
 Interface: so-0/3/0.0
 State: <Active NoReadvrt Int>
 Local AS: 69
 Age: 1:30:20
 Task: IF
 Announcement bits (1): 3-Resolve tree 2
 AS path: I

...

10.31.2.0/30 (1 entry, 1 announced)
 *OSPF Preference: 10
 Next-hop reference count: 9
 Next hop: via so-0/3/0.0
 Next hop: 10.31.1.6 via ge-3/1/0.0, selected
 State: <Active Int>
 Local AS: 69
 Age: 1:29:56 Metric: 2
 Area: 0.0.0.0
 Task: OSPF
 Announcement bits (2): 0-KRT 3-Resolve tree 2
 AS path: I

...

```

```
224.0.0.2/32 (1 entry, 1 announced)
 *PIM Preference: 0
 Next-hop reference count: 18
 State: <Active NoReadvrt Int>
 Local AS: 69
 Age: 1:31:45
 Task: PIM Recv
 Announcement bits (2): 0-KRT 3-Resolve tree 2
 AS path: I

...

224.0.0.22/32 (1 entry, 1 announced)
 *IGMP Preference: 0
 Next-hop reference count: 18
 State: <Active NoReadvrt Int>
 Local AS: 69
 Age: 1:31:43
 Task: IGMP
 Announcement bits (2): 0-KRT 3-Resolve tree 2
 AS path: I

inet.3: 2 destinations, 2 routes (2 active, 0 holddown, 0 hidden)

10.255.70.103/32 (1 entry, 1 announced)
 State: <FlashAll>
 *RSVP Preference: 7
 Next-hop reference count: 6
 Next hop: 10.31.1.6 via ge-3/1/0.0 weight 0x1, selected
 Label-switched-path green-r1-r3
 Label operation: Push 100096
 State: <Active Int>
 Local AS: 69
 Age: 1:25:49 Metric: 2
 Task: RSVP
 Announcement bits (2): 1-Resolve tree 1 2-Resolve tree 2
 AS path: I

10.255.71.238/32 (1 entry, 1 announced)
 State: <FlashAll>
 *RSVP Preference: 7
 Next-hop reference count: 6
 Next hop: via so-0/3/0.0 weight 0x1, selected
 Label-switched-path green-r1-r2
 State: <Active Int>
 Local AS: 69
 Age: 1:25:49 Metric: 1
 Task: RSVP
 Announcement bits (2): 1-Resolve tree 1 2-Resolve tree 2
 AS path: I

private__inet.0: 2 destinations, 3 routes (2 active, 0 holddown, 0 hidden)

iso.0: 1 destinations, 1 routes (1 active, 0 holddown, 0 hidden)

47.0005.80ff.f800.0000.0108.0001.0102.5507.1052/152 (1 entry, 0 announced)
 *Direct Preference: 0
 Next hop type: Interface
 Next-hop reference count: 1
 Next hop: via lo0.0, selected
```

```

State: <Active Int>
Local AS: 69
Age: 1:31:44
Task: IF
AS path: I

mpls.0: 5 destinations, 5 routes (5 active, 0 holddown, 0 hidden)
0 (1 entry, 1 announced)
 *MPLS Preference: 0
 Next hop type: Receive
 Next-hop reference count: 6
 State: <Active Int>
 Local AS: 69
 Age: 1:31:45 Metric: 1
 Task: MPLS
 Announcement bits (1): 0-KRT
 AS path: I

...

mpls.0: 5 destinations, 5 routes (5 active, 0 holddown, 0 hidden)
299776 (1 entry, 1 announced)
TSI:
KRT in-kerne1 299776 /52 -> {Flood}
 *RSVP Preference: 7
 Next hop type: Flood
 Next-hop reference count: 130
 Flood nexthop branches exceed maximum
 Address: 0x8ea65d0

...

299840 (1 entry, 1 announced)
TSI:
KRT in-kerne1 299840 /52 -> {indirect(1048575)}
 *RSVP Preference: 7/2
 Next hop type: Flood
 Address: 0x9174a30
 Next-hop reference count: 4
 Next hop type: Router, Next hop index: 798
 Address: 0x9174c28
 Next-hop reference count: 2
 Next hop: 8.0.0.2 via lt-1/2/0.9 weight 0x1
 Label-switched-path R2-to-R4-2p2mp
 Label operation: Pop
 Next hop type: Router, Next hop index: 1048574
 Address: 0x92544f0
 Next-hop reference count: 2
 Next hop: 7.0.0.2 via lt-1/2/0.7 weight 0x1
 Label-switched-path R2-to-R200-p2mp
 Label operation: Pop
 Next hop: 6.0.0.2 via lt-1/2/0.5 weight 0x8001
 Label operation: Pop
 State: <Active Int>
 Age: 1:29 Metric: 1
 Task: RSVP
 Announcement bits (1): 0-KRT
 AS path: I...

800010 (1 entry, 1 announced)
 *VPLS Preference: 7
 Next-hop reference count: 2

```

```

Next hop: via vt-3/2/0.32769, selected
Label operation: Pop
State: <Active Int>
Age: 1:29:30
Task: Common L2 VC
Announcement bits (1): 0-KRT
AS path: I

vt-3/2/0.32769 (1 entry, 1 announced)
 *VPLS Preference: 7
 Next-hop reference count: 2
 Next hop: 10.31.1.6 via ge-3/1/0.0 weight 0x1, selected
 Label-switched-path green-r1-r3
 Label operation: Push 800012, Push 100096(top)
 Protocol next hop: 10.255.70.103
 Push 800012
 Indirect next hop: 87272e4 1048574
 State: <Active Int>
 Age: 1:29:30 Metric2: 2
 Task: Common L2 VC
 Announcement bits (2): 0-KRT 1-Common L2 VC
 AS path: I
 Communities: target:11111:1 Layer2-info: encaps:VPLS,
 control flags:, mtu: 0

inet6.0: 5 destinations, 5 routes (5 active, 0 holddown, 0 hidden)

abcd::10:255:71:52/128 (1 entry, 0 announced)
 *Direct Preference: 0
 Next hop type: Interface
 Next-hop reference count: 1
 Next hop: via lo0.0, selected
 State: <Active Int>
 Local AS: 69
 Age: 1:31:44
 Task: IF
 AS path: I

fe80::280:42ff:fe10:f179/128 (1 entry, 0 announced)
 *Direct Preference: 0
 Next hop type: Interface
 Next-hop reference count: 1
 Next hop: via lo0.0, selected
 State: <Active NoReadvrt Int>
 Local AS: 69
 Age: 1:31:44
 Task: IF
 AS path: I

ff02::2/128 (1 entry, 1 announced)
 *PIM Preference: 0
 Next-hop reference count: 18
 State: <Active NoReadvrt Int>
 Local AS: 69
 Age: 1:31:45
 Task: PIM Recv6
 Announcement bits (1): 0-KRT
 AS path: I

ff02::d/128 (1 entry, 1 announced)
 *PIM Preference: 0

```

```

 Next-hop reference count: 18
 State: <Active NoReadvrt Int>
 Local AS: 69
 Age: 1:31:45
 Task: PIM Recv6
 Announcement bits (1): 0-KRT
 AS path: I

ff02::16/128 (1 entry, 1 announced)
 *MLD Preference: 0
 Next-hop reference count: 18
 State: <Active NoReadvrt Int>
 Local AS: 69
 Age: 1:31:43
 Task: MLD
 Announcement bits (1): 0-KRT
 AS path: I

private.inet6.0: 1 destinations, 1 routes (1 active, 0 holddown, 0 hidden)

fe80::280:42ff:fe10:f179/128 (1 entry, 0 announced)
 *Direct Preference: 0
 Next hop type: Interface
 Next-hop reference count: 1
 Next hop: via lo0.16385, selected
 State: <Active NoReadvrt Int>
 Age: 1:31:44
 Task: IF
 AS path: I

green.l2vpn.0: 4 destinations, 4 routes (4 active, 0 holddown, 0 hidden)

10.255.70.103:1:3:1/96 (1 entry, 1 announced)
 *BGP Preference: 170/-101
 Route Distinguisher: 10.255.70.103:1
 Next-hop reference count: 7
 Source: 10.255.70.103
 Protocol next hop: 10.255.70.103
 Indirect next hop: 2 no-forward
 State: <Secondary Active Int Ext>
 Local AS: 69 Peer AS: 69
 Age: 1:25:49 Metric2: 1
 AIGP 210
 Task: BGP_69.10.255.70.103+179
 Announcement bits (1): 0-green-l2vpn
 AS path: I
 Communities: target:11111:1 Layer2-info: encaps:VPLS,
 control flags:, mtu: 0
 Label-base: 800008, range: 8
 Localpref: 100
 Router ID: 10.255.70.103
 Primary Routing Table bgp.l2vpn.0

10.255.71.52:1:1:1/96 (1 entry, 1 announced)
 *L2VPN Preference: 170/-1
 Next-hop reference count: 5
 Protocol next hop: 10.255.71.52
 Indirect next hop: 0 -
 State: <Active Int Ext>
 Age: 1:31:40 Metric2: 1
 Task: green-l2vpn

```

```

Announcement bits (1): 1-BGP.0.0.0+179
AS path: I
Communities: Layer2-info: encaps:VPLS, control flags:Site-Down,
mtu: 0
Label-base: 800016, range: 8, status-vector: 0x9F

10.255.71.52:1:5:1/96 (1 entry, 1 announced)
 *L2VPN Preference: 170/-101
 Next-hop reference count: 5
 Protocol next hop: 10.255.71.52
 Indirect next hop: 0 -
 State: <Active Int Ext>
 Age: 1:31:40 Metric2: 1
 Task: green-l2vpn
 Announcement bits (1): 1-BGP.0.0.0+179
 AS path: I
 Communities: Layer2-info: encaps:VPLS, control flags:, mtu: 0
 Label-base: 800008, range: 8, status-vector: 0x9F

...

l2circuit.0: 2 destinations, 2 routes (2 active, 0 holddown, 0 hidden)
10.245.255.63:CtrlWord:4:3:Local/96 (1 entry, 1 announced)
 *L2CKT Preference: 7
 Next hop: via so-1/1/2.0 weight 1, selected
 Label-switched-path my-lsp
 Label operation: Push 100000[0]
 Protocol next hop: 10.245.255.63 Indirect next hop: 86af000 296
 State: <Active Int>
 Local AS: 99
 Age: 10:21
 Task: l2 circuit
 Announcement bits (1): 0-LDP
 AS path: I
 VC Label 100000, MTU 1500, VLAN ID 512

```

### show route detail (with BGP Multipath)

```

user@host> show route detail

10.1.1.8/30 (2 entries, 1 announced)
 *BGP Preference: 170/-101
 Next hop type: Router, Next hop index: 262142
 Address: 0x901a010
 Next-hop reference count: 2
 Source: 10.1.1.2
 Next hop: 10.1.1.2 via lt-0/3/0.1, selected
 Next hop: 10.1.1.6 via lt-0/3/0.5
 State: <Active Ext>
 Local AS: 1 Peer AS: 2
 Age: 5:04:43
 Task: BGP_2.10.1.1.2+59955
 Announcement bits (1): 0-KRT
 AS path: 2 I
 Accepted Multipath
 Localpref: 100
 Router ID: 1.1.1.2
 BGP Preference: 170/-101
 Next hop type: Router, Next hop index: 678
 Address: 0x8f97520
 Next-hop reference count: 9

```

```

Source: 10.1.1.6
Next hop: 10.1.1.6 via lt-0/3/0.5, selected
State: <NotBest Ext>
Inactive reason: Not Best in its group - Active preferred
Local AS: 1 Peer AS: 2
Age: 5:04:43
Task: BGP_2.10.1.1.6+58198
AS path: 2 I
Accepted MultipathContrib
Localpref: 100
Router ID: 1.1.1.3

```

### show route label detail (Multipoint LDP Inband Signaling for Point-to-Multipoint LSPs)

```

user@host> show route label 299872 detail
mpls.0: 13 destinations, 13 routes (13 active, 0 holddown, 0 hidden)
299872 (1 entry, 1 announced)
 *LDP Preference: 9
 Next hop type: Flood
 Next-hop reference count: 3
 Address: 0x9097d90
 Next hop: via vt-0/1/0.1
 Next-hop index: 661
 Label operation: Pop
 Address: 0x9172130
 Next hop: via so-0/0/3.0
 Next-hop index: 654
 Label operation: Swap 299872
 State: **Active Int>
 Local AS: 1001
 Age: 8:20 Metric: 1
 Task: LDP
 Announcement bits (1): 0-KRT
 AS path: I
 FECs bound to route: P2MP root-addr 10.255.72.166, grp 232.1.1.1,
src 192.168.142.2

```

### show route label detail (Multipoint LDP with Multicast-Only Fast Reroute)

```

user@host> show route label 301568 detail
mpls.0: 18 destinations, 18 routes (18 active, 0 holddown, 0 hidden)
301568 (1 entry, 1 announced)
 *LDP Preference: 9
 Next hop type: Flood
 Address: 0x2735208
 Next-hop reference count: 3
 Next hop type: Router, Next hop index: 1397
 Address: 0x2735d2c
 Next-hop reference count: 3
 Next hop: 1.3.8.2 via ge-1/2/22.0
 Label operation: Pop
 Load balance label: None;
 Next hop type: Router, Next hop index: 1395
 Address: 0x2736290
 Next-hop reference count: 3
 Next hop: 1.3.4.2 via ge-1/2/18.0
 Label operation: Pop
 Load balance label: None;
 State: <Active Int AckRequest MulticastRPF>
 Local AS: 10

```

```

Age: 54:05 Metric: 1
Validation State: unverified
Task: LDP
Announcement bits (1): 0-KRT
AS path: I
FECs bound to route: P2MP root-addr 1.1.1.1, grp: 232.1.1.1, src:
192.168.219.11
Primary Upstream : 1.1.1.3:0--1.1.1.2:0
 RPF Nexthops :
 ge-1/2/15.0, 1.2.94.1, Label: 301568, weight: 0x1
 ge-1/2/14.0, 1.2.3.1, Label: 301568, weight: 0x1
Backup Upstream : 1.1.1.3:0--1.1.1.6:0
 RPF Nexthops :
 ge-1/2/20.0, 1.2.96.1, Label: 301584, weight: 0xffff
 ge-1/2/19.0, 1.3.6.1, Label: 301584, weight: 0xffff

```



## show route exact

|                                    |                                                                                                                                                                                                                                                                                                                                                                                                   |
|------------------------------------|---------------------------------------------------------------------------------------------------------------------------------------------------------------------------------------------------------------------------------------------------------------------------------------------------------------------------------------------------------------------------------------------------|
| <b>List of Syntax</b>              | <a href="#">Syntax on page 225</a><br><a href="#">Syntax (EX Series Switches) on page 225</a>                                                                                                                                                                                                                                                                                                     |
| <b>Syntax</b>                      | <b>show route exact</b> <i>destination-prefix</i><br><brief   detail   extensive   terse><br><logical-system (all   <i>logical-system-name</i> )>                                                                                                                                                                                                                                                 |
| <b>Syntax (EX Series Switches)</b> | <b>show route exact</b> <i>destination-prefix</i><br><brief   detail   extensive   terse>                                                                                                                                                                                                                                                                                                         |
| <b>Release Information</b>         | Command introduced before Junos OS Release 7.4.<br>Command introduced in Junos OS Release 9.0 for EX Series switches.                                                                                                                                                                                                                                                                             |
| <b>Description</b>                 | Display only the routes that exactly match the specified address or range of addresses.                                                                                                                                                                                                                                                                                                           |
| <b>Options</b>                     | <b>brief   detail   extensive   terse</b> —(Optional) Display the specified level of output. If you do not specify a level of output, the system defaults to brief.<br><br><i>destination-prefix</i> —Address or range of addresses.<br><br><b>logical-system (all   <i>logical-system-name</i>)</b> —(Optional) Perform this operation on all logical systems or on a particular logical system. |
| <b>Required Privilege Level</b>    | view                                                                                                                                                                                                                                                                                                                                                                                              |
| <b>List of Sample Output</b>       | <a href="#">show route exact on page 225</a><br><a href="#">show route exact detail on page 225</a><br><a href="#">show route exact extensive on page 226</a><br><a href="#">show route exact terse on page 226</a>                                                                                                                                                                               |
| <b>Output Fields</b>               | For information about output fields, see the output field tables for the <a href="#">show route</a> command, the <a href="#">show route detail</a> command, the <a href="#">show route extensive</a> command, or the <a href="#">show route terse</a> command.                                                                                                                                    |

## Sample Output

### show route exact

```

user@host> show route exact 207.17.136.0/24

inet.0: 24 destinations, 25 routes (23 active, 0 holddown, 1 hidden)
Restart Complete
+ = Active Route, - = Last Active, * = Both
207.17.136.0/24 *[Static/5] 2d 03:30:22
 > to 192.168.71.254 via fxp0.0

```

### show route exact detail

```

user@host> show route exact 207.17.136.0/24 detail

inet.0: 24 destinations, 25 routes (23 active, 0 holddown, 1 hidden)

```

```
Restart Complete
207.17.136.0/24 (1 entry, 1 announced)
 *Static Preference: 5
 Next-hop reference count: 29
 Next hop: 192.168.71.254 via fxp0.0, selected
 State: <Active NoReadvrt Int Ext>
 Local AS: 69
 Age: 2d 3:30:26
 Task: RT
 Announcement bits (2): 0-KRT 3-Resolve tree 2
 AS path: I
```

#### show route exact extensive

```
user@host> show route exact 207.17.136.0/24 extensive
inet.0: 22 destinations, 23 routes (21 active, 0 holddown, 1 hidden)
207.17.136.0/24 (1 entry, 1 announced)
TSI:
KRT in-kernel 207.17.136.0/24 -> {192.168.71.254}
 *Static Preference: 5
 Next-hop reference count: 29
 Next hop: 192.168.71.254 via fxp0.0, selected
 State: <Active NoReadvrt Int Ext>
 Local AS: 69
 Age: 1:25:18
 Task: RT
 Announcement bits (2): 0-KRT 3-Resolve tree 2
 AS path: I
```

#### show route exact terse

```
user@host> show route exact 207.17.136.0/24 terse

inet.0: 22 destinations, 23 routes (21 active, 0 holddown, 1 hidden)
+ = Active Route, - = Last Active, * = Both
A Destination P Prf Metric 1 Metric 2 Next hop AS path
* 207.17.136.0/24 S 5 >192.168.71.254
```

## show route export

|                                    |                                                                                                                                                                                                                                                                                                                                                                                                                                                                                                                                                                                                                                                                                                                                                                                                                             |
|------------------------------------|-----------------------------------------------------------------------------------------------------------------------------------------------------------------------------------------------------------------------------------------------------------------------------------------------------------------------------------------------------------------------------------------------------------------------------------------------------------------------------------------------------------------------------------------------------------------------------------------------------------------------------------------------------------------------------------------------------------------------------------------------------------------------------------------------------------------------------|
| <b>List of Syntax</b>              | <a href="#">Syntax on page 227</a><br><a href="#">Syntax (EX Series Switches) on page 227</a>                                                                                                                                                                                                                                                                                                                                                                                                                                                                                                                                                                                                                                                                                                                               |
| <b>Syntax</b>                      | <pre>show route export &lt;brief   detail&gt; &lt;instance &lt;instance-name&gt;   routing-table-name&gt; &lt;logical-system (all   logical-system-name)&gt;</pre>                                                                                                                                                                                                                                                                                                                                                                                                                                                                                                                                                                                                                                                          |
| <b>Syntax (EX Series Switches)</b> | <pre>show route export &lt;brief   detail&gt; &lt;instance &lt;instance-name&gt;   routing-table-name&gt;</pre>                                                                                                                                                                                                                                                                                                                                                                                                                                                                                                                                                                                                                                                                                                             |
| <b>Release Information</b>         | <p>Command introduced before Junos OS Release 7.4.</p> <p>Command introduced in Junos OS Release 9.0 for EX Series switches.</p>                                                                                                                                                                                                                                                                                                                                                                                                                                                                                                                                                                                                                                                                                            |
| <b>Description</b>                 | Display policy-based route export information. Policy-based export simplifies the process of exchanging route information between routing instances.                                                                                                                                                                                                                                                                                                                                                                                                                                                                                                                                                                                                                                                                        |
| <b>Options</b>                     | <p><b>none</b>—(Same as <b>brief</b>.) Display standard information about policy-based export for all instances and routing tables on all systems.</p> <p><b>brief   detail</b>—(Optional) Display the specified level of output.</p> <p><b>instance &lt;instance-name&gt;</b>—(Optional) Display a particular routing instance for which policy-based export is currently enabled.</p> <p><b>logical-system (all   logical-system-name)</b>—(Optional) Perform this operation on all logical systems or on a particular logical system.</p> <p><b>routing-table-name</b>—(Optional) Display information about policy-based export for all routing tables whose name begins with this string (for example, <b>inet.0</b> and <b>inet6.0</b> are both displayed when you run the <b>show route export inet</b> command).</p> |
| <b>Required Privilege Level</b>    | view                                                                                                                                                                                                                                                                                                                                                                                                                                                                                                                                                                                                                                                                                                                                                                                                                        |
| <b>List of Sample Output</b>       | <a href="#">show route export on page 228</a><br><a href="#">show route export detail on page 228</a><br><a href="#">show route export instance detail on page 228</a>                                                                                                                                                                                                                                                                                                                                                                                                                                                                                                                                                                                                                                                      |
| <b>Output Fields</b>               | <a href="#">Table 17 on page 227</a> lists the output fields for the <b>show route export</b> command. Output fields are listed in the approximate order in which they appear.                                                                                                                                                                                                                                                                                                                                                                                                                                                                                                                                                                                                                                              |

**Table 17: show route export Output Fields**

| Field Name                 | Field Description                                                                                                                                           | Level of Output   |
|----------------------------|-------------------------------------------------------------------------------------------------------------------------------------------------------------|-------------------|
| <b>Table or table-name</b> | Name of the routing tables that either import or export routes.                                                                                             | All levels        |
| <b>Routes</b>              | Number of routes exported from this table into other tables. If a particular route is exported to different tables, the counter will only increment by one. | <b>brief</b> none |

Table 17: show route export Output Fields (*continued*)

| Field Name           | Field Description                                                                                                                                                                                                                                                                                                                                                           | Level of Output   |
|----------------------|-----------------------------------------------------------------------------------------------------------------------------------------------------------------------------------------------------------------------------------------------------------------------------------------------------------------------------------------------------------------------------|-------------------|
| <b>Export</b>        | Whether the table is currently exporting routes to other tables: <b>Y</b> or <b>N</b> (Yes or No).                                                                                                                                                                                                                                                                          | <b>brief none</b> |
| <b>Import</b>        | Tables currently importing routes from the originator table. (Not displayed for tables that are not exporting any routes.)                                                                                                                                                                                                                                                  | <b>detail</b>     |
| <b>Flags</b>         | ( <b>instance</b> keyword only) Flags for this feature on this instance: <ul style="list-style-type: none"> <li><b>config auto-policy</b>—The policy was deduced from the configured IGP export policies.</li> <li><b>cleanup</b>—Configuration information for this instance is no longer valid.</li> <li><b>config</b>—The instance was explicitly configured.</li> </ul> | <b>detail</b>     |
| <b>Options</b>       | ( <b>instance</b> keyword only) Configured option displays the type of routing tables the feature handles: <ul style="list-style-type: none"> <li><b>unicast</b>—Indicates <i>instance.inet.0</i>.</li> <li><b>multicast</b>—Indicates <i>instance.inet.2</i>.</li> <li><b>unicast multicast</b>—Indicates <i>instance.inet.0</i> and <i>instance.inet.2</i>.</li> </ul>    | <b>detail</b>     |
| <b>Import policy</b> | ( <b>instance</b> keyword only) Policy that <b>route export</b> uses to construct the import-export matrix. Not displayed if the instance type is <b>vrf</b> .                                                                                                                                                                                                              | <b>detail</b>     |
| <b>Instance</b>      | ( <b>instance</b> keyword only) Name of the routing instance.                                                                                                                                                                                                                                                                                                               | <b>detail</b>     |
| <b>Type</b>          | ( <b>instance</b> keyword only) Type of routing instance: <b>forwarding</b> , <b>non-forwarding</b> , or <b>vrf</b> .                                                                                                                                                                                                                                                       | <b>detail</b>     |

## Sample Output

### show route export

```

user@host> show route export
Table Export Routes
inet.0 N 0
black.inet.0 Y 3
red.inet.0 Y 4

```

### show route export detail

```

user@host> show route export detail
inet.0 Routes: 0
black.inet.0 Routes: 3
 Import: [inet.0]
red.inet.0 Routes: 4
 Import: [inet.0]

```

### show route export instance detail

```

user@host> show route export instance detail
Instance: master Type: forwarding
Flags: <config auto-policy> Options: <unicast multicast>
Import policy: [(ospf-master-from-red || isis-master-from-black)]

```

Instance: black  
Instance: red

Type: non-forwarding  
Type: non-forwarding

## show route extensive

|                                    |                                                                                                                                                                                                                                                                                                                                                                                                                                                                                                                                                               |
|------------------------------------|---------------------------------------------------------------------------------------------------------------------------------------------------------------------------------------------------------------------------------------------------------------------------------------------------------------------------------------------------------------------------------------------------------------------------------------------------------------------------------------------------------------------------------------------------------------|
| <b>List of Syntax</b>              | <a href="#">Syntax on page 230</a><br><a href="#">Syntax (EX Series Switches) on page 230</a>                                                                                                                                                                                                                                                                                                                                                                                                                                                                 |
| <b>Syntax</b>                      | show route extensive<br><destination-prefix><br><logical-system (all   logical-system-name)>                                                                                                                                                                                                                                                                                                                                                                                                                                                                  |
| <b>Syntax (EX Series Switches)</b> | show route extensive<br><destination-prefix>                                                                                                                                                                                                                                                                                                                                                                                                                                                                                                                  |
| <b>Release Information</b>         | Command introduced before Junos OS Release 7.4.<br>Command introduced in Junos OS Release 9.0 for EX Series switches.                                                                                                                                                                                                                                                                                                                                                                                                                                         |
| <b>Description</b>                 | Display extensive information about the active entries in the routing tables.                                                                                                                                                                                                                                                                                                                                                                                                                                                                                 |
| <b>Options</b>                     | <b>none</b> —Display all active entries in the routing table.<br><br><b>destination-prefix</b> —(Optional) Display active entries for the specified address or range of addresses.<br><br><b>logical-system (all   logical-system-name)</b> —(Optional) Perform this operation on all logical systems or on a particular logical system.                                                                                                                                                                                                                      |
| <b>Required Privilege Level</b>    | view                                                                                                                                                                                                                                                                                                                                                                                                                                                                                                                                                          |
| <b>List of Sample Output</b>       | <a href="#">show route extensive on page 237</a><br><a href="#">show route extensive (Access Route) on page 243</a><br><a href="#">show route extensive (BGP PIC Edge) on page 244</a><br><a href="#">show route extensive (FRR and LFA) on page 244</a><br><a href="#">show route extensive (Route Reflector) on page 245</a><br><a href="#">show route label detail (Multipoint LDP Inband Signaling for Point-to-Multipoint LSPs) on page 245</a><br><a href="#">show route label detail (Multipoint LDP with Multicast-Only Fast Reroute) on page 246</a> |
| <b>Output Fields</b>               | <a href="#">Table 18 on page 230</a> describes the output fields for the <b>show route extensive</b> command. Output fields are listed in the approximate order in which they appear.                                                                                                                                                                                                                                                                                                                                                                         |

**Table 18: show route extensive Output Fields**

| Field Name                 | Field Description                                                       |
|----------------------------|-------------------------------------------------------------------------|
| <i>routing-table-name</i>  | Name of the routing table (for example, inet.0).                        |
| <i>number destinations</i> | Number of destinations for which there are routes in the routing table. |

Table 18: show route extensive Output Fields (*continued*)

| Field Name                                     | Field Description                                                                                                                                                                                                                                                                                                                                                                                                                                                                                                                                                                                                                                                                                                                                                                                                                                                                                                                                                                                                                                                                                                                                                                                                                                                                                                         |
|------------------------------------------------|---------------------------------------------------------------------------------------------------------------------------------------------------------------------------------------------------------------------------------------------------------------------------------------------------------------------------------------------------------------------------------------------------------------------------------------------------------------------------------------------------------------------------------------------------------------------------------------------------------------------------------------------------------------------------------------------------------------------------------------------------------------------------------------------------------------------------------------------------------------------------------------------------------------------------------------------------------------------------------------------------------------------------------------------------------------------------------------------------------------------------------------------------------------------------------------------------------------------------------------------------------------------------------------------------------------------------|
| <i>number routes</i>                           | <p>Number of routes in the routing table and total number of routes in the following states:</p> <ul style="list-style-type: none"> <li>• <b>active</b> (routes that are active).</li> <li>• <b>holddown</b> (routes that are in the pending state before being declared inactive).</li> <li>• <b>hidden</b> (routes that are not used because of a routing policy).</li> </ul>                                                                                                                                                                                                                                                                                                                                                                                                                                                                                                                                                                                                                                                                                                                                                                                                                                                                                                                                           |
| <i>route-destination</i><br>(entry, announced) | <p>Route destination (for example: 10.0.0.1/24). The <b>entry</b> value is the number of route for this destination, and the <b>announced</b> value is the number of routes being announced for this destination. Sometimes the route destination is presented in another format, such as:</p> <ul style="list-style-type: none"> <li>• <b>MPLS-label</b> (for example, 80001).</li> <li>• <b>interface-name</b> (for example, ge-1/0/2).</li> <li>• <b>neighbor-address:control-word-status:encapsulation type:vc-id:source</b> (Layer 2 circuit only; for example, 10.1.1.195:NoCtrlWord:1:1:Local/96). <ul style="list-style-type: none"> <li>• <b>neighbor-address</b>—Address of the neighbor.</li> <li>• <b>control-word-status</b>—Whether the use of the control word has been negotiated for this virtual circuit: <b>NoCtrlWord</b> or <b>CtrlWord</b>.</li> <li>• <b>encapsulation type</b>—Type of encapsulation, represented by a number: (1) Frame Relay DLCI, (2) ATM AAL5 VCC transport, (3) ATM transparent cell transport, (4) Ethernet, (5) VLAN Ethernet, (6) HDLC, (7) PPP, (8) ATM VCC cell transport, (10) ATM VPC cell transport.</li> <li>• <b>vc-id</b>—Virtual circuit identifier.</li> <li>• <b>source</b>—Source of the advertisement: <b>Local</b> or <b>Remote</b>.</li> </ul> </li> </ul> |
| <b>TSI</b>                                     | Protocol header information.                                                                                                                                                                                                                                                                                                                                                                                                                                                                                                                                                                                                                                                                                                                                                                                                                                                                                                                                                                                                                                                                                                                                                                                                                                                                                              |
| <b>label stacking</b>                          | <p>(Next-to-the-last-hop routing device for MPLS only) Depth of the Multiprotocol Label Switching (MPLS) label stack, where the label-popping operation is needed to remove one or more labels from the top of the stack. A pair of routes is displayed, because the pop operation is performed only when the stack depth is two or more labels.</p> <ul style="list-style-type: none"> <li>• <b>S=0 route</b> indicates that a packet with an incoming label stack depth of two or more exits this router with one fewer label (the label-popping operation is performed).</li> <li>• If there is no <b>S=</b> information, the route is a normal MPLS route, which has a stack depth of 1 (the label-popping operation is not performed).</li> </ul>                                                                                                                                                                                                                                                                                                                                                                                                                                                                                                                                                                    |
| <b>[protocol, preference]</b>                  | <p>Protocol from which the route was learned and the preference value for the route.</p> <ul style="list-style-type: none"> <li>• <b>+—</b>A plus sign indicates the active route, which is the route installed from the routing table into the forwarding table.</li> <li>• <b>—</b>A hyphen indicates the last active route.</li> <li>• <b>*—</b>An asterisk indicates that the route is both the active and the last active route. An asterisk before a <b>to</b> line indicates the best subpath to the route.</li> </ul> <p>In every routing metric except for the BGP <b>LocalPref</b> attribute, a lesser value is preferred. In order to use common comparison routines, Junos OS stores the 1's complement of the <b>LocalPref</b> value in the <b>Preference2</b> field. For example, if the <b>LocalPref</b> value for Route 1 is 100, the <b>Preference2</b> value is -101. If the <b>LocalPref</b> value for Route 2 is 155, the <b>Preference2</b> value is -156. Route 2 is preferred because it has a higher <b>LocalPref</b> value and a lower <b>Preference2</b> value.</p>                                                                                                                                                                                                                             |

Table 18: show route extensive Output Fields (*continued*)

| Field Name                                           | Field Description                                                                                                                                                                                                                                                                                                                                                                                                                                                                                                                                                                                                                                                                                                                                                                                                                                                                                                                                                                                                                               |
|------------------------------------------------------|-------------------------------------------------------------------------------------------------------------------------------------------------------------------------------------------------------------------------------------------------------------------------------------------------------------------------------------------------------------------------------------------------------------------------------------------------------------------------------------------------------------------------------------------------------------------------------------------------------------------------------------------------------------------------------------------------------------------------------------------------------------------------------------------------------------------------------------------------------------------------------------------------------------------------------------------------------------------------------------------------------------------------------------------------|
| <b>Level</b>                                         | (IS-IS only). In IS-IS, a single autonomous system (AS) can be divided into smaller groups called areas. Routing between areas is organized hierarchically, allowing a domain to be administratively divided into smaller areas. This organization is accomplished by configuring Level 1 and Level 2 intermediate systems. Level 1 systems route within an area. When the destination is outside an area, they route toward a Level 2 system. Level 2 intermediate systems route between areas and toward other ASs.                                                                                                                                                                                                                                                                                                                                                                                                                                                                                                                           |
| <b>Route Distinguisher</b>                           | IP subnet augmented with a 64-bit prefix.                                                                                                                                                                                                                                                                                                                                                                                                                                                                                                                                                                                                                                                                                                                                                                                                                                                                                                                                                                                                       |
| <b>PMSI</b>                                          | Provider multicast service interface (MVPN routing table).                                                                                                                                                                                                                                                                                                                                                                                                                                                                                                                                                                                                                                                                                                                                                                                                                                                                                                                                                                                      |
| <b>Next-hop type</b>                                 | Type of next hop. For a description of possible values for this field, see the Output Field table in the <a href="#">show route detail</a> command.                                                                                                                                                                                                                                                                                                                                                                                                                                                                                                                                                                                                                                                                                                                                                                                                                                                                                             |
| <b>Next-hop reference count</b>                      | Number of references made to the next hop.                                                                                                                                                                                                                                                                                                                                                                                                                                                                                                                                                                                                                                                                                                                                                                                                                                                                                                                                                                                                      |
| <b>Flood nexthop branches exceed maximum message</b> | Indicates that the number of flood next-hop branches exceeded the system limit of 32 branches, and only a subset of the flood next-hop branches were installed in the kernel.                                                                                                                                                                                                                                                                                                                                                                                                                                                                                                                                                                                                                                                                                                                                                                                                                                                                   |
| <b>Source</b>                                        | IP address of the route source.                                                                                                                                                                                                                                                                                                                                                                                                                                                                                                                                                                                                                                                                                                                                                                                                                                                                                                                                                                                                                 |
| <b>Next hop</b>                                      | Network layer address of the directly reachable neighboring system.                                                                                                                                                                                                                                                                                                                                                                                                                                                                                                                                                                                                                                                                                                                                                                                                                                                                                                                                                                             |
| <b>via</b>                                           | <p>Interface used to reach the next hop. If there is more than one interface available to the next hop, the name of the interface that is actually used is followed by the word <b>Selected</b>. This field can also contain the following information:</p> <ul style="list-style-type: none"> <li>• <b>Weight</b>—Value used to distinguish primary, secondary, and fast reroute backup routes. Weight information is available when Multiprotocol Label Switching (MPLS) label-switched path (LSP) link protection, node-link protection, or fast reroute is enabled, or when the standby state is enabled for secondary paths. A lower weight value is preferred. Among routes with the same weight value, load balancing is possible.</li> <li>• <b>Balance</b>—Balance coefficient indicating how traffic of unequal cost is distributed among next hops when a routing device is performing unequal-cost load balancing. This information is available when you enable Border Gateway Protocol (BGP) multipath load balancing.</li> </ul> |
| <b>Label-switched-path lsp-path-name</b>             | Name of the label-switched path (LSP) used to reach the next hop.                                                                                                                                                                                                                                                                                                                                                                                                                                                                                                                                                                                                                                                                                                                                                                                                                                                                                                                                                                               |
| <b>Label operation</b>                               | MPLS label and operation occurring at this routing device. The operation can be <b>pop</b> (where a label is removed from the top of the stack), <b>push</b> (where another label is added to the label stack), or <b>swap</b> (where a label is replaced by another label).                                                                                                                                                                                                                                                                                                                                                                                                                                                                                                                                                                                                                                                                                                                                                                    |
| <b>Offset</b>                                        | Whether the metric has been increased or decreased by an offset value.                                                                                                                                                                                                                                                                                                                                                                                                                                                                                                                                                                                                                                                                                                                                                                                                                                                                                                                                                                          |
| <b>Interface</b>                                     | (Local only) Local interface name.                                                                                                                                                                                                                                                                                                                                                                                                                                                                                                                                                                                                                                                                                                                                                                                                                                                                                                                                                                                                              |
| <b>Protocol next hop</b>                             | Network layer address of the remote routing device that advertised the prefix. This address is used to recursively derive a forwarding next hop.                                                                                                                                                                                                                                                                                                                                                                                                                                                                                                                                                                                                                                                                                                                                                                                                                                                                                                |



Table 18: show route extensive Output Fields (*continued*)

| Field Name                    | Field Description                                                                                                                                                                                                                                                                                                                                                                                                                                                                                                            |
|-------------------------------|------------------------------------------------------------------------------------------------------------------------------------------------------------------------------------------------------------------------------------------------------------------------------------------------------------------------------------------------------------------------------------------------------------------------------------------------------------------------------------------------------------------------------|
| <b><i>label-operation</i></b> | MPLS label and operation occurring at this routing device. The operation can be <b>pop</b> (where a label is removed from the top of the stack), <b>push</b> (where another label is added to the label stack), or <b>swap</b> (where a label is replaced by another label).                                                                                                                                                                                                                                                 |
| <b>Indirect next hops</b>     | <p>When present, a list of nodes that are used to resolve the path to the next-hop destination, in the order that they are resolved.</p> <p>When BGP PIC Edge is enabled, the output lines that contain <b>Indirect next hop: weight</b> follow next hops that the software can use to repair paths where a link failure occurs. The next-hop weight has one of the following values:</p> <ul style="list-style-type: none"> <li>• 0x1 indicates active next hops.</li> <li>• 0x4000 indicates passive next hops.</li> </ul> |
| <b>State</b>                  | State of the route (a route can be in more than one state). See the Output Field table in the <a href="#">show route detail</a> command.                                                                                                                                                                                                                                                                                                                                                                                     |
| <b>Session ID</b>             | The BFD session ID number that represents the protection using MPLS fast reroute (FRR) and loop-free alternate (LFA).                                                                                                                                                                                                                                                                                                                                                                                                        |
| <b>Weight</b>                 | <p>Weight for the backup path. If the weight of an indirect next hop is larger than zero, the weight value is shown.</p> <p>For sample output, see <a href="#">show route table</a>.</p>                                                                                                                                                                                                                                                                                                                                     |

Table 18: show route extensive Output Fields (*continued*)

| Field Name      | Field Description                                                                                                                                                                                                                                                                                                                                                                                                                                                                                                                                                                                                                                                                                                                                                                                                                                                                                                                                                                                                                                                                                                                                                                                                                                                                                                                                                                                                                                                                                                                                                                                                                                                                                                                                                                                                                                                                                                                                                                                                                                                                                                                                                                                                                                                                                                                                                                                                                                                                                                                                                                                               |
|-----------------|-----------------------------------------------------------------------------------------------------------------------------------------------------------------------------------------------------------------------------------------------------------------------------------------------------------------------------------------------------------------------------------------------------------------------------------------------------------------------------------------------------------------------------------------------------------------------------------------------------------------------------------------------------------------------------------------------------------------------------------------------------------------------------------------------------------------------------------------------------------------------------------------------------------------------------------------------------------------------------------------------------------------------------------------------------------------------------------------------------------------------------------------------------------------------------------------------------------------------------------------------------------------------------------------------------------------------------------------------------------------------------------------------------------------------------------------------------------------------------------------------------------------------------------------------------------------------------------------------------------------------------------------------------------------------------------------------------------------------------------------------------------------------------------------------------------------------------------------------------------------------------------------------------------------------------------------------------------------------------------------------------------------------------------------------------------------------------------------------------------------------------------------------------------------------------------------------------------------------------------------------------------------------------------------------------------------------------------------------------------------------------------------------------------------------------------------------------------------------------------------------------------------------------------------------------------------------------------------------------------------|
| Inactive reason | <p>If the route is inactive, the reason for its current state is indicated. Typical reasons include:</p> <ul style="list-style-type: none"> <li>• <b>Active preferred</b>—Currently active route was selected over this route.</li> <li>• <b>Always compare MED</b>—Path with a lower multiple exit discriminator (MED) is available.</li> <li>• <b>AS path</b>—Shorter AS path is available.</li> <li>• <b>Cisco Non-deterministic MED selection</b>—Cisco nondeterministic MED is enabled and a path with a lower MED is available.</li> <li>• <b>Cluster list length</b>—Path with a shorter cluster list length is available.</li> <li>• <b>Forwarding use only</b>—Path is only available for forwarding purposes.</li> <li>• <b>IGP metric</b>—Path through the next hop with a lower IGP metric is available.</li> <li>• <b>IGP metric type</b>—Path with a lower OSPF link-state advertisement type is available.</li> <li>• <b>Interior &gt; Exterior &gt; Exterior via Interior</b>—Direct, static, IGP, or EBGP path is available.</li> <li>• <b>Local preference</b>—Path with a higher local preference value is available.</li> <li>• <b>Next hop address</b>—Path with a lower metric next hop is available.</li> <li>• <b>No difference</b>—Path from a neighbor with a lower IP address is available.</li> <li>• <b>Not Best in its group</b>—Occurs when multiple peers of the same external AS advertise the same prefix and are grouped together in the selection process. When this reason is displayed, an additional reason is provided (typically one of the other reasons listed).</li> <li>• <b>Number of gateways</b>—Path with a higher number of next hops is available.</li> <li>• <b>Origin</b>—Path with a lower origin code is available.</li> <li>• <b>OSPF version</b>—Path does not support the indicated OSPF version.</li> <li>• <b>RIB preference</b>—Route from a higher-numbered routing table is available.</li> <li>• <b>Route distinguisher</b>—64-bit prefix added to IP subnets to make them unique.</li> <li>• <b>Route metric or MED comparison</b>—Route with a lower metric or MED is available.</li> <li>• <b>Route preference</b>—Route with a lower preference value is available.</li> <li>• <b>Router ID</b>—Path through a neighbor with a lower ID is available.</li> <li>• <b>Unusable path</b>—Path is not usable because of one of the following conditions: the route is damped, the route is rejected by an import policy, or the route is unresolved.</li> <li>• <b>Update source</b>—Last tiebreaker is the lowest IP address value.</li> </ul> |
| Local AS        | Autonomous system (AS) number of the local routing device.                                                                                                                                                                                                                                                                                                                                                                                                                                                                                                                                                                                                                                                                                                                                                                                                                                                                                                                                                                                                                                                                                                                                                                                                                                                                                                                                                                                                                                                                                                                                                                                                                                                                                                                                                                                                                                                                                                                                                                                                                                                                                                                                                                                                                                                                                                                                                                                                                                                                                                                                                      |
| Age             | How long the route has been known.                                                                                                                                                                                                                                                                                                                                                                                                                                                                                                                                                                                                                                                                                                                                                                                                                                                                                                                                                                                                                                                                                                                                                                                                                                                                                                                                                                                                                                                                                                                                                                                                                                                                                                                                                                                                                                                                                                                                                                                                                                                                                                                                                                                                                                                                                                                                                                                                                                                                                                                                                                              |
| AIGP            | Accumulated interior gateway protocol (AIGP) BGP attribute.                                                                                                                                                                                                                                                                                                                                                                                                                                                                                                                                                                                                                                                                                                                                                                                                                                                                                                                                                                                                                                                                                                                                                                                                                                                                                                                                                                                                                                                                                                                                                                                                                                                                                                                                                                                                                                                                                                                                                                                                                                                                                                                                                                                                                                                                                                                                                                                                                                                                                                                                                     |
| Metric          | Cost value of the indicated route. For routes within an AS, the cost is determined by IGP and the individual protocol metrics. For external routes, destinations, or routing domains, the cost is determined by a preference value.                                                                                                                                                                                                                                                                                                                                                                                                                                                                                                                                                                                                                                                                                                                                                                                                                                                                                                                                                                                                                                                                                                                                                                                                                                                                                                                                                                                                                                                                                                                                                                                                                                                                                                                                                                                                                                                                                                                                                                                                                                                                                                                                                                                                                                                                                                                                                                             |
| MED-plus-IGP    | Metric value for BGP path selection to which the IGP cost to the next-hop destination has been added.                                                                                                                                                                                                                                                                                                                                                                                                                                                                                                                                                                                                                                                                                                                                                                                                                                                                                                                                                                                                                                                                                                                                                                                                                                                                                                                                                                                                                                                                                                                                                                                                                                                                                                                                                                                                                                                                                                                                                                                                                                                                                                                                                                                                                                                                                                                                                                                                                                                                                                           |
| TTL-Action      | <p>For MPLS LSPs, state of the TTL propagation attribute. Can be enabled or disabled for all RSVP-signalled and LDP-signalled LSPs or for specific VRF routing instances.</p> <p>For sample output, see <a href="#">show route table</a>.</p>                                                                                                                                                                                                                                                                                                                                                                                                                                                                                                                                                                                                                                                                                                                                                                                                                                                                                                                                                                                                                                                                                                                                                                                                                                                                                                                                                                                                                                                                                                                                                                                                                                                                                                                                                                                                                                                                                                                                                                                                                                                                                                                                                                                                                                                                                                                                                                   |

Table 18: show route extensive Output Fields (*continued*)

| Field Name                           | Field Description                                                                                                                                                                                                                                                                                                                                                                                                                                                                                                                                                                                                                                                                                                                                                                                                                                                                                                                                                                                                                                                                                                                                                                                                                                                                                                                                                                                                                                 |
|--------------------------------------|---------------------------------------------------------------------------------------------------------------------------------------------------------------------------------------------------------------------------------------------------------------------------------------------------------------------------------------------------------------------------------------------------------------------------------------------------------------------------------------------------------------------------------------------------------------------------------------------------------------------------------------------------------------------------------------------------------------------------------------------------------------------------------------------------------------------------------------------------------------------------------------------------------------------------------------------------------------------------------------------------------------------------------------------------------------------------------------------------------------------------------------------------------------------------------------------------------------------------------------------------------------------------------------------------------------------------------------------------------------------------------------------------------------------------------------------------|
| <b>Task</b>                          | Name of the protocol that has added the route.                                                                                                                                                                                                                                                                                                                                                                                                                                                                                                                                                                                                                                                                                                                                                                                                                                                                                                                                                                                                                                                                                                                                                                                                                                                                                                                                                                                                    |
| <b>Announcement bits</b>             | List of protocols that announce this route. <b>n-Resolve inet</b> indicates that the route is used for route resolution for next hops found in the routing table. <b>n</b> is an index used by Juniper Networks customer support only.                                                                                                                                                                                                                                                                                                                                                                                                                                                                                                                                                                                                                                                                                                                                                                                                                                                                                                                                                                                                                                                                                                                                                                                                            |
| <b>AS path</b>                       | <p>AS path through which the route was learned. The letters at the end of the AS path indicate the path origin, providing an indication of the state of the route at the point at which the AS path originated:</p> <ul style="list-style-type: none"> <li>• <b>I</b>—IGP.</li> <li>• <b>E</b>—EGP.</li> <li>• <b>Recorded</b>—The AS path is recorded by the sample process (sampled).</li> <li>• <b>?</b>—Incomplete; typically, the AS path was aggregated.</li> </ul> <p>When AS path numbers are included in the route, the format is as follows:</p> <ul style="list-style-type: none"> <li>• <b>[ ]</b>—Brackets enclose the local AS number associated with the AS path if more than one AS number is configured on the routing device, or if AS path prepending is configured.</li> <li>• <b>{ }</b>—Braces enclose AS sets, which are groups of AS numbers in which the order does not matter. A set commonly results from route aggregation. The numbers in each AS set are displayed in ascending order.</li> <li>• <b>( )</b>—Parentheses enclose a confederation.</li> <li>• <b>( [ ] )</b>—Parentheses and brackets enclose a confederation set.</li> </ul> <p><b>NOTE:</b> In Junos OS Release 10.3 and later, the AS path field displays an unrecognized attribute and associated hexadecimal value if BGP receives attribute 128 (attribute set) and you have not configured an independent domain in any routing instance.</p> |
| <b>validation-state</b>              | <p>(BGP-learned routes) Validation status of the route:</p> <ul style="list-style-type: none"> <li>• <b>Invalid</b>—Indicates that the prefix is found, but either the corresponding AS received from the EBGP peer is not the AS that appears in the database, or the prefix length in the BGP update message is longer than the maximum length permitted in the database.</li> <li>• <b>Unknown</b>—Indicates that the prefix is not among the prefixes or prefix ranges in the database.</li> <li>• <b>Unverified</b>—Indicates that origin validation is not enabled for the BGP peers.</li> <li>• <b>Valid</b>—Indicates that the prefix and autonomous system pair are found in the database.</li> </ul>                                                                                                                                                                                                                                                                                                                                                                                                                                                                                                                                                                                                                                                                                                                                    |
| <b>FECs bound to route</b>           | Point-to-multipoint root address, multicast source address, and multicast group address when multipoint LDP (M-LDP) inband signaling is configured.                                                                                                                                                                                                                                                                                                                                                                                                                                                                                                                                                                                                                                                                                                                                                                                                                                                                                                                                                                                                                                                                                                                                                                                                                                                                                               |
| <b>AS path: I &lt;Originator&gt;</b> | (For route reflected output only) Originator ID attribute set by the route reflector.                                                                                                                                                                                                                                                                                                                                                                                                                                                                                                                                                                                                                                                                                                                                                                                                                                                                                                                                                                                                                                                                                                                                                                                                                                                                                                                                                             |

Table 18: show route extensive Output Fields (*continued*)

| Field Name              | Field Description                                                                                                                                                                                                                                                                                                                                                                                                                                                                                                                                                                                                                                     |
|-------------------------|-------------------------------------------------------------------------------------------------------------------------------------------------------------------------------------------------------------------------------------------------------------------------------------------------------------------------------------------------------------------------------------------------------------------------------------------------------------------------------------------------------------------------------------------------------------------------------------------------------------------------------------------------------|
| <b>route status</b>     | <p>Indicates the status of a BGP route:</p> <ul style="list-style-type: none"> <li>• <b>Accepted</b>—The specified BGP route is imported by the default BGP policy.</li> <li>• <b>Import</b>—The route is imported into a Layer 3 VPN routing instance.</li> <li>• <b>Import-Protect</b>—A remote instance egress that is protected.</li> <li>• <b>Multipath</b>—A BGP multipath active route.</li> <li>• <b>MultipathContrib</b>—The route is not active but contributes to the BGP multipath.</li> <li>• <b>Protect</b>—An egress route that is protected.</li> <li>• <b>Stale</b>—A route that is marked stale due to graceful restart.</li> </ul> |
| Primary Upstream        | When multipoint LDP with multicast-only fast reroute (MoFRR) is configured, the primary upstream path. MoFRR transmits a multicast join message from a receiver toward a source on a primary path, while also transmitting a secondary multicast join message from the receiver toward the source on a backup path.                                                                                                                                                                                                                                                                                                                                   |
| RPF Nexthops            | When multipoint LDP with MoFRR is configured, the reverse-path forwarding (RPF) next-hop information. Data packets are received from both the primary path and the secondary paths. The redundant packets are discarded at topology merge points due to the RPF checks.                                                                                                                                                                                                                                                                                                                                                                               |
| Label                   | Multiple MPLS labels are used to control MoFRR stream selection. Each label represents a separate route, but each references the same interface list check. Only the primary label is forwarded while all others are dropped. Multiple interfaces can receive packets using the same label.                                                                                                                                                                                                                                                                                                                                                           |
| weight                  | Value used to distinguish MoFRR primary and backup routes. A lower weight value is preferred. Among routes with the same weight value, load balancing is possible.                                                                                                                                                                                                                                                                                                                                                                                                                                                                                    |
| VC Label                | MPLS label assigned to the Layer 2 circuit virtual connection.                                                                                                                                                                                                                                                                                                                                                                                                                                                                                                                                                                                        |
| MTU                     | Maximum transmission unit (MTU) of the Layer 2 circuit.                                                                                                                                                                                                                                                                                                                                                                                                                                                                                                                                                                                               |
| VLAN ID                 | VLAN identifier of the Layer 2 circuit.                                                                                                                                                                                                                                                                                                                                                                                                                                                                                                                                                                                                               |
| Cluster list            | (For route reflected output only) Cluster ID sent by the route reflector.                                                                                                                                                                                                                                                                                                                                                                                                                                                                                                                                                                             |
| Originator ID           | (For route reflected output only) Address of router that originally sent the route to the route reflector.                                                                                                                                                                                                                                                                                                                                                                                                                                                                                                                                            |
| Prefixes bound to route | Forwarding Equivalent Class (FEC) bound to this route. Applicable only to routes installed by LDP.                                                                                                                                                                                                                                                                                                                                                                                                                                                                                                                                                    |
| Communities             | Community path attribute for the route. See the Output Field table in the <a href="#">show route detail</a> command for all possible values for this field.                                                                                                                                                                                                                                                                                                                                                                                                                                                                                           |
| Layer2-info: encaps     | Layer 2 encapsulation (for example, VPLS).                                                                                                                                                                                                                                                                                                                                                                                                                                                                                                                                                                                                            |
| control flags           | Control flags: <b>none</b> or Site Down.                                                                                                                                                                                                                                                                                                                                                                                                                                                                                                                                                                                                              |
| mtu                     | Maximum transmission unit (MTU) information.                                                                                                                                                                                                                                                                                                                                                                                                                                                                                                                                                                                                          |
| Label-Base, range       | First label in a block of labels and label block size. A remote PE routing device uses this first label when sending traffic toward the advertising PE routing device.                                                                                                                                                                                                                                                                                                                                                                                                                                                                                |

Table 18: show route extensive Output Fields (*continued*)

| Field Name                   | Field Description                                                                                                                                                                                                                                                                                                |
|------------------------------|------------------------------------------------------------------------------------------------------------------------------------------------------------------------------------------------------------------------------------------------------------------------------------------------------------------|
| <b>status vector</b>         | Layer 2 VPN and VPLS network layer reachability information (NLRI).                                                                                                                                                                                                                                              |
| <b>Localpref</b>             | Local preference value included in the route.                                                                                                                                                                                                                                                                    |
| <b>Router ID</b>             | BGP router ID as advertised by the neighbor in the open message.                                                                                                                                                                                                                                                 |
| <b>Primary Routing Table</b> | In a routing table group, the name of the primary routing table in which the route resides.                                                                                                                                                                                                                      |
| <b>Secondary Tables</b>      | In a routing table group, the name of one or more secondary tables in which the route resides.                                                                                                                                                                                                                   |
| <b>Originating RIB</b>       | Name of the routing table whose active route was used to determine the forwarding next-hop entry in the resolution database. For example, in the case of inet.0 resolving through inet.0 and inet.3, this field indicates which routing table, inet.0 or inet.3, provided the best path for a particular prefix. |
| <b>Node path count</b>       | Number of nodes in the path.                                                                                                                                                                                                                                                                                     |
| <b>Forwarding nexthops</b>   | Number of forwarding next hops. The forwarding next hop is the network layer address of the directly reachable neighboring system (if applicable) and the interface used to reach it.                                                                                                                            |

## Sample Output

### show route extensive

```

user@host> show route extensive
inet.0: 22 destinations, 23 routes (21 active, 0 holddown, 1 hidden)
10.10.0.0/16 (1 entry, 1 announced)
TSI:
KRT in-kernel 10.10.0.0/16 -> {192.168.71.254}
 *Static Preference: 5
 Next-hop reference count: 29
 Next hop: 192.168.71.254 via fxp0.0, selected
 State: <Active NoReadvrt Int Ext>
 Local AS: 69
 Age: 1:34:06
 Task: RT
 Announcement bits (2): 0-KRT 3-Resolve tree 2
 AS path: I

10.31.1.0/30 (2 entries, 1 announced)
 *Direct Preference: 0
 Next hop type: Interface
 Next-hop reference count: 2
 Next hop: via so-0/3/0.0, selected
 State: <Active Int>
 Local AS: 69
 Age: 1:32:40
 Task: IF
 Announcement bits (1): 3-Resolve tree 2
 AS path: I
 OSPF Preference: 10
 Next-hop reference count: 1
 Next hop: via so-0/3/0.0, selected

```

```

State: <Int>
Inactive reason: Route Preference
Local AS: 69
Age: 1:32:40 Metric: 1
Area: 0.0.0.0
Task: OSPF
AS path: I

10.31.1.1/32 (1 entry, 1 announced)
*Local Preference: 0
Next hop type: Local
Next-hop reference count: 7
Interface: so-0/3/0.0
State: <Active NoReadvrt Int>
Local AS: 69
Age: 1:32:43
Task: IF
Announcement bits (1): 3-Resolve tree 2
AS path: I

...

10.31.2.0/30 (1 entry, 1 announced)
TSI:
KRT in-kernel 10.31.2.0/30 -> {10.31.1.6}
*OSPF Preference: 10
Next-hop reference count: 9
Next hop: via so-0/3/0.0
Next hop: 10.31.1.6 via ge-3/1/0.0, selected
State: <Active Int>
Local AS: 69
Age: 1:32:19 Metric: 2
Area: 0.0.0.0
Task: OSPF
Announcement bits (2): 0-KRT 3-Resolve tree 2
AS path: I

...

224.0.0.2/32 (1 entry, 1 announced)
TSI:
KRT in-kernel 224.0.0.2/32 -> {}
*PIM Preference: 0
Next-hop reference count: 18
State: <Active NoReadvrt Int>
Local AS: 69
Age: 1:34:08
Task: PIM Recv
Announcement bits (2): 0-KRT 3-Resolve tree 2
AS path: I

...

224.0.0.22/32 (1 entry, 1 announced)
TSI:
KRT in-kernel 224.0.0.22/32 -> {}
*IGMP Preference: 0
Next-hop reference count: 18
State: <Active NoReadvrt Int>
Local AS: 69
Age: 1:34:06

```

```

Task: IGMP
Announcement bits (2): 0-KRT 3-Resolve tree 2
AS path: I

inet.3: 2 destinations, 2 routes (2 active, 0 holddown, 0 hidden)

10.255.70.103/32 (1 entry, 1 announced)
State: <FlashAll>
*RSVP Preference: 7
Next-hop reference count: 6
Next hop: 10.31.1.6 via ge-3/1/0.0 weight 0x1, selected
Label-switched-path green-r1-r3
Label operation: Push 100096
State: <Active Int>
Local AS: 69
Age: 1:28:12 Metric: 2
Task: RSVP
Announcement bits (2): 1-Resolve tree 1 2-Resolve tree 2
AS path: I

10.255.71.238/32 (1 entry, 1 announced)
State: <FlashAll>
*RSVP Preference: 7
Next-hop reference count: 6
Next hop: via so-0/3/0.0 weight 0x1, selected
Label-switched-path green-r1-r2
State: <Active Int>
Local AS: 69
Age: 1:28:12 Metric: 1
Task: RSVP
Announcement bits (2): 1-Resolve tree 1 2-Resolve tree 2
AS path: I

private1__inet.0: 2 destinations, 3 routes (2 active, 0 holddown, 0 hidden)

...

iso.0: 1 destinations, 1 routes (1 active, 0 holddown, 0 hidden)

47.0005.80ff.f800.0000.0108.0001.0102.5507.1052/152 (1 entry, 0 announced)
*Direct Preference: 0
Next hop type: Interface
Next-hop reference count: 1
Next hop: via lo0.0, selected
State: <Active Int>
Local AS: 69
Age: 1:34:07
Task: IF
AS path: I

mpls.0: 5 destinations, 5 routes (5 active, 0 holddown, 0 hidden)

0 (1 entry, 1 announced)
TSI:
KRT in-kernel 0 /36 -> {}
*MPLS Preference: 0
Next hop type: Receive
Next-hop reference count: 6
State: <Active Int>
Local AS: 69
Age: 1:34:08 Metric: 1

```

```

Task: MPLS
Announcement bits (1): 0-KRT
AS path: I

...

mpls.0: 5 destinations, 5 routes (5 active, 0 holddown, 0 hidden)
299776 (1 entry, 1 announced)
TSI:
KRT in-kernel 299776 /52 -> {Flood}
 *RSVP Preference: 7
 Next hop type: Flood
 Next-hop reference count: 130
 Flood nexthop branches exceed maximum
 Address: 0x8ea65d0

...

800010 (1 entry, 1 announced)
TSI:
KRT in-kernel 800010 /36 -> {vt-3/2/0.32769}
 *VPLS Preference: 7
 Next-hop reference count: 2
 Next hop: via vt-3/2/0.32769, selected
 Label operation: Pop
 State: <Active Int>
 Age: 1:31:53
 Task: Common L2 VC
 Announcement bits (1): 0-KRT
 AS path: I

vt-3/2/0.32769 (1 entry, 1 announced)
TSI:
KRT in-kernel vt-3/2/0.32769.0 /16 -> {indirect(1048574)}
 *VPLS Preference: 7
 Next-hop reference count: 2
 Next hop: 10.31.1.6 via ge-3/1/0.0 weight 0x1, selected
 Label-switched-path green-r1-r3
 Label operation: Push 800012, Push 100096(top)
 Protocol next hop: 10.255.70.103
 Push 800012
 Indirect next hop: 87272e4 1048574
 State: <Active Int>
 Age: 1:31:53 Metric2: 2
 Task: Common L2 VC
 Announcement bits (2): 0-KRT 1-Common L2 VC
 AS path: I
 Communities: target:11111:1 Layer2-info: encaps:VPLS,
 control flags:, mtu: 0
 Indirect next hops: 1
 Protocol next hop: 10.255.70.103 Metric: 2
 Push 800012
 Indirect next hop: 87272e4 1048574
 Indirect path forwarding next hops: 1
 Next hop: 10.31.1.6 via ge-3/1/0.0 weight 0x1
 10.255.70.103/32 Originating RIB: inet.3
 Metric: 2 Node path count: 1
 Forwarding nexthops: 1
 Nexthop: 10.31.1.6 via ge-3/1/0.0

inet6.0: 5 destinations, 5 routes (5 active, 0 holddown, 0 hidden)

```



```

abcd::10:255:71:52/128 (1 entry, 0 announced)
 *Direct Preference: 0
 Next hop type: Interface
 Next-hop reference count: 1
 Next hop: via lo0.0, selected
 State: <Active Int>
 Local AS: 69
 Age: 1:34:07
 Task: IF
 AS path: I

fe80::280:42ff:fe10:f179/128 (1 entry, 0 announced)
 *Direct Preference: 0
 Next hop type: Interface
 Next-hop reference count: 1
 Next hop: via lo0.0, selected
 State: <Active NoReadvrt Int>
 Local AS: 69
 Age: 1:34:07
 Task: IF
 AS path: I

ff02::2/128 (1 entry, 1 announced)
TSI:
KRT in-kernel ff02::2/128 -> {}
 *PIM Preference: 0
 Next-hop reference count: 18
 State: <Active NoReadvrt Int>
 Local AS: 69
 Age: 1:34:08
 Task: PIM Recv6
 Announcement bits (1): 0-KRT
 AS path: I

ff02::d/128 (1 entry, 1 announced)
TSI:
KRT in-kernel ff02::d/128 -> {}
 *PIM Preference: 0
 Next-hop reference count: 18
 State: <Active NoReadvrt Int>
 Local AS: 69
 Age: 1:34:08
 Task: PIM Recv6
 Announcement bits (1): 0-KRT
 AS path: I

ff02::16/128 (1 entry, 1 announced)
TSI:
KRT in-kernel ff02::16/128 -> {}
 *MLD Preference: 0
 Next-hop reference count: 18
 State: <Active NoReadvrt Int>
 Local AS: 69
 Age: 1:34:06
 Task: MLD
 Announcement bits (1): 0-KRT
 AS path: I

private.inet6.0: 1 destinations, 1 routes (1 active, 0 holddown, 0 hidden)

```

```

fe80::280:42ff:fe10:f179/128 (1 entry, 0 announced)
 *Direct Preference: 0
 Next hop type: Interface
 Next-hop reference count: 1
 Next hop: via lo0.16385, selected
 State: <Active NoReadvrt Int>
 Age: 1:34:07
 Task: IF
 AS path: I

green.l2vpn.0: 4 destinations, 4 routes (4 active, 0 holddown, 0 hidden)

10.255.70.103:1:3:1/96 (1 entry, 1 announced)
 *BGP Preference: 170/-101
 Route Distinguisher: 10.255.70.103:1
 Next-hop reference count: 7
 Source: 10.255.70.103
 Protocol next hop: 10.255.70.103
 Indirect next hop: 2 no-forward
 State: <Secondary Active Int Ext>
 Local AS: 69 Peer AS: 69
 Age: 1:28:12 Metric2: 1
 Task: BGP_69.10.255.70.103+179
 Announcement bits (1): 0-green-l2vpn
 AS path: I
 Communities: target:11111:1 Layer2-info: encaps:VPLS,
 control flags:, mtu: 0
 Label-base: 800008, range: 8
 Localpref: 100
 Router ID: 10.255.70.103
 Primary Routing Table bgp.l2vpn.0

10.255.71.52:1:1:1/96 (1 entry, 1 announced)
TSI:
Page 0 idx 0 Type 1 val 8699540
 *L2VPN Preference: 170/-1
 Next-hop reference count: 5
 Protocol next hop: 10.255.71.52
 Indirect next hop: 0 -
 State: <Active Int Ext>
 Age: 1:34:03 Metric2: 1
 Task: green-l2vpn
 Announcement bits (1): 1-BGP.0.0.0.0+179
 AS path: I
 Communities: Layer2-info: encaps:VPLS, control flags:Site-Down,
 mtu: 0
 Label-base: 800016, range: 8, status-vector: 0x9F

10.255.71.52:1:5:1/96 (1 entry, 1 announced)
TSI:
Page 0 idx 0 Type 1 val 8699528
 *L2VPN Preference: 170/-101
 Next-hop reference count: 5
 Protocol next hop: 10.255.71.52
 Indirect next hop: 0 -
 State: <Active Int Ext>
 Age: 1:34:03 Metric2: 1
 Task: green-l2vpn
 Announcement bits (1): 1-BGP.0.0.0.0+179
 AS path: I
 Communities: Layer2-info: encaps:VPLS, control flags:, mtu: 0

```

```

Label-base: 800008, range: 8, status-vector: 0x9F

...

l2circuit.0: 2 destinations, 2 routes (2 active, 0 holddown, 0 hidden)
TSI:
10.245.255.63:CtrlWord:4:3:Local/96 (1 entry, 1 announced)
 *L2CKT Preference: 7
 Next hop: via so-1/1/2.0 weight 1, selected
 Label-switched-path my-lsp
 Label operation: Push 100000[0]
 Protocol next hop: 10.245.255.63 Indirect next hop: 86af000 296
 State: <Active Int>
 Local AS: 99
 Age: 10:21
 Task: l2 circuit
 Announcement bits (1): 0-LDP
 AS path: I
 VC Label 100000, MTU 1500, VLAN ID 512

55.0.0.0/24 (1 entry, 1 announced)
TSI:
KRT queued (pending) add
 55.0.0.0/24 -> {Push 300112}
 *BGP Preference: 170/-101
 Next hop type: Router
 Address: 0x925c208
 Next-hop reference count: 2
 Source: 10.0.0.9
 Next hop: 10.0.0.9 via lt-1/2/0.15, selected
 Label operation: Push 300112
 Label TTL action: prop-ttl
 State: <Active Ext>
 Local AS: 7019 Peer AS: 13979
 Age: 1w0d 23:06:56
 AIGP: 25
 Task: BGP_13979.10.0.0.9+56732
 Announcement bits (1): 0-KRT
 AS path: 13979 7018 I
 Accepted
 Route Label: 300112
 Localpref: 100
 Router ID: 10.9.9.1

```

### show route extensive (Access Route)

```

user@host> show route 13.160.0.102 extensive
inet.0: 39256 destinations, 39258 routes (39255 active, 0 holddown, 1 hidden)
13.160.0.102/32 (1 entry, 1 announced)
TSI:
KRT in-kernel 13.160.0.102/32 -> {13.160.0.2}
OSPF area : 0.0.0.0, LSA ID : 13.160.0.102, LSA type : Extern
 *Access Preference: 13
 Next-hop reference count: 78472
 Next hop: 13.160.0.2 via fe-0/0/0.0, selected
 State: <Active Int>
 Age: 12
 Task: RPD Unix Domain Server./var/run/rpd_serv.local

```

```
Announcement bits (2): 0-KRT 1-OSPFv2
AS path: I
```

### show route extensive (BGP PIC Edge)

```
user@host> show route 1.1.1.6 extensive
ed.inet.0: 6 destinations, 9 routes (6 active, 0 holddown, 0 hidden)
 1.1.1.6/32 (3 entries, 2 announced)
 State: <CalcForwarding>
 TSI:
 KRT in-kernel 1.1.1.6/32 -> {indirect(1048574), indirect(1048577)}
 Page 0 idx 0 Type 1 val 9219e30
 Nexthop: Self
 AS path: [2] 3 I
 Communities: target:2:1
 Path 1.1.1.6 from 1.1.1.4 Vector len 4. Val: 0
 ..
 #Multipath Preference: 255
 Next hop type: Indirect
 Address: 0x93f4010
 Next-hop reference count: 2
 ..
 Protocol next hop: 1.1.1.4
 Push 299824
 Indirect next hop: 944c000 1048574 INH Session ID: 0x3
 Indirect next hop: weight 0x1
 Protocol next hop: 1.1.1.5
 Push 299824
 Indirect next hop: 944c1d8 1048577 INH Session ID: 0x4
 Indirect next hop: weight 0x4000
 State: <ForwardingOnly Int Ext>
 Inactive reason: Forwarding use only
 Age: 25 Metric2: 15
 Validation State: unverified
 Task: RT
 Announcement bits (1): 0-KRT
 AS path: 3 I
 Communities: target:2:1
```

### show route extensive (FRR and LFA)

```
user@host> show route 20.31.2.0 extensive
inet.0: 46 destinations, 49 routes (45 active, 0 holddown, 1 hidden)
 20.31.2.0/24 (2 entries, 1 announced)
 State: FlashAll
 TSI:
 KRT in-kernel 20.31.2.0/24 -> {Push 299776, Push 299792}
 *RSVP Preference: 7/1
 Next hop type: Router, Next hop index: 1048574
 Address: 0xbbbc010
 Next-hop reference count: 5
 Next hop: 10.31.1.2 via ge-2/1/8.0 weight 0x1, selected
 Label-switched-path europa-d-to-europa-e
 Label operation: Push 299776
 Label TTL action: prop-ttl
 Session Id: 0x201
 Next hop: 10.31.2.2 via ge-2/1/4.0 weight 0x4001
 Label-switched-path europa-d-to-europa-e
 Label operation: Push 299792
 Label TTL action: prop-ttl
 Session Id: 0x202
```

```

State: Active Int
Local AS: 100
Age: 5:31 Metric: 2
Task: RSVP
Announcement bits (1): 0-KRT
AS path: I
OSPF Preference: 10
Next hop type: Router, Next hop index: 615
Address: 0xb9d78c4
Next-hop reference count: 7
Next hop: 10.31.1.2 via ge-2/1/8.0, selected
Session Id: 0x201
State: Int
Inactive reason: Route Preference
Local AS: 100
Age: 5:35 Metric: 3
Area: 0.0.0.0
Task: OSPF
AS path: I

```

### show route extensive (Route Reflector)

```

user@host> show route extensive
1.0.0.0/8 (1 entry, 1 announced)

TSI:
KRT in-kernel 1.0.0.0/8 -> {indirect(40)}
*BGP Preference: 170/-101
Source: 192.168.4.214
Protocol next hop: 207.17.136.192 Indirect next hop: 84ac908 40
State: <Active Int Ext>
Local AS: 10458 Peer AS: 10458
Age: 3:09 Metric: 0 Metric2: 0
Task: BGP_10458.192.168.4.214+1033
Announcement bits (2): 0-KRT 4-Resolve inet.0
AS path: 3944 7777 I <Originator>
Cluster list: 1.1.1.1
Originator ID: 10.255.245.88
Communities: 7777:7777
Localpref: 100
Router ID: 4.4.4.4
Indirect next hops: 1
 Protocol next hop: 207.17.136.192 Metric: 0
 Indirect next hop: 84ac908 40
 Indirect path forwarding next hops: 0
 Next hop type: Discard

```

### show route label detail (Multipoint LDP Inband Signaling for Point-to-Multipoint LSPs)

```

user@host> show route label 299872 detail
mpls.0: 13 destinations, 13 routes (13 active, 0 holddown, 0 hidden)
299872 (1 entry, 1 announced)
*LDP Preference: 9
Next hop type: Flood
Next-hop reference count: 3
Address: 0x9097d90
Next hop: via vt-0/1/0.1
Next-hop index: 661
Label operation: Pop
Address: 0x9172130
Next hop: via so-0/0/3.0

```

```

Next-hop index: 654
Label operation: Swap 299872
State: **Active Int>
Local AS: 1001
Age: 8:20 Metric: 1
Task: LDP
Announcement bits (1): 0-KRT
AS path: I
FECs bound to route: P2MP root-addr 10.255.72.166, grp 232.1.1.1,
src 192.168.142.2

```

### show route label detail (Multipoint LDP with Multicast-Only Fast Reroute)

```
user@host> show route label 301568 detail
```

```

mpls.0: 18 destinations, 18 routes (18 active, 0 holddown, 0 hidden)
301568 (1 entry, 1 announced)
 *LDP Preference: 9
 Next hop type: Flood
 Address: 0x2735208
 Next-hop reference count: 3
 Next hop type: Router, Next hop index: 1397
 Address: 0x2735d2c
 Next-hop reference count: 3
 Next hop: 1.3.8.2 via ge-1/2/22.0
 Label operation: Pop
 Load balance label: None;
 Next hop type: Router, Next hop index: 1395
 Address: 0x2736290
 Next-hop reference count: 3
 Next hop: 1.3.4.2 via ge-1/2/18.0
 Label operation: Pop
 Load balance label: None;
 State: <Active Int AckRequest MulticastRPF>
 Local AS: 10
 Age: 54:05 Metric: 1
 Validation State: unverified
 Task: LDP
 Announcement bits (1): 0-KRT
 AS path: I
 FECs bound to route: P2MP root-addr 1.1.1.1, grp: 232.1.1.1, src:
192.168.219.11
 Primary Upstream : 1.1.1.3:0--1.1.1.2:0
 RPF Nexthops :
 ge-1/2/15.0, 1.2.94.1, Label: 301568, weight: 0x1
 ge-1/2/14.0, 1.2.3.1, Label: 301568, weight: 0x1
 Backup Upstream : 1.1.1.3:0--1.1.1.6:0
 RPF Nexthops :
 ge-1/2/20.0, 1.2.96.1, Label: 301584, weight: 0xffffe
 ge-1/2/19.0, 1.3.6.1, Label: 301584, weight: 0xffffe

```

## show route flow validation

|                                    |                                                                                                                                                                                                                                                                                                                                                                                                                                                                                                                                                                                                                                                                                          |
|------------------------------------|------------------------------------------------------------------------------------------------------------------------------------------------------------------------------------------------------------------------------------------------------------------------------------------------------------------------------------------------------------------------------------------------------------------------------------------------------------------------------------------------------------------------------------------------------------------------------------------------------------------------------------------------------------------------------------------|
| <b>List of Syntax</b>              | <a href="#">Syntax on page 247</a><br><a href="#">Syntax (EX Series Switches) on page 247</a>                                                                                                                                                                                                                                                                                                                                                                                                                                                                                                                                                                                            |
| <b>Syntax</b>                      | show route flow validation<br><brief   detail><br><ip-prefix><br><table table-name><br><logical-system (all   logical-system-name)>                                                                                                                                                                                                                                                                                                                                                                                                                                                                                                                                                      |
| <b>Syntax (EX Series Switches)</b> | show route flow validation<br><brief   detail><br><ip-prefix><br><table table-name>                                                                                                                                                                                                                                                                                                                                                                                                                                                                                                                                                                                                      |
| <b>Release Information</b>         | Command introduced before Junos OS Release 7.4.<br>Command introduced in Junos OS Release 9.0 for EX Series switches.                                                                                                                                                                                                                                                                                                                                                                                                                                                                                                                                                                    |
| <b>Description</b>                 | Display flow route information.                                                                                                                                                                                                                                                                                                                                                                                                                                                                                                                                                                                                                                                          |
| <b>Options</b>                     | <p><b>none</b>—Display flow route information.</p> <p><b>brief   detail</b>—(Optional) Display the specified level of output. If you do not specify a level of output, the system defaults to brief.</p> <p><b>ip-prefix</b>—(Optional) IP address for the flow route.</p> <p><b>logical-system (all   logical-system-name)</b>—(Optional) Perform this operation on all logical systems or on a particular logical system.</p> <p><b>table table-name</b>—(Optional) Display flow route information for all routing tables whose name begins with this string (for example, inet.0 and inet6.0 are both displayed when you run the <b>show route flow validation inet</b> command).</p> |
| <b>Required Privilege Level</b>    | view                                                                                                                                                                                                                                                                                                                                                                                                                                                                                                                                                                                                                                                                                     |
| <b>List of Sample Output</b>       | <a href="#">show route flow validation on page 248</a>                                                                                                                                                                                                                                                                                                                                                                                                                                                                                                                                                                                                                                   |
| <b>Output Fields</b>               | <a href="#">Table 19 on page 247</a> lists the output fields for the <b>show route flow validation</b> command. Output fields are listed in the approximate order in which they appear.                                                                                                                                                                                                                                                                                                                                                                                                                                                                                                  |

**Table 19: show route flow validation Output Fields**

| Field Name                | Field Description                                | Level of Output |
|---------------------------|--------------------------------------------------|-----------------|
| <i>routing-table-name</i> | Name of the routing table (for example, inet.0). | All levels      |
| <i>prefix</i>             | Route address.                                   | All levels      |
| Active unicast route      | Active route in the routing table.               | All levels      |

Table 19: show route flow validation Output Fields (*continued*)

| Field Name                  | Field Description                                                       | Level of Output |
|-----------------------------|-------------------------------------------------------------------------|-----------------|
| Dependent flow destinations | Number of flows for which there are routes in the routing table.        | All levels      |
| Origin                      | Source of the route flow.                                               | All levels      |
| Neighbor AS                 | Autonomous system identifier of the neighbor.                           | All levels      |
| Flow destination            | Number of entries and number of destinations that match the route flow. | All levels      |
| Unicast best match          | Destination that is the best match for the route flow.                  | All levels      |
| Flags                       | Information about the route flow.                                       | All levels      |

## Sample Output

### show route flow validation

```
user@host> show route flow validation
inet.0:
10.0.5.0/24Active unicast route
Dependent flow destinations: 1
Origin: 192.168.224.218, Neighbor AS: 65001
Flow destination (3 entries, 1 match origin)
Unicast best match: 10.0.5.0/24
Flags: SubtreeApex Consistent
```



## show route forwarding-table

|                                                      |                                                                                                                                                                                                                                                                                                                                                                                                                                                                                                                                         |
|------------------------------------------------------|-----------------------------------------------------------------------------------------------------------------------------------------------------------------------------------------------------------------------------------------------------------------------------------------------------------------------------------------------------------------------------------------------------------------------------------------------------------------------------------------------------------------------------------------|
| <b>List of Syntax</b>                                | <a href="#">Syntax on page 249</a><br><a href="#">Syntax (MX Series Routers) on page 249</a><br><a href="#">Syntax (TX Matrix and TX Matrix Plus Routers) on page 249</a>                                                                                                                                                                                                                                                                                                                                                               |
| <b>Syntax</b>                                        | <pre>show route forwarding-table &lt;detail   extensive   summary&gt; &lt;all&gt; &lt;ccc interface-name&gt; &lt;destination destination-prefix&gt; &lt;family family   matching matching&gt; &lt;interface-name interface-name&gt; &lt;label name&gt; &lt;matching matching&gt; &lt;multicast&gt; &lt;table (default   logical-system-name/routing-instance-name   routing-instance-name)&gt; &lt;vlan (all   vlan-name)&gt; &lt;vpn vpn&gt;</pre>                                                                                     |
| <b>Syntax (MX Series Routers)</b>                    | <pre>show route forwarding-table &lt;detail   extensive   summary&gt; &lt;all&gt; &lt;bridge-domain (all   domain-name)&gt; &lt;ccc interface-name&gt; &lt;destination destination-prefix&gt; &lt;family family   matching matching&gt; &lt;interface-name interface-name&gt; &lt;label name&gt; &lt;learning-vlan-id learning-vlan-id&gt; &lt;matching matching&gt; &lt;multicast&gt; &lt;table (default   logical-system-name/routing-instance-name   routing-instance-name)&gt; &lt;vlan (all   vlan-name)&gt; &lt;vpn vpn&gt;</pre> |
| <b>Syntax (TX Matrix and TX Matrix Plus Routers)</b> | <pre>show route forwarding-table &lt;detail   extensive   summary&gt; &lt;all&gt; &lt;ccc interface-name&gt; &lt;destination destination-prefix&gt; &lt;family family   matching matching&gt; &lt;interface-name interface-name&gt; &lt;matching matching&gt; &lt;label name&gt; &lt;lcc number&gt; &lt;multicast&gt; &lt;table routing-instance-name&gt; &lt;vpn vpn&gt;</pre>                                                                                                                                                         |
| <b>Release Information</b>                           | <p>Command introduced before Junos OS Release 7.4.</p> <p>Option <b>bridge-domain</b> introduced in Junos OS Release 7.5</p> <p>Option <b>learning-vlan-id</b> introduced in Junos OS Release 8.4</p>                                                                                                                                                                                                                                                                                                                                   |

Options **all** and **vlan** introduced in Junos OS Release 9.6.

Command introduced in Junos OS Release 11.3 for the QFX Series.

Command introduced in Junos OS Release 14.1X53-D20 for the OCX Series.

**Description** Display the Routing Engine's forwarding table, including the network-layer prefixes and their next hops. This command is used to help verify that the routing protocol process has relayed the correction information to the forwarding table. The Routing Engine constructs and maintains one or more routing tables. From the routing tables, the Routing Engine derives a table of active routes, called the forwarding table.



**NOTE:** The Routing Engine copies the forwarding table to the Packet Forwarding Engine, the part of the router that is responsible for forwarding packets. To display the entries in the Packet Forwarding Engine's forwarding table, use the **show pfe route** command.

**Options** **none**—Display the routes in the forwarding tables. By default, the **show route forwarding-table** command does not display information about private, or internal, forwarding tables.

**detail | extensive | summary**—(Optional) Display the specified level of output.

**all**—(Optional) Display routing table entries for all forwarding tables, including private, or internal, tables.

**bridge-domain (all | bridge-domain-name)**—(MX Series routers only) (Optional) Display route entries for all bridge domains or the specified bridge domain.

**ccc interface-name**—(Optional) Display route entries for the specified circuit cross-connect interface.

**destination destination-prefix**—(Optional) Destination prefix.

**family family**—(Optional) Display routing table entries for the specified family: **fibre-channel**, **fmembers**, **inet**, **inet6**, **iso**, **mpls**, **tnp**, **unix**, **vpls**, or **vlan-classification**.

**interface-name interface-name**—(Optional) Display routing table entries for the specified interface.

**label name**—(Optional) Display route entries for the specified label.

**lcc number**—(TX Matrix and TX matrix Plus routers only) (Optional) On a routing matrix composed of a TX Matrix router and T640 routers, display information for the specified T640 router (or line-card chassis) connected to the TX Matrix router. On a routing matrix composed of the TX Matrix Plus router and T1600 or T4000 routers, display information for the specified router (line-card chassis) connected to the TX Matrix Plus router.

Replace *number* with the following values depending on the LCC configuration:

- 0 through 3, when T640 routers are connected to a TX Matrix router in a routing matrix.
- 0 through 3, when T1600 routers are connected to a TX Matrix Plus router in a routing matrix.
- 0 through 7, when T1600 routers are connected to a TX Matrix Plus router with 3D SIBs in a routing matrix.
- 0, 2, 4, or 6, when T4000 routers are connected to a TX Matrix Plus router with 3D SIBs in a routing matrix.

**learning-vlan-id** *learning-vlan-id*—(MX Series routers only) (Optional) Display learned information for all VLANs or for the specified VLAN.

**matching** *matching*—(Optional) Display routing table entries matching the specified prefix or prefix length.

**multicast**—(Optional) Display routing table entries for multicast routes.

**table** (*default* | *logical-system-name/routing-instance-name* | *routing-instance-name*)—(Optional) Display route entries for all the routing tables in the main routing instance or for the specified routing instance. If your device supports logical systems, you can also display route entries for the specified logical system and routing instance. To view the routing instances on your device, use the [show route instance](#) command.

**vlan** (*all* | *vlan-name*)—(Optional) Display information for all VLANs or for the specified VLAN.

**vpn** *vpn*—(Optional) Display routing table entries for a specified VPN.

**Required Privilege Level**

view

**List of Sample Output**

[show route forwarding-table on page 254](#)  
[show route forwarding-table detail on page 255](#)  
[show route forwarding-table destination extensive \(Weights and Balances\) on page 255](#)  
[show route forwarding-table extensive on page 256](#)  
[show route forwarding-table extensive \(RPF\) on page 257](#)  
[show route forwarding-table family mpls on page 258](#)  
[show route forwarding-table family vpls on page 258](#)  
[show route forwarding-table vpls \(Broadcast, unknown unicast, and multicast \(BUM\) hashing is enabled\) on page 258](#)  
[show route forwarding-table vpls \(Broadcast, unknown unicast, and multicast \(BUM\) hashing is enabled with MAC Statistics\) on page 259](#)  
[show route forwarding-table family vpls extensive on page 259](#)  
[show route forwarding-table table default on page 260](#)  
[show route forwarding-table table logical-system-name/routing-instance-name on page 261](#)

[show route forwarding-table vpn on page 262](#)

**Output Fields** [Table 20 on page 252](#) lists the output fields for the **show route forwarding-table** command. Output fields are listed in the approximate order in which they appear. Field names might be abbreviated (as shown in parentheses) when no level of output is specified, or when the **detail** keyword is used instead of the **extensive** keyword.

**Table 20: show route forwarding-table Output Fields**

| Field Name              | Field Description                                                                                                                                                                                                                                                                                                                                                                                                                                                                                                                                                                                                                                                                                                                                                                                                                                                                                                                                                                                                    | Level of Output         |
|-------------------------|----------------------------------------------------------------------------------------------------------------------------------------------------------------------------------------------------------------------------------------------------------------------------------------------------------------------------------------------------------------------------------------------------------------------------------------------------------------------------------------------------------------------------------------------------------------------------------------------------------------------------------------------------------------------------------------------------------------------------------------------------------------------------------------------------------------------------------------------------------------------------------------------------------------------------------------------------------------------------------------------------------------------|-------------------------|
| Logical system          | Name of the logical system. This field is displayed if you specify the <b>table logical-system-name/routing-instance-name</b> option on a device that is configured for and supports logical systems.                                                                                                                                                                                                                                                                                                                                                                                                                                                                                                                                                                                                                                                                                                                                                                                                                | All levels              |
| Routing table           | Name of the routing table (for example, inet, inet6, mpls).                                                                                                                                                                                                                                                                                                                                                                                                                                                                                                                                                                                                                                                                                                                                                                                                                                                                                                                                                          | All levels              |
| Address family          | Address family (for example, IP, IPv6, ISO, MPLS, and VPLS).                                                                                                                                                                                                                                                                                                                                                                                                                                                                                                                                                                                                                                                                                                                                                                                                                                                                                                                                                         | All levels              |
| Destination             | Destination of the route.                                                                                                                                                                                                                                                                                                                                                                                                                                                                                                                                                                                                                                                                                                                                                                                                                                                                                                                                                                                            | <b>detail extensive</b> |
| Route Type (Type)       | How the route was placed into the forwarding table. When the <b>detail</b> keyword is used, the route type might be abbreviated (as shown in parentheses): <ul style="list-style-type: none"> <li><b>cloned (clon)</b>—(TCP or multicast only) Cloned route.</li> <li><b>destination (dest)</b>—Remote addresses directly reachable through an interface.</li> <li><b>destination down (iddn)</b>—Destination route for which the interface is unreachable.</li> <li><b>interface cloned (ifcl)</b>—Cloned route for which the interface is unreachable.</li> <li><b>route down (ifdn)</b>—Interface route for which the interface is unreachable.</li> <li><b>ignore (ignr)</b>—Ignore this route.</li> <li><b>interface (intf)</b>—Installed as a result of configuring an interface.</li> <li><b>permanent (perm)</b>—Routes installed by the kernel when the routing table is initialized.</li> <li><b>user</b>—Routes installed by the routing protocol process or as a result of the configuration.</li> </ul> | All levels              |
| Route Reference (RtRef) | Number of routes to reference.                                                                                                                                                                                                                                                                                                                                                                                                                                                                                                                                                                                                                                                                                                                                                                                                                                                                                                                                                                                       | <b>detail extensive</b> |
| Flags                   | Route type flags: <ul style="list-style-type: none"> <li><b>none</b>—No flags are enabled.</li> <li><b>accounting</b>—Route has accounting enabled.</li> <li><b>cached</b>—Cache route.</li> <li><b>incoming-iface interface-number</b>—Check against incoming interface.</li> <li><b>prefix load balance</b>—Load balancing is enabled for this prefix.</li> <li><b>rt nh decoupled</b>—Route has been decoupled from the next hop to the destination.</li> <li><b>sent to PFE</b>—Route has been sent to the Packet Forwarding Engine.</li> <li><b>static</b>—Static route.</li> </ul>                                                                                                                                                                                                                                                                                                                                                                                                                             | <b>extensive</b>        |
| Next hop                | IP address of the next hop to the destination.                                                                                                                                                                                                                                                                                                                                                                                                                                                                                                                                                                                                                                                                                                                                                                                                                                                                                                                                                                       | <b>detail extensive</b> |

Table 20: show route forwarding-table Output Fields (*continued*)

| Field Name                 | Field Description                                                                                                                                                                                                                                                                                                                                                                                                                                                                                                                                                                                                                                                                                                                                                                                                                                                                                                                                                                                                                                                                                                                                                                                                   | Level of Output              |
|----------------------------|---------------------------------------------------------------------------------------------------------------------------------------------------------------------------------------------------------------------------------------------------------------------------------------------------------------------------------------------------------------------------------------------------------------------------------------------------------------------------------------------------------------------------------------------------------------------------------------------------------------------------------------------------------------------------------------------------------------------------------------------------------------------------------------------------------------------------------------------------------------------------------------------------------------------------------------------------------------------------------------------------------------------------------------------------------------------------------------------------------------------------------------------------------------------------------------------------------------------|------------------------------|
| Next hop Type (Type)       | <p>Next-hop type. When the <b>detail</b> keyword is used, the next-hop type might be abbreviated (as indicated in parentheses):</p> <ul style="list-style-type: none"> <li>• <b>broadcast (bcst)</b>—Broadcast.</li> <li>• <b>deny</b>—Deny.</li> <li>• <b>discard (dscd)</b> —Discard.</li> <li>• <b>hold</b>—Next hop is waiting to be resolved into a unicast or multicast type.</li> <li>• <b>indexed (idxd)</b>—Indexed next hop.</li> <li>• <b>indirect (indr)</b>—Indirect next hop.</li> <li>• <b>local (locl)</b>—Local address on an interface.</li> <li>• <b>routed multicast (mcrst)</b>—Regular multicast next hop.</li> <li>• <b>multicast (mcst)</b>—Wire multicast next hop (limited to the LAN).</li> <li>• <b>multicast discard (mdsc)</b>—Multicast discard.</li> <li>• <b>multicast group (mgrp)</b>—Multicast group member.</li> <li>• <b>receive (rcv)</b>—Receive.</li> <li>• <b>reject (rjct)</b>—Discard. An ICMP unreachable message was sent.</li> <li>• <b>resolve (rslv)</b>—Resolving the next hop.</li> <li>• <b>unicast (ucst)</b>—Unicast.</li> <li>• <b>unilist (ulst)</b>—List of unicast next hops. A packet sent to this next hop goes to any next hop in the list.</li> </ul> | <b>detail extensive</b>      |
| Index                      | Software index of the next hop that is used to route the traffic for a given prefix.                                                                                                                                                                                                                                                                                                                                                                                                                                                                                                                                                                                                                                                                                                                                                                                                                                                                                                                                                                                                                                                                                                                                | <b>detail extensive none</b> |
| Route interface-index      | Logical interface index from which the route is learned. For example, for interface routes, this is the logical interface index of the route itself. For static routes, this field is zero. For routes learned through routing protocols, this is the logical interface index from which the route is learned.                                                                                                                                                                                                                                                                                                                                                                                                                                                                                                                                                                                                                                                                                                                                                                                                                                                                                                      | <b>extensive</b>             |
| Reference (NhRef)          | Number of routes that refer to this next hop.                                                                                                                                                                                                                                                                                                                                                                                                                                                                                                                                                                                                                                                                                                                                                                                                                                                                                                                                                                                                                                                                                                                                                                       | <b>detail extensive none</b> |
| Next-hop interface (Netif) | Interface used to reach the next hop.                                                                                                                                                                                                                                                                                                                                                                                                                                                                                                                                                                                                                                                                                                                                                                                                                                                                                                                                                                                                                                                                                                                                                                               | <b>detail extensive none</b> |
| Weight                     | Value used to distinguish primary, secondary, and fast reroute backup routes. Weight information is available when MPLS label-switched path (LSP) link protection, node-link protection, or fast reroute is enabled, or when the standby state is enabled for secondary paths. A lower weight value is preferred. Among routes with the same weight value, load balancing is possible (see the <b>Balance</b> field description).                                                                                                                                                                                                                                                                                                                                                                                                                                                                                                                                                                                                                                                                                                                                                                                   | <b>extensive</b>             |
| Balance                    | Balance coefficient indicating how traffic of unequal cost is distributed among next hops when a router is performing unequal-cost load balancing. This information is available when you enable BGP multipath load balancing.                                                                                                                                                                                                                                                                                                                                                                                                                                                                                                                                                                                                                                                                                                                                                                                                                                                                                                                                                                                      | <b>extensive</b>             |
| RPF interface              | List of interfaces from which the prefix can be accepted. Reverse path forwarding (RPF) information is displayed only when <b>rpf-check</b> is configured on the interface.                                                                                                                                                                                                                                                                                                                                                                                                                                                                                                                                                                                                                                                                                                                                                                                                                                                                                                                                                                                                                                         | <b>extensive</b>             |

## Sample Output

### show route forwarding-table

```

user@host> show route forwarding-table
Routing table: default.inet
Internet:
Destination Type RtRef Next hop Type Index NhRef Netif
default perm 0 rjct 46 4
0.0.0.0/32 perm 0 dscd 44 1
1.1.1.0/24 ifdn 0 rslv 608 1 ge-2/0/1.0
1.1.1.0/32 iddn 0 1.1.1.0 recv 606 1 ge-2/0/1.0
1.1.1.1/32 user 0 rjct 46 4
1.1.1.1/32 intf 0 1.1.1.1 locl 607 2
1.1.1.1/32 iddn 0 1.1.1.1 locl 607 2
1.1.1.255/32 iddn 0 ff:ff:ff:ff:ff:ff bcst 605 1 ge-2/0/1.0
10.0.0.0/24 intf 0 rslv 616 1 ge-2/0/0.0
10.0.0.0/32 dest 0 10.0.0.0 recv 614 1 ge-2/0/0.0
10.0.0.1/32 intf 0 10.0.0.1 locl 615 2
10.0.0.1/32 dest 0 10.0.0.1 locl 615 2
10.0.0.255/32 dest 0 10.0.0.255 bcst 613 1 ge-2/0/0.0
10.1.1.0/24 ifdn 0 rslv 612 1 ge-2/0/1.0
10.1.1.0/32 iddn 0 10.1.1.0 recv 610 1 ge-2/0/1.0
10.1.1.1/32 user 0 rjct 46 4
10.1.1.1/32 intf 0 10.1.1.1 locl 611 2
10.1.1.1/32 iddn 0 10.1.1.1 locl 611 2
10.1.1.255/32 iddn 0 ff:ff:ff:ff:ff:ff bcst 609 1 ge-2/0/1.0
10.209.0.0/16 user 0 10.209.63.254 ucst 419 20 fxp0.0
10.209.0.0/16 user 1 0:12:1e:ca:98:0 ucst 419 20 fxp0.0
10.209.0.0/18 intf 0 rslv 418 1 fxp0.0
10.209.0.0/32 dest 0 10.209.0.0 recv 416 1 fxp0.0
10.209.2.131/32 intf 0 10.209.2.131 locl 417 2
10.209.2.131/32 dest 0 10.209.2.131 locl 417 2
10.209.17.55/32 dest 0 0:30:48:5b:78:d2 ucst 435 1 fxp0.0
10.209.63.42/32 dest 0 0:23:7d:58:92:ca ucst 434 1 fxp0.0
10.209.63.254/32 dest 0 0:12:1e:ca:98:0 ucst 419 20 fxp0.0
10.209.63.255/32 dest 0 10.209.63.255 bcst 415 1 fxp0.0
10.227.0.0/16 user 0 10.209.63.254 ucst 419 20 fxp0.0

...

Routing table: iso
ISO:
Destination Type RtRef Next hop Type Index NhRef Netif
default perm 0 rjct 27 1
47.0005.80ff.f800.0000.0108.0003.0102.5524.5220.00
intf 0 locl 28 1

Routing table: inet6
Internet6:
Destination Type RtRef Next hop Type Index NhRef Netif
default perm 0 rjct 6 1
ff00::/8 perm 0 mdsc 4 1
ff02::1/128 perm 0 ff02::1 mcst 3 1

Routing table: ccc
MPLS:
Interface.Label Type RtRef Next hop Type Index NhRef Netif
default perm 0 rjct 16 1
100004(top)fe-0/0/1.0

```

## show route forwarding-table detail

```

user@host> show route forwarding-table detail
Routing table: inet
Internet:
Destination Type RtRef Next hop Type Index NhRef Netif
default user 2 0:90:69:8e:b1:1b ucst 132 4 fxp0.0
default perm 0 rjct 14 1
10.1.1.0/24 intf 0 ff.3.0.21 ucst 322 1 so-5/3/0.0
10.1.1.0/32 dest 0 10.1.1.0 recv 324 1 so-5/3/0.0
10.1.1.1/32 intf 0 10.1.1.1 locl 321 1
10.1.1.255/32 dest 0 10.1.1.255 bcst 323 1 so-5/3/0.0
10.21.21.0/24 intf 0 ff.3.0.21 ucst 326 1 so-5/3/0.0
10.21.21.0/32 dest 0 10.21.21.0 recv 328 1 so-5/3/0.0
10.21.21.1/32 intf 0 10.21.21.1 locl 325 1
10.21.21.255/32 dest 0 10.21.21.255 bcst 327 1 so-5/3/0.0
127.0.0.1/32 intf 0 127.0.0.1 locl 320 1
172.17.28.19/32 clon 1 192.168.4.254 ucst 132 4 fxp0.0
172.17.28.44/32 clon 1 192.168.4.254 ucst 132 4 fxp0.0

...

Routing table: private1__inet
Internet:
Destination Type RtRef Next hop Type Index NhRef Netif
default perm 0 rjct 46 1
10.0.0.0/8 intf 0 rslv 136 1 fxp1.0
10.0.0.0/32 dest 0 10.0.0.0 recv 134 1 fxp1.0
10.0.0.4/32 intf 0 10.0.0.4 locl 135 2
10.0.0.4/32 dest 0 10.0.0.4 locl 135 2

...

Routing table: iso
ISO:
Destination Type RtRef Next hop Type Index NhRef Netif
default perm 0 rjct 38 1

Routing table: inet6
Internet6:
Destination Type RtRef Next hop Type Index NhRef Netif
default perm 0 rjct 22 1
ff00::/8 perm 0 mdsc 21 1
ff02::1/128 perm 0 ff02::1 mcst 17 1

...

Routing table: mpls
MPLS:
Destination Type RtRef Next hop Type Index NhRef Netif
default perm 0 rjct 28 1

```

## show route forwarding-table destination extensive (Weights and Balances)

```

user@host> show route forwarding-table destination 3.4.2.1 extensive
Routing table: inet [Index 0]
Internet:

Destination: 3.4.2.1/32
Route type: user
Route reference: 0 Route interface-index: 0

```

|                                |               |              |
|--------------------------------|---------------|--------------|
| Flags: sent to PFE             |               |              |
| Next-hop type: unicast         | Index: 262143 | Reference: 1 |
| Nexthop: 4.4.4.4               |               |              |
| Next-hop type: unicast         | Index: 335    | Reference: 2 |
| Next-hop interface: so-1/1/0.0 | Weight: 22    | Balance: 3   |
| Nexthop: 145.12.1.2            |               |              |
| Next-hop type: unicast         | Index: 337    | Reference: 2 |
| Next-hop interface: so-0/1/2.0 | Weight: 33    | Balance: 33  |

### show route forwarding-table extensive

```

user@host> show route forwarding-table extensive
Routing table: inet [Index 0]
Internet:

Destination: default
 Route type: user
 Route reference: 2
 Flags: sent to PFE
 Nexthop: 0:90:69:8e:b1:1b
 Next-hop type: unicast
 Next-hop interface: fxp0.0
 Route interface-index: 0
 Index: 132 Reference: 4

Destination: default
 Route type: permanent
 Route reference: 0
 Flags: none
 Next-hop type: reject
 Route interface-index: 0
 Index: 14 Reference: 1

Destination: 127.0.0.1/32
 Route type: interface
 Route reference: 0
 Flags: sent to PFE
 Nexthop: 127.0.0.1
 Next-hop type: local
 Route interface-index: 0
 Index: 320 Reference: 1

...

Routing table: private1__inet [Index 1]
Internet:

Destination: default
 Route type: permanent
 Route reference: 0
 Flags: sent to PFE
 Next-hop type: reject
 Route interface-index: 0
 Index: 46 Reference: 1

Destination: 10.0.0.0/8
 Route type: interface
 Route reference: 0
 Flags: sent to PFE
 Next-hop type: resolve
 Next-hop interface: fxp1.0
 Route interface-index: 3
 Index: 136 Reference: 1

...

Routing table: iso [Index 0]
ISO:

Destination: default
 Route type: permanent

```



```

Route reference: 0
Flags: sent to PFE
Next-hop type: reject
Route interface-index: 0
Index: 38 Reference: 1

Routing table: inet6 [Index 0]
Internet6:

Destination: default
Route type: permanent
Route reference: 0
Flags: sent to PFE
Next-hop type: reject
Route interface-index: 0
Index: 22 Reference: 1

Destination: ff00::/8
Route type: permanent
Route reference: 0
Flags: sent to PFE
Next-hop type: multicast discard
Route interface-index: 0
Index: 21 Reference: 1

...

Routing table: private1__inet6 [Index 1]
Internet6:

Destination: default
Route type: permanent
Route reference: 0
Flags: sent to PFE
Next-hop type: reject
Route interface-index: 0
Index: 54 Reference: 1

Destination: fe80::2a0:a5ff:fe3d:375/128
Route type: interface
Route reference: 0
Flags: sent to PFE
Next-hop: fe80::2a0:a5ff:fe3d:375
Next-hop type: local
Route interface-index: 0
Index: 75 Reference: 1

...

```

### show route forwarding-table extensive (RPF)

The next example is based on the following configuration, which enables an RPF check on all routes that are learned from this interface, including the interface route:

```

so-1/1/0 {
 unit 0 {
 family inet {
 rpf-check;
 address 15.95.1.2/30;
 }
 }
}

```

```

user@host> show route forwarding-table extensive
Routing table: inet [Index 0]
Internet:
...
...
Destination: 15.95.1.3/32
Route type: destination
Route reference: 0
Route interface-index: 67

```

```

Flags: sent to PFE
Nexthop: 15.95.1.3
Next-hop type: broadcast Index: 328 Reference: 1
Next-hop interface: so-1/1/0.0
RPF interface: so-1/1/0.0

```

### show route forwarding-table family mpls

```

user@host> show route forwarding-table family mpls
Routing table: mpls
MPLS:
Destination Type RtRef Next hop Type Index NhRef Netif
default perm 0
0 user 0
1 user 0
2 user 0
100000 user 0 10.31.1.6 swap 100001 fe-1/1/0.0
800002 user 0 Pop vt-0/3/0.32770

vt-0/3/0.32770 (VPLS)
 user 0 indr 351 4
 Push 800000, Push 100002(top)

so-0/0/0.0

```

### show route forwarding-table family vpls

```

user@host> show route forwarding-table family vpls
Routing table: green.vpls
VPLS:
Destination Type RtRef Next hop Type Index NhRef Netif
default dymn 0
default perm 0
fe-0/1/0.0 dymn 0
00:90:69:0c:20:1f/48 <<<<<Remote CE
 dymn 0 indr 351 4
 Push 800000, Push 100002(top)

so-0/0/0.0
00:90:69:85:b0:1f/48 <<<<<Local CE
 dymn 0 ucst 354 2 fe-0/1/0.0

```

### show route forwarding-table vpls (Broadcast, unknown unicast, and multicast (BUM) hashing is enabled)

```

user@host> show route forwarding-table vpls
Routing table: green.vpls
VPLS:
Enabled protocols: BUM hashing
Destination Type RtRef Next hop Type Index NhRef Netif
default perm 0
lsi.1048832 intf 0
 4.4.3.2 indr 1048574 4
 Push 262145 621 2

ge-3/0/0.0
00:19:e2:25:d0:01/48 user 0 ucst 590 5 ge-2/3/9.0
0x30003/51 user 0 comp 627 2
ge-2/3/9.0 intf 0 ucst 590 5 ge-2/3/9.0
ge-3/1/3.0 intf 0 ucst 619 4 ge-3/1/3.0
0x30002/51 user 0 comp 600 2
0x30001/51 user 0 comp 597 2

```

### show route forwarding-table vpls (Broadcast, unknown unicast, and multicast (BUM) hashing is enabled with MAC Statistics)

```

user@host> show route forwarding-table vpls
Routing table: green.vpls
VPLS:
Enabled protocols: BUM hashing, MAC Stats
Destination Type RtRef Next hop Type Index NhRef Netif
default perm 0 4.4.3.2 dscd 519 1
1si.1048834 intf 0 4.4.3.2 indr 1048574 4
Push 262145 592 2
ge-3/0/0.0
00:19:e2:25:d0:01/48 user 0 ucst 590 5 ge-2/3/9.0
0x30003/51 user 0 comp 630 2
ge-2/3/9.0 intf 0 ucst 590 5 ge-2/3/9.0
ge-3/1/3.0 intf 0 ucst 591 4 ge-3/1/3.0
0x30002/51 user 0 comp 627 2
0x30001/51 user 0 comp 624 2

```

### show route forwarding-table family vpls extensive

```

user@host> show route forwarding-table family vpls extensive
Routing table: green.vpls [Index 2]
VPLS:

Destination: default
Route type: dynamic
Route reference: 0
Flags: sent to PFE
Next-hop type: flood
Next-hop type: unicast
Next-hop interface: fe-0/1/3.0
Next-hop type: unicast
Next-hop interface: fe-0/1/2.0
Route interface-index: 72
Index: 289 Reference: 1
Index: 291 Reference: 3
Index: 290 Reference: 3

Destination: default
Route type: permanent
Route reference: 0
Flags: none
Next-hop type: discard
Route interface-index: 0
Index: 341 Reference: 1

Destination: fe-0/1/2.0
Route type: dynamic
Route reference: 0
Flags: sent to PFE
Next-hop type: flood
Next-hop type: indirect
Next-hop type: Push 800016
Next-hop interface: at-1/0/1.0
Next-hop type: indirect
Next hop: 10.31.3.2
Next-hop type: Push 800000
Next-hop interface: fe-0/1/1.0
Next-hop type: unicast
Next-hop interface: fe-0/1/3.0
Route interface-index: 69
Index: 293 Reference: 1
Index: 363 Reference: 4
Index: 301 Reference: 5
Index: 291 Reference: 3

Destination: fe-0/1/3.0
Route type: dynamic
Route reference: 0
Flags: sent to PFE
Next-hop type: flood
Route interface-index: 70
Index: 292 Reference: 1

```

```

Next-hop type: indirect Index: 363 Reference: 4
Next-hop type: Push 800016
Next-hop interface: at-1/0/1.0
Next-hop type: indirect Index: 301 Reference: 5
Next hop: 10.31.3.2
Next-hop type: Push 800000
Next-hop interface: fe-0/1/1.0
Next-hop type: unicast Index: 290 Reference: 3
Next-hop interface: fe-0/1/2.0

Destination: 10:00:00:01:01:01/48
Route type: dynamic
Route reference: 0 Route interface-index: 70
Flags: sent to PFE, prefix load balance
Next-hop type: unicast Index: 291 Reference: 3
Next-hop interface: fe-0/1/3.0
Route used as destination:
 Packet count: 6640 Byte count: 675786
Route used as source
 Packet count: 6894 Byte count: 696424

Destination: 10:00:00:01:01:04/48
Route type: dynamic
Route reference: 0 Route interface-index: 69
Flags: sent to PFE, prefix load balance
Next-hop type: unicast Index: 290 Reference: 3
Next-hop interface: fe-0/1/2.0
Route used as destination:
 Packet count: 96 Byte count: 8079
Route used as source:
 Packet count: 296 Byte count: 24955

Destination: 10:00:00:01:03:05/48
Route type: dynamic
Route reference: 0 Route interface-index: 74
Flags: sent to PFE, prefix load balance
Next-hop type: indirect Index: 301 Reference: 5
Next hop: 10.31.3.2
Next-hop type: Push 800000
Next-hop interface: fe-0/1/1.0

```

### show route forwarding-table table default

```

user@host> show route forwarding-table table default
Routing table: default.inet
Internet:
Destination Type RtRef Next hop Type Index NhRef Netif
default perm 0
0.0.0.0/32 perm 0
10.0.60.0/30 user 0 10.0.60.13 ucst 713 5 fe-0/1/3.0
10.0.60.12/30 intf 0 rslv 688 1 fe-0/1/3.0
10.0.60.12/32 dest 0 10.0.60.12 recv 686 1 fe-0/1/3.0
10.0.60.13/32 dest 0 0:5:85:8b:bc:22 ucst 713 5 fe-0/1/3.0
10.0.60.14/32 intf 0 10.0.60.14 locl 687 2
10.0.60.14/32 dest 0 10.0.60.14 locl 687 2
10.0.60.15/32 dest 0 10.0.60.15 bcst 685 1 fe-0/1/3.0
10.0.67.12/30 user 0 10.0.60.13 ucst 713 5 fe-0/1/3.0
10.0.80.0/30 ifdn 0 ff.3.0.21 ucst 676 1 so-0/0/1.0
10.0.80.0/32 dest 0 10.0.80.0 recv 678 1 so-0/0/1.0
10.0.80.2/32 user 0 rjct 36 2
10.0.80.2/32 intf 0 10.0.80.2 locl 675 1

```

```

10.0.80.3/32 dest 0 10.0.80.3 bcst 677 1 so-0/0/1.0
10.0.90.12/30 intf 0 rslv 684 1 fe-0/1/0.0
10.0.90.12/32 dest 0 10.0.90.12 recv 682 1 fe-0/1/0.0
10.0.90.14/32 intf 0 10.0.90.14 locl 683 2
10.0.90.14/32 dest 0 10.0.90.14 locl 683 2
10.0.90.15/32 dest 0 10.0.90.15 bcst 681 1 fe-0/1/0.0
10.5.0.0/16 user 0 192.168.187.126 ucst 324 15 fxp0.0
10.10.0.0/16 user 0 192.168.187.126 ucst 324 15 fxp0.0
10.13.10.0/23 user 0 192.168.187.126 ucst 324 15 fxp0.0
10.84.0.0/16 user 0 192.168.187.126 ucst 324 15 fxp0.0
10.150.0.0/16 user 0 192.168.187.126 ucst 324 15 fxp0.0
10.157.64.0/19 user 0 192.168.187.126 ucst 324 15 fxp0.0
10.209.0.0/16 user 0 192.168.187.126 ucst 324 15 fxp0.0

```

...

Routing table: default.iso

ISO:

| Destination | Type | RtRef | Next hop | Type | Index | NhRef | Netif |
|-------------|------|-------|----------|------|-------|-------|-------|
| default     | perm | 0     |          | rjct | 60    | 1     |       |

Routing table: default.inet6

Internet6:

| Destination | Type | RtRef | Next hop | Type | Index | NhRef | Netif |
|-------------|------|-------|----------|------|-------|-------|-------|
| default     | perm | 0     |          | rjct | 44    | 1     |       |
| ::/128      | perm | 0     |          | dscd | 42    | 1     |       |
| ff00::/8    | perm | 0     |          | mdsc | 43    | 1     |       |
| ff02::1/128 | perm | 0     | ff02::1  | mcst | 39    | 1     |       |

Routing table: default.mpls

MPLS:

| Destination | Type | RtRef | Next hop | Type | Index | NhRef | Netif |
|-------------|------|-------|----------|------|-------|-------|-------|
| default     | perm | 0     |          | dscd | 50    | 1     |       |

### show route forwarding-table table logical-system-name/routing-instance-name

```
user@host> show route forwarding-table table R4/vpn-red
```

Logical system: R4

Routing table: vpn-red.inet

Internet:

| Destination        | Type | RtRef | Next hop                                       | Type | Index | NhRef | Netif      |
|--------------------|------|-------|------------------------------------------------|------|-------|-------|------------|
| default            | perm | 0     |                                                | rjct | 563   | 1     |            |
| 0.0.0.0/32         | perm | 0     |                                                | dscd | 561   | 2     |            |
| 1.0.0.1/32         | user | 0     |                                                | dscd | 561   | 2     |            |
| 2.0.2.0/24         | intf | 0     |                                                | rslv | 771   | 1     | ge-1/2/0.3 |
| 2.0.2.0/32         | dest | 0     | 2.0.2.0                                        | recv | 769   | 1     | ge-1/2/0.3 |
| 2.0.2.1/32         | intf | 0     | 2.0.2.1                                        | locl | 770   | 2     |            |
| 2.0.2.1/32         | dest | 0     | 2.0.2.1                                        | locl | 770   | 2     |            |
| 2.0.2.2/32         | dest | 0     | 0.4.80.3.0.1b.c0.d5.e4.bd.0.1b.c0.d5.e4.bc.8.0 | ucst | 789   | 1     | ge-1/2/0.3 |
| 2.0.2.255/32       | dest | 0     | 2.0.2.255                                      | bcst | 768   | 1     | ge-1/2/0.3 |
| 224.0.0.0/4        | perm | 1     |                                                | mdsc | 562   | 1     |            |
| 224.0.0.1/32       | perm | 0     | 224.0.0.1                                      | mcst | 558   | 1     |            |
| 255.255.255.255/32 | perm | 0     |                                                | bcst | 559   | 1     |            |

Logical system: R4

Routing table: vpn-red.iso

ISO:

| Destination | Type | RtRef | Next hop | Type | Index | NhRef | Netif |
|-------------|------|-------|----------|------|-------|-------|-------|
| default     | perm | 0     |          | rjct | 608   | 1     |       |

```

Logical system: R4
Routing table: vpn-red.inet6
Internet6:
Destination Type RtRef Next hop Type Index NhRef Netif
default perm 0 Type Index NhRef Netif
::/128 perm 0 dscd 706 1
ff00::/8 perm 0 mdsc 707 1
ff02::1/128 perm 0 ff02::1 mcst 704 1

```

```

Logical system: R4
Routing table: vpn-red.mpls
MPLS:
Destination Type RtRef Next hop Type Index NhRef Netif
default perm 0 dscd 638

```

### show route forwarding-table vpn

```

user@host> show route forwarding-table vpn VPN-A
Routing table:: VPN-A.inet
Internet:
Destination Type RtRef Nexthop Type Index NhRef Netif
default perm 0 rjct 4 4
10.39.10.20/30 intf 0 ff.3.0.21 ucst 40 1
so-0/0/0.0
10.39.10.21/32 intf 0 10.39.10.21 locl 36 1
10.255.14.172/32 user 0 ucst 69 2
so-0/0/0.0
10.255.14.175/32 user 0 indr 81 3
Push 100004, Push
100004(top) so-1/0/0.0
224.0.0.0/4 perm 2 mdsc 5 3
224.0.0.1/32 perm 0 224.0.0.1 mcst 1 8
224.0.0.5/32 user 1 224.0.0.5 mcst 1 8
255.255.255.255/32 perm 0 bcst 2 3

```

## show route inactive-path

|                                    |                                                                                                                                                                                                                                                                                                                                                                                       |
|------------------------------------|---------------------------------------------------------------------------------------------------------------------------------------------------------------------------------------------------------------------------------------------------------------------------------------------------------------------------------------------------------------------------------------|
| <b>List of Syntax</b>              | <a href="#">Syntax on page 263</a><br><a href="#">Syntax (EX Series Switches) on page 263</a>                                                                                                                                                                                                                                                                                         |
| <b>Syntax</b>                      | <b>show route inactive-path</b><br><brief   detail   extensive   terse><br><logical-system (all   <i>logical-system-name</i> )>                                                                                                                                                                                                                                                       |
| <b>Syntax (EX Series Switches)</b> | <b>show route inactive-path</b><br><brief   detail   extensive   terse>                                                                                                                                                                                                                                                                                                               |
| <b>Release Information</b>         | Command introduced before Junos OS Release 7.4.<br>Command introduced in Junos OS Release 9.0 for EX Series switches.                                                                                                                                                                                                                                                                 |
| <b>Description</b>                 | Display routes for destinations that have no active route. An inactive route is a route that was not selected as the best path.                                                                                                                                                                                                                                                       |
| <b>Options</b>                     | <p><b>none</b>—Display all inactive routes.</p> <p><b>brief   detail   extensive   terse</b>—(Optional) Display the specified level of output. If you do not specify a level of output, the system defaults to brief.</p> <p><b>logical-system (all   <i>logical-system-name</i>)</b>—(Optional) Perform this operation on all logical systems or on a particular logical system.</p> |
| <b>Required Privilege Level</b>    | view                                                                                                                                                                                                                                                                                                                                                                                  |
| <b>List of Sample Output</b>       | <a href="#">show route inactive-path on page 263</a><br><a href="#">show route inactive-path detail on page 264</a><br><a href="#">show route inactive-path extensive on page 265</a><br><a href="#">show route inactive-path terse on page 265</a>                                                                                                                                   |
| <b>Output Fields</b>               | For information about output fields, see the output field tables for the <a href="#">show route</a> command, the <a href="#">show route detail</a> command, the <a href="#">show route extensive</a> command, or the <a href="#">show route terse</a> command.                                                                                                                        |

## Sample Output

### show route inactive-path

```

user@host> show route inactive-path

inet.0: 25 destinations, 26 routes (24 active, 0 holddown, 1 hidden)
Restart Complete
+ = Active Route, - = Last Active, * = Both

10.12.100.12/30 [OSPF/10] 03:57:28, metric 1
 > via so-0/3/0.0

private1__inet.0: 2 destinations, 3 routes (2 active, 0 holddown, 0 hidden)
+ = Active Route, - = Last Active, * = Both

```

```

10.0.0.0/8 [Direct/0] 04:39:56
 > via fxp1.0

red.inet.0: 6 destinations, 8 routes (4 active, 0 holddown, 3 hidden)
Restart Complete
+ = Active Route, - = Last Active, * = Both

10.12.80.0/30 [BGP/170] 04:38:17, localpref 100
 AS path: 100 I
 > to 10.12.80.1 via ge-6/3/2.0

iso.0: 1 destinations, 1 routes (1 active, 0 holddown, 0 hidden)
Restart Complete

mpls.0: 4 destinations, 4 routes (4 active, 0 holddown, 0 hidden)
Restart Complete

bgp.l3vpn.0: 3 destinations, 3 routes (0 active, 0 holddown, 3 hidden)
Restart Complete

inet6.0: 2 destinations, 2 routes (2 active, 0 holddown, 0 hidden)
Restart Complete

private1___.inet6.0: 1 destinations, 1 routes (1 active, 0 holddown, 0 hidden)

```

#### show route inactive-path detail

```

user@host> show route inactive-path detail

inet.0: 25 destinations, 26 routes (24 active, 0 holddown, 1 hidden)
Restart Complete

10.12.100.12/30 (2 entries, 1 announced)
 OSPF Preference: 10
 Next-hop reference count: 1
 Next hop: via so-0/3/0.0, selected
 State: <Int>
 Inactive reason: Route Preference
 Local AS: 1
 Age: 3:58:24 Metric: 1
 Area: 0.0.0.0
 Task: OSPF
 AS path: I

private1___.inet.0: 2 destinations, 3 routes (2 active, 0 holddown, 0 hidden)

10.0.0.0/8 (2 entries, 0 announced)
 Direct Preference: 0
 Next hop type: Interface
 Next-hop reference count: 1
 Next hop: via fxp1.0, selected
 State: <NotBest Int>
 Inactive reason: No difference
 Age: 4:40:52
 Task: IF
 AS path: I

red.inet.0: 6 destinations, 8 routes (4 active, 0 holddown, 3 hidden)
Restart Complete

10.12.80.0/30 (2 entries, 1 announced)

```



```

BGP Preference: 170/-101
 Next-hop reference count: 6
 Source: 10.12.80.1
 Next hop: 10.12.80.1 via ge-6/3/2.0, selected
 State: <Ext>
 Inactive reason: Route Preference
 Peer AS: 100
 Age: 4:39:13
 Task: BGP_100.10.12.80.1+179
 AS path: 100 I
 Localpref: 100
 Router ID: 10.0.0.0

```

### show route inactive-path extensive

The output for the **show route inactive-path extensive** command is identical to that of the **show route inactive-path detail** command. For sample output, see [show route inactive-path detail on page 264](#).

### show route inactive-path terse

```

user@host> show route inactive-path terse

inet.0: 25 destinations, 26 routes (24 active, 0 holddown, 1 hidden)
Restart Complete
+ = Active Route, - = Last Active, * = Both

A Destination P Prf Metric 1 Metric 2 Next hop AS path
 10.12.100.12/30 0 10 1 >so-0/3/0.0

private1___.inet.0: 2 destinations, 3 routes (2 active, 0 holddown, 0 hidden)
+ = Active Route, - = Last Active, * = Both

A Destination P Prf Metric 1 Metric 2 Next hop AS path
 10.0.0.0/8 D 0 >fxp1.0

red.inet.0: 6 destinations, 8 routes (4 active, 0 holddown, 3 hidden)
Restart Complete
+ = Active Route, - = Last Active, * = Both

A Destination P Prf Metric 1 Metric 2 Next hop AS path
 10.12.80.0/30 B 170 100 >10.12.80.1 100 I

iso.0: 1 destinations, 1 routes (1 active, 0 holddown, 0 hidden)
Restart Complete

mpls.0: 4 destinations, 4 routes (4 active, 0 holddown, 0 hidden)
Restart Complete

bgp.l3vpn.0: 3 destinations, 3 routes (0 active, 0 holddown, 3 hidden)
Restart Complete

inet6.0: 2 destinations, 2 routes (2 active, 0 holddown, 0 hidden)
Restart Complete

private1___.inet6.0: 1 destinations, 1 routes (1 active, 0 holddown, 0 hidden)

```

## show route inactive-prefix

|                                    |                                                                                                                                                                                                                                                                                                                                                                                                  |
|------------------------------------|--------------------------------------------------------------------------------------------------------------------------------------------------------------------------------------------------------------------------------------------------------------------------------------------------------------------------------------------------------------------------------------------------|
| <b>List of Syntax</b>              | <a href="#">Syntax on page 266</a><br><a href="#">Syntax (EX Series Switches) on page 266</a>                                                                                                                                                                                                                                                                                                    |
| <b>Syntax</b>                      | <pre>show route inactive-prefix &lt;brief   detail   extensive   terse&gt; &lt;logical-system (all   <i>logical-system-name</i>)&gt;</pre>                                                                                                                                                                                                                                                       |
| <b>Syntax (EX Series Switches)</b> | <pre>show route inactive-prefix &lt;brief   detail   extensive   terse&gt;</pre>                                                                                                                                                                                                                                                                                                                 |
| <b>Release Information</b>         | <p>Command introduced before Junos OS Release 7.4.</p> <p>Command introduced in Junos OS Release 9.0 for EX Series switches.</p>                                                                                                                                                                                                                                                                 |
| <b>Description</b>                 | Display inactive route destinations in each routing table.                                                                                                                                                                                                                                                                                                                                       |
| <b>Options</b>                     | <p><b>none</b>—Display all inactive route destination.</p> <p><b>brief   detail   extensive   terse</b>—(Optional) Display the specified level of output. If you do not specify a level of output, the system defaults to brief.</p> <p><b>logical-system (all   <i>logical-system-name</i>)</b>—(Optional) Perform this operation on all logical systems or on a particular logical system.</p> |
| <b>Required Privilege Level</b>    | view                                                                                                                                                                                                                                                                                                                                                                                             |
| <b>List of Sample Output</b>       | <a href="#">show route inactive-prefix on page 266</a><br><a href="#">show route inactive-prefix detail on page 266</a><br><a href="#">show route inactive-prefix extensive on page 267</a><br><a href="#">show route inactive-prefix terse on page 267</a>                                                                                                                                      |
| <b>Output Fields</b>               | For information about output fields, see the output field tables for the <a href="#">show route</a> command, the <a href="#">show route detail</a> command, the <a href="#">show route extensive</a> command, or the <a href="#">show route terse</a> command.                                                                                                                                   |

## Sample Output

### show route inactive-prefix

```
user@host> show route inactive-prefix

inet.0: 14 destinations, 14 routes (13 active, 0 holddown, 1 hidden)
+ = Active Route, - = Last Active, * = Both

127.0.0.1/32 [Direct/0] 00:04:54
> via lo0.0
```

### show route inactive-prefix detail

```
user@host> show route inactive-prefix detail

inet.0: 14 destinations, 14 routes (13 active, 0 holddown, 1 hidden)
```

```

127.0.0.1/32 (1 entry, 0 announced)
 Direct Preference: 0
 Next hop type: Interface
 Next-hop reference count: 1
 Next hop: via lo0.0, selected
 State: <Hidden Martian Int>
 Age: 4:51
 Task: IF
 AS path: I00:04:54
 > via lo0.0

```

### show route inactive-prefix extensive

The output for the **show route inactive-prefix extensive** command is identical to that of the **show route inactive-path detail** command. For sample output, see [show route inactive-prefix detail on page 266](#).

### show route inactive-prefix terse

```
user@host> show route inactive-prefix terse
```

```
inet.0: 18 destinations, 18 routes (17 active, 0 holddown, 1 hidden)
+ = Active Route, - = Last Active, * = Both
```

| A Destination | P Prf | Metric 1 | Metric 2 | Next hop | AS path |
|---------------|-------|----------|----------|----------|---------|
| 127.0.0.1/32  | D 0   |          |          | >lo0.0   |         |

## show route instance

|                                                 |                                                                                                                                                                                                                                                                                                                                                                                                                                                                                                                                                                                                                                                                                                                                                                                                                                                        |
|-------------------------------------------------|--------------------------------------------------------------------------------------------------------------------------------------------------------------------------------------------------------------------------------------------------------------------------------------------------------------------------------------------------------------------------------------------------------------------------------------------------------------------------------------------------------------------------------------------------------------------------------------------------------------------------------------------------------------------------------------------------------------------------------------------------------------------------------------------------------------------------------------------------------|
| <b>List of Syntax</b>                           | <a href="#">Syntax on page 268</a><br><a href="#">Syntax (EX Series Switch and QFX Series) on page 268</a>                                                                                                                                                                                                                                                                                                                                                                                                                                                                                                                                                                                                                                                                                                                                             |
| <b>Syntax</b>                                   | <pre>show route instance &lt;brief   detail   summary&gt; &lt;instance-name&gt; &lt;logical-system (all   logical-system-name)&gt; &lt;operational&gt;</pre>                                                                                                                                                                                                                                                                                                                                                                                                                                                                                                                                                                                                                                                                                           |
| <b>Syntax (EX Series Switch and QFX Series)</b> | <pre>show route instance &lt;brief   detail   summary&gt; &lt;instance-name&gt; &lt;operational&gt;</pre>                                                                                                                                                                                                                                                                                                                                                                                                                                                                                                                                                                                                                                                                                                                                              |
| <b>Release Information</b>                      | <p>Command introduced before Junos OS Release 7.4.</p> <p>Command introduced in Junos OS Release 9.0 for EX Series switches.</p> <p>Command introduced in Junos OS Release 11.3 for the QFX Series.</p>                                                                                                                                                                                                                                                                                                                                                                                                                                                                                                                                                                                                                                                |
| <b>Description</b>                              | Display routing instance information.                                                                                                                                                                                                                                                                                                                                                                                                                                                                                                                                                                                                                                                                                                                                                                                                                  |
| <b>Options</b>                                  | <p><b>none</b>—(Same as <b>brief</b>) Display standard information about all routing instances.</p> <p><b>brief   detail   summary</b>—(Optional) Display the specified level of output. If you do not specify a level of output, the system defaults to <b>brief</b>. (These options are not available with the <b>operational</b> keyword.)</p> <p><b>instance-name</b>—(Optional) Display information for all routing instances whose name begins with this string (for example, <b>cust1</b>, <b>cust11</b>, and <b>cust111</b> are all displayed when you run the <b>show route instance cust1</b> command).</p> <p><b>logical-system (all   logical-system-name)</b>—(Optional) Perform this operation on all logical systems or on a particular logical system.</p> <p><b>operational</b>—(Optional) Display operational routing instances.</p> |
| <b>Required Privilege Level</b>                 | view                                                                                                                                                                                                                                                                                                                                                                                                                                                                                                                                                                                                                                                                                                                                                                                                                                                   |
| <b>List of Sample Output</b>                    | <a href="#">show route instance on page 269</a><br><a href="#">show route instance detail (Graceful Restart Complete) on page 270</a><br><a href="#">show route instance detail (Graceful Restart Incomplete) on page 271</a><br><a href="#">show route instance detail (VPLS Routing Instance) on page 273</a><br><a href="#">show route instance operational on page 274</a><br><a href="#">show route instance summary on page 274</a>                                                                                                                                                                                                                                                                                                                                                                                                              |
| <b>Output Fields</b>                            | <p><a href="#">Table 21 on page 269</a> lists the output fields for the <b>show route instance</b> command. Output fields are listed in the approximate order in which they appear.</p>                                                                                                                                                                                                                                                                                                                                                                                                                                                                                                                                                                                                                                                                |

Table 21: show route instance Output Fields

| Field Name                       | Field Description                                                                                                                                                                                                                                                  | Level of Output           |
|----------------------------------|--------------------------------------------------------------------------------------------------------------------------------------------------------------------------------------------------------------------------------------------------------------------|---------------------------|
| Instance or <i>instance-name</i> | Name of the routing instance.                                                                                                                                                                                                                                      | All levels                |
| Operational Routing Instances    | ( <b>operational</b> keyword only) Names of all operational routing instances.                                                                                                                                                                                     | —                         |
| Type                             | Type of routing instance: <b>forwarding</b> , <b>l2vpn</b> , <b>no-forwarding</b> , <b>vpls</b> , <b>virtual-router</b> , or <b>vrf</b> .                                                                                                                          | All levels                |
| State                            | State of the routing instance: <b>active</b> or <b>inactive</b> .                                                                                                                                                                                                  | <b>brief detail none</b>  |
| Interfaces                       | Name of interfaces belonging to this routing instance.                                                                                                                                                                                                             | <b>brief detail none</b>  |
| Restart State                    | Status of graceful restart for this instance: <b>Pending</b> or <b>Complete</b> .                                                                                                                                                                                  | <b>detail</b>             |
| Path selection timeout           | Maximum amount of time, in seconds, remaining until graceful restart is declared complete. The default is <b>300</b> .                                                                                                                                             | <b>detail</b>             |
| Tables                           | Tables (and number of routes) associated with this routing instance.                                                                                                                                                                                               | <b>brief detail none</b>  |
| Route-distinguisher              | Unique route distinguisher associated with this routing instance.                                                                                                                                                                                                  | <b>detail</b>             |
| Vrf-import                       | VPN routing and forwarding instance import policy name.                                                                                                                                                                                                            | <b>detail</b>             |
| Vrf-export                       | VPN routing and forwarding instance export policy name.                                                                                                                                                                                                            | <b>detail</b>             |
| Vrf-import-target                | VPN routing and forwarding instance import target community name.                                                                                                                                                                                                  | <b>detail</b>             |
| Vrf-export-target                | VPN routing and forwarding instance export target community name.                                                                                                                                                                                                  | <b>detail</b>             |
| Fast-reroute-priority            | Fast reroute priority setting for a VPLS routing instance: <b>high</b> , <b>medium</b> , or <b>low</b> . The default is <b>low</b> .                                                                                                                               | <b>detail</b>             |
| Restart State                    | Restart state: <ul style="list-style-type: none"> <li><b>Pending:protocol-name</b>—List of protocols that have not yet completed graceful restart for this routing table.</li> <li><b>Complete</b>—All protocols have restarted for this routing table.</li> </ul> | <b>detail</b>             |
| Primary rib                      | Primary table for this routing instance.                                                                                                                                                                                                                           | <b>brief none summary</b> |
| Active/holddown/hidden           | Number of active, hold-down, and hidden routes.                                                                                                                                                                                                                    | All levels                |

## Sample Output

### show route instance

```

user@host> show route instance
Instance Type
 Primary RIB
master forwarding
Active/holddown/hidden

```

|                                 |        |
|---------------------------------|--------|
| inet.0                          | 16/0/1 |
| iso.0                           | 1/0/0  |
| mpls.0                          | 0/0/0  |
| inet6.0                         | 2/0/0  |
| l2circuit.0                     | 0/0/0  |
| __juniper_private1__ forwarding |        |
| __juniper_private1__.inet.0     | 12/0/0 |
| __juniper_private1__.inet6.0    | 1/0/0  |

### show route instance detail (Graceful Restart Complete)

```

user@host> show route instance detail
master:
 Router ID: 10.255.14.176
 Type: forwarding State: Active
 Restart State: Complete Path selection timeout: 300
 Tables:
 inet.0 : 17 routes (15 active, 0 holddown, 1 hidden)
 Restart Complete
 inet.3 : 2 routes (2 active, 0 holddown, 0 hidden)
 Restart Complete
 iso.0 : 1 routes (1 active, 0 holddown, 0 hidden)
 Restart Complete
 mpls.0 : 19 routes (19 active, 0 holddown, 0 hidden)
 Restart Complete
 bgp.l3vpn.0 : 10 routes (10 active, 0 holddown, 0 hidden)
 Restart Complete
 inet6.0 : 2 routes (2 active, 0 holddown, 0 hidden)
 Restart Complete
 bgp.l2vpn.0 : 1 routes (1 active, 0 holddown, 0 hidden)
 Restart Complete
 BGP-INET:
 Router ID: 10.69.103.1
 Type: vrf State: Active
 Restart State: Complete Path selection timeout: 300
 Interfaces:
 t3-0/0/0.103
 Route-distinguisher: 10.255.14.176:103
 Vrf-import: [BGP-INET-import]
 Vrf-export: [BGP-INET-export]
 Tables:
 BGP-INET.inet.0 : 4 routes (4 active, 0 holddown, 0 hidden)
 Restart Complete
 BGP-L:
 Router ID: 10.69.104.1
 Type: vrf State: Active
 Restart State: Complete Path selection timeout: 300
 Interfaces:
 t3-0/0/0.104
 Route-distinguisher: 10.255.14.176:104
 Vrf-import: [BGP-L-import]
 Vrf-export: [BGP-L-export]
 Tables:
 BGP-L.inet.0 : 4 routes (4 active, 0 holddown, 0 hidden)
 Restart Complete
 BGP-L.mpls.0 : 3 routes (3 active, 0 holddown, 0 hidden)
 Restart Complete
 L2VPN:
 Router ID: 0.0.0.0
 Type: l2vpn State: Active
 Restart State: Complete Path selection timeout: 300

```

```

Interfaces:
 t3-0/0/0.512
Route-distinguisher: 10.255.14.176:512
Vrf-import: [L2VPN-import]
Vrf-export: [L2VPN-export]
Tables:
 L2VPN.l2vpn.0 : 2 routes (2 active, 0 holddown, 0 hidden)
Restart Complete
LDP:
Router ID: 10.69.105.1
Type: vrf State: Active
Restart State: Complete Path selection timeout: 300
Interfaces:
 t3-0/0/0.105
Route-distinguisher: 10.255.14.176:105
Vrf-import: [LDP-import]
Vrf-export: [LDP-export]
Tables:
 LDP.inet.0 : 5 routes (4 active, 0 holddown, 0 hidden)
Restart Complete
OSPF:
Router ID: 10.69.101.1
Type: vrf State: Active
Restart State: Complete Path selection timeout: 300
Interfaces:
 t3-0/0/0.101
Route-distinguisher: 10.255.14.176:101
Vrf-import: [OSPF-import]
Vrf-export: [OSPF-export]
Vrf-import-target: [target:11111
Tables:
 OSPF.inet.0 : 8 routes (7 active, 0 holddown, 0 hidden)
Restart Complete
RIP:
Router ID: 10.69.102.1
Type: vrf State: Active
Restart State: Complete Path selection timeout: 300
Interfaces:
 t3-0/0/0.102
Route-distinguisher: 10.255.14.176:102
Vrf-import: [RIP-import]
Vrf-export: [RIP-export]
Tables:
 RIP.inet.0 : 6 routes (6 active, 0 holddown, 0 hidden)
Restart Complete
STATIC:
Router ID: 10.69.100.1
Type: vrf State: Active
Restart State: Complete Path selection timeout: 300
Interfaces:
 t3-0/0/0.100
Route-distinguisher: 10.255.14.176:100
Vrf-import: [STATIC-import]
Vrf-export: [STATIC-export]
Tables:
 STATIC.inet.0 : 4 routes (4 active, 0 holddown, 0 hidden)
Restart Complete

```

### show route instance detail (Graceful Restart Incomplete)

```
user@host> show route instance detail
```

```

master:
 Router ID: 10.255.14.176
 Type: forwarding State: Active
 Restart State: Pending Path selection timeout: 300
 Tables:
 inet.0 : 17 routes (15 active, 1 holddown, 1 hidden)
 Restart Pending: OSPF LDP
 inet.3 : 2 routes (2 active, 0 holddown, 0 hidden)
 Restart Pending: OSPF LDP
 iso.0 : 1 routes (1 active, 0 holddown, 0 hidden)
 Restart Complete
 mpls.0 : 23 routes (23 active, 0 holddown, 0 hidden)
 Restart Pending: LDP VPN
 bgp.l3vpn.0 : 10 routes (10 active, 0 holddown, 0 hidden)
 Restart Pending: BGP VPN
 inet6.0 : 2 routes (2 active, 0 holddown, 0 hidden)
 Restart Complete
 bgp.l2vpn.0 : 1 routes (1 active, 0 holddown, 0 hidden)
 Restart Pending: BGP VPN
BGP-INET:
 Router ID: 10.69.103.1
 Type: vrf State: Active
 Restart State: Pending Path selection timeout: 300
 Interfaces:
 t3-0/0/0.103
 Route-distinguisher: 10.255.14.176:103
 Vrf-import: [BGP-INET-import]
 Vrf-export: [BGP-INET-export]
 Tables:
 BGP-INET.inet.0 : 6 routes (5 active, 0 holddown, 0 hidden)
 Restart Pending: VPN
BGP-L:
 Router ID: 10.69.104.1
 Type: vrf State: Active
 Restart State: Pending Path selection timeout: 300
 Interfaces:
 t3-0/0/0.104
 Route-distinguisher: 10.255.14.176:104
 Vrf-import: [BGP-L-import]
 Vrf-export: [BGP-L-export]
 Tables:
 BGP-L.inet.0 : 6 routes (5 active, 0 holddown, 0 hidden)
 Restart Pending: VPN
 BGP-L.mpls.0 : 2 routes (2 active, 0 holddown, 0 hidden)
 Restart Pending: VPN
L2VPN:
 Router ID: 0.0.0.0
 Type: l2vpn State: Active
 Restart State: Pending Path selection timeout: 300
 Interfaces:
 t3-0/0/0.512
 Route-distinguisher: 10.255.14.176:512
 Vrf-import: [L2VPN-import]
 Vrf-export: [L2VPN-export]
 Tables:
 L2VPN.l2vpn.0 : 2 routes (2 active, 0 holddown, 0 hidden)
 Restart Pending: VPN L2VPN
LDP:
 Router ID: 10.69.105.1
 Type: vrf State: Active
 Restart State: Pending Path selection timeout: 300

```



```

Interfaces:
 t3-0/0/0.105
Route-distinguisher: 10.255.14.176:105
Vrf-import: [LDP-import]
Vrf-export: [LDP-export]
Tables:
 LDP.inet.0 : 5 routes (4 active, 1 holddown, 0 hidden)
Restart Pending: OSPF LDP VPN
OSPF:
 Router ID: 10.69.101.1
 Type: vrf State: Active
 Restart State: Pending Path selection timeout: 300
 Interfaces:
 t3-0/0/0.101
 Route-distinguisher: 10.255.14.176:101
 Vrf-import: [OSPF-import]
 Vrf-export: [OSPF-export]
 Tables:
 OSPF.inet.0 : 8 routes (7 active, 1 holddown, 0 hidden)
Restart Pending: OSPF VPN
RIP:
 Router ID: 10.69.102.1
 Type: vrf State: Active
 Restart State: Pending Path selection timeout: 300
 Interfaces:
 t3-0/0/0.102
 Route-distinguisher: 10.255.14.176:102
 Vrf-import: [RIP-import]
 Vrf-export: [RIP-export]
 Tables:
 RIP.inet.0 : 8 routes (6 active, 2 holddown, 0 hidden)
Restart Pending: RIP VPN
STATIC:
 Router ID: 10.69.100.1
 Type: vrf State: Active
 Restart State: Pending Path selection timeout: 300
 Interfaces:
 t3-0/0/0.100
 Route-distinguisher: 10.255.14.176:100
 Vrf-import: [STATIC-import]
 Vrf-export: [STATIC-export]
 Tables:
 STATIC.inet.0 : 4 routes (4 active, 0 holddown, 0 hidden)
Restart Pending: VPN

```

#### show route instance detail (VPLS Routing Instance)

```

user@host> show route instance detail test-vpls
test-vpls:
 Router ID: 0.0.0.0
 Type: vpls State: Active
 Interfaces:
 lsi.1048833
 lsi.1048832
 fe-0/1/0.513
 Route-distinguisher: 10.255.37.65:1
 Vrf-import: [__vrf-import-test-vpls-internal__]
 Vrf-export: [__vrf-export-test-vpls-internal__]
 Vrf-import-target: [target:300:1]
 Vrf-export-target: [target:300:1]
 Fast-reroute-priority: high

```

Tables:  
 test-vpls.l2vpn.0 : 3 routes (3 active, 0 holddown, 0 hidden)

### show route instance operational

```
user@host> show route instance operational
Operational Routing Instances:
```

```
master
default
```

### show route instance summary

```
user@host> show route instance summary
```

| Instance | Type       | Primary rib      | Active/holddown/hidden |
|----------|------------|------------------|------------------------|
| master   | forwarding |                  |                        |
|          |            | inet.0           | 15/0/1                 |
|          |            | iso.0            | 1/0/0                  |
|          |            | mpls.0           | 35/0/0                 |
|          |            | l3vpn.0          | 0/0/0                  |
|          |            | inet6.0          | 2/0/0                  |
|          |            | l2vpn.0          | 0/0/0                  |
|          |            | l2circuit.0      | 0/0/0                  |
| BGP-INET | vrf        |                  |                        |
|          |            | BGP-INET.inet.0  | 5/0/0                  |
|          |            | BGP-INET.iso.0   | 0/0/0                  |
|          |            | BGP-INET.inet6.0 | 0/0/0                  |
| BGP-L    | vrf        |                  |                        |
|          |            | BGP-L.inet.0     | 5/0/0                  |
|          |            | BGP-L.iso.0      | 0/0/0                  |
|          |            | BGP-L.mpls.0     | 4/0/0                  |
|          |            | BGP-L.inet6.0    | 0/0/0                  |
| L2VPN    | l2vpn      |                  |                        |
|          |            | L2VPN.inet.0     | 0/0/0                  |
|          |            | L2VPN.iso.0      | 0/0/0                  |
|          |            | L2VPN.inet6.0    | 0/0/0                  |
|          |            | L2VPN.l2vpn.0    | 2/0/0                  |
| LDP      | vrf        |                  |                        |
|          |            | LDP.inet.0       | 4/0/0                  |
|          |            | LDP.iso.0        | 0/0/0                  |
|          |            | LDP.mpls.0       | 0/0/0                  |
|          |            | LDP.inet6.0      | 0/0/0                  |
|          |            | LDP.l2circuit.0  | 0/0/0                  |
| OSPF     | vrf        |                  |                        |
|          |            | OSPF.inet.0      | 7/0/0                  |
|          |            | OSPF.iso.0       | 0/0/0                  |
|          |            | OSPF.inet6.0     | 0/0/0                  |
| RIP      | vrf        |                  |                        |
|          |            | RIP.inet.0       | 6/0/0                  |
|          |            | RIP.iso.0        | 0/0/0                  |
|          |            | RIP.inet6.0      | 0/0/0                  |
| STATIC   | vrf        |                  |                        |
|          |            | STATIC.inet.0    | 4/0/0                  |
|          |            | STATIC.iso.0     | 0/0/0                  |
|          |            | STATIC.inet6.0   | 0/0/0                  |

## show route label

|                                    |                                                                                                                                                                                                                                                                                                                                                                                                                                                    |
|------------------------------------|----------------------------------------------------------------------------------------------------------------------------------------------------------------------------------------------------------------------------------------------------------------------------------------------------------------------------------------------------------------------------------------------------------------------------------------------------|
| <b>List of Syntax</b>              | <a href="#">Syntax on page 275</a><br><a href="#">Syntax (EX Series Switches) on page 275</a>                                                                                                                                                                                                                                                                                                                                                      |
| <b>Syntax</b>                      | show route label <i>label</i><br><brief   detail   extensive   terse><br><logical-system (all   <i>logical-system-name</i> )>                                                                                                                                                                                                                                                                                                                      |
| <b>Syntax (EX Series Switches)</b> | show route label <i>label</i><br><brief   detail   extensive   terse>                                                                                                                                                                                                                                                                                                                                                                              |
| <b>Release Information</b>         | Command introduced before Junos OS Release 7.4.<br>Command introduced in Junos OS Release 9.5 for EX Series switches.                                                                                                                                                                                                                                                                                                                              |
| <b>Description</b>                 | Display the routes based on a specified Multiprotocol Label Switching (MPLS) label value.                                                                                                                                                                                                                                                                                                                                                          |
| <b>Options</b>                     | <p><i>label</i>—Value of the MPLS label.</p> <p><b>brief   detail   extensive   terse</b>—(Optional) Display the specified level of output. If you do not specify a level of output, the system defaults to brief.</p> <p><b>logical-system (all   <i>logical-system-name</i>)</b>—(Optional) Perform this operation on all logical systems or on a particular logical system.</p>                                                                 |
| <b>Required Privilege Level</b>    | view                                                                                                                                                                                                                                                                                                                                                                                                                                               |
| <b>Related Documentation</b>       | <ul style="list-style-type: none"> <li><a href="#">Example: Configuring Multipoint LDP In-Band Signaling for Point-to-Multipoint LSPs</a></li> </ul>                                                                                                                                                                                                                                                                                               |
| <b>List of Sample Output</b>       | <a href="#">show route label terse on page 275</a><br><a href="#">show route label on page 276</a><br><a href="#">show route label detail on page 276</a><br><a href="#">show route label detail (Multipoint LDP Inband Signaling for Point-to-Multipoint LSPs) on page 276</a><br><a href="#">show route label detail (Multipoint LDP with Multicast-Only Fast Reroute) on page 277</a><br><a href="#">show route label extensive on page 277</a> |
| <b>Output Fields</b>               | For information about output fields, see the output field table for the <a href="#">show route</a> command, the <a href="#">show route detail</a> command, the <a href="#">show route extensive</a> command, or the <a href="#">show route terse</a> command.                                                                                                                                                                                      |

## Sample Output

### show route label terse

```

user@host> show route label 100016 terse

mpls.0: 4 destinations, 4 routes (4 active, 0 holddown, 0 hidden)
Restart Complete
+ = Active Route, - = Last Active, * = Both

```

| A Destination | P Prf | Metric 1 | Metric 2 | Next hop    | AS path |
|---------------|-------|----------|----------|-------------|---------|
| * 100016      | V 170 |          |          | >10.12.80.1 |         |

### show route label

```
user@host> show route label 100016
```

```
mpls.0: 4 destinations, 4 routes (4 active, 0 holddown, 0 hidden)
Restart Complete
+ = Active Route, - = Last Active, * = Both
100016 *[VPN/170] 03:25:41
 > to 10.12.80.1 via ge-6/3/2.0, Pop
```

### show route label detail

```
user@host> show route label 100016 detail
```

```
mpls.0: 4 destinations, 4 routes (4 active, 0 holddown, 0 hidden)
Restart Complete
100016 (1 entry, 1 announced)
 *VPN Preference: 170
 Next-hop reference count: 2
 Source: 10.12.80.1
 Next hop: 10.12.80.1 via ge-6/3/2.0, selected
 Label operation: Pop
 State: <Active Int Ext>
 Local AS: 1
 Age: 3:23:31
 Task: BGP.0.0.0.0+179
 Announcement bits (1): 0-KRT
 AS path: 100 I
 Ref Cnt: 2
```

### show route label detail (Multipoint LDP Inband Signaling for Point-to-Multipoint LSPs)

```
user@host> show route label 299872 detail
```

```
mpls.0: 13 destinations, 13 routes (13 active, 0 holddown, 0 hidden)
299872 (1 entry, 1 announced)
 *LDP Preference: 9
 Next hop type: Flood
 Next-hop reference count: 3
 Address: 0x9097d90
 Next hop: via vt-0/1/0.1
 Next-hop index: 661
 Label operation: Pop
 Address: 0x9172130
 Next hop: via so-0/0/3.0
 Next-hop index: 654
 Label operation: Swap 299872
 State: **Active Int>
 Local AS: 1001
 Age: 8:20 Metric: 1
 Task: LDP
 Announcement bits (1): 0-KRT
 AS path: I
 FECs bound to route: P2MP root-addr 10.255.72.166, grp 232.1.1.1,
src 192.168.142.2
```

**show route label detail (Multipoint LDP with Multicast-Only Fast Reroute)**

```

user@host> show route label 301568 detail

mpls.0: 18 destinations, 18 routes (18 active, 0 holddown, 0 hidden)
301568 (1 entry, 1 announced)
 *LDP Preference: 9
 Next hop type: Flood
 Address: 0x2735208
 Next-hop reference count: 3
 Next hop type: Router, Next hop index: 1397
 Address: 0x2735d2c
 Next-hop reference count: 3
 Next hop: 1.3.8.2 via ge-1/2/22.0
 Label operation: Pop
 Load balance label: None;
 Next hop type: Router, Next hop index: 1395
 Address: 0x2736290
 Next-hop reference count: 3
 Next hop: 1.3.4.2 via ge-1/2/18.0
 Label operation: Pop
 Load balance label: None;
 State: <Active Int AckRequest MulticastRPF>
 Local AS: 10
 Age: 54:05 Metric: 1
 Validation State: unverified
 Task: LDP
 Announcement bits (1): 0-KRT
 AS path: I
 FECs bound to route: P2MP root-addr 1.1.1.1, grp: 232.1.1.1, src:
192.168.219.11
 Primary Upstream : 1.1.1.3:0--1.1.1.2:0
 RPF Nexthops :
 ge-1/2/15.0, 1.2.94.1, Label: 301568, weight: 0x1
 ge-1/2/14.0, 1.2.3.1, Label: 301568, weight: 0x1
 Backup Upstream : 1.1.1.3:0--1.1.1.6:0
 RPF Nexthops :
 ge-1/2/20.0, 1.2.96.1, Label: 301584, weight: 0xffffe
 ge-1/2/19.0, 1.3.6.1, Label: 301584, weight: 0xffffe

```

**show route label extensive**

The output for the **show route label extensive** command is identical to that of the **show route label detail** command. For sample output, see [show route label detail on page 276](#).

## show route label-switched-path

|                                    |                                                                                                                                                                                                                                                                                                     |
|------------------------------------|-----------------------------------------------------------------------------------------------------------------------------------------------------------------------------------------------------------------------------------------------------------------------------------------------------|
| <b>List of Syntax</b>              | <a href="#">Syntax on page 278</a><br><a href="#">Syntax (EX Series Switches) on page 278</a>                                                                                                                                                                                                       |
| <b>Syntax</b>                      | <b>show route label-switched-path</b> <i>path-name</i><br><brief   detail   extensive   terse><br><logical-system (all   <i>logical-system-name</i> )>                                                                                                                                              |
| <b>Syntax (EX Series Switches)</b> | <b>show route label-switched-path</b> <i>path-name</i><br><brief   detail   extensive   terse>                                                                                                                                                                                                      |
| <b>Release Information</b>         | Command introduced before Junos OS Release 7.4.<br>Command introduced in Junos OS Release 9.5 for EX Series switches.                                                                                                                                                                               |
| <b>Description</b>                 | Display the routes used in an MPLS label-switched path (LSP).                                                                                                                                                                                                                                       |
| <b>Options</b>                     | <b>brief   detail   extensive   terse</b> —(Optional) Display the specified level of output.<br><br><i>path-name</i> —LSP tunnel name.<br><br><b>logical-system (all   <i>logical-system-name</i>)</b> —(Optional) Perform this operation on all logical systems or on a particular logical system. |
| <b>Required Privilege Level</b>    | view                                                                                                                                                                                                                                                                                                |
| <b>List of Sample Output</b>       | <a href="#">show route label-switched-path on page 278</a>                                                                                                                                                                                                                                          |
| <b>Output Fields</b>               | For information about output fields, see the output field tables for the <a href="#">show route</a> command, the <a href="#">show route detail</a> command, the <a href="#">show route extensive</a> command, or the <a href="#">show route terse</a> command.                                      |

## Sample Output

### show route label-switched-path

```

user@host> show route label-switched-path sf-to-ny
inet.0: 29 destinations, 29 routes (29 active, 0 holddown, 0 hidden)
+ = Active Route, - = Last Active, * = Both

1.1.1.1/32 [MPLS/7] 00:00:06, metric 0
> to 111.222.1.9 via s0-0/0/0, label-switched-path sf-to-ny
3.3.3.3/32 *[MPLS/7] 00:00:06, metric 0
> to 111.222.1.9 via s0-0/0/0, label-switched-path sf-to-ny

inet.3: 3 destinations, 3 routes (3 active, 0 holddown, 0 hidden)
+ = Active Route, - = Last Active, * = Both

2.2.2.2/32 *[MPLS/7] 00:00:06, metric 0
> to 111.222.1.9 via s0-0/0/0, label-switched-path sf-to-ny
4.4.4.4/32 *[MPLS/7] 00:00:06, metric 0
> to 111.222.1.9 via s0-0/0/0, label-switched-path abc
> to 111.222.1.9 via s0-0/0/0, label-switched-path xyz
> to 111.222.1.9 via s0-0/0/0, label-switched-path sf-to-ny

```

```
111.222.1.9/32 [MPLS/7] 00:00:06, metric 0
 > to 111.222.1.9 via s0-0/0/0, label-switched-path sf-to-ny
```

```
iso.0: 1 destinations, 1 routes (1 active, 0 holddown, 0 hidden)
+ = Active Route, - = Last Active, * = Both
```

```
mpls.0: 2 destinations, 2 routes (2 active, 0 holddown, 0 hidden)
+ = Active Route, - = Last Active, * = Both
```

## show route martians

**List of Syntax** [Syntax on page 280](#)  
[Syntax \(EX Series Switches\) on page 280](#)

**Syntax** show route martians  
 <logical-system (all | *logical-system-name*)>  
 <table *routing-table-name*>

**Syntax (EX Series Switches)** show route martians  
 <table *routing-table-name*>

**Release Information** Command introduced before Junos OS Release 7.4.  
 Command introduced in Junos OS Release 9.0 for EX Series switches.

**Description** Display the martian (invalid and ignored) entries associated with each routing table.

**Options** **none**—Display standard information about route martians for all routing tables.

**logical-system (all | *logical-system-name*)**—(Optional) Perform this operation on all logical systems or on a particular logical system.

**table *routing-table-name***—(Optional) Display information about route martians for all routing tables whose name begins with this string (for example, **inet.0** and **inet6.0** are both displayed when you run the **show route martians table inet** command).

**Required Privilege Level** view

**Related Documentation**

- *Example: Configuring Class E Martian Addresses for Routing*
- *Understanding Martian Addresses*

**List of Sample Output** [show route martians on page 281](#)

**Output Fields** [Table 22 on page 280](#) lists the output fields for the **show route martians** command. Output fields are listed in the approximate order in which they appear

**Table 22: show route martians Output Fields**

| Field Name                | Field Description                                           |
|---------------------------|-------------------------------------------------------------|
| <i>table-name</i>         | Name of the route table in which the route martians reside. |
| <i>destination-prefix</i> | Route destination.                                          |
| <i>match value</i>        | Route match parameter.                                      |
| <i>status</i>             | Status of the route: <b>allowed</b> or <b>disallowed</b> .  |



## Sample Output

### show route martians

```

user@host> show route martians

inet.0:
 0.0.0.0/0 exact -- allowed
 0.0.0.0/8 orlonger -- disallowed
 127.0.0.0/8 orlonger -- disallowed
 192.0.0.0/24 orlonger -- disallowed
 240.0.0.0/4 orlonger -- disallowed
 224.0.0.0/4 exact -- disallowed
 224.0.0.0/24 exact -- disallowed

inet.1:
 0.0.0.0/0 exact -- allowed
 0.0.0.0/8 orlonger -- disallowed
 127.0.0.0/8 orlonger -- disallowed
 192.0.0.0/24 orlonger -- disallowed
 240.0.0.0/4 orlonger -- disallowed

inet.2:
 0.0.0.0/0 exact -- allowed
 0.0.0.0/8 orlonger -- disallowed
 127.0.0.0/8 orlonger -- disallowed
 192.0.0.0/24 orlonger -- disallowed
 240.0.0.0/4 orlonger -- disallowed
 224.0.0.0/4 exact -- disallowed
 224.0.0.0/24 exact -- disallowed

inet.3:
 0.0.0.0/0 exact -- allowed
 0.0.0.0/8 orlonger -- disallowed
 127.0.0.0/8 orlonger -- disallowed
 192.0.0.0/24 orlonger -- disallowed
 240.0.0.0/4 orlonger -- disallowed
 224.0.0.0/4 exact -- disallowed
 224.0.0.0/24 exact -- disallowed

...

inet6.0:
 ::1/128 exact -- disallowed
 ff00::/8 exact -- disallowed
 ff02::/16 exact -- disallowed

inet6.1:
 ::1/128 exact -- disallowed

inet6.2:
 ::1/128 exact -- disallowed
 ff00::/8 exact -- disallowed
 ff02::/16 exact -- disallowed

inet6.3:
 ::1/128 exact -- disallowed
 ff00::/8 exact -- disallowed
 ff02::/16 exact -- disallowed

...

```

## show route next-hop

|                                    |                                                                                                                                                                                                                                                                                                            |
|------------------------------------|------------------------------------------------------------------------------------------------------------------------------------------------------------------------------------------------------------------------------------------------------------------------------------------------------------|
| <b>List of Syntax</b>              | <a href="#">Syntax on page 282</a><br><a href="#">Syntax (EX Series Switches) on page 282</a>                                                                                                                                                                                                              |
| <b>Syntax</b>                      | <b>show route next-hop</b> <i>next-hop</i><br><brief   detail   extensive   terse><br><logical-system (all   <i>logical-system-name</i> )>                                                                                                                                                                 |
| <b>Syntax (EX Series Switches)</b> | <b>show route next-hop</b> <i>next-hop</i><br><brief   detail   extensive   terse>                                                                                                                                                                                                                         |
| <b>Release Information</b>         | Command introduced before Junos OS Release 7.4.<br>Command introduced in Junos OS Release 9.0 for EX Series switches.                                                                                                                                                                                      |
| <b>Description</b>                 | Display the entries in the routing table that are being sent to the specified next-hop address.                                                                                                                                                                                                            |
| <b>Options</b>                     | <b>brief   detail   extensive   terse</b> —(Optional) Display the specified level of output.<br><br><b>logical-system (all   <i>logical-system-name</i>)</b> —(Optional) Perform this operation on all logical systems or on a particular logical system.<br><br><b><i>next-hop</i></b> —Next-hop address. |
| <b>Required Privilege Level</b>    | view                                                                                                                                                                                                                                                                                                       |
| <b>List of Sample Output</b>       | <a href="#">show route next-hop on page 282</a><br><a href="#">show route next-hop detail on page 283</a><br><a href="#">show route next-hop extensive on page 285</a><br><a href="#">show route next-hop terse on page 286</a>                                                                            |
| <b>Output Fields</b>               | For information about output fields, see the output field tables for the <a href="#">show route</a> command, the <a href="#">show route detail</a> command, the <a href="#">show route extensive</a> command, or the <a href="#">show route terse</a> command.                                             |

## Sample Output

### show route next-hop

```

user@host> show route next-hop 192.168.71.254

inet.0: 18 destinations, 18 routes (17 active, 0 holddown, 1 hidden)
Restart Complete
+ = Active Route, - = Last Active, * = Both

10.10.0.0/16 *[Static/5] 06:26:25
 > to 192.168.71.254 via fxp0.0
10.209.0.0/16 *[Static/5] 06:26:25
 > to 192.168.71.254 via fxp0.0
172.16.0.0/12 *[Static/5] 06:26:25
 > to 192.168.71.254 via fxp0.0
192.168.0.0/16 *[Static/5] 06:26:25

```

```

> to 192.168.71.254 via fxp0.0
192.168.102.0/23 *[Static/5] 06:26:25
> to 192.168.71.254 via fxp0.0
207.17.136.0/24 *[Static/5] 06:26:25
> to 192.168.71.254 via fxp0.0
207.17.136.192/32 *[Static/5] 06:26:25
> to 192.168.71.254 via fxp0.0

private1___.inet.0: 2 destinations, 3 routes (2 active, 0 holddown, 0 hidden)

red.inet.0: 4 destinations, 5 routes (4 active, 0 holddown, 0 hidden)
Restart Complete

iso.0: 1 destinations, 1 routes (1 active, 0 holddown, 0 hidden)
Restart Complete

mpls.0: 4 destinations, 4 routes (4 active, 0 holddown, 0 hidden)
Restart Complete

inet6.0: 2 destinations, 2 routes (2 active, 0 holddown, 0 hidden)
Restart Complete

private1___.inet6.0: 1 destinations, 1 routes (1 active, 0 holddown, 0 hidden)

```

#### show route next-hop detail

```

user@host> show route next-hop 192.168.71.254 detail

inet.0: 18 destinations, 18 routes (17 active, 0 holddown, 1 hidden)
Restart Complete
10.10.0.0/16 (1 entry, 1 announced)
 *Static Preference: 5
 Next-hop reference count: 36
 Next hop: 192.168.71.254 via fxp0.0, selected
 State: <Active NoReadvrt Int Ext>
 Local AS: 1
 Age: 6:27:41
 Task: RT
 Announcement bits (3): 0-KRT 3-Resolve tree 1 5-Resolve tree 2
 AS path: I

10.209.0.0/16 (1 entry, 1 announced)
 *Static Preference: 5
 Next-hop reference count: 36
 Next hop: 192.168.71.254 via fxp0.0, selected
 State: <Active NoReadvrt Int Ext>
 Local AS: 1
 Age: 6:27:41
 Task: RT
 Announcement bits (3): 0-KRT 3-Resolve tree 1 5-Resolve tree 2
 AS path: I

172.16.0.0/12 (1 entry, 1 announced)
 *Static Preference: 5
 Next-hop reference count: 36
 Next hop: 192.168.71.254 via fxp0.0, selected
 State: <Active NoReadvrt Int Ext>
 Local AS: 1
 Age: 6:27:41
 Task: RT
 Announcement bits (3): 0-KRT 3-Resolve tree 1 5-Resolve tree 2

```

```

AS path: I

192.168.0.0/16 (1 entry, 1 announced)
 *Static Preference: 5
 Next-hop reference count: 36
 Next hop: 192.168.71.254 via fxp0.0, selected
 State: <Active NoReadvrt Int Ext>
 Local AS: 1
 Age: 6:27:41
 Task: RT
 Announcement bits (3): 0-KRT 3-Resolve tree 1 5-Resolve tree 2
 AS path: I

192.168.102.0/23 (1 entry, 1 announced)
 *Static Preference: 5
 Next-hop reference count: 36
 Next hop: 192.168.71.254 via fxp0.0, selected
 State: <Active NoReadvrt Int Ext>
 Local AS: 1
 Age: 6:27:41
 Task: RT
 Announcement bits (3): 0-KRT 3-Resolve tree 1 5-Resolve tree 2
 AS path: I

207.17.136.0/24 (1 entry, 1 announced)
 *Static Preference: 5
 Next-hop reference count: 36
 Next hop: 192.168.71.254 via fxp0.0, selected
 State: <Active NoReadvrt Int Ext>
 Local AS: 1
 Age: 6:27:41
 Task: RT
 Announcement bits (3): 0-KRT 3-Resolve tree 1 5-Resolve tree 2
 AS path: I

207.17.136.192/32 (1 entry, 1 announced)
 *Static Preference: 5
 Next-hop reference count: 36
 Next hop: 192.168.71.254 via fxp0.0, selected
 State: <Active NoReadvrt Int Ext>
 Local AS: 1
 Age: 6:27:41
 Task: RT
 Announcement bits (3): 0-KRT 3-Resolve tree 1 5-Resolve tree 2
 AS path: I

private1___.inet.0: 2 destinations, 3 routes (2 active, 0 holddown, 0 hidden)

red.inet.0: 4 destinations, 5 routes (4 active, 0 holddown, 0 hidden)
Restart Complete

iso.0: 1 destinations, 1 routes (1 active, 0 holddown, 0 hidden)
Restart Complete

mpls.0: 4 destinations, 4 routes (4 active, 0 holddown, 0 hidden)
Restart Complete

inet6.0: 2 destinations, 2 routes (2 active, 0 holddown, 0 hidden)
Restart Complete

private1___.inet6.0: 1 destinations, 1 routes (1 active, 0 holddown, 0 hidden)

```

**show route next-hop extensive**

```
user@host> show route next-hop 192.168.71.254 extensive
```

```
inet.0: 18 destinations, 18 routes (17 active, 0 holddown, 1 hidden)
```

```
10.10.0.0/16 (1 entry, 1 announced)
```

```
TSI:
```

```
KRT in-kernel 10.10.0.0/16 -> {192.168.71.254}
```

```
*Static Preference: 5
```

```
Next-hop reference count: 22
```

```
Next hop: 192.168.71.254 via fxp0.0, selected
```

```
State: <Active NoReadvrt Int Ext>
```

```
Local AS: 69
```

```
Age: 2:02:28
```

```
Task: RT
```

```
Announcement bits (1): 0-KRT
```

```
AS path: I
```

```
10.209.0.0/16 (1 entry, 1 announced)
```

```
TSI:
```

```
KRT in-kernel 10.209.0.0/16 -> {192.168.71.254}
```

```
*Static Preference: 5
```

```
Next-hop reference count: 22
```

```
Next hop: 192.168.71.254 via fxp0.0, selected
```

```
State: <Active NoReadvrt Int Ext>
```

```
Local AS: 69
```

```
Age: 2:02:28
```

```
Task: RT
```

```
Announcement bits (1): 0-KRT
```

```
AS path: I
```

```
172.16.0.0/12 (1 entry, 1 announced)
```

```
TSI:
```

```
KRT in-kernel 172.16.0.0/12 -> {192.168.71.254}
```

```
*Static Preference: 5
```

```
Next-hop reference count: 22
```

```
Next hop: 192.168.71.254 via fxp0.0, selected
```

```
State: <Active NoReadvrt Int Ext>
```

```
Local AS: 69
```

```
Age: 2:02:28
```

```
Task: RT
```

```
Announcement bits (1): 0-KRT
```

```
AS path: I
```

```
192.168.0.0/16 (1 entry, 1 announced)
```

```
TSI:
```

```
KRT in-kernel 192.168.0.0/16 -> {192.168.71.254}
```

```
*Static Preference: 5
```

```
Next-hop reference count: 22
```

```
Next hop: 192.168.71.254 via fxp0.0, selected
```

```
State: <Active NoReadvrt Int Ext>
```

```
Local AS: 69
```

```
Age: 2:02:28
```

```
Task: RT
```

```
Announcement bits (1): 0-KRT
```

```
AS path: I
```

```
192.168.102.0/23 (1 entry, 1 announced)
```

```
TSI:
```

```
KRT in-kernel 192.168.102.0/23 -> {192.168.71.254}
```

```
*Static Preference: 5
```

```

Next-hop reference count: 22
Next hop: 192.168.71.254 via fxp0.0, selected
State: <Active NoReadvrt Int Ext>
Local AS: 69
Age: 2:02:28
Task: RT
Announcement bits (1): 0-KRT
AS path: I

207.17.136.0/24 (1 entry, 1 announced)
TSI:
KRT in-kernel 207.17.136.0/24 -> {192.168.71.254}
*Static Preference: 5
Next-hop reference count: 22
Next hop: 192.168.71.254 via fxp0.0, selected
State: <Active NoReadvrt Int Ext>
Local AS: 69
Age: 2:02:28
Task: RT
Announcement bits (1): 0-KRT
AS path: I

207.17.136.192/32 (1 entry, 1 announced)
TSI:
KRT in-kernel 207.17.136.192/32 -> {192.168.71.254}
*Static Preference: 5
Next-hop reference count: 22
Next hop: 192.168.71.254 via fxp0.0, selected
State: <Active NoReadvrt Int Ext>
Local AS: 69
Age: 2:02:28
Task: RT
Announcement bits (1): 0-KRT
AS path: I

private1___.inet.0: 2 destinations, 3 routes (2 active, 0 holddown, 0 hidden)

iso.0: 1 destinations, 1 routes (1 active, 0 holddown, 0 hidden)

mpls.0: 3 destinations, 3 routes (3 active, 0 holddown, 0 hidden)

inet6.0: 5 destinations, 5 routes (5 active, 0 holddown, 0 hidden)

private1___.inet6.0: 1 destinations, 1 routes (1 active, 0 holddown, 0 hidden)

green.l2vpn.0: 2 destinations, 2 routes (2 active, 0 holddown, 0 hidden)

red.l2vpn.0: 1 destinations, 1 routes (1 active, 0 holddown, 0 hidden)

```

### show route next-hop terse

```

user@host> show route next-hop 192.168.71.254 terse

inet.0: 25 destinations, 26 routes (24 active, 0 holddown, 1 hidden)
Restart Complete
+ = Active Route, - = Last Active, * = Both

A Destination P Prf Metric 1 Metric 2 Next hop AS path
* 10.10.0.0/16 S 5 5 >192.168.71.254
* 10.209.0.0/16 S 5 5 >192.168.71.254
* 172.16.0.0/12 S 5 5 >192.168.71.254

```

```
* 192.168.0.0/16 S 5 >192.168.71.254
* 192.168.102.0/23 S 5 >192.168.71.254
* 207.17.136.0/24 S 5 >192.168.71.254
* 207.17.136.192/32 S 5 >192.168.71.254

private1___.inet.0: 2 destinations, 3 routes (2 active, 0 holddown, 0 hidden)

red.inet.0: 4 destinations, 5 routes (4 active, 0 holddown, 0 hidden)
Restart Complete

iso.0: 1 destinations, 1 routes (1 active, 0 holddown, 0 hidden)
Restart Complete

mpls.0: 4 destinations, 4 routes (4 active, 0 holddown, 0 hidden)
Restart Complete

inet6.0: 2 destinations, 2 routes (2 active, 0 holddown, 0 hidden)
Restart Complete
private1___.inet6.0: 1 destinations, 1 routes (1 active, 0 holddown, 0 hidden)
```

## show route no-community

|                                    |                                                                                                                                                                                                                                                                                                                                                                                                      |
|------------------------------------|------------------------------------------------------------------------------------------------------------------------------------------------------------------------------------------------------------------------------------------------------------------------------------------------------------------------------------------------------------------------------------------------------|
| <b>List of Syntax</b>              | <a href="#">Syntax on page 288</a><br><a href="#">Syntax (EX Series Switches) on page 288</a>                                                                                                                                                                                                                                                                                                        |
| <b>Syntax</b>                      | show route no-community<br><brief   detail   extensive   terse><br><logical-system (all   <i>logical-system-name</i> )>                                                                                                                                                                                                                                                                              |
| <b>Syntax (EX Series Switches)</b> | show route no-community<br><brief   detail   extensive   terse>                                                                                                                                                                                                                                                                                                                                      |
| <b>Release Information</b>         | Command introduced before Junos OS Release 7.4.<br>Command introduced in Junos OS Release 9.0 for EX Series switches.                                                                                                                                                                                                                                                                                |
| <b>Description</b>                 | Display the route entries in each routing table that are not associated with any community.                                                                                                                                                                                                                                                                                                          |
| <b>Options</b>                     | <p><b>none</b>—(Same as <b>brief</b>) Display the route entries in each routing table that are not associated with any community.</p> <p><b>brief   detail   extensive   terse</b>—(Optional) Display the specified level of output.</p> <p><b>logical-system (all   <i>logical-system-name</i>)</b>—(Optional) Perform this operation on all logical systems or on a particular logical system.</p> |
| <b>Required Privilege Level</b>    | view                                                                                                                                                                                                                                                                                                                                                                                                 |
| <b>List of Sample Output</b>       | <a href="#">show route no-community on page 288</a><br><a href="#">show route no-community detail on page 289</a><br><a href="#">show route no-community extensive on page 289</a><br><a href="#">show route no-community terse on page 290</a>                                                                                                                                                      |
| <b>Output Fields</b>               | For information about output fields, see the output field tables for the <a href="#">show route</a> command, the <a href="#">show route detail</a> command, the <a href="#">show route extensive</a> command, or the <a href="#">show route terse</a> command.                                                                                                                                       |

## Sample Output

### show route no-community

```

user@host> show route no-community
inet.0: 28 destinations, 30 routes (27 active, 0 holddown, 1 hidden)
+ = Active Route, - = Last Active, * = Both

10.10.0.0/16 *[Static/5] 00:36:27
> to 192.168.71.254 via fxp0.0
10.209.0.0/16 *[Static/5] 00:36:27
> to 192.168.71.254 via fxp0.0
10.255.71.52/32 *[Direct/0] 00:36:27
> via lo0.0
10.255.71.63/32 *[OSPF/10] 00:04:39, metric 1
> to 35.1.1.2 via ge-3/1/0.0
10.255.71.64/32 *[OSPF/10] 00:00:08, metric 2

```



```

> to 35.1.1.2 via ge-3/1/0.0
10.255.71.240/32 * [OSPF/10] 00:05:04, metric 2
 via so-0/1/2.0
> via so-0/3/2.0
10.255.71.241/32 * [OSPF/10] 00:05:14, metric 1
> via so-0/1/2.0
10.255.71.242/32 * [OSPF/10] 00:05:19, metric 1
> via so-0/3/2.0
12.1.1.0/24 * [OSPF/10] 00:05:14, metric 2
> via so-0/3/2.0
14.1.1.0/24 * [OSPF/10] 00:00:08, metric 3
> to 35.1.1.2 via ge-3/1/0.0
 via so-0/1/2.0
 via so-0/3/2.0
16.1.1.0/24 * [OSPF/10] 00:05:14, metric 2
> via so-0/1/2.0
.....

```

### show route no-community detail

```

user@host> show route no-community detail

inet.0: 28 destinations, 30 routes (27 active, 0 holddown, 1 hidden)
10.10.0.0/16 (1 entry, 1 announced)
 *Static Preference: 5
 Next-hop reference count: 22
 Next hop: 192.168.71.254 via fxp0.0, selected
 State: <Active NoReadvrt Int Ext>
 Age: 38:08
 Task: RT
 Announcement bits (1): 0-KRT
 AS path: I

10.209.0.0/16 (1 entry, 1 announced)
 *Static Preference: 5
 Next-hop reference count: 22
 Next hop: 192.168.71.254 via fxp0.0, selected
 State: <Active NoReadvrt Int Ext>
 Age: 38:08
 Task: RT
 Announcement bits (1): 0-KRT
 AS path: I

....

```

### show route no-community extensive

```

user@host> show route no-community extensive

inet.0: 18 destinations, 18 routes (17 active, 0 holddown, 1 hidden)
10.10.0.0/16 (1 entry, 1 announced)
TSI:
KRT in-kernel 10.10.0.0/16 -> {192.168.71.254}
 *Static Preference: 5
 Next-hop reference count: 22
 Next hop: 192.168.71.254 via fxp0.0, selected
 State: <Active NoReadvrt Int Ext>
 Local AS: 69
 Age: 2:03:33
 Task: RT
 Announcement bits (1): 0-KRT
 AS path: I

```

```

10.209.0.0/16 (1 entry, 1 announced)
TSI:
KRT in-kernel 10.209.0.0/16 -> {192.168.71.254}
 *Static Preference: 5
 Next-hop reference count: 22
 Next hop: 192.168.71.254 via fxp0.0, selected
 State: <Active NoReadvrt Int Ext>
 Local AS: 69
 Age: 2:03:33
 Task: RT
 Announcement bits (1): 0-KRT
 AS path: I

```

### show route no-community terse

```
user@host> show route no-community terse
```

```

inet.0: 28 destinations, 30 routes (27 active, 0 holddown, 1 hidden)
+ = Active Route, - = Last Active, * = Both

```

| A   | Destination      | P | Prf | Metric 1 | Metric 2 | Next hop        | AS path |
|-----|------------------|---|-----|----------|----------|-----------------|---------|
| *   | 10.10.0.0/16     | S | 5   |          |          | >192.168.71.254 |         |
| *   | 10.209.0.0/16    | S | 5   |          |          | >192.168.71.254 |         |
| *   | 10.255.71.52/32  | D | 0   |          |          | >lo0.0          |         |
| *   | 10.255.71.63/32  | 0 | 10  | 1        |          | >35.1.1.2       |         |
| *   | 10.255.71.64/32  | 0 | 10  | 2        |          | >35.1.1.2       |         |
| *   | 10.255.71.240/32 | 0 | 10  | 2        |          | so-0/1/2.0      |         |
|     |                  |   |     |          |          | >so-0/3/2.0     |         |
| *   | 10.255.71.241/32 | 0 | 10  | 1        |          | >so-0/1/2.0     |         |
| *   | 10.255.71.242/32 | 0 | 10  | 1        |          | >so-0/3/2.0     |         |
| *   | 12.1.1.0/24      | 0 | 10  | 2        |          | >so-0/3/2.0     |         |
| *   | 14.1.1.0/24      | 0 | 10  | 3        |          | >35.1.1.2       |         |
|     |                  |   |     |          |          | so-0/1/2.0      |         |
|     |                  |   |     |          |          | so-0/3/2.0      |         |
| *   | 16.1.1.0/24      | 0 | 10  | 2        |          | >so-0/1/2.0     |         |
| ... |                  |   |     |          |          |                 |         |

## show route protocol

|                                    |                                                                                                                                                                                                                                                                                                                                                                                                                                                                                                                                                                                                                                                                                                                                                                                                                                                                                                                                                                                                                                                                                                                                                                                                                                                                                                                                                                |
|------------------------------------|----------------------------------------------------------------------------------------------------------------------------------------------------------------------------------------------------------------------------------------------------------------------------------------------------------------------------------------------------------------------------------------------------------------------------------------------------------------------------------------------------------------------------------------------------------------------------------------------------------------------------------------------------------------------------------------------------------------------------------------------------------------------------------------------------------------------------------------------------------------------------------------------------------------------------------------------------------------------------------------------------------------------------------------------------------------------------------------------------------------------------------------------------------------------------------------------------------------------------------------------------------------------------------------------------------------------------------------------------------------|
| <b>List of Syntax</b>              | <a href="#">Syntax on page 291</a><br><a href="#">Syntax (EX Series Switches) on page 291</a>                                                                                                                                                                                                                                                                                                                                                                                                                                                                                                                                                                                                                                                                                                                                                                                                                                                                                                                                                                                                                                                                                                                                                                                                                                                                  |
| <b>Syntax</b>                      | <pre>show route protocol <i>protocol</i> &lt;brief   detail   extensive   terse&gt; &lt;logical-system (all   <i>logical-system-name</i>)&gt;</pre>                                                                                                                                                                                                                                                                                                                                                                                                                                                                                                                                                                                                                                                                                                                                                                                                                                                                                                                                                                                                                                                                                                                                                                                                            |
| <b>Syntax (EX Series Switches)</b> | <pre>show route protocol <i>protocol</i> &lt;brief   detail   extensive   terse&gt;</pre>                                                                                                                                                                                                                                                                                                                                                                                                                                                                                                                                                                                                                                                                                                                                                                                                                                                                                                                                                                                                                                                                                                                                                                                                                                                                      |
| <b>Release Information</b>         | <p>Command introduced before Junos OS Release 7.4.</p> <p>Command introduced in Junos OS Release 9.0 for EX Series switches.</p> <p>Options <b>ospf2</b> and <b>ospf3</b> introduced in Junos OS Release 9.2.</p> <p>Options <b>ospf2</b> and <b>ospf3</b> introduced in Junos OS Release 9.2 for EX Series switches.</p> <p>Option <b>flow</b> introduced in Junos OS Release 10.0.</p> <p>Option <b>flow</b> introduced in Junos OS Release 10.0 for EX Series switches.</p>                                                                                                                                                                                                                                                                                                                                                                                                                                                                                                                                                                                                                                                                                                                                                                                                                                                                                 |
| <b>Description</b>                 | Display the route entries in the routing table that were learned from a particular protocol.                                                                                                                                                                                                                                                                                                                                                                                                                                                                                                                                                                                                                                                                                                                                                                                                                                                                                                                                                                                                                                                                                                                                                                                                                                                                   |
| <b>Options</b>                     | <p><b>brief   detail   extensive   terse</b>—(Optional) Display the specified level of output. If you do not specify a level of output, the system defaults to brief.</p> <p><b>logical-system (all   <i>logical-system-name</i>)</b>—(Optional) Perform this operation on all logical systems or on a particular logical system.</p> <p><b><i>protocol</i></b>—Protocol from which the route was learned:</p> <ul style="list-style-type: none"> <li>• <b>access</b>—Access route for use by DHCP application</li> <li>• <b>access-internal</b>—Access-internal route for use by DHCP application</li> <li>• <b>aggregate</b>—Locally generated aggregate route</li> <li>• <b>atmvpn</b>—Asynchronous Transfer Mode virtual private network</li> <li>• <b>bgp</b>—Border Gateway Protocol</li> <li>• <b>ccc</b>—Circuit cross-connect</li> <li>• <b>direct</b>—Directly connected route</li> <li>• <b>dvmrp</b>—Distance Vector Multicast Routing Protocol</li> <li>• <b>esis</b>—End System-to-Intermediate System</li> <li>• <b>flow</b>—Locally defined flow-specification route.</li> <li>• <b>isis</b>—Intermediate System-to-Intermediate System</li> <li>• <b>ldp</b>—Label Distribution Protocol</li> <li>• <b>l2circuit</b>—Layer 2 circuit</li> <li>• <b>l2vpn</b>—Layer 2 virtual private network</li> <li>• <b>local</b>—Local address</li> </ul> |

- **mpls**—Multiprotocol Label Switching
- **msdp**—Multicast Source Discovery Protocol
- **ospf**—Open Shortest Path First versions 2 and 3
- **ospf2**—Open Shortest Path First version 2 only
- **ospf3**—Open Shortest Path First version 3 only
- **pim**—Protocol Independent Multicast
- **rip**—Routing Information Protocol
- **ripng**—Routing Information Protocol next generation
- **rsvp**—Resource Reservation Protocol
- **rtarget**—Local route target virtual private network
- **static**—Statically defined route
- **tunnel**—Dynamic tunnel
- **vpn**—Virtual private network



**NOTE:** EX Series switches run a subset of these protocols. See the switch CLI for details.

|                                 |                                                                                                                                                                                                                                                                                                                                                                                                                                                                                                                                                                                                                                                                                                                                                                                                                                                                                                                                                                                                                                                |
|---------------------------------|------------------------------------------------------------------------------------------------------------------------------------------------------------------------------------------------------------------------------------------------------------------------------------------------------------------------------------------------------------------------------------------------------------------------------------------------------------------------------------------------------------------------------------------------------------------------------------------------------------------------------------------------------------------------------------------------------------------------------------------------------------------------------------------------------------------------------------------------------------------------------------------------------------------------------------------------------------------------------------------------------------------------------------------------|
| <b>Required Privilege Level</b> | view                                                                                                                                                                                                                                                                                                                                                                                                                                                                                                                                                                                                                                                                                                                                                                                                                                                                                                                                                                                                                                           |
| <b>List of Sample Output</b>    | <a href="#">show route protocol access on page 293</a><br><a href="#">show route protocol access-internal extensive on page 293</a><br><a href="#">show route protocol bgp on page 293</a><br><a href="#">show route protocol bgp detail on page 293</a><br><a href="#">show route protocol bgp extensive on page 294</a><br><a href="#">show route protocol bgp terse on page 294</a><br><a href="#">show route protocol direct on page 294</a><br><a href="#">show route protocol l2circuit detail on page 295</a><br><a href="#">show route protocol l2vpn extensive on page 296</a><br><a href="#">show route protocol ldp on page 296</a><br><a href="#">show route protocol ldp extensive on page 297</a><br><a href="#">show route protocol ospf (Layer 3 VPN) on page 298</a><br><a href="#">show route protocol ospf detail on page 299</a><br><a href="#">show route protocol rip on page 299</a><br><a href="#">show route protocol rip detail on page 299</a><br><a href="#">show route protocol ripng table inet6 on page 299</a> |
| <b>Output Fields</b>            | For information about output fields, see the output field tables for the <a href="#">show route</a> command, the <a href="#">show route detail</a> command, the <a href="#">show route extensive</a> command, or the <a href="#">show route terse</a> command.                                                                                                                                                                                                                                                                                                                                                                                                                                                                                                                                                                                                                                                                                                                                                                                 |

## Sample Output

### show route protocol access

```
user@host> show route protocol access
inet.0: 30380 destinations, 30382 routes (30379 active, 0 holddown, 1 hidden)
+ = Active Route, - = Last Active, * = Both

13.160.0.3/32 *[Access/13] 00:00:09
 > to 13.160.0.2 via fe-0/0/0.0
13.160.0.4/32 *[Access/13] 00:00:09
 > to 13.160.0.2 via fe-0/0/0.0
13.160.0.5/32 *[Access/13] 00:00:09
 > to 13.160.0.2 via fe-0/0/0.0
```

### show route protocol access-internal extensive

```
user@host> show route protocol access-internal 13.160.0.19 extensive
inet.0: 100020 destinations, 100022 routes (100019 active, 0 holddown, 1 hidden)
13.160.0.19/32 (1 entry, 1 announced)
TSI:
KRT in-kernel 13.160.0.19/32 -> {13.160.0.2}
 *Access-internal Preference: 12
 Next-hop reference count: 200000
 Next hop: 13.160.0.2 via fe-0/0/0.0, selected
 State: <Active Int>
 Age: 36
 Task: RPD Unix Domain Server./var/run/rpd_serv.local
 Announcement bits (1): 0-KRT
 AS path: I
```

### show route protocol bgp

```
user@host> show route protocol bgp 192.168.64.0/21
inet.0: 335832 destinations, 335833 routes (335383 active, 0 holddown, 450 hidden)
+ = Active Route, - = Last Active, * = Both

192.168.64.0/21 *[BGP/170] 6d 10:41:16, localpref 100, from 192.168.69.71
 AS path: 10458 14203 2914 4788 4788 I
 > to 192.168.167.254 via fxp0.0
```

### show route protocol bgp detail

```
show route protocol bgp 66.117.63.0/24 exact detail
inet.0: 335805 destinations, 335806 routes (335356 active, 0 holddown, 450 hidden)
66.117.63.0/24 (1 entry, 1 announced)
 *BGP Preference: 170/-101
 Next hop type: Indirect
 Next-hop reference count: 1006436
 Source: 192.168.69.71
 Next hop type: Router, Next hop index: 324
 Next hop: 192.168.167.254 via fxp0.0, selected
 Protocol next hop: 192.168.69.71
 Indirect next hop: 8e166c0 342
 State: <Active Ext>
 Local AS: 69 Peer AS: 10458
 Age: 6d 10:42:42 Metric2: 0
 Task: BGP_10458.192.168.69.71+179
 Announcement bits (3): 0-KRT 2-BGP RT Background 3-Resolve tree
1
 AS path: 10458 14203 2914 4788 4788 I
```

```

Communities: 2914:410 2914:2403 2914:3400
Accepted
Localpref: 100
Router ID: 207.17.136.192

```

### show route protocol bgp extensive

```
user@host> show route protocol bgp 192.168.64.0/21 extensive
```

```

inet.0: 335827 destinations, 335828 routes (335378 active, 0 holddown, 450 hidden)
192.168.64.0/21 (1 entry, 1 announced)
TSI:
KRT in-kernel 1.9.0.0/16 -> {indirect(342)}
Page 0 idx 1 Type 1 val db31a80
 Nexthop: Self
 AS path: [69] 10458 14203 2914 4788 4788 I
 Communities: 2914:410 2914:2403 2914:3400
Path 1.9.0.0 from 192.168.69.71 Vector len 4. Val: 1
 *BGP Preference: 170/-101
 Next hop type: Indirect
 Next-hop reference count: 1006502
 Source: 192.168.69.71
 Next hop type: Router, Next hop index: 324
 Next hop: 192.168.167.254 via fxp0.0, selected
 Protocol next hop: 192.168.69.71
 Indirect next hop: 8e166c0 342
 State: <Active Ext>
 Local AS: 69 Peer AS: 10458
 Age: 6d 10:44:45 Metric2: 0
 Task: BGP_10458.192.168.69.71+179
 Announcement bits (3): 0-KRT 2-BGP RT Background 3-Resolve tree
1
 AS path: 10458 14203 2914 4788 4788 I
 Communities: 2914:410 2914:2403 2914:3400
 Accepted
 Localpref: 100
 Router ID: 207.17.136.192
 Indirect next hops: 1
 Protocol next hop: 192.168.69.71
 Indirect next hop: 8e166c0 342
 Indirect path forwarding next hops: 1
 Next hop type: Router
 Next hop: 192.168.167.254 via fxp0.0
 192.168.0.0/16 Originating RIB: inet.0
 Node path count: 1
 Forwarding nexthops: 1
 Nexthop: 192.168.167.254 via fxp0.0

```

### show route protocol bgp terse

```
user@host> show route protocol bgp 192.168.64.0/21 terse
```

```

inet.0: 24 destinations, 32 routes (23 active, 0 holddown, 1 hidden)
+ = Active Route, - = Last Active, * = Both

A Destination P Prf Metric 1 Metric 2 Next hop AS path
192.168.64.0/21 B 170 100 >100.1.3.2 10023 21 I

```

### show route protocol direct

```
user@host> show route protocol direct
```

```
inet.0: 335843 destinations, 335844 routes (335394 active, 0 holddown, 450 hidden)
+ = Active Route, - = Last Active, * = Both
```

```
8.8.8.0/24 *[Direct/0] 17w0d 10:31:49
 > via fe-1/3/1.0
10.255.165.1/32 *[Direct/0] 25w4d 04:13:18
 > via lo0.0
30.30.30.0/24 *[Direct/0] 17w0d 23:06:26
 > via fe-1/3/2.0
192.168.164.0/22 *[Direct/0] 25w4d 04:13:20
 > via fxp0.0
```

```
iso.0: 1 destinations, 1 routes (1 active, 0 holddown, 0 hidden)
+ = Active Route, - = Last Active, * = Both
```

```
47.0005.80ff.f800.0000.0108.0001.0102.5516.5001/152
 *[Direct/0] 25w4d 04:13:21
 > via lo0.0
```

```
inet6.0: 2 destinations, 2 routes (2 active, 0 holddown, 0 hidden)
+ = Active Route, - = Last Active, * = Both
```

```
abcd::10:255:165:1/128
 *[Direct/0] 25w4d 04:13:21
 > via lo0.0
fe80::2a0:a5ff:fe12:ad7/128
 *[Direct/0] 25w4d 04:13:21
 > via lo0.0
```

### show route protocol l2circuit detail

```
user@host> show route protocol l2circuit detail
```

```
mpls.0: 5 destinations, 5 routes (5 active, 0 holddown, 0 hidden)
100000 (1 entry, 1 announced)
```

```
*L2CKT Preference: 7
 Next hop: via ge-2/0/0.0, selected
 Label operation: Pop Offset: 4
 State: <Active Int>
 Local AS: 99
 Age: 9:52
 Task: Common L2 VC
 Announcement bits (1): 0-KRT
 AS path: I
```

```
ge-2/0/0.0 (1 entry, 1 announced)
```

```
*L2CKT Preference: 7
 Next hop: via so-1/1/2.0 weight 1, selected
 Label-switched-path my-lsp
 Label operation: Push 100000, Push 100000(top)[0] Offset: -4
 Protocol next hop: 10.245.255.63
 Push 100000 Offset: -4
 Indirect next hop: 86af0c0 298
 State: <Active Int>
 Local AS: 99
 Age: 9:52
 Task: Common L2 VC
 Announcement bits (2): 0-KRT 1-Common L2 VC
 AS path: I
```

```

l2circuit.0: 2 destinations, 2 routes (2 active, 0 holddown, 0 hidden)

10.245.255.63:CtrlWord:4:3:Local/96 (1 entry, 1 announced)
 *L2CKT Preference: 7
 Next hop: via so-1/1/2.0 weight 1, selected
 Label-switched-path my-lsp
 Label operation: Push 100000[0]
 Protocol next hop: 10.245.255.63 Indirect next hop: 86af000 296
 State: <Active Int>
 Local AS: 99
 Age: 10:21
 Task: l2 circuit
 Announcement bits (1): 0-LDP
 AS path: I
 VC Label 100000, MTU 1500, VLAN ID 512

```

### show route protocol l2vpn extensive

```

user@host> show route protocol l2vpn extensive

inet.0: 14 destinations, 15 routes (13 active, 0 holddown, 1 hidden)

inet.3: 1 destinations, 1 routes (1 active, 0 holddown, 0 hidden)

iso.0: 1 destinations, 1 routes (1 active, 0 holddown, 0 hidden)

mpls.0: 7 destinations, 7 routes (7 active, 0 holddown, 0 hidden)
800001 (1 entry, 1 announced)
TSI:
KRT in-kernel 800001 /36 -> {so-0/0/0.0}
 *L2VPN Preference: 7
 Next hop: via so-0/0/0.0 weight 49087 balance 97%, selected
 Label operation: Pop Offset: 4
 State: <Active Int>
 Local AS: 69
 Age: 7:48
 Task: Common L2 VC
 Announcement bits (1): 0-KRT
 AS path: I

so-0/0/0.0 (1 entry, 1 announced)
TSI:
KRT in-kernel so-0/0/0.0 /16 -> {indirect(288)}
 *L2VPN Preference: 7
 Next hop: via so-0/0/1.0, selected
 Label operation: Push 800000 Offset: -4
 Protocol next hop: 10.255.14.220
 Push 800000 Offset: -4
 Indirect next hop: 85142a0 288
 State: <Active Int>
 Local AS: 69
 Age: 7:48
 Task: Common L2 VC
 Announcement bits (2): 0-KRT 1-Common L2 VC
 AS path: I
 Communities: target:69:1 Layer2-info: encaps:PPP,
 control flags:2, mtu: 0

```

### show route protocol ldp

```

user@host> show route protocol ldp

```



```

inet.0: 12 destinations, 13 routes (12 active, 0 holddown, 0 hidden)

inet.3: 2 destinations, 2 routes (2 active, 0 holddown, 0 hidden)
+ = Active Route, - = Last Active, * = Both

192.168.16.1/32 *[LDP/9] 1d 23:03:35, metric 1
 > via t1-4/0/0.0, Push 100000
192.168.17.1/32 *[LDP/9] 1d 23:03:35, metric 1
 > via t1-4/0/0.0

private1___.inet.0: 2 destinations, 2 routes (2 active, 0 holddown, 0 hidden)

mpls.0: 6 destinations, 6 routes (6 active, 0 holddown, 0 hidden)
+ = Active Route, - = Last Active, * = Both

100064 *[LDP/9] 1d 23:03:35, metric 1
 > via t1-4/0/0.0, Pop
100064(S=0) *[LDP/9] 1d 23:03:35, metric 1
 > via t1-4/0/0.0, Pop
100080 *[LDP/9] 1d 23:03:35, metric 1
 > via t1-4/0/0.0, Swap 100000

```

### show route protocol ldp extensive

```

user@host> show route protocol ldp extensive
192.168.16.1/32 (1 entry, 1 announced)
 State: <FlashAll>
 *LDP Preference: 9
 Next-hop reference count: 3
 Next hop: via t1-4/0/0.0, selected
 Label operation: Push 100000
 State: <Active Int>
 Local AS: 65500
 Age: 1d 23:03:58 Metric: 1
 Task: LDP
 Announcement bits (2): 0-Resolve tree 1 2-Resolve tree 2
 AS path: I

192.168.17.1/32 (1 entry, 1 announced)
 State: <FlashAll>
 *LDP Preference: 9
 Next-hop reference count: 3
 Next hop: via t1-4/0/0.0, selected
 State: <Active Int>
 Local AS: 65500
 Age: 1d 23:03:58 Metric: 1
 Task: LDP
 Announcement bits (2): 0-Resolve tree 1 2-Resolve tree 2
 AS path: I

private1___.inet.0: 2 destinations, 2 routes (2 active, 0 holddown, 0 hidden)

mpls.0: 6 destinations, 6 routes (6 active, 0 holddown, 0 hidden)

100064 (1 entry, 1 announced)
TSI:
KRT in-kernel 100064 /36 -> {t1-4/0/0.0}
 *LDP Preference: 9
 Next-hop reference count: 2
 Next hop: via t1-4/0/0.0, selected
 State: <Active Int>

```

```

Local AS: 65500
Age: 1d 23:03:58 Metric: 1
Task: LDP
Announcement bits (1): 0-KRT
AS path: I
Prefixes bound to route: 192.168.17.1/32

100064(S=0) (1 entry, 1 announced)
TSI:
KRT in-kernel 100064 /40 -> {t1-4/0/0.0}
 *LDP Preference: 9
 Next-hop reference count: 2
 Next hop: via t1-4/0/0.0, selected
 Label operation: Pop
 State: <Active Int>
 Local AS: 65500
 Age: 1d 23:03:58 Metric: 1
 Task: LDP
 Announcement bits (1): 0-KRT
 AS path: I

100080 (1 entry, 1 announced)
TSI:
KRT in-kernel 100080 /36 -> {t1-4/0/0.0}
 *LDP Preference: 9
 Next-hop reference count: 2
 Next hop: via t1-4/0/0.0, selected
 Label operation: Swap 100000
 State: <Active Int>
 Local AS: 65500
 Age: 1d 23:03:58 Metric: 1
 Task: LDP
 Announcement bits (1): 0-KRT
 AS path: I
 Prefixes bound to route: 192.168.16.1/32

```

### show route protocol ospf (Layer 3 VPN)

```

user@host> show route protocol ospf
inet.0: 40 destinations, 40 routes (39 active, 0 holddown, 1 hidden)
+ = Active Route, - = Last Active, * = Both

10.39.1.4/30 *[OSPF/10] 00:05:18, metric 4
 > via t3-3/2/0.0
10.39.1.8/30 [OSPF/10] 00:05:18, metric 2
 > via t3-3/2/0.0
10.255.14.171/32 *[OSPF/10] 00:05:18, metric 4
 > via t3-3/2/0.0
10.255.14.179/32 *[OSPF/10] 00:05:18, metric 2
 > via t3-3/2/0.0
224.0.0.5/32 *[OSPF/10] 20:25:55, metric 1

VPN-AB.inet.0: 5 destinations, 5 routes (5 active, 0 holddown, 0 hidden)
+ = Active Route, - = Last Active, * = Both

10.39.1.16/30 [OSPF/10] 00:05:43, metric 1
 > via so-0/2/2.0
10.255.14.173/32 *[OSPF/10] 00:05:43, metric 1
 > via so-0/2/2.0
224.0.0.5/32 *[OSPF/10] 20:26:20, metric 1

```

**show route protocol ospf detail**

```

user@host> show route protocol ospf detail
VPN-AB.inet.0: 5 destinations, 5 routes (5 active, 0 holddown, 0 hidden)
+ = Active Route, - = Last Active, * = Both

10.39.1.16/30 (2 entries, 0 announced)
 OSPF Preference: 10
 Nexthop: via so-0/2/2.0, selected
 State: <Int>
 Inactive reason: Route Preference
 Age: 6:25 Metric: 1
 Area: 0.0.0.0
 Task: VPN-AB-OSPF
 AS path: I
 Communities: Route-Type:0.0.0.0:1:0

...

```

**show route protocol rip**

```

user@host> show route protocol rip
inet.0: 26 destinations, 27 routes (25 active, 0 holddown, 1 hidden)
+ = Active Route, - = Last Active, * = Both

VPN-AB.inet.0: 5 destinations, 5 routes (5 active, 0 holddown, 0 hidden)
+ = Active Route, - = Last Active, * = Both
10.255.14.177/32 * [RIP/100] 20:24:34, metric 2
 > to 10.39.1.22 via t3-0/2/2.0
224.0.0.9/32 * [RIP/100] 00:03:59, metric 1

```

**show route protocol rip detail**

```

user@host> show route protocol rip detail
inet.0: 26 destinations, 27 routes (25 active, 0 holddown, 1 hidden)
+ = Active Route, - = Last Active, * = Both

VPN-AB.inet.0: 5 destinations, 5 routes (5 active, 0 holddown, 0 hidden)
+ = Active Route, - = Last Active, * = Both
10.255.14.177/32 (1 entry, 1 announced)
 *RIP Preference: 100
 Nexthop: 10.39.1.22 via t3-0/2/2.0, selected
 State: <Active Int>
 Age: 20:25:02 Metric: 2
 Task: VPN-AB-RIPv2
 Announcement bits (2): 0-KRT 2-BGP.0.0.0.0+179
 AS path: I
 Route learned from 10.39.1.22 expires in 96 seconds

```

**show route protocol ripng table inet6**

```

user@host> show route protocol ripng table inet6
inet6.0: 4215 destinations, 4215 routes (4214 active, 0 holddown, 1 hidden)
+ = Active Route, - = Last Active, * = Both

1111::1/128 * [RIPng/100] 02:13:33, metric 2
 > to fe80::2a0:a5ff:fe3d:56 via t3-0/2/0.0
1111::2/128 * [RIPng/100] 02:13:33, metric 2
 > to fe80::2a0:a5ff:fe3d:56 via t3-0/2/0.0
1111::3/128 * [RIPng/100] 02:13:33, metric 2
 > to fe80::2a0:a5ff:fe3d:56 via t3-0/2/0.0

```

```

1111::4/128 *[RIPng/100] 02:13:33, metric 2
 > to fe80::2a0:a5ff:fe3d:56 via t3-0/2/0.0
1111::5/128 *[RIPng/100] 02:13:33, metric 2
 > to fe80::2a0:a5ff:fe3d:56 via t3-0/2/0.0
1111::6/128 *[RIPng/100] 02:13:33, metric 2
 > to fe80::2a0:a5ff:fe3d:56 via t3-0/2/0.0

```

## show route range

|                                    |                                                                                                                                                                                                                                                                                                                                                                                                                                                                                                                         |
|------------------------------------|-------------------------------------------------------------------------------------------------------------------------------------------------------------------------------------------------------------------------------------------------------------------------------------------------------------------------------------------------------------------------------------------------------------------------------------------------------------------------------------------------------------------------|
| <b>List of Syntax</b>              | <a href="#">Syntax on page 301</a><br><a href="#">Syntax (EX Series Switches) on page 301</a>                                                                                                                                                                                                                                                                                                                                                                                                                           |
| <b>Syntax</b>                      | <pre>show route range &lt;brief   detail   extensive   terse&gt; &lt;destination-prefix&gt; &lt;logical-system (all   logical-system-name)&gt;</pre>                                                                                                                                                                                                                                                                                                                                                                    |
| <b>Syntax (EX Series Switches)</b> | <pre>show route range &lt;brief   detail   extensive   terse&gt; &lt;destination-prefix&gt;</pre>                                                                                                                                                                                                                                                                                                                                                                                                                       |
| <b>Release Information</b>         | <p>Command introduced before Junos OS Release 7.4.</p> <p>Command introduced in Junos OS Release 9.0 for EX Series switches.</p>                                                                                                                                                                                                                                                                                                                                                                                        |
| <b>Description</b>                 | Display routing table entries using a prefix range.                                                                                                                                                                                                                                                                                                                                                                                                                                                                     |
| <b>Options</b>                     | <p><b>none</b>—Display standard information about all routing table entries using a prefix range.</p> <p><b>brief   detail   extensive   terse</b>—(Optional) Display the specified level of output. If you do not specify a level of output, the system defaults to <b>brief</b>.</p> <p><b>destination-prefix</b>—Destination and prefix mask for the range.</p> <p><b>logical-system (all   logical-system-name)</b>—(Optional) Perform this operation on all logical systems or on a particular logical system.</p> |
| <b>Required Privilege Level</b>    | view                                                                                                                                                                                                                                                                                                                                                                                                                                                                                                                    |
| <b>List of Sample Output</b>       | <a href="#">show route range on page 301</a><br><a href="#">show route range destination-prefix on page 302</a><br><a href="#">show route range detail on page 302</a><br><a href="#">show route range extensive on page 303</a><br><a href="#">show route range terse on page 304</a>                                                                                                                                                                                                                                  |
| <b>Output Fields</b>               | For information about output fields, see the output field tables for the <a href="#">show route</a> command, the <a href="#">show route detail</a> command, the <a href="#">show route extensive</a> command, or the <a href="#">show route terse</a> command.                                                                                                                                                                                                                                                          |

## Sample Output

### show route range

```
user@host> show route range
```

```
inet.0: 11 destinations, 11 routes (10 active, 0 holddown, 1 hidden)
+ = Active Route, - = Last Active, * = Both
```

```
10.10.0.0/16 *[Static/5] 00:30:01
 > to 192.168.71.254 via fxp0.0
10.209.0.0/16 *[Static/5] 00:30:01
```

```

10.255.71.14/32 > to 192.168.71.254 via fxp0.0
 *[Direct/0] 00:30:01
 > via lo0.0
172.16.0.0/12 *[Static/5] 00:30:01
 > to 192.168.71.254 via fxp0.0
192.168.0.0/16 *[Static/5] 00:30:01
 > to 192.168.71.254 via fxp0.0
192.168.64.0/21 *[Direct/0] 00:30:01
 > via fxp0.0
192.168.71.14/32 *[Local/0] 00:30:01
 Local via fxp0.0
192.168.102.0/23 *[Static/5] 00:30:01
 > to 192.168.71.254 via fxp0.0
...

```

### show route range destination-prefix

```

user@host> show route range 192.168.0.0/16

inet.0: 11 destinations, 11 routes (10 active, 0 holddown, 1 hidden)
+ = Active Route, - = Last Active, * = Both

192.168.0.0/16 *[Static/5] 00:31:14
 > to 192.168.71.254 via fxp0.0
192.168.64.0/21 *[Direct/0] 00:31:14
 > via fxp0.0
192.168.71.14/32 *[Local/0] 00:31:14
 Local via fxp0.0
192.168.102.0/23 *[Static/5] 00:31:14
 > to 192.168.71.254 via fxp0.0

```

### show route range detail

```

user@host> show route range detail

inet.0: 11 destinations, 11 routes (10 active, 0 holddown, 1 hidden)
10.10.0.0/16 (1 entry, 1 announced)
 *Static Preference: 5
 Next-hop reference count: 22
 Next hop: 192.168.71.254 via fxp0.0, selected
 State: <Active NoReadvrt Int Ext>
 Age: 30:05
 Task: RT
 Announcement bits (1): 0-KRT
 AS path: I

10.209.0.0/16 (1 entry, 1 announced)
 *Static Preference: 5
 Next-hop reference count: 22
 Next hop: 192.168.71.254 via fxp0.0, selected
 State: <Active NoReadvrt Int Ext>
 Age: 30:05
 Task: RT
 Announcement bits (1): 0-KRT
 AS path: I

10.255.71.14/32 (1 entry, 0 announced)
 *Direct Preference: 0
 Next hop type: Interface
 Next-hop reference count: 1
 Next hop: via lo0.0, selected

```

```

 State: <Active Int>
 Age: 30:05
 Task: IF
 AS path: I

172.16.0.0/12 (1 entry, 1 announced)
 *Static Preference: 5
 Next-hop reference count: 22
 Next hop: 192.168.71.254 via fxp0.0, selected
 State: <Active NoReadvrt Int Ext>
 Age: 30:05
 Task: RT
 Announcement bits (1): 0-KRT
 AS path: I

...

```

### show route range extensive

```

user@host> show route range extensive

inet.0: 11 destinations, 11 routes (10 active, 0 holddown, 1 hidden)
10.10.0.0/16 (1 entry, 1 announced)
TSI:
KRT in-kernel 10.10.0.0/16 -> {192.168.71.254}
 *Static Preference: 5
 Next-hop reference count: 22
 Next hop: 192.168.71.254 via fxp0.0, selected
 State: <Active NoReadvrt Int Ext>
 Age: 30:17
 Task: RT
 Announcement bits (1): 0-KRT
 AS path: I

10.209.0.0/16 (1 entry, 1 announced)
TSI:
KRT in-kernel 10.209.0.0/16 -> {192.168.71.254}
 *Static Preference: 5
 Next-hop reference count: 22
 Next hop: 192.168.71.254 via fxp0.0, selected
 State: <Active NoReadvrt Int Ext>
 Age: 30:17
 Task: RT
 Announcement bits (1): 0-KRT
 AS path: I

10.255.71.14/32 (1 entry, 0 announced)
 *Direct Preference: 0
 Next hop type: Interface
 Next-hop reference count: 1
 Next hop: via lo0.0, selected
 State: <Active Int>
 Age: 30:17
 Task: IF
 AS path: I

172.16.0.0/12 (1 entry, 1 announced)
TSI:
KRT in-kernel 172.16.0.0/12 -> {192.168.71.254}
 *Static Preference: 5
 Next-hop reference count: 22

```

```

Next hop: 192.168.71.254 via fxp0.0, selected
State: <Active NoReadvrt Int Ext>
Age: 30:17
Task: RT
Announcement bits (1): 0-KRT
AS path: I

```

```
...
```

### show route range terse

```
user@host> show route range terse
```

```
inet.0: 11 destinations, 11 routes (10 active, 0 holddown, 1 hidden)
+ = Active Route, - = Last Active, * = Both
```

| A | Destination       | P | Prf | Metric 1 | Metric 2 | Next hop        | AS path |
|---|-------------------|---|-----|----------|----------|-----------------|---------|
| * | 10.10.0.0/16      | S | 5   |          |          | >192.168.71.254 |         |
| * | 10.209.0.0/16     | S | 5   |          |          | >192.168.71.254 |         |
| * | 10.255.71.14/32   | D | 0   |          |          | >lo0.0          |         |
| * | 172.16.0.0/12     | S | 5   |          |          | >192.168.71.254 |         |
| * | 192.168.0.0/16    | S | 5   |          |          | >192.168.71.254 |         |
| * | 192.168.64.0/21   | D | 0   |          |          | >fxp0.0         |         |
| * | 192.168.71.14/32  | L | 0   |          |          | Local           |         |
| * | 192.168.102.0/23  | S | 5   |          |          | >192.168.71.254 |         |
| * | 207.17.136.0/24   | S | 5   |          |          | >192.168.71.254 |         |
| * | 207.17.136.192/32 | S | 5   |          |          | >192.168.71.254 |         |

```

__juniper_private1__.inet.0: 2 destinations, 3 routes (2 active, 0 holddown, 0
hidden)
+ = Active Route, - = Last Active, * = Both

```

| A | Destination | P | Prf | Metric 1 | Metric 2 | Next hop | AS path |
|---|-------------|---|-----|----------|----------|----------|---------|
| * | 10.0.0.0/8  | D | 0   |          |          | >fxp2.0  |         |
|   |             | D | 0   |          |          | >fxp1.0  |         |
| * | 10.0.0.4/32 | L | 0   |          |          | Local    |         |

```

iso.0: 1 destinations, 1 routes (1 active, 0 holddown, 0 hidden)
+ = Active Route, - = Last Active, * = Both

```

| A | Destination                                         | P | Prf | Metric 1 | Metric 2 | Next hop | AS path |
|---|-----------------------------------------------------|---|-----|----------|----------|----------|---------|
|   | 47.0005.80ff.f800.0000.0108.0001.0102.5507.1014/152 |   |     |          |          |          |         |
| * |                                                     | D | 0   |          |          | >lo0.0   |         |

```

inet6.0: 2 destinations, 2 routes (2 active, 0 holddown, 0 hidden)
+ = Active Route, - = Last Active, * = Both

```

| A | Destination                  | P | Prf | Metric 1 | Metric 2 | Next hop | AS path |
|---|------------------------------|---|-----|----------|----------|----------|---------|
|   | abcd::10:255:71:14/128       |   |     |          |          |          |         |
| * |                              | D | 0   |          |          | >lo0.0   |         |
|   | fe80::280:42ff:fe11:226f/128 |   |     |          |          |          |         |
| * |                              | D | 0   |          |          | >lo0.0   |         |

```

__juniper_private1__.inet6.0: 1 destinations, 1 routes (1 active, 0 holddown, 0
hidden)
+ = Active Route, - = Last Active, * = Both

```

| A | Destination                  | P | Prf | Metric 1 | Metric 2 | Next hop   | AS path |
|---|------------------------------|---|-----|----------|----------|------------|---------|
|   | fe80::280:42ff:fe11:226f/128 |   |     |          |          |            |         |
| * |                              | D | 0   |          |          | >lo0.16385 |         |



## show route receive-protocol

|                                    |                                                                                                                                                                                                                                                                                                                                                                                                                                                                                                                                                                                                                                                                                                                                                                                                                                                    |
|------------------------------------|----------------------------------------------------------------------------------------------------------------------------------------------------------------------------------------------------------------------------------------------------------------------------------------------------------------------------------------------------------------------------------------------------------------------------------------------------------------------------------------------------------------------------------------------------------------------------------------------------------------------------------------------------------------------------------------------------------------------------------------------------------------------------------------------------------------------------------------------------|
| <b>List of Syntax</b>              | <a href="#">Syntax on page 305</a><br><a href="#">Syntax (EX Series Switches) on page 305</a>                                                                                                                                                                                                                                                                                                                                                                                                                                                                                                                                                                                                                                                                                                                                                      |
| <b>Syntax</b>                      | show route receive-protocol <i>protocol neighbor-address</i><br><brief   detail   extensive   terse><br><logical-system (all   <i>logical-system-name</i> )>                                                                                                                                                                                                                                                                                                                                                                                                                                                                                                                                                                                                                                                                                       |
| <b>Syntax (EX Series Switches)</b> | show route receive-protocol <i>protocol neighbor-address</i><br><brief   detail   extensive   terse>                                                                                                                                                                                                                                                                                                                                                                                                                                                                                                                                                                                                                                                                                                                                               |
| <b>Release Information</b>         | Command introduced before Junos OS Release 7.4.<br>Command introduced in Junos OS Release 9.0 for EX Series switches.                                                                                                                                                                                                                                                                                                                                                                                                                                                                                                                                                                                                                                                                                                                              |
| <b>Description</b>                 | Display the routing information as it was received through a particular neighbor using a particular dynamic routing protocol.                                                                                                                                                                                                                                                                                                                                                                                                                                                                                                                                                                                                                                                                                                                      |
| <b>Options</b>                     | <p><b>brief   detail   extensive   terse</b>—(Optional) Display the specified level of output.</p> <p><b>logical-system (all   <i>logical-system-name</i>)</b>—(Optional) Perform this operation on all logical systems or on a particular logical system.</p> <p><b><i>protocol neighbor-address</i></b>—Protocol transmitting the route (<b>bgp</b>, <b>dvmrp</b>, <b>msdp</b>, <b>pim</b>, <b>rip</b>, or <b>ripng</b>) and address of the neighboring router from which the route entry was received.</p>                                                                                                                                                                                                                                                                                                                                      |
| <b>Additional Information</b>      | The output displays the selected routes and the attributes with which they were received, but does not show the effects of import policy on the routing attributes.                                                                                                                                                                                                                                                                                                                                                                                                                                                                                                                                                                                                                                                                                |
| <b>Required Privilege Level</b>    | view                                                                                                                                                                                                                                                                                                                                                                                                                                                                                                                                                                                                                                                                                                                                                                                                                                               |
| <b>List of Sample Output</b>       | <a href="#">show route receive-protocol bgp on page 308</a><br><a href="#">show route receive-protocol bgp extensive on page 308</a><br><a href="#">show route receive-protocol bgp table extensive on page 308</a><br><a href="#">show route receive-protocol bgp logical-system extensive on page 309</a><br><a href="#">show route receive-protocol bgp detail (Layer 2 VPN) on page 310</a><br><a href="#">show route receive-protocol bgp extensive (Layer 2 VPN) on page 310</a><br><a href="#">show route receive-protocol bgp (Layer 3 VPN) on page 311</a><br><a href="#">show route receive-protocol bgp detail (Layer 3 VPN) on page 311</a><br><a href="#">show route receive-protocol bgp detail (Long-Lived Graceful Restart) on page 312</a><br><a href="#">show route receive-protocol bgp extensive (Layer 3 VPN) on page 312</a> |
| <b>Output Fields</b>               | Table 23 on page 306 describes the output fields for the <b>show route receive-protocol</b> command. Output fields are listed in the approximate order in which they appear.                                                                                                                                                                                                                                                                                                                                                                                                                                                                                                                                                                                                                                                                       |

Table 23: show route receive-protocol Output Fields

| Field Name                                      | Field Description                                                                                                                                                                                                                                                                                                                                                                                                                                                             | Level of Output         |
|-------------------------------------------------|-------------------------------------------------------------------------------------------------------------------------------------------------------------------------------------------------------------------------------------------------------------------------------------------------------------------------------------------------------------------------------------------------------------------------------------------------------------------------------|-------------------------|
| <i>routing-table-name</i>                       | Name of the routing table—for example, inet.0.                                                                                                                                                                                                                                                                                                                                                                                                                                | All levels              |
| <i>number destinations</i>                      | Number of destinations for which there are routes in the routing table.                                                                                                                                                                                                                                                                                                                                                                                                       | All levels              |
| <i>number routes</i>                            | Number of routes in the routing table and total number of routes in the following states: <ul style="list-style-type: none"> <li>• <b>active</b></li> <li>• <b>holddown</b> (routes that are in pending state before being declared inactive)</li> <li>• <b>hidden</b> (routes that are not used because of a routing policy)</li> </ul>                                                                                                                                      | All levels              |
| Prefix                                          | Destination prefix.                                                                                                                                                                                                                                                                                                                                                                                                                                                           | none <b>brief</b>       |
| MED                                             | Multiple exit discriminator value included in the route.                                                                                                                                                                                                                                                                                                                                                                                                                      | none <b>brief</b>       |
| <i>destination-prefix</i><br>(entry, announced) | Destination prefix. The <b>entry</b> value is the number of routes for this destination, and the <b>announced</b> value is the number of routes being announced for this destination.                                                                                                                                                                                                                                                                                         | <b>detail extensive</b> |
| <b>Accepted LongLivedStale</b>                  | The LongLivedStale flag indicates that the route was marked LLGR-stale by this router, as part of the operation of LLGR receiver mode. Either this flag or the LongLivedStaleImport flag may be displayed for a route. Neither of these flags are displayed at the same time as the Stale (ordinary GR stale) flag.                                                                                                                                                           | <b>detail extensive</b> |
| <b>Accepted LongLivedStaleImport</b>            | The LongLivedStaleImport flag indicates that the route was marked LLGR-stale when it was received from a peer, or by import policy. Either this flag or the LongLivedStale flag may be displayed for a route. Neither of these flags are displayed at the same time as the Stale (ordinary GR stale) flag.<br><br>Accept all received BGP long-lived graceful restart (LLGR) and LLGR stale routes learned from configured neighbors and import into the inet.0 routing table | <b>detail extensive</b> |
| <b>ImportAccepted LongLivedStaleImport</b>      | Accept all received BGP long-lived graceful restart (LLGR) and LLGR stale routes learned from configured neighbors and imported into the inet.0 routing table<br><br>The LongLivedStaleImport flag indicates that the route was marked LLGR-stale when it was received from a peer, or by import policy.                                                                                                                                                                      | <b>detail extensive</b> |
| Route Distinguisher                             | 64-bit prefix added to IP subnets to make them unique.                                                                                                                                                                                                                                                                                                                                                                                                                        | <b>detail extensive</b> |
| Label-Base, range                               | First label in a block of labels and label block size. A remote PE routing device uses this first label when sending traffic toward the advertising PE routing device.                                                                                                                                                                                                                                                                                                        | <b>detail extensive</b> |
| VPN Label                                       | Virtual private network (VPN) label. Packets are sent between CE and PE routing devices by advertising VPN labels. VPN labels transit over either an RSVP or an LDP label-switched path (LSP) tunnel.                                                                                                                                                                                                                                                                         | <b>detail extensive</b> |

Table 23: show route receive-protocol Output Fields (*continued*)

| Field Name           | Field Description                                                                                                                                                                                                                                                                                                                                                                                                                                                                                                                                                                                                                                                                                                                                                                                                                                                                                                                                                                                                                                                                                                                                                                                                                                                                                                                                                                                                                                                                                                                                                              | Level of Output  |
|----------------------|--------------------------------------------------------------------------------------------------------------------------------------------------------------------------------------------------------------------------------------------------------------------------------------------------------------------------------------------------------------------------------------------------------------------------------------------------------------------------------------------------------------------------------------------------------------------------------------------------------------------------------------------------------------------------------------------------------------------------------------------------------------------------------------------------------------------------------------------------------------------------------------------------------------------------------------------------------------------------------------------------------------------------------------------------------------------------------------------------------------------------------------------------------------------------------------------------------------------------------------------------------------------------------------------------------------------------------------------------------------------------------------------------------------------------------------------------------------------------------------------------------------------------------------------------------------------------------|------------------|
| Next hop             | Next hop to the destination. An angle bracket (>) indicates that the route is the selected route.                                                                                                                                                                                                                                                                                                                                                                                                                                                                                                                                                                                                                                                                                                                                                                                                                                                                                                                                                                                                                                                                                                                                                                                                                                                                                                                                                                                                                                                                              | All levels       |
| Localpref or Lclpref | Local preference value included in the route.                                                                                                                                                                                                                                                                                                                                                                                                                                                                                                                                                                                                                                                                                                                                                                                                                                                                                                                                                                                                                                                                                                                                                                                                                                                                                                                                                                                                                                                                                                                                  | All levels       |
| AS path              | <p>Autonomous system (AS) path through which the route was learned. The letters at the end of the AS path indicate the path origin, providing an indication of the state of the route at the point at which the AS path originated:</p> <ul style="list-style-type: none"> <li>• I—IGP.</li> <li>• E—EGP.</li> <li>• ?—Incomplete; typically, the AS path was aggregated.</li> </ul> <p>When AS path numbers are included in the route, the format is as follows:</p> <ul style="list-style-type: none"> <li>• [ ]—Brackets enclose the number that precedes the AS path. This number represents the number of ASs present in the AS path, when calculated as defined in RFC 4271. This value is used the AS-path merge process, as defined in RFC 4893.</li> <li>• [ ]—If more than one AS number is configured on the router, or if AS path prepending is configured, brackets enclose the local AS number associated with the AS path.</li> <li>• { }—Braces enclose AS sets, which are groups of AS numbers in which the order does not matter. A set commonly results from route aggregation. The numbers in each AS set are displayed in ascending order.</li> <li>• ( )—Parentheses enclose a confederation.</li> <li>• ( [ ] )—Parentheses and brackets enclose a confederation set.</li> </ul> <p><b>NOTE:</b> In Junos OS Release 10.3 and later, the AS path field displays an unrecognized attribute and associated hexadecimal value if BGP receives attribute 128 (attribute set) and you have not configured an independent domain in any routing instance.</p> | All levels       |
| Cluster list         | (For route reflected output only) Cluster ID sent by the route reflector.                                                                                                                                                                                                                                                                                                                                                                                                                                                                                                                                                                                                                                                                                                                                                                                                                                                                                                                                                                                                                                                                                                                                                                                                                                                                                                                                                                                                                                                                                                      | detail extensive |
| Originator ID        | (For route reflected output only) Address of routing device that originally sent the route to the route reflector.                                                                                                                                                                                                                                                                                                                                                                                                                                                                                                                                                                                                                                                                                                                                                                                                                                                                                                                                                                                                                                                                                                                                                                                                                                                                                                                                                                                                                                                             | detail extensive |
| Communities          | Community path attribute for the route. See the Output Field table in the <a href="#">show route detail</a> command for all possible values for this field.                                                                                                                                                                                                                                                                                                                                                                                                                                                                                                                                                                                                                                                                                                                                                                                                                                                                                                                                                                                                                                                                                                                                                                                                                                                                                                                                                                                                                    | detail extensive |
| AIGP                 | Accumulated interior gateway protocol (AIGP) BGP attribute.                                                                                                                                                                                                                                                                                                                                                                                                                                                                                                                                                                                                                                                                                                                                                                                                                                                                                                                                                                                                                                                                                                                                                                                                                                                                                                                                                                                                                                                                                                                    | detail extensive |
| Attrset AS           | Number, local preference, and path of the AS that originated the route. These values are stored in the <b>Attrset</b> attribute at the originating routing device.                                                                                                                                                                                                                                                                                                                                                                                                                                                                                                                                                                                                                                                                                                                                                                                                                                                                                                                                                                                                                                                                                                                                                                                                                                                                                                                                                                                                             | detail extensive |
| Layer2-info: encaps  | Layer 2 encapsulation (for example, VPLS).                                                                                                                                                                                                                                                                                                                                                                                                                                                                                                                                                                                                                                                                                                                                                                                                                                                                                                                                                                                                                                                                                                                                                                                                                                                                                                                                                                                                                                                                                                                                     | detail extensive |
| control flags        | Control flags: <b>none</b> or <b>Site Down</b> .                                                                                                                                                                                                                                                                                                                                                                                                                                                                                                                                                                                                                                                                                                                                                                                                                                                                                                                                                                                                                                                                                                                                                                                                                                                                                                                                                                                                                                                                                                                               | detail extensive |

Table 23: show route receive-protocol Output Fields (*continued*)

| Field Name | Field Description                                       | Level of Output  |
|------------|---------------------------------------------------------|------------------|
| mtu        | Maximum transmission unit (MTU) of the Layer 2 circuit. | detail extensive |

## Sample Output

### show route receive-protocol bgp

```

user@host> show route receive-protocol bgp 10.255.245.215

inet.0: 28 destinations, 33 routes (27 active, 0 holddown, 1 hidden)
Prefix Next hop MED Lclpref AS path
10.22.1.0/24 10.255.245.215 0 100 I
10.22.2.0/24 10.255.245.215 0 100 I

```

### show route receive-protocol bgp extensive

```

user@host> show route receive-protocol bgp 10.255.245.63 extensive
inet.0: 244 destinations, 244 routes (243 active, 0 holddown, 1 hidden)
Prefix Next hop MED Lclpref AS path
1.1.1.0/24 (1 entry, 1 announced)
 Next hop: 10.0.50.3
 Localpref: 100
 AS path: I <Originator>
 Cluster list: 10.2.3.1
 Originator ID: 10.255.245.45
165.3.0.0/16 (1 entry, 1 announced)
 Next hop: 111.222.5.254
 Localpref: 100
 AS path: I <Originator>
 Cluster list: 10.2.3.1
 Originator ID: 10.255.245.68
165.4.0.0/16 (1 entry, 1 announced)
 Next hop: 111.222.5.254
 Localpref: 100
 AS path: I <Originator>
 Cluster list: 10.2.3.1
 Originator ID: 10.255.245.45
195.1.2.0/24 (1 entry, 1 announced)
 Next hop: 111.222.5.254
 Localpref: 100
 AS path: I <Originator>
 Cluster list: 10.2.3.1
 Originator ID: 10.255.245.68
inet.2: 63 destinations, 63 routes (63 active, 0 holddown, 0 hidden)
Prefix Next hop MED Lclpref AS path
inet.3: 10 destinations, 10 routes (10 active, 0 holddown, 0 hidden)
Prefix Next hop MED Lclpref AS path
iso.0: 1 destinations, 1 routes (1 active, 0 holddown, 0 hidden)
Prefix Next hop MED Lclpref AS path
mpls.0: 48 destinations, 48 routes (48 active, 0 holddown, 0 hidden)

```

### show route receive-protocol bgp table extensive

```

user@host> show route receive-protocol bgp 207.17.136.192 table inet.0 66.117.68.0/24 extensive
inet.0: 227315 destinations, 227316 routes (227302 active, 0 holddown, 13 hidden)
* 66.117.63.0/24 (1 entry, 1 announced)
 Nexthop: 207.17.136.29

```

```

Localpref: 100
AS path: AS2 PA[6]: 14203 2914 3356 29748 33437 AS_TRANS
AS path: AS4 PA[2]: 33437 393219
AS path: Merged[6]: 14203 2914 3356 29748 33437 393219 I
Communities: 2914:420

```

### show route receive-protocol bgp logical-system extensive

```

user@host> show route receive-protocol bgp 10.0.0.9 logical-system PE4 extensive
inet.0: 12 destinations, 13 routes (12 active, 0 holddown, 0 hidden)
* 10.0.0.0/30 (1 entry, 1 announced)
 Accepted
 Route Label: 3
 Nexthop: 10.0.0.9
 AS path: 13979 I

* 10.0.0.4/30 (1 entry, 1 announced)
 Accepted
 Route Label: 3
 Nexthop: 10.0.0.9
 AS path: 13979 I

10.0.0.8/30 (2 entries, 1 announced)
 Accepted
 Route Label: 3
 Nexthop: 10.0.0.9
 AS path: 13979 I

* 10.9.9.1/32 (1 entry, 1 announced)
 Accepted
 Route Label: 3
 Nexthop: 10.0.0.9
 AS path: 13979 I

* 10.100.1.1/32 (1 entry, 1 announced)
 Accepted
 Route Label: 3
 Nexthop: 10.0.0.9
 AS path: 13979 I

* 44.0.0.0/24 (1 entry, 1 announced)
 Accepted
 Route Label: 300096
 Nexthop: 10.0.0.9
 AS path: 13979 I
 AIGP: 203

* 55.0.0.0/24 (1 entry, 1 announced)
 Accepted
 Route Label: 300112
 Nexthop: 10.0.0.9
 AS path: 13979 7018 I
 AIGP: 25

* 66.0.0.0/24 (1 entry, 1 announced)
 Accepted
 Route Label: 300144
 Nexthop: 10.0.0.9
 AS path: 13979 7018 I

* 99.0.0.0/24 (1 entry, 1 announced)

```

```

Accepted
Route Label: 300160
Nexthop: 10.0.0.9
AS path: 13979 7018 I

```

### show route receive-protocol bgp detail (Layer 2 VPN)

```

user@host> show route receive-protocol bgp 10.255.14.171 detail
inet.0: 68 destinations, 68 routes (67 active, 0 holddown, 1 hidden)
Prefix Nexthop MED Lclpref AS path
inet.3: 4 destinations, 4 routes (4 active, 0 holddown, 0 hidden)
Prefix Nexthop MED Lclpref AS path
iso.0: 1 destinations, 1 routes (1 active, 0 holddown, 0 hidden)
Prefix Nexthop MED Lclpref AS path
mpls.0: 10 destinations, 10 routes (10 active, 0 holddown, 0 hidden)
Prefix Nexthop MED Lclpref AS path
frame-vpn.l2vpn.0: 2 destinations, 2 routes (2 active, 0 holddown, 0
hidden)
Prefix Nexthop MED Lclpref AS path
10.255.245.35:1:5:1/96 (1 entry, 1 announced)
 Route Distinguisher: 10.255.245.35:1
 Label-base : 800000, range : 4, status-vector : 0x0
 Nexthop: 10.255.245.35
 Localpref: 100
 AS path: I
 Communities: target:65299:100 Layer2-info: encaps:FRAME RELAY,
 control flags: 0, mtu: 0
bgp.l2vpn.0: 1 destinations, 1 routes (1 active, 0 holddown, 0 hidden)
Prefix Nexthop MED Lclpref AS path
10.255.245.35:1:5:1/96 (1 entry, 0 announced)
 Route Distinguisher: 10.255.245.35:1
 Label-base : 800000, range : 4, status-vector : 0x0
 Nexthop: 10.255.245.35
 Localpref: 100
 AS path: I
 Communities: target:65299:100 Layer2-info: encaps:FRAME RELAY,
 control flags: 0, mtu: 0

```

### show route receive-protocol bgp extensive (Layer 2 VPN)

```

user@host> show route receive-protocol bgp 10.255.14.171 extensive
inet.0: 68 destinations, 68 routes (67 active, 0 holddown, 1 hidden)
Prefix Nexthop MED Lclpref AS path
inet.3: 4 destinations, 4 routes (4 active, 0 holddown, 0 hidden)
Prefix Nexthop MED Lclpref AS path
iso.0: 1 destinations, 1 routes (1 active, 0 holddown, 0 hidden)
Prefix Nexthop MED Lclpref AS path
mpls.0: 10 destinations, 10 routes (10 active, 0 holddown, 0 hidden)
Prefix Nexthop MED Lclpref AS path
frame-vpn.l2vpn.0: 2 destinations, 2 routes (2 active, 0 holddown, 0 hidden)
Prefix Nexthop MED Lclpref AS path
10.255.245.35:1:5:1/96 (1 entry, 1 announced)
 Route Distinguisher: 10.255.245.35:1
 Label-base : 800000, range : 4, status-vector : 0x0
 Nexthop: 10.255.245.35
 Localpref: 100
 AS path: I
 Communities: target:65299:100 Layer2-info: encaps:FRAME RELAY,
 control flags: 0, mtu: 0
bgp.l2vpn.0: 1 destinations, 1 routes (1 active, 0 holddown, 0 hidden)
Prefix Nexthop MED Lclpref AS path

```

```

10.255.245.35:1:5:1/96 (1 entry, 0 announced)
 Route Distinguisher: 10.255.245.35:1
 Label-base : 800000, range : 4, status-vector : 0x0
 Nexthop: 10.255.245.35
 Localpref: 100
 AS path: I
 Communities: target:65299:100 Layer2-info: encaps:FRAME RELAY,
 control flags:0, mtu: 0

```

### show route receive-protocol bgp (Layer 3 VPN)

```

user@host> show route receive-protocol bgp 10.255.14.171
inet.0: 33 destinations, 33 routes (32 active, 0 holddown, 1 hidden)
Prefix Nexthop MED Lclpref AS path
inet.3: 2 destinations, 2 routes (2 active, 0 holddown, 0 hidden)
Prefix Nexthop MED Lclpref AS path
VPN-A.inet.0: 6 destinations, 6 routes (6 active, 0 holddown, 0 hidden)
Prefix Nexthop MED Lclpref AS path
10.255.14.175/32 10.255.14.171 100 2 I
10.255.14.179/32 10.255.14.171 2 100 I
VPN-B.inet.0: 6 destinations, 6 routes (6 active, 0 holddown, 0 hidden)
Prefix Nexthop MED Lclpref AS path
10.255.14.175/32 10.255.14.171 100 2 I
10.255.14.177/32 10.255.14.171 100 I
iso.0: 1 destinations, 1 routes (1 active, 0 holddown, 0 hidden)
Prefix Nexthop MED Lclpref AS path
mpls.0: 9 destinations, 9 routes (9 active, 0 holddown, 0 hidden)
Prefix Nexthop MED Lclpref AS path
bgp.l3vpn.0: 3 destinations, 3 routes (3 active, 0 holddown, 0 hidden)
Prefix Nexthop MED Lclpref AS path
10.255.14.171:300:10.255.14.177/32
 10.255.14.171 100 I
10.255.14.171:100:10.255.14.179/32
 10.255.14.171 2 100 I
10.255.14.171:200:10.255.14.175/32
 10.255.14.171 100 2 I

```

### show route receive-protocol bgp detail (Layer 3 VPN)

```

user@host> show route receive-protocol bgp 10.255.14.174 detail
inet.0: 16 destinations, 17 routes (15 active, 0 holddown, 1 hidden)
inet.3: 2 destinations, 2 routes (2 active, 0 holddown, 0 hidden)
vpna.inet.0: 5 destinations, 5 routes (5 active, 0 holddown, 0 hidden)
* 10.49.0.0/30 (1 entry, 1 announced)
 Route Distinguisher: 10.255.14.176:2
 VPN Label: 101264
 Nexthop: 10.255.14.174
 Localpref: 100
 AS path: I
 Communities: target:200:100
 AttrSet AS: 100
 Localpref: 100
 AS path: I
* 10.255.14.172/32 (1 entry, 1 announced)
 Route Distinguisher: 10.255.14.176:2
 VPN Label: 101280
 Nexthop: 10.255.14.174
 Localpref: 100
 AS path: I
 Communities: target:200:100
 AttrSet AS: 100

```

```

 Localpref: 100
 AS path: I
iso.0: 1 destinations, 1 routes (1 active, 0 holddown, 0 hidden)
mpls.0: 5 destinations, 5 routes (5 active, 0 holddown, 0 hidden)
bgp.l3vpn.0: 2 destinations, 2 routes (2 active, 0 holddown, 0 hidden)
* 10.255.14.174:2:10.49.0.0/30 (1 entry, 0 announced)
 Route Distinguisher: 10.255.14.174:2
 VPN Label: 101264
 Nexthop: 10.255.14.174
 Localpref: 100
 AS path: I
 Communities: target:200:100
 AttrSet AS: 100
 Localpref: 100
 AS path: I
* 10.255.14.174:2:10.255.14.172/32 (1 entry, 0 announced)
 Route Distinguisher: 10.255.14.174:2
 VPN Label: 101280
 Nexthop: 10.255.14.174
 Localpref: 100
 AS path: I
 Communities: target:200:100
 AttrSet AS: 100
 Localpref: 100
 AS path: I
inet6.0: 2 destinations, 2 routes (2 active, 0 holddown, 0 hidden)

```

#### show route receive-protocol bgp detail (Long-Lived Graceful Restart)

```

user@host> show route receive-protocol bgp 10.4.12.11 detail

bgp.l2vpn.0: 38 destinations, 39 routes (37 active, 0 holddown, 1 hidden)
* 1.1.1.4:100:1.1.1.4/96 AD (1 entry, 1 announced)
 Accepted LongLivedStale LongLivedStaleImport
 Nexthop: 10.4.12.11
 Localpref: 100
 AS path: I

```

#### show route receive-protocol bgp extensive (Layer 3 VPN)

```

user@host> show route receive-protocol bgp 10.255.245.63 extensive
inet.0: 244 destinations, 244 routes (243 active, 0 holddown, 1 hidden)
 Prefix Nexthop MED Lclpref AS path
 1.1.1.0/24 (1 entry, 1 announced)
 Nexthop: 10.0.50.3
 Localpref: 100
 AS path: I <Originator>
 Cluster list: 10.2.3.1
 Originator ID: 10.255.245.45
 165.3.0.0/16 (1 entry, 1 announced)
 Nexthop: 111.222.5.254
 Localpref: 100
 AS path: I <Originator>
 Cluster list: 10.2.3.1
 Originator ID: 10.255.245.68
 165.4.0.0/16 (1 entry, 1 announced)
 Nexthop: 111.222.5.254
 Localpref: 100
 AS path: I <Originator>
 Cluster list: 10.2.3.1
 Originator ID: 10.255.245.45

```



```
195.1.2.0/24 (1 entry, 1 announced)
 Nexthop: 111.222.5.254
 Localpref: 100
 AS path: I <Originator>
 Cluster list: 10.2.3.1
 Originator ID: 10.255.245.68
inet.2: 63 destinations, 63 routes (63 active, 0 holddown, 0 hidden)
Prefix Nexthop MED Lclpref AS path
inet.3: 10 destinations, 10 routes (10 active, 0 holddown, 0 hidden)
Prefix Nexthop MED Lclpref AS path
iso.0: 1 destinations, 1 routes (1 active, 0 holddown, 0 hidden)
Prefix Nexthop MED Lclpref AS path
mpls.0: 48 destinations, 48 routes (48 active, 0 holddown, 0 hidden)
```

## show route resolution

---

|                                    |                                                                                                                                                                                                                                                                                                                                                                                                                                                                                                                                                                                                                                                                                                                                                                                                                                                            |
|------------------------------------|------------------------------------------------------------------------------------------------------------------------------------------------------------------------------------------------------------------------------------------------------------------------------------------------------------------------------------------------------------------------------------------------------------------------------------------------------------------------------------------------------------------------------------------------------------------------------------------------------------------------------------------------------------------------------------------------------------------------------------------------------------------------------------------------------------------------------------------------------------|
| <b>List of Syntax</b>              | <a href="#">Syntax on page 314</a><br><a href="#">Syntax (EX Series Switches) on page 314</a>                                                                                                                                                                                                                                                                                                                                                                                                                                                                                                                                                                                                                                                                                                                                                              |
| <b>Syntax</b>                      | <pre>show route resolution &lt;brief   detail   extensive   summary&gt; &lt;index <i>index</i>&gt; &lt;logical-system (all   <i>logical-system-name</i>)&gt; &lt;prefix&gt; &lt;table <i>routing-table-name</i>&gt; &lt;unresolved&gt;</pre>                                                                                                                                                                                                                                                                                                                                                                                                                                                                                                                                                                                                               |
| <b>Syntax (EX Series Switches)</b> | <pre>show route resolution &lt;brief   detail   extensive   summary&gt; &lt;index <i>index</i>&gt; &lt;prefix&gt; &lt;table <i>routing-table-name</i>&gt; &lt;unresolved&gt;</pre>                                                                                                                                                                                                                                                                                                                                                                                                                                                                                                                                                                                                                                                                         |
| <b>Release Information</b>         | Command introduced before Junos OS Release 7.4.<br>Command introduced in Junos OS Release 9.0 for EX Series switches.                                                                                                                                                                                                                                                                                                                                                                                                                                                                                                                                                                                                                                                                                                                                      |
| <b>Description</b>                 | Display the entries in the next-hop resolution database. This database provides for recursive resolution of next hops through other prefixes in the routing table.                                                                                                                                                                                                                                                                                                                                                                                                                                                                                                                                                                                                                                                                                         |
| <b>Options</b>                     | <p><b>none</b>—Display standard information about all entries in the next-hop resolution database.</p> <p><b>brief   detail   extensive   summary</b>—(Optional) Display the specified level of output.</p> <p><b>index <i>index</i></b>—(Optional) Show the index of the resolution tree.</p> <p><b>logical-system (all   <i>logical-system-name</i>)</b>—(Optional) Perform this operation on all logical systems or on a particular logical system.</p> <p><b>prefix <i>network/destination-prefix</i></b>—(Optional) Display database entries for the specified address.</p> <p><b>table <i>routing-table-name</i></b>—(Optional) Display information about a particular routing table (for example, <b>inet.0</b>) where policy-based export is currently enabled.</p> <p><b>unresolved</b>—(Optional) Display routes that could not be resolved.</p> |
| <b>Required Privilege Level</b>    | view                                                                                                                                                                                                                                                                                                                                                                                                                                                                                                                                                                                                                                                                                                                                                                                                                                                       |
| <b>Related Documentation</b>       | <ul style="list-style-type: none"><li>• <a href="#">Example: Configuring Route Resolution on PE Routers</a></li></ul>                                                                                                                                                                                                                                                                                                                                                                                                                                                                                                                                                                                                                                                                                                                                      |
| <b>List of Sample Output</b>       | <a href="#">show route resolution detail on page 315</a><br><a href="#">show route resolution summary on page 316</a><br><a href="#">show route resolution unresolved on page 316</a>                                                                                                                                                                                                                                                                                                                                                                                                                                                                                                                                                                                                                                                                      |

**Output Fields** Table 24 on page 315 describes the output fields for the **show route resolution** command. Output fields are listed in the approximate order in which they appear.

**Table 24: show route resolution Output Fields**

| Field Name                         | Field Description                                                                                                                                                                                                                                                                                                                                     |
|------------------------------------|-------------------------------------------------------------------------------------------------------------------------------------------------------------------------------------------------------------------------------------------------------------------------------------------------------------------------------------------------------|
| <i>routing-table-name</i>          | Name of the routing table whose prefixes are resolved using the entries in the route resolution database. For routing table groups, this is the name of the primary routing table whose prefixes are resolved using the entries in the route resolution database.                                                                                     |
| <b>Tree index</b>                  | Tree index identifier.                                                                                                                                                                                                                                                                                                                                |
| <b>Nodes</b>                       | Number of nodes in the tree.                                                                                                                                                                                                                                                                                                                          |
| <b>Reference count</b>             | Number of references made to the next hop.                                                                                                                                                                                                                                                                                                            |
| <b>Contributing routing tables</b> | Routing tables used for next-hop resolution.                                                                                                                                                                                                                                                                                                          |
| <b>Originating RIB</b>             | Name of the routing table whose active route was used to determine the forwarding next-hop entry in the resolution database. For example, in the case of <b>inet.0</b> resolving through <b>inet.0</b> and <b>inet.3</b> , this field indicates which routing table, <b>inet.0</b> or <b>inet.3</b> , provided the best path for a particular prefix. |
| <b>Metric</b>                      | Metric associated with the forwarding next hop.                                                                                                                                                                                                                                                                                                       |
| <b>Node path count</b>             | Number of nodes in the path.                                                                                                                                                                                                                                                                                                                          |
| <b>Forwarding next hops</b>        | Number of forwarding next hops. The forwarding next hop is the network layer address of the directly reachable neighboring system (if applicable) and the interface used to reach it.                                                                                                                                                                 |

## Sample Output

### show route resolution detail

```

user@host> show route resolution detail
Tree Index: 1, Nodes 0, Reference Count 1
Contributing routing tables: inet.3
Tree Index: 2, Nodes 23, Reference Count 1
Contributing routing tables: inet.0 inet.3
10.10.0.0/16 Originating RIB: inet.0
 Node path count: 1
 Forwarding nexthops: 1
10.31.1.0/30 Originating RIB: inet.0
 Node path count: 1
 Forwarding nexthops: 1
10.31.1.1/32 Originating RIB: inet.0
 Node path count: 1
 Forwarding nexthops: 0
10.31.1.4/30 Originating RIB: inet.0
 Node path count: 1
 Forwarding nexthops: 1
10.31.1.5/32 Originating RIB: inet.0

```

```
Node path count: 1
Forwarding nexthops: 0
10.31.2.0/30 Originating RIB: inet.0
Metric: 2 Node path count: 1
Forwarding nexthops: 2
10.31.11.0/24 Originating RIB: inet.0
Node path count: 1
Forwarding nexthops: 1
```

#### show route resolution summary

```
user@host> show route resolution summary
Tree Index: 1, Nodes 24, Reference Count 1
Contributing routing tables: :voice.inet.0 :voice.inet.3
Tree Index: 2, Nodes 2, Reference Count 1
Contributing routing tables: inet.3
Tree Index: 3, Nodes 43, Reference Count 1
Contributing routing tables: inet.0 inet.3
```

#### show route resolution unresolved

```
user@host> show route resolution unresolved
Tree Index 1
vt-3/2/0.32769.0 /16
 Protocol Nexthop: 10.255.71.238 Push 800000
 Indirect nexthop: 0 -
vt-3/2/0.32772.0 /16
 Protocol Nexthop: 10.255.70.103 Push 800008
 Indirect nexthop: 0 -
Tree Index 2
```

## show route snooping

|                                 |                                                                                                                                                                                                                                                                                                                                                                                                                                                                                                                                                                                                                                                                                                                                                                                                                                                                                                                                                                                                   |
|---------------------------------|---------------------------------------------------------------------------------------------------------------------------------------------------------------------------------------------------------------------------------------------------------------------------------------------------------------------------------------------------------------------------------------------------------------------------------------------------------------------------------------------------------------------------------------------------------------------------------------------------------------------------------------------------------------------------------------------------------------------------------------------------------------------------------------------------------------------------------------------------------------------------------------------------------------------------------------------------------------------------------------------------|
| <b>Syntax</b>                   | <pre>show route snooping &lt;brief   detail   extensive   terse&gt; &lt;all&gt; &lt;best address/prefix&gt; &lt;exact address&gt; &lt;logical-system logical-system-name&gt; &lt;range prefix-range&gt; &lt;summary&gt; &lt;table table-name&gt;</pre>                                                                                                                                                                                                                                                                                                                                                                                                                                                                                                                                                                                                                                                                                                                                            |
| <b>Release Information</b>      | <p>Command introduced in Junos OS Release 8.5.</p> <p>Command introduced in Junos OS Release 9.0 for EX Series switches.</p>                                                                                                                                                                                                                                                                                                                                                                                                                                                                                                                                                                                                                                                                                                                                                                                                                                                                      |
| <b>Description</b>              | Display the entries in the routing table that were learned from snooping.                                                                                                                                                                                                                                                                                                                                                                                                                                                                                                                                                                                                                                                                                                                                                                                                                                                                                                                         |
| <b>Options</b>                  | <p><b>none</b>—Display the entries in the routing table that were learned from snooping.</p> <p><b>brief   detail   extensive   terse</b>—(Optional) Display the specified level of output. If you do not specify a level of output, the system defaults to <b>brief</b>.</p> <p><b>all</b>—(Optional) Display all entries, including hidden entries.</p> <p><b>best address/prefix</b>—(Optional) Display the longest match for the provided address and optional prefix.</p> <p><b>exact address/prefix</b>—(Optional) Display exact matches for the provided address and optional prefix.</p> <p><b>logical-system logical-system-name</b>—(Optional) Display information about a particular logical system, or type 'all'.</p> <p><b>range prefix-range</b>—(Optional) Display information for the provided address range.</p> <p><b>summary</b>—(Optional) Display route snooping summary statistics.</p> <p><b>table table-name</b>—(Optional) Display information for the named table.</p> |
| <b>Required Privilege Level</b> | view                                                                                                                                                                                                                                                                                                                                                                                                                                                                                                                                                                                                                                                                                                                                                                                                                                                                                                                                                                                              |
| <b>List of Sample Output</b>    | <p><a href="#">show route snooping detail on page 317</a></p> <p><a href="#">show route snooping logical-system all on page 318</a></p>                                                                                                                                                                                                                                                                                                                                                                                                                                                                                                                                                                                                                                                                                                                                                                                                                                                           |
| <b>Output Fields</b>            | For information about output fields, see the output field tables for the <a href="#">show route</a> command, the <a href="#">show route detail</a> command, the <a href="#">show route extensive</a> command, or the <a href="#">show route terse</a> command.                                                                                                                                                                                                                                                                                                                                                                                                                                                                                                                                                                                                                                                                                                                                    |

## Sample Output

### show route snooping detail

```
user@host> show route snooping detail
```

```

__+domainAll__.inet.0: 2 destinations, 2 routes (2 active, 0 holddown, 0 hidden)

224.0.0.2/32 (1 entry, 1 announced)
 *IGMP Preference: 0
 Next hop type: MultiRecv
 Next-hop reference count: 4
 State: <Active NoReadvrt Int>
 Age: 2:24
 Task: IGMP
 Announcement bits (1): 0-KRT
 AS path: I

224.0.0.22/32 (1 entry, 1 announced)
 *IGMP Preference: 0
 Next hop type: MultiRecv
 Next-hop reference count: 4
 State: <Active NoReadvrt Int>
 Age: 2:24
 Task: IGMP
 Announcement bits (1): 0-KRT
 AS path: I

__+domainAll__.inet.1: 36 destinations, 36 routes (36 active, 0 holddown, 0 hidden)

224.0.0.0.0.0.0.0/24 (1 entry, 1 announced)
 *Multicast Preference: 180
 Next hop type: Multicast (IPv4), Next hop index: 1048584
 Next-hop reference count: 4
 State: <Active Int>
 Age: 2:24
 Task: MC
 Announcement bits (1): 0-KRT
 AS path: I

<snip>

```

### show route snooping logical-system all

```

user@host> show route snooping logical-system all

logical-system: default

inet.1: 20 destinations, 20 routes (20 active, 0 holddown, 0 hidden)
Restart Unsupported
+ = Active Route, - = Last Active, * = Both

0.0,0.1,0.0,232.1.1.65,100.1.1.2/112*[Multicast/180] 00:07:36
 Multicast (IPv4) Composite
0.0,0.1,0.0,232.1.1.66,100.1.1.2/112*[Multicast/180] 00:07:36
 Multicast (IPv4) Composite
0.0,0.1,0.0,232.1.1.67,100.1.1.2/112*[Multicast/180] 00:07:36

<snip>

default-switch.inet.1: 237 dest, 237 rts (237 active, 0 holddown, 0 hidden)
Restart Complete
+ = Active Route, - = Last Active, * = Both

0.15,0.1,0.0,0.0.0.0,0.0.0.0,2/120*[Multicast/180] 00:08:21
 Multicast (IPv4) Composite
0.15,0.1,0.0,0.0.0.0,0.0.0.0,2,17/128*[Multicast/180] 00:08:21

```

### Multicast (IPv4) Composite

<snip>

## show route source-gateway

---

|                                    |                                                                                                                                                                                                                                                                                                                                                                                           |
|------------------------------------|-------------------------------------------------------------------------------------------------------------------------------------------------------------------------------------------------------------------------------------------------------------------------------------------------------------------------------------------------------------------------------------------|
| <b>List of Syntax</b>              | <a href="#">Syntax on page 320</a><br><a href="#">Syntax (EX Series Switches) on page 320</a>                                                                                                                                                                                                                                                                                             |
| <b>Syntax</b>                      | <code>show route source-gateway address</code><br><brief   detail   extensive   terse><br><logical-system (all   <i>logical-system-name</i> )>                                                                                                                                                                                                                                            |
| <b>Syntax (EX Series Switches)</b> | <code>show route source-gateway address</code><br><brief   detail   extensive   terse>                                                                                                                                                                                                                                                                                                    |
| <b>Release Information</b>         | Command introduced before Junos OS Release 7.4.<br>Command introduced in Junos OS Release 9.0 for EX Series switches.                                                                                                                                                                                                                                                                     |
| <b>Description</b>                 | Display the entries in the routing table that were learned from a particular address. The <b>Source</b> field in the <code>show route detail</code> command output lists the source for each route, if known.                                                                                                                                                                             |
| <b>Options</b>                     | <b>brief   detail   extensive   terse</b> —(Optional) Display the specified level of output. If you do not specify a level of output, the system defaults to <b>brief</b> .<br><br><b>address</b> —IP address of the system.<br><br><b>logical-system (all   <i>logical-system-name</i>)</b> —(Optional) Perform this operation on all logical systems or on a particular logical system. |
| <b>Required Privilege Level</b>    | view                                                                                                                                                                                                                                                                                                                                                                                      |
| <b>List of Sample Output</b>       | <a href="#">show route source-gateway on page 320</a><br><a href="#">show route source-gateway detail on page 321</a><br><a href="#">show route source-gateway extensive on page 323</a>                                                                                                                                                                                                  |
| <b>Output Fields</b>               | For information about output fields, see the output field tables for the <a href="#">show route</a> command, the <a href="#">show route detail</a> command, the <a href="#">show route extensive</a> command, or the <a href="#">show route terse</a> command.                                                                                                                            |

## Sample Output

### show route source-gateway

```
user@host> show route source-gateway 10.255.70.103
inet.0: 24 destinations, 25 routes (23 active, 0 holddown, 1 hidden)
Restart Complete

inet.3: 2 destinations, 2 routes (2 active, 0 holddown, 0 hidden)
Restart Complete

private1___.inet.0: 2 destinations, 3 routes (2 active, 0 holddown, 0 hidden)

iso.0: 1 destinations, 1 routes (1 active, 0 holddown, 0 hidden)
Restart Complete
```



```

mpls.0: 7 destinations, 7 routes (5 active, 0 holddown, 2 hidden)
Restart Complete

inet6.0: 5 destinations, 5 routes (5 active, 0 holddown, 0 hidden)
Restart Complete

private1___.inet6.0: 1 destinations, 1 routes (1 active, 0 holddown, 0 hidden)

green.l2vpn.0: 4 destinations, 4 routes (4 active, 0 holddown, 0 hidden)
Restart Complete
+ = Active Route, - = Last Active, * = Both

10.255.70.103:1:3:1/96
 *[BGP/170] 12:12:24, localpref 100, from 10.255.70.103
 AS path: I
 > via so-0/3/0.0, label-switched-path green-r1-r3

red.l2vpn.0: 3 destinations, 3 routes (3 active, 0 holddown, 0 hidden)
Restart Complete
+ = Active Route, - = Last Active, * = Both

10.255.70.103:2:3:1/96
 *[BGP/170] 12:12:24, localpref 0, from 10.255.70.103
 AS path: I
 > via so-0/3/0.0, label-switched-path green-r1-r3

bgp.l2vpn.0: 4 destinations, 4 routes (4 active, 0 holddown, 0 hidden)
Restart Complete
+ = Active Route, - = Last Active, * = Both

10.255.70.103:1:3:1/96
 *[BGP/170] 12:12:24, localpref 100, from 10.255.70.103
 AS path: I
 > via so-0/3/0.0, label-switched-path green-r1-r3

10.255.70.103:2:3:1/96
 *[BGP/170] 12:12:24, localpref 0, from 10.255.70.103
 AS path: I
 > via so-0/3/0.0, label-switched-path green-r1-r3

```

#### show route source-gateway detail

```

user@host> show route source-gateway 10.255.70.103 detail
inet.0: 24 destinations, 25 routes (23 active, 0 holddown, 1 hidden)
Restart Complete

inet.3: 2 destinations, 2 routes (2 active, 0 holddown, 0 hidden)
Restart Complete

private1___.inet.0: 2 destinations, 3 routes (2 active, 0 holddown, 0 hidden)

iso.0: 1 destinations, 1 routes (1 active, 0 holddown, 0 hidden)
Restart Complete

mpls.0: 7 destinations, 7 routes (5 active, 0 holddown, 2 hidden)
Restart Complete

inet6.0: 5 destinations, 5 routes (5 active, 0 holddown, 0 hidden)
Restart Complete
green.l2vpn.0: 4 destinations, 4 routes (4 active, 0 holddown, 0 hidden)

```

Restart Complete

10.255.70.103:1:3:1/96 (1 entry, 1 announced)

```
*BGP Preference: 170/-101
 Route Distinguisher: 10.255.70.103:1
 Next-hop reference count: 7
 Source: 10.255.70.103
 Protocol next hop: 10.255.70.103
 Indirect next hop: 2 no-forward
 State: <Secondary Active Int Ext>
 Local AS: 69 Peer AS: 69
 Age: 12:14:00 Metric2: 1
 Task: BGP_69.10.255.70.103+179
 Announcement bits (1): 0-green-12vpn
 AS path: I
 Communities: target:11111:1 Layer2-info: encaps:VPLS,
 control flags:, mtu: 0
 Label-base: 800008, range: 8
 Localpref: 100
 Router ID: 10.255.70.103
 Primary Routing Table bgp.12vpn.0
```

red.12vpn.0: 3 destinations, 3 routes (3 active, 0 holddown, 0 hidden)

Restart Complete

10.255.70.103:2:3:1/96 (1 entry, 1 announced)

```
*BGP Preference: 170/-1
 Route Distinguisher: 10.255.70.103:2
 Next-hop reference count: 7
 Source: 10.255.70.103
 Protocol next hop: 10.255.70.103
 Indirect next hop: 2 no-forward
 State: <Secondary Active Int Ext>
 Local AS: 69 Peer AS: 69
 Age: 12:14:00 Metric2: 1
 Task: BGP_69.10.255.70.103+179
 Announcement bits (1): 0-red-12vpn
 AS path: I
 Communities: target:11111:2 Layer2-info: encaps:VPLS,
 control flags:Site-Down, mtu: 0
 Label-base: 800016, range: 8
 Localpref: 0
 Router ID: 10.255.70.103
 Primary Routing Table bgp.12vpn.0
```

bgp.12vpn.0: 4 destinations, 4 routes (4 active, 0 holddown, 0 hidden)

Restart Complete

10.255.70.103:1:3:1/96 (1 entry, 0 announced)

```
*BGP Preference: 170/-101
 Route Distinguisher: 10.255.70.103:1
 Next-hop reference count: 7
 Source: 10.255.70.103
 Protocol next hop: 10.255.70.103
 Indirect next hop: 2 no-forward
 State: <Active Int Ext>
 Local AS: 69 Peer AS: 69
 Age: 12:14:00 Metric2: 1
 Task: BGP_69.10.255.70.103+179
 AS path: I
 Communities: target:11111:1 Layer2-info: encaps:VPLS, control
 flags:, mtu: 0
```

```

Label-base: 800008, range: 8
Localpref: 100
Router ID: 10.255.70.103
Secondary Tables: green.l2vpn.0
10.255.70.103:2:3:1/96 (1 entry, 0 announced)
 *BGP Preference: 170/-1
 Route Distinguisher: 10.255.70.103:2
 Next-hop reference count: 7
 Source: 10.255.70.103
 Protocol next hop: 10.255.70.103
 Indirect next hop: 2 no-forward
 State: <Active Int Ext>
 Local AS: 69 Peer AS: 69
 Age: 12:14:00 Metric2: 1
 Task: BGP_69.10.255.70.103+179
 AS path: I
 Communities: target:11111:2 Layer2-info: encaps:VPLS,
 control flags:Site-Down,
 mtu: 0
 Label-base: 800016, range: 8
 Localpref: 0
 Router ID: 10.255.70.103
 Secondary Tables: red.l2vpn.0

```

#### show route source-gateway extensive

```

user@host> show route source-gateway 10.255.70.103 extensive
inet.0: 24 destinations, 25 routes (23 active, 0 holddown, 1 hidden)
Restart Complete

inet.3: 2 destinations, 2 routes (2 active, 0 holddown, 0 hidden)
Restart Complete

private1___.inet.0: 2 destinations, 3 routes (2 active, 0 holddown, 0 hidden)

iso.0: 1 destinations, 1 routes (1 active, 0 holddown, 0 hidden)
Restart Complete

mpls.0: 7 destinations, 7 routes (5 active, 0 holddown, 2 hidden)
Restart Complete

inet6.0: 5 destinations, 5 routes (5 active, 0 holddown, 0 hidden)
Restart Complete

green.l2vpn.0: 4 destinations, 4 routes (4 active, 0 holddown, 0 hidden)
Restart Complete
10.255.70.103:1:3:1/96 (1 entry, 1 announced)
 *BGP Preference: 170/-101
 Route Distinguisher: 10.255.70.103:1
 Next-hop reference count: 7
 Source: 10.255.70.103
 Protocol next hop: 10.255.70.103
 Indirect next hop: 2 no-forward
 State: <Secondary Active Int Ext>
 Local AS: 69 Peer AS: 69
 Age: 12:15:24 Metric2: 1
 Task: BGP_69.10.255.70.103+179
 Announcement bits (1): 0-green-l2vpn
 AS path: I
 Communities: target:11111:1 Layer2-info: encaps:VPLS,
 control flags:, mtu: 0

```

```

Label-base: 800008, range: 8
Localpref: 100
Router ID: 10.255.70.103
Primary Routing Table bgp.l2vpn.0

red.l2vpn.0: 3 destinations, 3 routes (3 active, 0 holddown, 0 hidden)
Restart Complete

10.255.70.103:2:3:1/96 (1 entry, 1 announced)
 *BGP Preference: 170/-1
 Route Distinguisher: 10.255.70.103:2
 Next-hop reference count: 7
 Source: 10.255.70.103
 Protocol next hop: 10.255.70.103
 Indirect next hop: 2 no-forward
 State: <Secondary Active Int Ext>
 Local AS: 69 Peer AS: 69
 Age: 12:15:24 Metric2: 1
 Task: BGP_69.10.255.70.103+179
 Announcement bits (1): 0-red-l2vpn
 AS path: I
 Communities: target:11111:2 Layer2-info: encaps:VPLS,
 control flags:Site-Down, mtu: 0
 Label-base: 800016, range: 8
 Localpref: 0
 Router ID: 10.255.70.103
 Primary Routing Table bgp.l2vpn.0

bgp.l2vpn.0: 4 destinations, 4 routes (4 active, 0 holddown, 0 hidden)
Restart Complete

10.255.70.103:1:3:1/96 (1 entry, 0 announced)
 *BGP Preference: 170/-101
 Route Distinguisher: 10.255.70.103:1
 Next-hop reference count: 7
 Source: 10.255.70.103
 Protocol next hop: 10.255.70.103
 Indirect next hop: 2 no-forward
 State: <Active Int Ext>
 Local AS: 69 Peer AS: 69
 Age: 12:15:24 Metric2: 1
 Task: BGP_69.10.255.70.103+179
 AS path: I
 Communities: target:11111:1 Layer2-info: encaps:VPLS,
 control flags:, mtu: 0
 Label-base: 800008, range: 8
 Localpref: 100
 Router ID: 10.255.70.103
 Secondary Tables: green.l2vpn.0
 Indirect next hops: 1
 Protocol next hop: 10.255.70.103 Metric: 2
 Indirect next hop: 2 no-forward
 Indirect path forwarding next hops: 1
 Next hop: via so-0/3/0.0 weight 0x1
 10.255.70.103/32 Originating RIB: inet.3
 Metric: 2 Node path count: 1
 Forwarding nexthops: 1
 Nexthop: via so-0/3/0.0

10.255.70.103:2:3:1/96 (1 entry, 0 announced)
 *BGP Preference: 170/-1

```

```
Route Distinguisher: 10.255.70.103:2
Next-hop reference count: 7
Source: 10.255.70.103
Protocol next hop: 10.255.70.103
Indirect next hop: 2 no-forward
State: <Active Int Ext>
Local AS: 69 Peer AS: 69
Age: 12:15:24 Metric2: 1
Task: BGP_69.10.255.70.103+179
AS path: I
Communities: target:11111:2 Layer2-info: encaps:VPLS,
control flags:Site-Down,
mtu: 0
Label-base: 800016, range: 8
Localpref: 0
Router ID: 10.255.70.103
Secondary Tables: red.12vpn.0
Indirect next hops: 1
 Protocol next hop: 10.255.70.103 Metric: 2
 Indirect next hop: 2 no-forward
 Indirect path forwarding next hops: 1
Next hop: via so-0/3/0.0 weight 0x1
 10.255.70.103/32 Originating RIB: inet.3
 Metric: 2 Node path count: 1
 Forwarding nexthops: 1
 Nexthop: via so-0/3/0.0
```

## show route summary

|                                    |                                                                                                                                                                                                                                                                                                                                                                                                                                                                                                                                                                                                                                                                      |
|------------------------------------|----------------------------------------------------------------------------------------------------------------------------------------------------------------------------------------------------------------------------------------------------------------------------------------------------------------------------------------------------------------------------------------------------------------------------------------------------------------------------------------------------------------------------------------------------------------------------------------------------------------------------------------------------------------------|
| <b>List of Syntax</b>              | <a href="#">Syntax on page 326</a><br><a href="#">Syntax (EX Series Switches) on page 326</a>                                                                                                                                                                                                                                                                                                                                                                                                                                                                                                                                                                        |
| <b>Syntax</b>                      | <pre>show route summary &lt;logical-system (all   <i>logical-system-name</i>)&gt; &lt;table <i>routing-table-name</i>&gt;</pre>                                                                                                                                                                                                                                                                                                                                                                                                                                                                                                                                      |
| <b>Syntax (EX Series Switches)</b> | show route summary                                                                                                                                                                                                                                                                                                                                                                                                                                                                                                                                                                                                                                                   |
| <b>Release Information</b>         | <p>Command introduced before Junos OS Release 7.4.</p> <p>Command introduced in Junos OS Release 9.0 for EX Series switches.</p>                                                                                                                                                                                                                                                                                                                                                                                                                                                                                                                                     |
| <b>Description</b>                 | <p>Display summary statistics about the entries in the routing table.</p> <p>CPU utilization might increase while the device learns routes. We recommend that you use the <b>show route summary</b> command after the device learns and enters the routes into the routing table. Depending on the size of your network, this might take several minutes. If you receive a “timeout communicating with routing daemon” error when using the <b>show route summary</b> command, wait several minutes before attempting to use the command again. This is not a critical system error, but you might experience a delay in using the command-line interface (CLI).</p> |
| <b>Options</b>                     | <p><b>none</b>—Display summary statistics about the entries in the routing table.</p> <p><b>logical-system (all   <i>logical-system-name</i>)</b>—(Optional) Perform this operation on all logical systems or on a particular logical system.</p> <p><b>table <i>routing-table-name</i></b>—(Optional) Display summary statistics for all routing tables whose name begins with this string (for example, <b>inet.0</b> and <b>inet6.0</b> are both displayed when you run the <b>show route summary table inet</b> command). If you only want to display statistics for a specific routing table, make sure to enter the exact name of that routing table.</p>      |
| <b>Required Privilege Level</b>    | view                                                                                                                                                                                                                                                                                                                                                                                                                                                                                                                                                                                                                                                                 |
| <b>List of Sample Output</b>       | <a href="#">show route summary on page 328</a><br><a href="#">show route summary table on page 328</a><br><a href="#">show route summary table (with Route Limits Configured for the Routing Table) on page 329</a>                                                                                                                                                                                                                                                                                                                                                                                                                                                  |
| <b>Output Fields</b>               | <p><a href="#">Table 25 on page 326</a> lists the output fields for the <b>show route summary</b> command. Output fields are listed in the approximate order in which they appear.</p>                                                                                                                                                                                                                                                                                                                                                                                                                                                                               |

**Table 25: show route summary Output Fields**

| Field Name | Field Description                    |
|------------|--------------------------------------|
| Router ID  | Address of the local routing device. |

Table 25: show route summary Output Fields (*continued*)

| Field Name                | Field Description                                                                                                                                                                                                                                                                                                                                                                                                                                                                                                                                                                                                                                                                                                                                                                                                                                                                                                                  |
|---------------------------|------------------------------------------------------------------------------------------------------------------------------------------------------------------------------------------------------------------------------------------------------------------------------------------------------------------------------------------------------------------------------------------------------------------------------------------------------------------------------------------------------------------------------------------------------------------------------------------------------------------------------------------------------------------------------------------------------------------------------------------------------------------------------------------------------------------------------------------------------------------------------------------------------------------------------------|
| <i>routing-table-name</i> | Name of the routing table (for example, <b>inet.0</b> ).                                                                                                                                                                                                                                                                                                                                                                                                                                                                                                                                                                                                                                                                                                                                                                                                                                                                           |
| <b>destinations</b>       | Number of destinations for which there are routes in the routing table.                                                                                                                                                                                                                                                                                                                                                                                                                                                                                                                                                                                                                                                                                                                                                                                                                                                            |
| <b>routes</b>             | <p>Number of routes in the routing table:</p> <ul style="list-style-type: none"> <li>• <b>active</b>—Number of routes that are active.</li> <li>• <b>holddown</b>—Number of routes that are in the hold-down state before being declared inactive.</li> <li>• <b>hidden</b>—Number of routes that are not used because of routing policy.</li> </ul>                                                                                                                                                                                                                                                                                                                                                                                                                                                                                                                                                                               |
| Restart complete          | <p>All protocols have restarted for this routing table.</p> <p>Restart state:</p> <ul style="list-style-type: none"> <li>• <b>Pending:protocol-name</b>—List of protocols that have not yet completed graceful restart for this routing table.</li> <li>• <b>Complete</b>—All protocols have restarted for this routing table.</li> </ul> <p>For example, if the output shows-</p> <ul style="list-style-type: none"> <li>• <b>LDP.inet.0: 5 routes (4 active, 1 holddown, 0 hidden)</b><br/>Restart Pending: OSPF LDP VPN</li> </ul> <p>This indicates that <b>OSPF</b>, <b>LDP</b>, and <b>VPN</b> protocols did not restart for <b>LDP.inet.0</b> routing table.</p> <ul style="list-style-type: none"> <li>• <b>vpls_1.l2vpn.0: 1 destinations, 1 routes (1 active, 0 holddown, 0 hidden)</b><br/>Restart Complete</li> </ul> <p>This indicates that all protocols have restarted for <b>vpls_1.l2vpn.0</b> routing table.</p> |
| <b>Limit/Threshold</b>    | <p>Displays the configured route limits for the routing table set with the <b>maximum-prefixes</b> and the <b>maximum-paths</b> statements. If you do not configure route limits for the routing table, the show output does not display this information.</p> <ul style="list-style-type: none"> <li>• <b>destinations</b>—The first number represents the maximum number of route prefixes installed in the routing table. The second number represents the number of route prefixes that trigger a warning message.</li> <li>• <b>routes</b>—The first number represents the maximum number of routes. The second number represents the number of routes that trigger a warning message.</li> </ul>                                                                                                                                                                                                                             |
| <b>Direct</b>             | Routes on the directly connected network.                                                                                                                                                                                                                                                                                                                                                                                                                                                                                                                                                                                                                                                                                                                                                                                                                                                                                          |
| <b>Local</b>              | Local routes.                                                                                                                                                                                                                                                                                                                                                                                                                                                                                                                                                                                                                                                                                                                                                                                                                                                                                                                      |
| <i>protocol-name</i>      | Name of the protocol from which the route was learned. For example, <b>OSPF</b> , <b>RSVP</b> , and <b>Static</b> .                                                                                                                                                                                                                                                                                                                                                                                                                                                                                                                                                                                                                                                                                                                                                                                                                |

## Sample Output

### show route summary

```

user@host> show route summary
Autonomous system number: 69
Router ID: 10.255.71.52
Maximum-ECMP: 32
inet.0: 24 destinations, 25 routes (23 active, 0 holddown, 1 hidden)
Restart Complete
 Direct: 6 routes, 5 active
 Local: 4 routes, 4 active
 OSPF: 5 routes, 4 active
 Static: 7 routes, 7 active
 IGMP: 1 routes, 1 active
 PIM: 2 routes, 2 active

inet.3: 2 destinations, 2 routes (2 active, 0 holddown, 0 hidden)
Restart Complete
 RSVP: 2 routes, 2 active

iso.0: 1 destinations, 1 routes (1 active, 0 holddown, 0 hidden)
Restart Complete
 Direct: 1 routes, 1 active

mpls.0: 7 destinations, 7 routes (5 active, 0 holddown, 2 hidden)
Restart Complete
 MPLS: 3 routes, 3 active
 VPLS: 4 routes, 2 active

inet6.0: 5 destinations, 5 routes (5 active, 0 holddown, 0 hidden)
Restart Complete
 Direct: 2 routes, 2 active
 PIM: 2 routes, 2 active
 MLD: 1 routes, 1 active

green.l2vpn.0: 4 destinations, 4 routes (4 active, 0 holddown, 0 hidden)
Restart Complete
 BGP: 2 routes, 2 active
 L2VPN: 2 routes, 2 active

red.l2vpn.0: 3 destinations, 3 routes (3 active, 0 holddown, 0 hidden)
Restart Complete
 BGP: 2 routes, 2 active
 L2VPN: 1 routes, 1 active

bgp.l2vpn.0: 4 destinations, 4 routes (4 active, 0 holddown, 0 hidden)
Restart Complete
 BGP: 4 routes, 4 active

```

### show route summary table

```

user@host> show route summary table inet
Router ID: 192.168.0.1

inet.0: 32 destinations, 34 routes (31 active, 0 holddown, 1 hidden)
 Direct: 6 routes, 5 active
 Local: 9 routes, 9 active
 OSPF: 3 routes, 1 active
 Static: 13 routes, 13 active
 IGMP: 1 routes, 1 active

```



```

PIM: 2 routes, 2 active

inet.1: 1 destinations, 1 routes (1 active, 0 holddown, 0 hidden)
Multicast: 1 routes, 1 active

inet6.0: 3 destinations, 3 routes (3 active, 0 holddown, 0 hidden)
Local: 1 routes, 1 active
PIM: 2 routes, 2 active

inet6.1: 1 destinations, 1 routes (1 active, 0 holddown, 0 hidden)
Multicast: 1 routes, 1 active
```

#### show route summary table (with Route Limits Configured for the Routing Table)

```

user@host> show route summary table VPN-A.inet.0
Autonomous system number: 100
Router ID: 10.255.182.142

VPN-A.inet.0: 13 destinations, 14 routes (13 active, 0 holddown, 0 hidden)
Limit/Threshold: 2000/200 destinations 20/12 routes
Direct: 2 routes, 2 active
Local: 1 routes, 1 active
OSPF: 4 routes, 3 active
BGP: 4 routes, 4 active
IGMP: 1 routes, 1 active
PIM: 2 routes, 2 active
```

## show route table

---

|                                                            |                                                                                                                                                                                                                                                                                                                                                                                                                                                                                                                                                                                                                                                                                                                                                                                                                                                                                                                  |
|------------------------------------------------------------|------------------------------------------------------------------------------------------------------------------------------------------------------------------------------------------------------------------------------------------------------------------------------------------------------------------------------------------------------------------------------------------------------------------------------------------------------------------------------------------------------------------------------------------------------------------------------------------------------------------------------------------------------------------------------------------------------------------------------------------------------------------------------------------------------------------------------------------------------------------------------------------------------------------|
| <b>List of Syntax</b>                                      | <a href="#">Syntax on page 330</a><br><a href="#">Syntax (EX Series Switches and QFX Series Switches) on page 330</a>                                                                                                                                                                                                                                                                                                                                                                                                                                                                                                                                                                                                                                                                                                                                                                                            |
| <b>Syntax</b>                                              | show route table <i>routing-table-name</i><br><brief   detail   extensive   terse><br><logical-system (all   <i>logical-system-name</i> )>                                                                                                                                                                                                                                                                                                                                                                                                                                                                                                                                                                                                                                                                                                                                                                       |
| <b>Syntax (EX Series Switches and QFX Series Switches)</b> | show route table <i>routing-table-name</i><br><brief   detail   extensive   terse>                                                                                                                                                                                                                                                                                                                                                                                                                                                                                                                                                                                                                                                                                                                                                                                                                               |
| <b>Release Information</b>                                 | Command introduced before Junos OS Release 7.4.<br>Command introduced in Junos OS Release 9.0 for EX Series switches.<br>Statement introduced in Junos OS Release 14.1X53-D15 for QFX Series switches.<br>Show route table evpn statement introduced in Junos OS Release 15.1X53-D30 for QFX Series switches.                                                                                                                                                                                                                                                                                                                                                                                                                                                                                                                                                                                                    |
| <b>Description</b>                                         | Display the route entries in a particular routing table.                                                                                                                                                                                                                                                                                                                                                                                                                                                                                                                                                                                                                                                                                                                                                                                                                                                         |
| <b>Options</b>                                             | <b>brief   detail   extensive   terse</b> —(Optional) Display the specified level of output.<br><br><b>logical-system (all   <i>logical-system-name</i>)</b> —(Optional) Perform this operation on all logical systems or on a particular logical system.<br><br><b><i>routing-table-name</i></b> —Display route entries for all routing tables whose name begins with this string (for example, inet.0 and inet6.0 are both displayed when you run the <b>show route table inet</b> command).                                                                                                                                                                                                                                                                                                                                                                                                                   |
| <b>Required Privilege Level</b>                            | view                                                                                                                                                                                                                                                                                                                                                                                                                                                                                                                                                                                                                                                                                                                                                                                                                                                                                                             |
| <b>Related Documentation</b>                               | <ul style="list-style-type: none"> <li>• <a href="#">show route summary on page 326</a></li> </ul>                                                                                                                                                                                                                                                                                                                                                                                                                                                                                                                                                                                                                                                                                                                                                                                                               |
| <b>List of Sample Output</b>                               | <a href="#">show route table bgp.l2.vpn on page 341</a><br><a href="#">show route table bgp.l3vpn.0 on page 341</a><br><a href="#">show route table bgp.l3vpn.0 detail on page 341</a><br><a href="#">show route table bgp.rtarget.0 (When Proxy BGP Route Target Filtering Is Configured) on page 342</a><br><a href="#">show route table bgp.evpn.0 on page 343</a><br><a href="#">show route table evpna.evpn.0 on page 343</a><br><a href="#">show route table inet.0 on page 343</a><br><a href="#">show route table inet.3 on page 344</a><br><a href="#">show route table inet6.0 on page 344</a><br><a href="#">show route table inet6.3 on page 344</a><br><a href="#">show route table inetflow detail on page 345</a><br><a href="#">show route table l2circuit.0 on page 345</a><br><a href="#">show route table mpls on page 345</a><br><a href="#">show route table mpls extensive on page 346</a> |

[show route table mpls.0 on page 346](#)  
[show route table mpls.0 detail \(PTX Series\) on page 346](#)  
[show route table mpls.0 extensive \(PTX Series\) on page 347](#)  
[show route table mpls.0 \(RSVP Route—Transit LSP\) on page 348](#)  
[show route table vpls\\_1 detail on page 348](#)  
[show route table vpn-a on page 348](#)  
[show route table vpn-a.mdt.0 on page 349](#)  
[show route table VPN-A detail on page 349](#)  
[show route table VPN-AB.inet.0 on page 350](#)  
[show route table VPN\\_blue.mvpn-inet6.0 on page 350](#)  
[show route table vrf1.mvpn.0 extensive on page 350](#)  
[show route table MVPN.mvpn.0 on page 351](#)  
[show route table inetflow detail on page 351](#)  
[show route table bgp.evpn.0 extensive |no-more \(EVPN\) on page 354](#)

**Output Fields** Table 11 on page 179 describes the output fields for the **show route table** command. Output fields are listed in the approximate order in which they appear.

**Table 26: show route table Output Fields**

| Field Name                 | Field Description                                                                                                                                                                                                                                                                                                                                                                                                                                                                                                                                                                                                                                                                                                                                                                                                                                                                                                            |
|----------------------------|------------------------------------------------------------------------------------------------------------------------------------------------------------------------------------------------------------------------------------------------------------------------------------------------------------------------------------------------------------------------------------------------------------------------------------------------------------------------------------------------------------------------------------------------------------------------------------------------------------------------------------------------------------------------------------------------------------------------------------------------------------------------------------------------------------------------------------------------------------------------------------------------------------------------------|
| <i>routing-table-name</i>  | Name of the routing table (for example, inet.0).                                                                                                                                                                                                                                                                                                                                                                                                                                                                                                                                                                                                                                                                                                                                                                                                                                                                             |
| Restart complete           | <p>All protocols have restarted for this routing table.</p> <p>Restart state:</p> <ul style="list-style-type: none"> <li>• <b>Pending:</b><i>protocol-name</i>—List of protocols that have not yet completed graceful restart for this routing table.</li> <li>• <b>Complete</b>—All protocols have restarted for this routing table.</li> </ul> <p>For example, if the output shows-</p> <ul style="list-style-type: none"> <li>• LDP.inet.0 : 5 routes (4 active, 1 holddown, 0 hidden)<br/>Restart Pending: OSPF LDP VPN</li> </ul> <p>This indicates that <b>OSPF</b>, <b>LDP</b>, and <b>VPN</b> protocols did not restart for <b>LDP.inet.0</b> routing table.</p> <ul style="list-style-type: none"> <li>• vpls_1.l2vpn.0: 1 destinations, 1 routes (1 active, 0 holddown, 0 hidden)<br/>Restart Complete</li> </ul> <p>This indicates that all protocols have restarted for <b>vpls_1.l2vpn.0</b> routing table.</p> |
| <i>number destinations</i> | Number of destinations for which there are routes in the routing table.                                                                                                                                                                                                                                                                                                                                                                                                                                                                                                                                                                                                                                                                                                                                                                                                                                                      |
| <i>number routes</i>       | <p>Number of routes in the routing table and total number of routes in the following states:</p> <ul style="list-style-type: none"> <li>• <b>active</b> (routes that are active)</li> <li>• <b>holddown</b> (routes that are in the pending state before being declared inactive)</li> <li>• <b>hidden</b> (routes that are not used because of a routing policy)</li> </ul>                                                                                                                                                                                                                                                                                                                                                                                                                                                                                                                                                 |

Table 26: show route table Output Fields (*continued*)

| Field Name                                     | Field Description                                                                                                                                                                                                                                                                                                                                                                                                                                                                                                                                                                                                                                                                                                                                                                                                                                                                                                                                                                                                                                                                                                                                                                                                                                                                                                                                                                                                                                                                                                                                                                                                                                                                                                                                                                                                                                                                                                                                                                                                                                                                                                                    |
|------------------------------------------------|--------------------------------------------------------------------------------------------------------------------------------------------------------------------------------------------------------------------------------------------------------------------------------------------------------------------------------------------------------------------------------------------------------------------------------------------------------------------------------------------------------------------------------------------------------------------------------------------------------------------------------------------------------------------------------------------------------------------------------------------------------------------------------------------------------------------------------------------------------------------------------------------------------------------------------------------------------------------------------------------------------------------------------------------------------------------------------------------------------------------------------------------------------------------------------------------------------------------------------------------------------------------------------------------------------------------------------------------------------------------------------------------------------------------------------------------------------------------------------------------------------------------------------------------------------------------------------------------------------------------------------------------------------------------------------------------------------------------------------------------------------------------------------------------------------------------------------------------------------------------------------------------------------------------------------------------------------------------------------------------------------------------------------------------------------------------------------------------------------------------------------------|
| <i>route-destination</i><br>(entry, announced) | <p>Route destination (for example:10.0.0.1/24). The <b>entry</b> value is the number of routes for this destination, and the <b>announced</b> value is the number of routes being announced for this destination. Sometimes the route destination is presented in another format, such as:</p> <ul style="list-style-type: none"> <li>• <b>MPLS-label</b> (for example, 80001).</li> <li>• <b>interface-name</b> (for example, ge-1/0/2).</li> <li>• <b>neighbor-address:control-word-status:encapsulation type:vc-id:source</b> (Layer 2 circuit only; for example, 10.1.1.195:NoCtrlWord:1:1:Local/96). <ul style="list-style-type: none"> <li>• <b>neighbor-address</b>—Address of the neighbor.</li> <li>• <b>control-word-status</b>—Whether the use of the control word has been negotiated for this virtual circuit: <b>NoCtrlWord</b> or <b>CtrlWord</b>.</li> <li>• <b>encapsulation type</b>—Type of encapsulation, represented by a number: (1) Frame Relay DLCI, (2) ATM AAL5 VCC transport, (3) ATM transparent cell transport, (4) Ethernet, (5) VLAN Ethernet, (6) HDLC, (7) PPP, (8) ATM VCC cell transport, (10) ATM VPC cell transport.</li> <li>• <b>vc-id</b>—Virtual circuit identifier.</li> <li>• <b>source</b>—Source of the advertisement: <b>Local</b> or <b>Remote</b>.</li> </ul> </li> <li>• <b>inclusive multicast Ethernet tag route</b>—Type of route destination represented by (for example, 3:100.100.100.10:100::0::10::100.100.100.10/384): <ul style="list-style-type: none"> <li>• <b>route distinguisher</b>—(8 octets) Route distinguisher (RD) must be the RD of the EVPN instance (EVI) that is advertising the NLRI.</li> <li>• <b>Ethernet tag ID</b>—(4 octets) Identifier of the Ethernet tag. Can set to 0 or to a valid Ethernet tag value.</li> <li>• <b>IP address length</b>—(1 octet) Length of IP address in bits.</li> <li>• <b>originating router's IP address</b>—(4 or 16 octets) Must set to the provider edge (PE) device's IP address. This address should be common for all EVIs on the PE device, and may be the PE device's loopback address.</li> </ul> </li> </ul> |
| label stacking                                 | <p>(Next-to-the-last-hop routing device for MPLS only) Depth of the MPLS label stack, where the label-popping operation is needed to remove one or more labels from the top of the stack. A pair of routes is displayed, because the pop operation is performed only when the stack depth is two or more labels.</p> <ul style="list-style-type: none"> <li>• <b>S=0 route</b> indicates that a packet with an incoming label stack depth of 2 or more exits this routing device with one fewer label (the label-popping operation is performed).</li> <li>• If there is no <b>S=</b> information, the route is a normal MPLS route, which has a stack depth of 1 (the label-popping operation is not performed).</li> </ul>                                                                                                                                                                                                                                                                                                                                                                                                                                                                                                                                                                                                                                                                                                                                                                                                                                                                                                                                                                                                                                                                                                                                                                                                                                                                                                                                                                                                         |
| [ <i>protocol, preference</i> ]                | <p>Protocol from which the route was learned and the preference value for the route.</p> <ul style="list-style-type: none"> <li>• <b>+</b>—A plus sign indicates the active route, which is the route installed from the routing table into the forwarding table.</li> <li>• <b>-</b>—A hyphen indicates the last active route.</li> <li>• <b>*</b>—An asterisk indicates that the route is both the active and the last active route. An asterisk before a <b>to</b> line indicates the best subpath to the route.</li> </ul> <p>In every routing metric except for the BGP <b>LocalPref</b> attribute, a lesser value is preferred. In order to use common comparison routines, Junos OS stores the 1's complement of the <b>LocalPref</b> value in the <b>Preference2</b> field. For example, if the <b>LocalPref</b> value for Route 1 is 100, the <b>Preference2</b> value is -101. If the <b>LocalPref</b> value for Route 2 is 155, the <b>Preference2</b> value is -156. Route 2 is preferred because it has a higher <b>LocalPref</b> value and a lower <b>Preference2</b> value.</p>                                                                                                                                                                                                                                                                                                                                                                                                                                                                                                                                                                                                                                                                                                                                                                                                                                                                                                                                                                                                                                       |

Table 26: show route table Output Fields (*continued*)

| Field Name                                    | Field Description                                                                                                                                                                                                                                                                                                                                                                                                                                                                                                                                                                                                                                                                                                                                                                                                                                                                                                                                                               |
|-----------------------------------------------|---------------------------------------------------------------------------------------------------------------------------------------------------------------------------------------------------------------------------------------------------------------------------------------------------------------------------------------------------------------------------------------------------------------------------------------------------------------------------------------------------------------------------------------------------------------------------------------------------------------------------------------------------------------------------------------------------------------------------------------------------------------------------------------------------------------------------------------------------------------------------------------------------------------------------------------------------------------------------------|
| Level                                         | (IS-IS only). In IS-IS, a single AS can be divided into smaller groups called areas. Routing between areas is organized hierarchically, allowing a domain to be administratively divided into smaller areas. This organization is accomplished by configuring Level 1 and Level 2 intermediate systems. Level 1 systems route within an area. When the destination is outside an area, they route toward a Level 2 system. Level 2 intermediate systems route between areas and toward other ASs.                                                                                                                                                                                                                                                                                                                                                                                                                                                                               |
| Route Distinguisher                           | IP subnet augmented with a 64-bit prefix.                                                                                                                                                                                                                                                                                                                                                                                                                                                                                                                                                                                                                                                                                                                                                                                                                                                                                                                                       |
| PMSI                                          | Provider multicast service interface (MVPN routing table).                                                                                                                                                                                                                                                                                                                                                                                                                                                                                                                                                                                                                                                                                                                                                                                                                                                                                                                      |
| Next-hop type                                 | Type of next hop. For a description of possible values for this field, see <a href="#">Table 14 on page 212</a> .                                                                                                                                                                                                                                                                                                                                                                                                                                                                                                                                                                                                                                                                                                                                                                                                                                                               |
| Next-hop reference count                      | Number of references made to the next hop.                                                                                                                                                                                                                                                                                                                                                                                                                                                                                                                                                                                                                                                                                                                                                                                                                                                                                                                                      |
| Flood nexthop branches exceed maximum message | Indicates that the number of flood next-hop branches exceeded the system limit of 32 branches, and only a subset of the flood next-hop branches were installed in the kernel.                                                                                                                                                                                                                                                                                                                                                                                                                                                                                                                                                                                                                                                                                                                                                                                                   |
| Source                                        | IP address of the route source.                                                                                                                                                                                                                                                                                                                                                                                                                                                                                                                                                                                                                                                                                                                                                                                                                                                                                                                                                 |
| Next hop                                      | Network layer address of the directly reachable neighboring system.                                                                                                                                                                                                                                                                                                                                                                                                                                                                                                                                                                                                                                                                                                                                                                                                                                                                                                             |
| via                                           | Interface used to reach the next hop. If there is more than one interface available to the next hop, the name of the interface that is actually used is followed by the word <b>Selected</b> . This field can also contain the following information: <ul style="list-style-type: none"> <li>• <b>Weight</b>—Value used to distinguish primary, secondary, and fast reroute backup routes. Weight information is available when MPLS label-switched path (LSP) link protection, node-link protection, or fast reroute is enabled, or when the standby state is enabled for secondary paths. A lower weight value is preferred. Among routes with the same weight value, load balancing is possible.</li> <li>• <b>Balance</b>—Balance coefficient indicating how traffic of unequal cost is distributed among next hops when a routing device is performing unequal-cost load balancing. This information is available when you enable BGP multipath load balancing.</li> </ul> |
| Label-switched-path <i>lsp-path-name</i>      | Name of the LSP used to reach the next hop.                                                                                                                                                                                                                                                                                                                                                                                                                                                                                                                                                                                                                                                                                                                                                                                                                                                                                                                                     |
| Label operation                               | MPLS label and operation occurring at this routing device. The operation can be <b>pop</b> (where a label is removed from the top of the stack), <b>push</b> (where another label is added to the label stack), or <b>swap</b> (where a label is replaced by another label).                                                                                                                                                                                                                                                                                                                                                                                                                                                                                                                                                                                                                                                                                                    |
| Interface                                     | (Local only) Local interface name.                                                                                                                                                                                                                                                                                                                                                                                                                                                                                                                                                                                                                                                                                                                                                                                                                                                                                                                                              |
| Protocol next hop                             | Network layer address of the remote routing device that advertised the prefix. This address is used to derive a forwarding next hop.                                                                                                                                                                                                                                                                                                                                                                                                                                                                                                                                                                                                                                                                                                                                                                                                                                            |
| Indirect next hop                             | Index designation used to specify the mapping between protocol next hops, tags, kernel export policy, and the forwarding next hops.                                                                                                                                                                                                                                                                                                                                                                                                                                                                                                                                                                                                                                                                                                                                                                                                                                             |
| State                                         | State of the route (a route can be in more than one state). See <a href="#">Table 15 on page 214</a> .                                                                                                                                                                                                                                                                                                                                                                                                                                                                                                                                                                                                                                                                                                                                                                                                                                                                          |

Table 26: show route table Output Fields (*continued*)

| Field Name        | Field Description                                                                                                                                                                                                                                                                                                                                                                                                                                                                                                                                                                                                                                                                                                                                                                                                                                                                                                                                                                                                                                                                                                                                                                                                                                                                                                                                                                                                                                                                                                                                                                                                                                                                               |
|-------------------|-------------------------------------------------------------------------------------------------------------------------------------------------------------------------------------------------------------------------------------------------------------------------------------------------------------------------------------------------------------------------------------------------------------------------------------------------------------------------------------------------------------------------------------------------------------------------------------------------------------------------------------------------------------------------------------------------------------------------------------------------------------------------------------------------------------------------------------------------------------------------------------------------------------------------------------------------------------------------------------------------------------------------------------------------------------------------------------------------------------------------------------------------------------------------------------------------------------------------------------------------------------------------------------------------------------------------------------------------------------------------------------------------------------------------------------------------------------------------------------------------------------------------------------------------------------------------------------------------------------------------------------------------------------------------------------------------|
| Local AS          | AS number of the local routing device.                                                                                                                                                                                                                                                                                                                                                                                                                                                                                                                                                                                                                                                                                                                                                                                                                                                                                                                                                                                                                                                                                                                                                                                                                                                                                                                                                                                                                                                                                                                                                                                                                                                          |
| Age               | How long the route has been known.                                                                                                                                                                                                                                                                                                                                                                                                                                                                                                                                                                                                                                                                                                                                                                                                                                                                                                                                                                                                                                                                                                                                                                                                                                                                                                                                                                                                                                                                                                                                                                                                                                                              |
| AIGP              | Accumulated interior gateway protocol (AIGP) BGP attribute.                                                                                                                                                                                                                                                                                                                                                                                                                                                                                                                                                                                                                                                                                                                                                                                                                                                                                                                                                                                                                                                                                                                                                                                                                                                                                                                                                                                                                                                                                                                                                                                                                                     |
| Metric            | Cost value of the indicated route. For routes within an AS, the cost is determined by IGP and the individual protocol metrics. For external routes, destinations, or routing domains, the cost is determined by a preference value.                                                                                                                                                                                                                                                                                                                                                                                                                                                                                                                                                                                                                                                                                                                                                                                                                                                                                                                                                                                                                                                                                                                                                                                                                                                                                                                                                                                                                                                             |
| MED-plus-IGP      | Metric value for BGP path selection to which the IGP cost to the next-hop destination has been added.                                                                                                                                                                                                                                                                                                                                                                                                                                                                                                                                                                                                                                                                                                                                                                                                                                                                                                                                                                                                                                                                                                                                                                                                                                                                                                                                                                                                                                                                                                                                                                                           |
| TTL-Action        | For MPLS LSPs, state of the TTL propagation attribute. Can be enabled or disabled for all RSVP-signaled and LDP-signaled LSPs or for specific VRF routing instances.                                                                                                                                                                                                                                                                                                                                                                                                                                                                                                                                                                                                                                                                                                                                                                                                                                                                                                                                                                                                                                                                                                                                                                                                                                                                                                                                                                                                                                                                                                                            |
| Task              | Name of the protocol that has added the route.                                                                                                                                                                                                                                                                                                                                                                                                                                                                                                                                                                                                                                                                                                                                                                                                                                                                                                                                                                                                                                                                                                                                                                                                                                                                                                                                                                                                                                                                                                                                                                                                                                                  |
| Announcement bits | <p>The number of BGP peers or protocols to which Junos OS has announced this route, followed by the list of the recipients of the announcement. Junos OS can also announce the route to the KRT for installing the route into the Packet Forwarding Engine, to a resolve tree, a L2 VC, or even a VPN. For example, <i>n-Resolve inet</i> indicates that the specified route is used for route resolution for next hops found in the routing table.</p> <ul style="list-style-type: none"> <li><i>n</i>—An index used by Juniper Networks customer support only.</li> </ul>                                                                                                                                                                                                                                                                                                                                                                                                                                                                                                                                                                                                                                                                                                                                                                                                                                                                                                                                                                                                                                                                                                                     |
| AS path           | <p>AS path through which the route was learned. The letters at the end of the AS path indicate the path origin, providing an indication of the state of the route at the point at which the AS path originated:</p> <ul style="list-style-type: none"> <li><b>I</b>—IGP.</li> <li><b>E</b>—EGP.</li> <li><b>Recorded</b>—The AS path is recorded by the sample process (sampled).</li> <li><b>?</b>—Incomplete; typically, the AS path was aggregated.</li> </ul> <p>When AS path numbers are included in the route, the format is as follows:</p> <ul style="list-style-type: none"> <li><b>[ ]</b>—Brackets enclose the number that precedes the AS path. This number represents the number of ASs present in the AS path, when calculated as defined in RFC 4271. This value is used in the AS-path merge process, as defined in RFC 4893.</li> <li><b>[ ]</b>—If more than one AS number is configured on the routing device, or if AS path prepending is configured, brackets enclose the local AS number associated with the AS path.</li> <li><b>{ }</b>—Braces enclose AS sets, which are groups of AS numbers in which the order does not matter. A set commonly results from route aggregation. The numbers in each AS set are displayed in ascending order.</li> <li><b>( )</b>—Parentheses enclose a confederation.</li> <li><b>( [ ] )</b>—Parentheses and brackets enclose a confederation set.</li> </ul> <p><b>NOTE:</b> In Junos OS Release 10.3 and later, the AS path field displays an unrecognized attribute and associated hexadecimal value if BGP receives attribute 128 (attribute set) and you have not configured an independent domain in any routing instance.</p> |

Table 26: show route table Output Fields (*continued*)

| Field Name              | Field Description                                                                                                                                                                                                                                                                                                                                                                                                                                                                                                                                                                                                                                                                                                                                                                                                                                                                                                                     |
|-------------------------|---------------------------------------------------------------------------------------------------------------------------------------------------------------------------------------------------------------------------------------------------------------------------------------------------------------------------------------------------------------------------------------------------------------------------------------------------------------------------------------------------------------------------------------------------------------------------------------------------------------------------------------------------------------------------------------------------------------------------------------------------------------------------------------------------------------------------------------------------------------------------------------------------------------------------------------|
| validation-state        | <p>(BGP-learned routes) Validation status of the route:</p> <ul style="list-style-type: none"> <li>• <b>Invalid</b>—Indicates that the prefix is found, but either the corresponding AS received from the EBGp peer is not the AS that appears in the database, or the prefix length in the BGP update message is longer than the maximum length permitted in the database.</li> <li>• <b>Unknown</b>—Indicates that the prefix is not among the prefixes or prefix ranges in the database.</li> <li>• <b>Unverified</b>—Indicates that the origin of the prefix is not verified against the database. This is because the database got populated and the validation is not called for in the BGP import policy, although origin validation is enabled, or the origin validation is not enabled for the BGP peers.</li> <li>• <b>Valid</b>—Indicates that the prefix and autonomous system pair are found in the database.</li> </ul> |
| FECs bound to route     | Point-to-multipoint root address, multicast source address, and multicast group address when multipoint LDP (M-LDP) inband signaling is configured.                                                                                                                                                                                                                                                                                                                                                                                                                                                                                                                                                                                                                                                                                                                                                                                   |
| Primary Upstream        | When multipoint LDP with multicast-only fast reroute (MoFRR) is configured, the primary upstream path. MoFRR transmits a multicast join message from a receiver toward a source on a primary path, while also transmitting a secondary multicast join message from the receiver toward the source on a backup path.                                                                                                                                                                                                                                                                                                                                                                                                                                                                                                                                                                                                                   |
| RPF Nexthops            | When multipoint LDP with MoFRR is configured, the reverse-path forwarding (RPF) next-hop information. Data packets are received from both the primary path and the secondary paths. The redundant packets are discarded at topology merge points due to the RPF checks.                                                                                                                                                                                                                                                                                                                                                                                                                                                                                                                                                                                                                                                               |
| Label                   | Multiple MPLS labels are used to control MoFRR stream selection. Each label represents a separate route, but each references the same interface list check. Only the primary label is forwarded while all others are dropped. Multiple interfaces can receive packets using the same label.                                                                                                                                                                                                                                                                                                                                                                                                                                                                                                                                                                                                                                           |
| weight                  | Value used to distinguish MoFRR primary and backup routes. A lower weight value is preferred. Among routes with the same weight value, load balancing is possible.                                                                                                                                                                                                                                                                                                                                                                                                                                                                                                                                                                                                                                                                                                                                                                    |
| VC Label                | MPLS label assigned to the Layer 2 circuit virtual connection.                                                                                                                                                                                                                                                                                                                                                                                                                                                                                                                                                                                                                                                                                                                                                                                                                                                                        |
| MTU                     | Maximum transmission unit (MTU) of the Layer 2 circuit.                                                                                                                                                                                                                                                                                                                                                                                                                                                                                                                                                                                                                                                                                                                                                                                                                                                                               |
| VLAN ID                 | VLAN identifier of the Layer 2 circuit.                                                                                                                                                                                                                                                                                                                                                                                                                                                                                                                                                                                                                                                                                                                                                                                                                                                                                               |
| Prefixes bound to route | Forwarding equivalent class (FEC) bound to this route. Applicable only to routes installed by LDP.                                                                                                                                                                                                                                                                                                                                                                                                                                                                                                                                                                                                                                                                                                                                                                                                                                    |
| Communities             | Community path attribute for the route. See <a href="#">Table 16 on page 216</a> for all possible values for this field.                                                                                                                                                                                                                                                                                                                                                                                                                                                                                                                                                                                                                                                                                                                                                                                                              |
| Layer2-info: encaps     | Layer 2 encapsulation (for example, VPLS).                                                                                                                                                                                                                                                                                                                                                                                                                                                                                                                                                                                                                                                                                                                                                                                                                                                                                            |
| control flags           | Control flags: <b>none</b> or <b>Site Down</b> .                                                                                                                                                                                                                                                                                                                                                                                                                                                                                                                                                                                                                                                                                                                                                                                                                                                                                      |
| mtu                     | Maximum transmission unit (MTU) information.                                                                                                                                                                                                                                                                                                                                                                                                                                                                                                                                                                                                                                                                                                                                                                                                                                                                                          |
| Label-Base, range       | First label in a block of labels and label block size. A remote PE routing device uses this first label when sending traffic toward the advertising PE routing device.                                                                                                                                                                                                                                                                                                                                                                                                                                                                                                                                                                                                                                                                                                                                                                |
| status vector           | Layer 2 VPN and VPLS network layer reachability information (NLRI).                                                                                                                                                                                                                                                                                                                                                                                                                                                                                                                                                                                                                                                                                                                                                                                                                                                                   |

Table 26: show route table Output Fields (*continued*)

| Field Name                          | Field Description                                                                                                                                                                                                                                                                                                                                                                                                                                                                     |
|-------------------------------------|---------------------------------------------------------------------------------------------------------------------------------------------------------------------------------------------------------------------------------------------------------------------------------------------------------------------------------------------------------------------------------------------------------------------------------------------------------------------------------------|
| Accepted Multipath                  | Current active path when BGP multipath is configured.                                                                                                                                                                                                                                                                                                                                                                                                                                 |
| Accepted LongLivedStale             | The LongLivedStale flag indicates that the route was marked LLGR-stale by this router, as part of the operation of LLGR receiver mode. Either this flag or the LongLivedStaleImport flag might be displayed for a route. Neither of these flags is displayed at the same time as the Stale (ordinary GR stale) flag.                                                                                                                                                                  |
| Accepted LongLivedStaleImport       | <p>The LongLivedStaleImport flag indicates that the route was marked LLGR-stale when it was received from a peer, or by import policy. Either this flag or the LongLivedStale flag might be displayed for a route. Neither of these flags is displayed at the same time as the Stale (ordinary GR stale) flag.</p> <p>Accept all received BGP long-lived graceful restart (LLGR) and LLGR stale routes learned from configured neighbors and import into the inet.0 routing table</p> |
| ImportAccepted LongLivedStaleImport | <p>Accept all received BGP long-lived graceful restart (LLGR) and LLGR stale routes learned from configured neighbors and imported into the inet.0 routing table</p> <p>The LongLivedStaleImport flag indicates that the route was marked LLGR-stale when it was received from a peer, or by import policy.</p>                                                                                                                                                                       |
| Accepted MultipathContrib           | Path currently contributing to BGP multipath.                                                                                                                                                                                                                                                                                                                                                                                                                                         |
| Localpref                           | Local preference value included in the route.                                                                                                                                                                                                                                                                                                                                                                                                                                         |
| Router ID                           | BGP router ID as advertised by the neighbor in the open message.                                                                                                                                                                                                                                                                                                                                                                                                                      |
| Primary Routing Table               | In a routing table group, the name of the primary routing table in which the route resides.                                                                                                                                                                                                                                                                                                                                                                                           |
| Secondary Tables                    | In a routing table group, the name of one or more secondary tables in which the route resides.                                                                                                                                                                                                                                                                                                                                                                                        |

[Table 14 on page 212](#) describes all possible values for the Next-hop Types output field.

Table 27: Next-hop Types Output Field Values

| Next-Hop Type     | Description                                                                                                                                                                                                                                                                    |
|-------------------|--------------------------------------------------------------------------------------------------------------------------------------------------------------------------------------------------------------------------------------------------------------------------------|
| Broadcast (bcast) | Broadcast next hop.                                                                                                                                                                                                                                                            |
| Deny              | Deny next hop.                                                                                                                                                                                                                                                                 |
| Discard           | Discard next hop.                                                                                                                                                                                                                                                              |
| Flood             | Flood next hop. Consists of components called branches, up to a maximum of 32 branches. Each flood next-hop branch sends a copy of the traffic to the forwarding interface. Used by point-to-multipoint RSVP, point-to-multipoint LDP, point-to-multipoint CCC, and multicast. |



Table 27: Next-hop Types Output Field Values (*continued*)

| Next-Hop Type            | Description                                                                                                                                                                                                                                                                                                                                                                                                |
|--------------------------|------------------------------------------------------------------------------------------------------------------------------------------------------------------------------------------------------------------------------------------------------------------------------------------------------------------------------------------------------------------------------------------------------------|
| Hold                     | Next hop is waiting to be resolved into a unicast or multicast type.                                                                                                                                                                                                                                                                                                                                       |
| Indexed (idxd)           | Indexed next hop.                                                                                                                                                                                                                                                                                                                                                                                          |
| Indirect (indr)          | Used with applications that have a protocol next hop address that is remote. You are likely to see this next-hop type for internal BGP (IBGP) routes when the BGP next hop is a BGP neighbor that is not directly connected.                                                                                                                                                                               |
| Interface                | Used for a network address assigned to an interface. Unlike the router next hop, the interface next hop does not reference any specific node on the network.                                                                                                                                                                                                                                               |
| Local (locl)             | Local address on an interface. This next-hop type causes packets with this destination address to be received locally.                                                                                                                                                                                                                                                                                     |
| Multicast (mcst)         | Wire multicast next hop (limited to the LAN).                                                                                                                                                                                                                                                                                                                                                              |
| Multicast discard (mdsc) | Multicast discard.                                                                                                                                                                                                                                                                                                                                                                                         |
| Multicast group (mgrp)   | Multicast group member.                                                                                                                                                                                                                                                                                                                                                                                    |
| Receive (recv)           | Receive.                                                                                                                                                                                                                                                                                                                                                                                                   |
| Reject (rjct)            | Discard. An ICMP unreachable message was sent.                                                                                                                                                                                                                                                                                                                                                             |
| Resolve (rslv)           | Resolving next hop.                                                                                                                                                                                                                                                                                                                                                                                        |
| Routed multicast (mcrtr) | Regular multicast next hop.                                                                                                                                                                                                                                                                                                                                                                                |
| Router                   | <p>A specific node or set of nodes to which the routing device forwards packets that match the route prefix.</p> <p>To qualify as next-hop type router, the route must meet the following criteria:</p> <ul style="list-style-type: none"> <li>• Must not be a direct or local subnet for the routing device.</li> <li>• Must have a next hop that is directly connected to the routing device.</li> </ul> |
| Table                    | Routing table next hop.                                                                                                                                                                                                                                                                                                                                                                                    |
| Unicast (ucst)           | Unicast.                                                                                                                                                                                                                                                                                                                                                                                                   |
| Unilist (ulst)           | List of unicast next hops. A packet sent to this next hop goes to any next hop in the list.                                                                                                                                                                                                                                                                                                                |

Table 15 on page 214 describes all possible values for the State output field. A route can be in more than one state (for example, <Active NoReadvrt Int Ext>).

**Table 28: State Output Field Values**

| Value                                       | Description                                                                                                                                                                          |
|---------------------------------------------|--------------------------------------------------------------------------------------------------------------------------------------------------------------------------------------|
| Accounting                                  | Route needs accounting.                                                                                                                                                              |
| Active                                      | Route is active.                                                                                                                                                                     |
| Always Compare MED                          | Path with a lower multiple exit discriminator (MED) is available.                                                                                                                    |
| AS path                                     | Shorter AS path is available.                                                                                                                                                        |
| Cisco Non-deterministic MED selection       | Cisco nondeterministic MED is enabled, and a path with a lower MED is available.                                                                                                     |
| Clone                                       | Route is a clone.                                                                                                                                                                    |
| Cluster list length                         | Length of cluster list sent by the route reflector.                                                                                                                                  |
| Delete                                      | Route has been deleted.                                                                                                                                                              |
| Ex                                          | Exterior route.                                                                                                                                                                      |
| Ext                                         | BGP route received from an external BGP neighbor.                                                                                                                                    |
| FlashAll                                    | Forces all protocols to be notified of a change to any route, active or inactive, for a prefix. When not set, protocols are informed of a prefix only when the active route changes. |
| Hidden                                      | Route not used because of routing policy.                                                                                                                                            |
| IfCheck                                     | Route needs forwarding RPF check.                                                                                                                                                    |
| IGP metric                                  | Path through next hop with lower IGP metric is available.                                                                                                                            |
| Inactive reason                             | Flags for this route, which was not selected as best for a particular destination.                                                                                                   |
| Initial                                     | Route being added.                                                                                                                                                                   |
| Int                                         | Interior route.                                                                                                                                                                      |
| Int Ext                                     | BGP route received from an internal BGP peer or a BGP confederation peer.                                                                                                            |
| Interior > Exterior > Exterior via Interior | Direct, static, IGP, or EBGp path is available.                                                                                                                                      |

Table 28: State Output Field Values (*continued*)

| Value                          | Description                                                                                                                                                                                                                       |
|--------------------------------|-----------------------------------------------------------------------------------------------------------------------------------------------------------------------------------------------------------------------------------|
| Local Preference               | Path with a higher local preference value is available.                                                                                                                                                                           |
| Martian                        | Route is a martian (ignored because it is obviously invalid).                                                                                                                                                                     |
| MartianOK                      | Route exempt from martian filtering.                                                                                                                                                                                              |
| Next hop address               | Path with lower metric next hop is available.                                                                                                                                                                                     |
| No difference                  | Path from neighbor with lower IP address is available.                                                                                                                                                                            |
| NoReadvrt                      | Route not to be advertised.                                                                                                                                                                                                       |
| NotBest                        | Route not chosen because it does not have the lowest MED.                                                                                                                                                                         |
| Not Best in its group          | Incoming BGP AS is not the best of a group (only one AS can be the best).                                                                                                                                                         |
| NotInstall                     | Route not to be installed in the forwarding table.                                                                                                                                                                                |
| Number of gateways             | Path with a greater number of next hops is available.                                                                                                                                                                             |
| Origin                         | Path with a lower origin code is available.                                                                                                                                                                                       |
| Pending                        | Route pending because of a hold-down configured on another route.                                                                                                                                                                 |
| Release                        | Route scheduled for release.                                                                                                                                                                                                      |
| RIB preference                 | Route from a higher-numbered routing table is available.                                                                                                                                                                          |
| Route Distinguisher            | 64-bit prefix added to IP subnets to make them unique.                                                                                                                                                                            |
| Route Metric or MED comparison | Route with a lower metric or MED is available.                                                                                                                                                                                    |
| Route Preference               | Route with lower preference value is available.                                                                                                                                                                                   |
| Router ID                      | Path through a neighbor with lower ID is available.                                                                                                                                                                               |
| Secondary                      | Route not a primary route.                                                                                                                                                                                                        |
| Unusable path                  | Path is not usable because of one of the following conditions: <ul style="list-style-type: none"> <li>• The route is damped.</li> <li>• The route is rejected by an import policy.</li> <li>• The route is unresolved.</li> </ul> |
| Update source                  | Last tiebreaker is the lowest IP address value.                                                                                                                                                                                   |

Table 16 on page 216 describes the possible values for the Communities output field.

**Table 29: Communities Output Field Values**

| Value                                                   | Description                                                                                                                                                                                                                                                                           |
|---------------------------------------------------------|---------------------------------------------------------------------------------------------------------------------------------------------------------------------------------------------------------------------------------------------------------------------------------------|
| <i>area-number</i>                                      | 4 bytes, encoding a 32-bit area number. For AS-external routes, the value is 0. A nonzero value identifies the route as internal to the OSPF domain, and as within the identified area. Area numbers are relative to a particular OSPF domain.                                        |
| <b>bandwidth: local AS number:link-bandwidth-number</b> | Link-bandwidth community value used for unequal-cost load balancing. When BGP has several candidate paths available for multipath purposes, it does not perform unequal-cost load balancing according to the link-bandwidth community unless all candidate paths have this attribute. |
| <b>domain-id</b>                                        | Unique configurable number that identifies the OSPF domain.                                                                                                                                                                                                                           |
| <b>domain-id-vendor</b>                                 | Unique configurable number that further identifies the OSPF domain.                                                                                                                                                                                                                   |
| <i>link-bandwidth-number</i>                            | Link-bandwidth number: from 0 through 4,294,967,295 (bytes per second).                                                                                                                                                                                                               |
| <i>local AS number</i>                                  | Local AS number: from 1 through 65,535.                                                                                                                                                                                                                                               |
| <i>options</i>                                          | 1 byte. Currently this is only used if the route type is 5 or 7. Setting the least significant bit in the field indicates that the route carries a type 2 metric.                                                                                                                     |
| <b>origin</b>                                           | (Used with VPNs) Identifies where the route came from.                                                                                                                                                                                                                                |
| <i>ospf-route-type</i>                                  | 1 byte, encoded as 1 or 2 for intra-area routes (depending on whether the route came from a type 1 or a type 2 LSA); 3 for summary routes; 5 for external routes (area number must be 0); 7 for NSSA routes; or 129 for sham link endpoint addresses.                                 |
| <b>route-type-vendor</b>                                | Displays the area number, OSPF route type, and option of the route. This is configured using the BGP extended community attribute 0x8000. The format is <b>area-number:ospf-route-type:options</b> .                                                                                  |
| <b>rte-type</b>                                         | Displays the area number, OSPF route type, and option of the route. This is configured using the BGP extended community attribute 0x0306. The format is <b>area-number:ospf-route-type:options</b> .                                                                                  |
| <b>target</b>                                           | Defines which VPN the route participates in; <b>target</b> has the format <b>32-bit IP address:16-bit number</b> . For example, 10.19.0.0:100.                                                                                                                                        |
| <b>unknown IANA</b>                                     | Incoming IANA codes with a value between 0x1 and 0x7fff. This code of the BGP extended community attribute is accepted, but it is not recognized.                                                                                                                                     |
| <b>unknown OSPF vendor community</b>                    | Incoming IANA codes with a value above 0x8000. This code of the BGP extended community attribute is accepted, but it is not recognized.                                                                                                                                               |

## Sample Output

### show route table bgp.l2vpn

```
user@host> show route table bgp.l2vpn
bgp.l2vpn.0: 1 destinations, 1 routes (1 active, 0 holddown, 0 hidden)
+ = Active Route, - = Last Active, * = Both

192.168.24.1:1:4:1/96
 *[BGP/170] 01:08:58, localpref 100, from 192.168.24.1
 AS path: I
 > to 10.0.16.2 via fe-0/0/1.0, label-switched-path am
```

### show route table bgp.l3vpn.0

```
user@host> show route table bgp.l3vpn.0
bgp.l3vpn.0: 2 destinations, 2 routes (2 active, 0 holddown, 0 hidden)
+ = Active Route, - = Last Active, * = Both

10.255.71.15:100:10.255.71.17/32
 *[BGP/170] 00:03:59, MED 1, localpref 100, from
10.255.71.15
 AS path: I
 > via so-2/1/0.0, Push 100020, Push 100011(top)
10.255.71.15:200:10.255.71.18/32
 *[BGP/170] 00:03:59, MED 1, localpref 100, from
10.255.71.15
 AS path: I
 > via so-2/1/0.0, Push 100021, Push 100011(top)
```

### show route table bgp.l3vpn.0 detail

```
user@host> show route table bgp.l3vpn.0 detail
bgp.l3vpn.0: 8 destinations, 8 routes (8 active, 0 holddown, 0 hidden)

10.255.245.12:1:4.0.0.0/8 (1 entry, 1 announced)
 *BGP Preference: 170/-101
 Route Distinguisher: 10.255.245.12:1
 Source: 10.255.245.12
 Next hop: 192.168.208.66 via fe-0/0/0.0, selected
 Label operation: Push 182449
 Protocol next hop: 10.255.245.12
 Push 182449
 Indirect next hop: 863a630 297
 State: <Active Int Ext>
 Local AS: 35 Peer AS: 35
 Age: 12:19 Metric2: 1
 Task: BGP_35.10.255.245.12+179
 Announcement bits (1): 0-BGP.0.0.0.0+179
 AS path: 30 10458 14203 2914 3356 I (Atomic) Aggregator: 3356 4.68.0.11

 Communities: 2914:420 target:11111:1 origin:56:78
 VPN Label: 182449
 Localpref: 100
 Router ID: 10.255.245.12

10.255.245.12:1:4.17.225.0/24 (1 entry, 1 announced)
 *BGP Preference: 170/-101
 Route Distinguisher: 10.255.245.12:1
 Source: 10.255.245.12
 Next hop: 192.168.208.66 via fe-0/0/0.0, selected
```

```

Label operation: Push 182465
Protocol next hop: 10.255.245.12
Push 182465
Indirect next hop: 863a8f0 305
State: <Active Int Ext>
Local AS: 35 Peer AS: 35
Age: 12:19 Metric2: 1
Task: BGP_35.10.255.245.12+179
Announcement bits (1): 0-BGP.0.0.0.0+179
AS path: 30 10458 14203 2914 11853 11853 11853 6496 6496 6496 6496 6496 6496 I
Communities: 2914:410 target:12:34 target:11111:1 origin:12:34
VPN Label: 182465
Localpref: 100
Router ID: 10.255.245.12

10.255.245.12:1:4.17.226.0/23 (1 entry, 1 announced)
*BGP Preference: 170/-101
Route Distinguisher: 10.255.245.12:1
Source: 10.255.245.12
Next hop: 192.168.208.66 via fe-0/0/0.0, selected
Label operation: Push 182465
Protocol next hop: 10.255.245.12
Push 182465
Indirect next hop: 86bd210 330
State: <Active Int Ext>
Local AS: 35 Peer AS: 35
Age: 12:19 Metric2: 1
Task: BGP_35.10.255.245.12+179
Announcement bits (1): 0-BGP.0.0.0.0+179
AS path: 30 10458 14203 2914 11853 11853 11853 6496 6496 6496 6496 6496
6496 I
Communities: 2914:410 target:12:34 target:11111:1 origin:12:34
VPN Label: 182465
Localpref: 100
Router ID: 10.255.245.12

10.255.245.12:1:4.17.251.0/24 (1 entry, 1 announced)
*BGP Preference: 170/-101
Route Distinguisher: 10.255.245.12:1
Source: 10.255.245.12
Next hop: 192.168.208.66 via fe-0/0/0.0, selected
Label operation: Push 182465
Protocol next hop: 10.255.245.12
Push 182465
Indirect next hop: 86bd210 330
State: <Active Int Ext>
Local AS: 35 Peer AS: 35
Age: 12:19 Metric2: 1
Task: BGP_35.10.255.245.12+179
Announcement bits (1): 0-BGP.0.0.0.0+179
AS path: 30 10458 14203 2914 11853 11853 11853 6496 6496 6496 6496 6496
6496 I
Communities: 2914:410 target:12:34 target:11111:1 origin:12:34
VPN Label: 182465
Localpref: 100

```

#### show route table bgp.rtarget.0 (When Proxy BGP Route Target Filtering Is Configured)

```
user@host> show route table bgp.rtarget.0
```

```

bgp.rtarget.0: 1 destinations, 1 routes (1 active, 0 holddown, 0 hidden)
+ = Active Route, - = Last Active, * = Both

```

```

100:100:100/96
 * [RTarget/5] 00:03:14
 Type Proxy
 for 10.255.165.103
 for 10.255.166.124
 Local

```

### show route table bgp.evpn.0

```

user@host> show route table bgp.evpn.0
bgp.evpn.0: 6 destinations, 6 routes (6 active, 0 holddown, 0 hidden)
+ = Active Route, - = Last Active, * = Both

2:100.100.100.2:100::0::00:26:88:5f:67:b0/304
 * [BGP/170] 11:00:05, localpref 100, from 100.100.100.2
 AS path: I, validation-state: unverified
 > to 100.1.12.2 via xe-2/2/0.0, label-switched-path R0toR1
2:100.100.100.2:100::0::00:51:51:51:51:51/304
 * [BGP/170] 11:00:05, localpref 100, from 100.100.100.2
 AS path: I, validation-state: unverified
 > to 100.1.12.2 via xe-2/2/0.0, label-switched-path R0toR1
2:100.100.100.3:100::0::00:52:52:52:52:52/304
 * [BGP/170] 10:59:58, localpref 100, from 100.100.100.3
 AS path: I, validation-state: unverified
 > to 100.1.13.3 via ge-2/0/8.0, label-switched-path R0toR2
2:100.100.100.3:100::0::a8:d0:e5:5b:01:c8/304
 * [BGP/170] 10:59:58, localpref 100, from 100.100.100.3
 AS path: I, validation-state: unverified
 > to 100.1.13.3 via ge-2/0/8.0, label-switched-path R0toR2
3:100.100.100.2:100::1000::100.100.100.2/304
 * [BGP/170] 11:00:16, localpref 100, from 100.100.100.2
 AS path: I, validation-state: unverified
 > to 100.1.12.2 via xe-2/2/0.0, label-switched-path R0toR1
3:100.100.100.2:100::2000::100.100.100.2/304
 * [BGP/170] 11:00:16, localpref 100, from 100.100.100.2
 AS path: I, validation-state: unverified
 > to 100.1.12.2 via xe-2/2/0.0, label-switched-path R0toR1

```

### show route table evpna.evpn.0

```

user@host> show route table evpna.evpn.0
evpna.evpn.0: 2 destinations, 2 routes (2 active, 0 holddown, 0 hidden)
+ = Active Route, - = Last Active, * = Both

3:100.100.100.10:100::0::10::100.100.100.10/384
 * [EVPN/170] 01:37:09
 Indirect
3:100.100.100.2:100::2000::100.100.100.2/304
 * [EVPN/170] 01:37:12
 Indirect

```

### show route table inet.0

```

user@host> show route table inet.0
inet.0: 12 destinations, 12 routes (11 active, 0 holddown, 1 hidden)
+ = Active Route, - = Last Active, * = Both

0.0.0.0/0
 * [Static/5] 00:51:57
 > to 111.222.5.254 via fxp0.0

```

```

1.0.0.1/32 *[Direct/0] 00:51:58
 > via at-5/3/0.0
1.0.0.2/32 *[Local/0] 00:51:58
 Local
12.12.12.21/32 *[Local/0] 00:51:57
 Reject
13.13.13.13/32 *[Direct/0] 00:51:58
 > via t3-5/2/1.0
13.13.13.14/32 *[Local/0] 00:51:58
 Local
13.13.13.21/32 *[Local/0] 00:51:58
 Local
13.13.13.22/32 *[Direct/0] 00:33:59
 > via t3-5/2/0.0
127.0.0.1/32 [Direct/0] 00:51:58
 > via lo0.0
111.222.5.0/24 *[Direct/0] 00:51:58
 > via fxp0.0
111.222.5.81/32 *[Local/0] 00:51:58
 Local

```

### show route table inet.3

```

user@host> show route table inet.3
inet.3: 5 destinations, 5 routes (5 active, 0 holddown, 0 hidden)
+ = Active Route, - = Last Active, * = Both

22.0.0.5/32 *[LDP/9] 00:25:43, metric 10, tag 200
 to 1.2.94.2 via lt-1/2/0.49
 > to 1.2.3.2 via lt-1/2/0.23

```

### show route table inet6.0

```

user@host> show route table inet6.0
inet6.0: 3 destinations, 3 routes (3 active, 0 holddown, 0 hidden)
+ = Active Route, - = Last Route, * = Both

fec0:0:0:3::/64 *[Direct/0] 00:01:34
>via fe-0/1/0.0

fec0:0:0:3::/128 *[Local/0] 00:01:34
>Local

fec0:0:0:4::/64 *[Static/5] 00:01:34
>to fec0:0:0:3::ffff via fe-0/1/0.0

```

### show route table inet6.3

```

user@router> show route table inet6.3
inet6.3: 2 destinations, 2 routes (2 active, 0 holddown, 0 hidden)
+ = Active Route, - = Last Active, * = Both

::10.255.245.195/128
 *[LDP/9] 00:00:22, metric 1
 > via so-1/0/0.0
::10.255.245.196/128
 *[LDP/9] 00:00:08, metric 1
 > via so-1/0/0.0, Push 100008

```



**show route table inetflow detail**

```

user@host> show route table inetflow detail
inetflow.0: 2 destinations, 2 routes (2 active, 0 holddown, 0 hidden)
10.12.44.1,*/48 (1 entry, 1 announced)
 *BGP Preference: 170/-101
 Next-hop reference count: 2
 State: <Active Ext>
 Local AS: 65002 Peer AS: 65000
 Age: 4
 Task: BGP_65000.10.12.99.5+3792
 Announcement bits (1): 0-Flow
 AS path: 65000 I
 Communities: traffic-rate:0:0
 Validation state: Accept, Originator: 10.12.99.5
 Via: 10.12.44.0/24, Active
 Localpref: 100
 Router ID: 10.255.71.161

10.12.56.1,*/48 (1 entry, 1 announced)
 *Flow Preference: 5
 Next-hop reference count: 2
 State: <Active>
 Local AS: 65002
 Age: 6:30
 Task: RT Flow
 Announcement bits (2): 0-Flow 1-BGP.0.0.0.0+179
 AS path: I
 Communities: 1:1

```

**show route table l2circuit.0**

```

user@host> show route table l2circuit.0
l2circuit.0: 4 destinations, 4 routes (4 active, 0 holddown, 0 hidden)
+ = Active Route, - = Last Active, * = Both

10.1.1.195:NoCtrlWord:1:1:Local/96
 *[L2CKT/7] 00:50:47
 > via so-0/1/2.0, Push 100049
 via so-0/1/3.0, Push 100049
10.1.1.195:NoCtrlWord:1:1:Remote/96
 *[LDP/9] 00:50:14
 Discard
10.1.1.195:CtrlWord:1:2:Local/96
 *[L2CKT/7] 00:50:47
 > via so-0/1/2.0, Push 100049
 via so-0/1/3.0, Push 100049
10.1.1.195:CtrlWord:1:2:Remote/96
 *[LDP/9] 00:50:14
 Discard

```

**show route table mpls**

```

user@host> show route table mpls
mpls.0: 4 destinations, 4 routes (4 active, 0 holddown, 0 hidden)
+ = Active Route, - = Last Active, * = Both

0 *[MPLS/0] 00:13:55, metric 1
 Receive
1 *[MPLS/0] 00:13:55, metric 1
 Receive

```

```

2 *[MPLS/0] 00:13:55, metric 1
 Receive
1024 *[VPN/0] 00:04:18
 to table red.inet.0, Pop

```

### show route table mpls extensive

```

user@host> show route table mpls extensive
100000 (1 entry, 1 announced)
TSI:
KRT in-kernel 100000 /36 -> {so-1/0/0.0}
 *LDP Preference: 9
 Next hop: via so-1/0/0.0, selected
 Pop
 State: <Active Int>
 Age: 29:50 Metric: 1
 Task: LDP
 Announcement bits (1): 0-KRT
 AS path: I
 Prefixes bound to route: 10.0.0.194/32

```

### show route table mpls.0

```

user@host> show route table mpls.0
mpls.0: 11 destinations, 11 routes (11 active, 0 holddown, 0 hidden)
+ = Active Route, - = Last Active, * = Both

0 *[MPLS/0] 00:45:09, metric 1
 Receive
1 *[MPLS/0] 00:45:09, metric 1
 Receive
2 *[MPLS/0] 00:45:09, metric 1
 Receive
100000 *[L2VPN/7] 00:43:04
 > via so-0/1/0.1, Pop
100001 *[L2VPN/7] 00:43:03
 > via so-0/1/0.2, Pop Offset: 4
100002 *[LDP/9] 00:43:22, metric 1
 via so-0/1/2.0, Pop
 > via so-0/1/3.0, Pop
100002(S=0) *[LDP/9] 00:43:22, metric 1
 via so-0/1/2.0, Pop
 > via so-0/1/3.0, Pop
100003 *[LDP/9] 00:43:22, metric 1
 > via so-0/1/2.0, Swap 100002
 via so-0/1/3.0, Swap 100002
100004 *[LDP/9] 00:43:16, metric 1
 via so-0/1/2.0, Swap 100049
 > via so-0/1/3.0, Swap 100049
so-0/1/0.1 *[L2VPN/7] 00:43:04
 > via so-0/1/2.0, Push 100001, Push 100049(top)
 via so-0/1/3.0, Push 100001, Push 100049(top)
so-0/1/0.2 *[L2VPN/7] 00:43:03
 via so-0/1/2.0, Push 100000, Push 100049(top) Offset: -4
 > via so-0/1/3.0, Push 100000, Push 100049(top) Offset: -4

```

### show route table mpls.0 detail (PTX Series)

```

user@host> show route table mpls.0 detail
ge-0/0/2.600 (1 entry, 1 announced)
 *L2VPN Preference: 7
 Next hop type: Indirect

```

```

Address: 0x9438f34
Next-hop reference count: 2
Next hop type: Router, Next hop index: 567
Next hop: 3.0.0.1 via ge-0/0/1.0, selected
Label operation: Push 299808
Label TTL action: prop-ttl
Load balance label: Label 299808:None;
Session Id: 0x1
Protocol next hop: 10.255.255.1
Label operation: Push 299872 Offset: 252
Label TTL action: no-prop-ttl
Load balance label: Label 299872:Flow label PUSH;
Composite next hop: 0x9438ed8 570 INH Session ID: 0x2
Indirect next hop: 0x9448208 262142 INH Session ID: 0x2
State: <Active Int>
Age: 21 Metric2: 1
Validation State: unverified
Task: Common L2 VC
Announcement bits (2): 0-KRT 2-Common L2 VC
AS path: I

```

#### show route table mpls.0 extensive (PTX Series)

```

user@host> show route table mpls.0 extensive
ge-0/0/2.600 (1 entry, 1 announced)
TSI:
KRT in-kernel ge-0/0/2.600.0 /32 -> {composite(570)}
 *L2VPN Preference: 7
 Next hop type: Indirect
 Address: 0x9438f34
 Next-hop reference count: 2
 Next hop type: Router, Next hop index: 567
 Next hop: 3.0.0.1 via ge-0/0/1.0, selected
 Label operation: Push 299808
 Label TTL action: prop-ttl
 Load balance label: Label 299808:None;
 Session Id: 0x1
 Protocol next hop: 10.255.255.1
 Label operation: Push 299872 Offset: 252
 Label TTL action: no-prop-ttl
 Load balance label: Label 299872:Flow label PUSH;
 Composite next hop: 0x9438ed8 570 INH Session ID: 0x2
 Indirect next hop: 0x9448208 262142 INH Session ID: 0x2
 State: <Active Int>
 Age: 47 Metric2: 1
 Validation State: unverified
 Task: Common L2 VC
 Announcement bits (2): 0-KRT 2-Common L2 VC
 AS path: I
 Composite next hops: 1
 Protocol next hop: 10.255.255.1 Metric: 1
 Label operation: Push 299872 Offset: 252
 Label TTL action: no-prop-ttl
 Load balance label: Label 299872:Flow label PUSH;
 Composite next hop: 0x9438ed8 570 INH Session ID: 0x2
 Indirect next hop: 0x9448208 262142 INH Session ID: 0x2
 Indirect path forwarding next hops: 1
 Next hop type: Router
 Next hop: 3.0.0.1 via ge-0/0/1.0
 Session Id: 0x1
 10.255.255.1/32 Originating RIB: inet.3

```

```

Metric: 1
Forwarding nexthops: 1
Node path count: 1
Nexthop: 3.0.0.1 via ge-0/0/1.0

```

### show route table mpls.0 (RSVP Route—Transit LSP)

In the sample output, the 1 in [RSVP/7/1] indicates the secondary preference value. The secondary preference value becomes significant when multiple RSVP LSPs of different types are signaled to the destination. The possible values of RSVP secondary preferences are:

1—Normal Point-to-Point RSVP-TE LSP

2—Point-to-Multipoint (P2MP) RSVP-TE LSP

3—Dynamic RSVP-TE LSP

```
user@host> show route table mpls.0
```

```

mpls.0: 8 destinations, 8 routes (8 active, 0 holddown, 0 hidden)
+ = Active Route, - = Last Active, * = Both

```

```

0 *[MPLS/0] 00:37:31, metric 1
 Receive
1 *[MPLS/0] 00:37:31, metric 1
 Receive
2 *[MPLS/0] 00:37:31, metric 1
 Receive
13 *[MPLS/0] 00:37:31, metric 1
 Receive
300352 *[RSVP/7/1] 00:08:00, metric 1
 > to 8.64.0.106 via ge-1/0/1.0, label-switched-path lsp1_p2p
300352(S=0) *[RSVP/7/1] 00:08:00, metric 1
 > to 8.64.0.106 via ge-1/0/1.0, label-switched-path lsp1_p2p
300384 *[RSVP/7/2] 00:05:20, metric 1
 > to 8.64.1.106 via ge-1/0/0.0, Pop
300384(S=0) *[RSVP/7/2] 00:05:20, metric 1
 > to 8.64.1.106 via ge-1/0/0.0, Pop

```

### show route table vpls\_1 detail

```
user@host> show route table vpls_1 detail
```

```

vpls_1.l2vpn.0: 1 destinations, 1 routes (1 active, 0 holddown, 0 hidden)
Restart Complete

```

```

1.1.1.11:1000:1:1/96 (1 entry, 1 announced)
*L2VPN Preference: 170/-1
Receive table: vpls_1.l2vpn.0
Next-hop reference count: 2
State: <Active Int Ext>
Age: 4:29:47 Metric2: 1
Task: vpls_1-l2vpn
Announcement bits (1): 1-BGP.0.0.0.0+179
AS path: I
Communities: Layer2-info: encaps:VPLS, control flags:Site-Down
Label-base: 800000, range: 8, status-vector: 0xFF

```

### show route table vpn-a

```
user@host> show route table vpn-a
```

```

vpn-a.12vpn.0: 3 destinations, 3 routes (3 active, 0 holddown, 0 hidden)
+ = Active Route, - = Last Active, * = Both
192.168.16.1:1:1:1/96
 *[VPN/7] 05:48:27
 Discard
192.168.24.1:1:2:1/96
 *[BGP/170] 00:02:53, localpref 100, from 192.168.24.1
 AS path: I
 > to 10.0.16.2 via fe-0/0/1.0, label-switched-path am
192.168.24.1:1:3:1/96
 *[BGP/170] 00:02:53, localpref 100, from 192.168.24.1
 AS path: I
 > to 10.0.16.2 via fe-0/0/1.0, label-switched-path am

```

#### show route table vpn-a.mdt.0

```

user@host> show route table vpn-a.mdt.0
vpn-a.mdt.0: 3 destinations, 3 routes (3 active, 0 holddown, 0 hidden)
+ = Active Route, - = Last Active, * = Both

1:1:0:10.255.14.216:232.1.1.1/144
 *[MVPN/70] 01:23:05, metric2 1
 Indirect
1:1:1:10.255.14.218:232.1.1.1/144
 *[BGP/170] 00:57:49, localpref 100, from 10.255.14.218
 AS path: I
 > via so-0/0/0.0, label-switched-path r0e-to-r1
1:1:2:10.255.14.217:232.1.1.1/144
 *[BGP/170] 00:57:49, localpref 100, from 10.255.14.217
 AS path: I
 > via so-0/0/1.0, label-switched-path r0-to-r2

```

#### show route table VPN-A detail

```

user@host> show route table VPN-A detail
VPN-AB.inet.0: 8 destinations, 8 routes (8 active, 0 holddown, 0 hidden)
10.255.179.9/32 (1 entry, 1 announced)
 *BGP Preference: 170/-101
 Route Distinguisher: 10.255.179.13:200
 Next hop type: Indirect
 Next-hop reference count: 5
 Source: 10.255.179.13
 Next hop type: Router, Next hop index: 732
 Next hop: 10.39.1.14 via fe-0/3/0.0, selected
 Label operation: Push 299824, Push 299824(top)
 Protocol next hop: 10.255.179.13
 Push 299824
 Indirect next hop: 8f275a0 1048574
 State: (Secondary Active Int Ext)
 Local AS: 1 Peer AS: 1
 Age: 3:41:06 Metric: 1 Metric2: 1
 Task: BGP_1.10.255.179.13+64309
 Announcement bits (2): 0-KRT 1-BGP RT Background
 AS path: I
 Communities: target:1:200 rte-type:0.0.0.0:1:0
 Import Accepted
 VPN Label: 299824 TTL Action: vrf-ttl-propagate
 Localpref: 100
 Router ID: 10.255.179.13
 Primary Routing Table bgp.13vpn.0

```

**show route table VPN-AB.inet.0**

```

user@host> show route table VPN-AB.inet.0
VPN-AB.inet.0: 8 destinations, 8 routes (8 active, 0 holddown, 0 hidden)
+ = Active Route, - = Last Active, * = Both

10.39.1.0/30 *[OSPF/10] 00:07:24, metric 1
 > via so-7/3/1.0
10.39.1.4/30 *[Direct/0] 00:08:42
 > via so-5/1/0.0
10.39.1.6/32 *[Local/0] 00:08:46
 Local
10.255.71.16/32 *[Static/5] 00:07:24
 > via so-2/0/0.0
10.255.71.17/32 *[BGP/170] 00:07:24, MED 1, localpref 100, from
10.255.71.15
 AS path: I
 > via so-2/1/0.0, Push 100020, Push 100011(top)
10.255.71.18/32 *[BGP/170] 00:07:24, MED 1, localpref 100, from
10.255.71.15
 AS path: I
 > via so-2/1/0.0, Push 100021, Push 100011(top)
10.255.245.245/32 *[BGP/170] 00:08:35, localpref 100
 AS path: 2 I
 > to 10.39.1.5 via so-5/1/0.0
10.255.245.246/32 *[OSPF/10] 00:07:24, metric 1
 > via so-7/3/1.0

```

**show route table VPN\_blue.mvpn-inet6.0**

```

user@host> show route table VPN_blue.mvpn-inet6.0
vpn_blue.mvpn-inet6.0: 6 destinations, 6 routes (6 active, 0 holddown, 0 hidden)
+ = Active Route, - = Last Active, * = Both

1:10.255.2.202:65535:10.255.2.202/432
 *[BGP/170] 00:02:37, localpref 100, from 10.255.2.202
 AS path: I
 > via so-0/1/3.0
1:10.255.2.203:65535:10.255.2.203/432
 *[BGP/170] 00:02:37, localpref 100, from 10.255.2.203
 AS path: I
 > via so-0/1/0.0
1:10.255.2.204:65535:10.255.2.204/432
 *[MVPN/70] 00:57:23, metric2 1
 Indirect
5:10.255.2.202:65535:128::192.168.90.2:128:ffff::1/432
 *[BGP/170] 00:02:37, localpref 100, from 10.255.2.202
 AS path: I
 > via so-0/1/3.0
6:10.255.2.203:65535:65000:128::10.12.53.12:128:ffff::1/432
 *[PIM/105] 00:02:37
 Multicast (IPv6)
7:10.255.2.202:65535:65000:128::192.168.90.2:128:ffff::1/432
 *[MVPN/70] 00:02:37, metric2 1
 Indirect

```

**show route table vrf1.mvpn.0 extensive**

```

user@host> show route table vrf1.mvpn.0 extensive
1:10.255.50.77:1:10.255.50.77/240 (1 entry, 1 announced)
 *MVPN Preference: 70

```

```

PMSI: Flags 0x0: Label 0: RSVP-TE:
Session_13[10.255.50.77:0:25624:10.255.50.77]
 Next hop type: Indirect
 Address: 0xbb2c944
 Next-hop reference count: 360
 Protocol next hop: 10.255.50.77
 Indirect next hop: 0x0 - INH Session ID: 0x0
 State: <Active Int Ext>
 Age: 53:03 Metric2: 1
 Validation State: unverified
 Task: mvpn global task
 Announcement bits (3): 0-PIM.vrf1 1-mvpn global task 2-rt-export

AS path: I

```

### show route table MVPN.mvpn.0

Starting in Junos OS Release 15.1, multicast routes on the locally originated type 7 customer multicast routes are added exclusively by PIM. The functionality of the BGP-MVPN service (which, internally, depends on contributions of state from both the MVPN and PIM protocol components of Junos OS) remains unchanged. MVPN, however, no longer appears as the originator of the locally advertised route. Routes advertised by remote PEs are, as usual, always learned locally from their respective [BGP/...] protocol.

```

user@host> show route table MVPN.mvpn.0
MVPN.mvpn.0: 3 destinations, 3 routes (3 active, 0 holddown, 0 hidden)
+ = Active Route, - = Last Active, * = Both

7:10.255.2.202:65535:65000:128:::192.168.90.2:128:ffff::1/432
 *[PIM/70] 00:02:37, metric2 1
 Indirect
5:100:32:192.168.1.9:32:239.1.1.1/240
 *[PIM/105] 01:51:21
 Multicast (IPv4)
7:100:1:100.32.192.168.5:32:237.1.1.1/240
 *[PIM/105] 01:51:21
 Multicast (IPv4)

```

### show route table inetflow detail

```

user@host> show route table inetflow detail
inetflow.0: 2 destinations, 2 routes (2 active, 0 holddown, 0 hidden)
10.12.44.1,*/48 (1 entry, 1 announced)
 *BGP Preference: 170/-101
 Next-hop reference count: 2
 State: <Active Ext>
 Local AS: 65002 Peer AS: 65000
 Age: 4
 Task: BGP_65000.10.12.99.5+3792
 Announcement bits (1): 0-Flow
 AS path: 65000 I
 Communities: traffic-rate:0:0
 Validation state: Accept, Originator: 10.12.99.5
 Via: 10.12.44.0/24, Active
 Localpref: 100
 Router ID: 10.255.71.161

10.12.56.1,*/48 (1 entry, 1 announced)
 *Flow Preference: 5
 Next-hop reference count: 2

```

```

State: <Active>
Local AS: 65002
Age: 6:30
Task: RT Flow
Announcement bits (2): 0-Flow 1-BGP.0.0.0.0+179
AS path: I
Communities: 1:1

user@PE1> show route table green.l2vpn.0 (VPLS Multihoming with FEC 129)
green.l2vpn.0: 6 destinations, 6 routes (6 active, 0 holddown, 0 hidden)
+ = Active Route, - = Last Active, * = Both

1.1.1.2:100:1.1.1.2/96 AD
 *[VPLS/170] 1d 03:11:03, metric2 1
 Indirect
1.1.1.4:100:1.1.1.4/96 AD
 *[BGP/170] 1d 03:11:02, localpref 100, from 1.1.1.4
 AS path: I, validation-state: unverified
 > via ge-1/2/1.5
1.1.1.2:100:1:0/96 MH
 *[VPLS/170] 1d 03:11:03, metric2 1
 Indirect
1.1.1.4:100:1:0/96 MH
 *[BGP/170] 1d 03:11:02, localpref 100, from 1.1.1.4
 AS path: I, validation-state: unverified
 > via ge-1/2/1.5
1.1.1.4:NoCtrlWord:5:100:100:1.1.1.2:1.1.1.4/176
 *[VPLS/7] 1d 03:11:02, metric2 1
 > via ge-1/2/1.5
1.1.1.4:NoCtrlWord:5:100:100:1.1.1.4:1.1.1.2/176
 *[LDP/9] 1d 03:11:02
 Discard

user@host> show route table red extensive
red.inet.0: 364481 destinations, 714087 routes (364480 active, 48448 holddown, 1
hidden)
22.0.0.0/32 (3 entries, 1 announced)
 State: <OnList CalcForwarding>
TSI:
KRT in-kernel 22.0.0.0/32 -> {composite(1048575)} Page 0 idx 1 Type 1 val 0x934342c

 Nexthop: Self
 AS path: [2] I
 Communities: target:2:1
Path 22.0.0.0 from 2.3.0.0 Vector len 4. Val: 1
 @BGP Preference: 170/-1
 Route Distinguisher: 2:1
 Next hop type: Indirect
 Address: 0x258059e4
 Next-hop reference count: 2
 Source: 2.2.0.0
 Next hop type: Router
 Next hop: 10.1.1.1 via ge-1/1/9.0, selected
 Label operation: Push 707633
 Label TTL action: prop-ttl
 Session Id: 0x17d8
 Protocol next hop: 2.2.0.0
 Push 16
 Composite next hop: 0x25805988 - INH Session ID: 0x193c
 Indirect next hop: 0x23eea900 - INH Session ID: 0x193c
 State: <Secondary Active Int Ext ProtectionPath ProtectionCand>

```



```

Local AS: 2 Peer AS: 2
Age: 23 Metric2: 35
Validation State: unverified
Task: BGP_2.2.2.0.0+34549
AS path: I
Communities: target:2:1
Import Accepted
VPN Label: 16
Localpref: 0
Router ID: 2.2.0.0
Primary Routing Table bgp.13vpn.0
Composite next hops: 1
 Protocol next hop: 2.2.0.0 Metric: 35
 Push 16
 Composite next hop: 0x25805988 - INH Session ID: 0x193c
 Indirect next hop: 0x23eea900 - INH Session ID: 0x193c
 Indirect path forwarding next hops: 1
 Next hop type: Router
 Next hop: 10.1.1.1 via ge-1/1/9.0
 Session Id: 0x17d8
 2.2.0.0/32 Originating RIB: inet.3
 Metric: 35 Node path count: 1
 Forwarding nexthops: 1
 Nexthop: 10.1.1.1 via ge-1/1/9.0
BGP Preference: 170/-1
Route Distinguisher: 2:1
Next hop type: Indirect
Address: 0x9347028
Next-hop reference count: 3
Source: 2.3.0.0
Next hop type: Router, Next hop index: 702
Next hop: 10.1.4.2 via ge-1/0/0.0, selected
Label operation: Push 634278
Label TTL action: prop-ttl
Session Id: 0x17d9
Protocol next hop: 2.3.0.0
Push 16
Composite next hop: 0x93463a0 1048575 INH Session ID: 0x17da
Indirect next hop: 0x91e8800 1048574 INH Session ID: 0x17da
State: <Secondary NotBest Int Ext ProtectionPath ProtectionCand>

Inactive reason: Not Best in its group - IGP metric
Local AS: 2 Peer AS: 2
Age: 3:34 Metric2: 70
Validation State: unverified
Task: BGP_2.2.3.0.0+32805
Announcement bits (2): 0-KRT 1-BGP_RT_Background
AS path: I
Communities: target:2:1
Import Accepted
VPN Label: 16
Localpref: 0
Router ID: 2.3.0.0
Primary Routing Table bgp.13vpn.0
Composite next hops: 1
 Protocol next hop: 2.3.0.0 Metric: 70
 Push 16
 Composite next hop: 0x93463a0 1048575 INH Session ID:
0x17da
 Indirect next hop: 0x91e8800 1048574 INH Session ID:
0x17da

```

```

Indirect path forwarding next hops: 1
 Next hop type: Router
 Next hop: 10.1.4.2 via ge-1/0/0.0
 Session Id: 0x17d9
2.3.0.0/32 Originating RIB: inet.3
 Metric: 70
 Forwarding nexthops: 1
 Nexthop: 10.1.4.2 via ge-1/0/0.0
Node path count: 1
#Multipath Preference: 255
 Next hop type: Indirect
 Address: 0x24afca30
 Next-hop reference count: 1
 Next hop type: Router
 Next hop: 10.1.1.1 via ge-1/1/9.0, selected
 Label operation: Push 707633
 Label TTL action: prop-ttl
 Session Id: 0x17d8
 Next hop type: Router, Next hop index: 702
 Next hop: 10.1.4.2 via ge-1/0/0.0
 Label operation: Push 634278
 Label TTL action: prop-ttl
 Session Id: 0x17d9
 Protocol next hop: 2.2.0.0
 Push 16
 Composite next hop: 0x25805988 - INH Session ID: 0x193c
 Indirect next hop: 0x23eea900 - INH Session ID: 0x193c Weight 0x1

 Protocol next hop: 2.3.0.0
 Push 16
 Composite next hop: 0x93463a0 1048575 INH Session ID: 0x17da
 Indirect next hop: 0x91e8800 1048574 INH Session ID: 0x17da Weight

0x4000
 State: <ForwardingOnly Int Ext>
 Inactive reason: Forwarding use only
 Age: 23
 Metric2: 35
 Validation State: unverified
 Task: RT
 AS path: I
 Communities: target:2:1

```

### show route table bgp.evpn.0 extensive |no-more (EVPN)

```

show route table bgp.evpn.0 extensive | no-more
bgp.evpn.0: 6 destinations, 6 routes (6 active, 0 holddown, 0 hidden)
2:1000:10::100::00:aa:aa:aa:aa:aa/304 (1 entry, 0 announced)
 *BGP
 Preference: 170/-101
 Route Distinguisher: 1000:10
 Next hop type: Indirect
 Address: 0x9420fd0
 Next-hop reference count: 12
 Source: 1.2.3.4
 Protocol next hop: 1.2.3.4
 Indirect next hop: 0x2 no-forward INH Session ID: 0x0
 State: Local AS: 17 Peer AS:17 Age:21:12 Metric2:1 Validation State:
unverified
 Task: BGP_17.1.2.3.4+50756
 AS path: I
 Communities: target:1111:8388708 encapsulation0:0:0:0:3
 Import Accepted
 Route Label: 100
 ESI: 00:00:00:00:00:00:00:00:00:00

```

```

Localpref: 100
Router ID: 1.2.3.4
Secondary Tables: default-switch.evpn.0
Indirect next hops: 1
 Protocol next hop: 1.2.3.4 Metric: 1
 Indirect next hop: 0x2 no-forward INH Session ID: 0x0
 Indirect path forwarding next hops: 1
 Next hop type: Router
 Next hop: 10.10.10.1 via xe-0/0/1.0
 Session Id: 0x2
 1.2.3.4/32 Originating RIB: inet.0
 Metric: 1 Node path count: 1
 Forwarding nexthops: 2
 Nexthop: 10.92.78.102 via em0.0

2:1000:10::200::00:bb:bb:bb:bb:bb/304 (1 entry, 0 announced)
 *BGP Preference: 170/-101
 Route Distinguisher: 1000:10
 Next hop type: Indirect
 Address: 0x9420fd0
 Next-hop reference count: 12
 Source: 1.2.3.4
 Protocol next hop: 1.2.3.4
 Indirect next hop: 0x2 no-forward INH Session ID: 0x0
 State: Local AS:17 Peer AS:17 Age:19:43 Metric2:1 Validation
State:unverified
 Task: BGP_17.1.2.3.4+50756
 AS path: I
 Communities: target:2222:22 encapsulation0:0:0:0:3
 Import Accepted
 Route Label: 200
 ESI: 00:00:00:00:00:00:00:00:00:00
 Localpref: 100
 Router ID: 1.2.3.4
 Secondary Tables: default-switch.evpn.0
 Indirect next hops: 1
 Protocol next hop: 1.2.3.4 Metric: 1
 Indirect next hop: 0x2 no-forward INH Session ID: 0x0
 Indirect path forwarding next hops: 1
 Next hop type: Router
 Next hop: 10.10.10.1 via xe-0/0/1.0
 Session Id: 0x2
 1.2.3.4/32 Originating RIB: inet.0
 Metric: 1 Node path count: 1
 Forwarding nexthops: 2
 Nexthop: 10.92.78.102 via em0.0

2:1000:10::300::00:cc:cc:cc:cc:cc/304 (1 entry, 0 announced)
 *BGP Preference: 170/-101
 Route Distinguisher: 1000:10
 Next hop type: Indirect
 Address: 0x9420fd0
 Next-hop reference count: 12
 Source: 1.2.3.4
 Protocol next hop: 1.2.3.4
 Indirect next hop: 0x2 no-forward INH Session ID: 0x0
 State: Local AS:17 Peer AS:17 Age:17:21 Metric2:1 Validation State:
unverified Task: BGP 17,1,2,3,4+50756
 AS path: I
 Communities: target:3333:33 encapsulation0:0:0:0:3
 Import Accepted

```

```

Route Label: 300
ESI: 00:00:00:00:00:00:00:00:00
Localpref: 100
Router ID: 1.2.3.4
Secondary Tables: default-switch.evpn.0
Indirect next hops: 1
 Protocol next hop: 1.2.3.4 Metric: 1
 Indirect next hop: 0x2 no-forward INH Session ID: 0x0
 Indirect path forwarding next hops: 1
 Next hop type: Router
 Next hop: 10.10.10.1 via xe-0/0/1.0
 Session Id: 0x2
 1.2.3.4/32 Originating RIB: inet.0
 Metric: 1 Node path count: 1
 Forwarding nexthops: 2
 Nexthop: 10.92.78.102 via em0.0

3:1000:10::100::1.2.3.4/304 (1 entry, 0 announced)
*BGP Preference: 170/-101
Route Distinguisher: 1000:10
PMSI: Flags 0x0: Label 100: Type INGRESS-REPLICATION 1.2.3.4
Next hop type: Indirect
Address: 0x9420fd0
Next-hop reference count: 12
Source: 1.2.3.4
Protocol next hop: 1.2.3.4
Indirect next hop: 0x2 no-forward INH Session ID: 0x0
State: Local AS:17 Peer AS:17 Age:37:01 Metric2:1 Validation State:
unverified Task: BGP 17.1.2.3.4+50756
AS path: I
Communities: target:1111:8388708 encapsulation0:0:0:0:3
Import Accepted
Localpref: 100
Router ID: 1.2.3.4
Secondary Tables: default-switch.evpn.0
Indirect next hops: 1
 Protocol next hop: 1.2.3.4 Metric: 1
 Indirect next hop: 0x2 no-forward INH Session ID: 0x0
 Indirect path forwarding next hops: 1
 Next hop type: Router
 Next hop: 10.10.10.1 via xe-0/0/1.0
 Session Id: 0x2
 1.2.3.4/32 Originating RIB: inet.0
 Metric: 1 Node path count: 1
 Forwarding nexthops: 2
 Nexthop: 10.92.78.102 via em0.0

3:1000:10::200::1.2.3.4/304 (1 entry, 0 announced)
*BGP Preference: 170/-101
Route Distinguisher: 1000:10
PMSI: Flags 0x0: Label 200: Type INGRESS-REPLICATION 1.2.3.4
Next hop type: Indirect
Address: 0x9420fd0
Next-hop reference count: 12
Source: 1.2.3.4
Protocol next hop: 1.2.3.4
Indirect next hop: 0x2 no-forward INH Session ID: 0x0
State: Local AS: 17 Peer AS: 17 Age:35:22 Metric2:1 Validation
State:unverified Task: BGP 17.1.2.3.4+50756
AS path:I Communities: target:2222:22 encapsulation):0:0:0:0:3

```


```

Import Accepted
 Localpref: 100
 Router ID: 1.2.3.4
 Secondary Tables: default-switch.evpn.0
 Indirect next hops: 1
 Protocol next hop: 1.2.3.4 Metric: 1
 Indirect next hop: 0x2 no-forward INH Session ID: 0x0
 Indirect path forwarding next hops: 1
 Next hop type: Router
 Next hop: 10.10.10.1 via xe-0/0/1.0
 Session Id: 0x2
 1.2.3.4/32 Originating RIB: inet.0
 Metric: 1 Node path count: 1
 Forwarding nexthops: 2
 Nexthop: 10.92.78.102 via em0.0

3:1000:10::300::1.2.3.4/304 (1 entry, 0 announced)
 *BGP Preference: 170/-101
 Route Distinguisher: 1000:10
 PMSI: Flags 0x0: Label 300: Type INGRESS-REPLICATION 1.2.3.4
 Next hop type: Indirect
 Address: 0x9420fd0
 Next-hop reference count: 12
 Source: 1.2.3.4
 Protocol next hop: 1.2.3.4
 Indirect next hop: 0x2 no-forward INH Session ID: 0x0
 State: Local AS: 17 Peer AS: 17 Age 35:22 Metric2:1 Validation State:
unverified Task: BGP 17.1.2.3.4+5075
 6 AS path: I Communities: target:3333:33 encapsulation0:0:0:0:3
Import Accepted Localpref:100
 Router ID: 1.2.3.4
 Secondary Tables: default-switch.evpn.0
 Indirect next hops: 1
 Protocol next hop: 1.2.3.4 Metric: 1
 Indirect next hop: 0x2 no-forward INH Session ID: 0x0
 Indirect path forwarding next hops: 1
 Next hop type: Router
 Next hop: 10.10.10.1 via xe-0/0/1.0
 Session Id: 0x2
 1.2.3.4/32 Originating RIB: inet.0
 Metric: 1 Node path count: 1
 Forwarding nexthops: 2
 Nexthop: 10.92.78.102 via em0.0

```

## show route terse

|                                                                                                                                                                                                                                                                                                                                                                                                                                     |                                                                                                                                                                                                                                                 |
|-------------------------------------------------------------------------------------------------------------------------------------------------------------------------------------------------------------------------------------------------------------------------------------------------------------------------------------------------------------------------------------------------------------------------------------|-------------------------------------------------------------------------------------------------------------------------------------------------------------------------------------------------------------------------------------------------|
| <b>List of Syntax</b>                                                                                                                                                                                                                                                                                                                                                                                                               | <a href="#">Syntax on page 358</a><br><a href="#">Syntax (EX Series Switches) on page 358</a>                                                                                                                                                   |
| <b>Syntax</b>                                                                                                                                                                                                                                                                                                                                                                                                                       | <pre>show route terse &lt;logical-system (all   <i>logical-system-name</i>)&gt;</pre>                                                                                                                                                           |
| <b>Syntax (EX Series Switches)</b>                                                                                                                                                                                                                                                                                                                                                                                                  | show route terse                                                                                                                                                                                                                                |
| <b>Release Information</b>                                                                                                                                                                                                                                                                                                                                                                                                          | Command introduced before Junos OS Release 7.4.<br>Command introduced in Junos OS Release 9.0 for EX Series switches.                                                                                                                           |
| <b>Description</b>                                                                                                                                                                                                                                                                                                                                                                                                                  | Display a high-level summary of the routes in the routing table.                                                                                                                                                                                |
| <div>  <p><b>NOTE:</b> For BGP routes, the <code>show route terse</code> command displays the local preference attribute and MED instead of metric1 and metric2 values. This is mostly due to historical reasons.</p> <p>To display the metric1 and metric2 value of a BGP route, use the <a href="#">show route extensive</a> command.</p> </div> |                                                                                                                                                                                                                                                 |
| <b>Options</b>                                                                                                                                                                                                                                                                                                                                                                                                                      | <p><b>none</b>—Display a high-level summary of the routes in the routing table.</p> <p><b>logical-system (all   <i>logical-system-name</i>)</b>—(Optional) Perform this operation on all logical systems or on a particular logical system.</p> |
| <b>Required Privilege Level</b>                                                                                                                                                                                                                                                                                                                                                                                                     | view                                                                                                                                                                                                                                            |
| <b>List of Sample Output</b>                                                                                                                                                                                                                                                                                                                                                                                                        | <a href="#">show route terse on page 360</a>                                                                                                                                                                                                    |
| <b>Output Fields</b>                                                                                                                                                                                                                                                                                                                                                                                                                | <p><a href="#">Table 30 on page 358</a> describes the output fields for the <code>show route terse</code> command. Output fields are listed in the approximate order in which they appear.</p>                                                  |

**Table 30: show route terse Output Fields**

| Field Name                 | Field Description                                                                                                                                                                                                                                                                                                                                               |
|----------------------------|-----------------------------------------------------------------------------------------------------------------------------------------------------------------------------------------------------------------------------------------------------------------------------------------------------------------------------------------------------------------|
| <i>routing-table-name</i>  | Name of the routing table (for example, <code>inet.0</code> ).                                                                                                                                                                                                                                                                                                  |
| <i>number destinations</i> | Number of destinations for which there are routes in the routing table.                                                                                                                                                                                                                                                                                         |
| <i>number routes</i>       | Number of routes in the routing table and total number of routes in the following states: <ul style="list-style-type: none"> <li><b>active</b> (routes that are active)</li> <li><b>holddown</b> (routes that are in the pending state before being declared inactive)</li> <li><b>hidden</b> (routes that are not used because of a routing policy)</li> </ul> |

Table 30: show route terse Output Fields (*continued*)

| Field Name         | Field Description                                                                                                                                                                                                                                                                                                                                                                                                                                                                                                                                                                       |
|--------------------|-----------------------------------------------------------------------------------------------------------------------------------------------------------------------------------------------------------------------------------------------------------------------------------------------------------------------------------------------------------------------------------------------------------------------------------------------------------------------------------------------------------------------------------------------------------------------------------------|
| <b>route key</b>   | Key for the state of the route: <ul style="list-style-type: none"> <li>• <b>+</b>—A plus sign indicates the active route, which is the route installed from the routing table into the forwarding table.</li> <li>• <b>-</b>—A hyphen indicates the last active route.</li> <li>• <b>*</b>—An asterisk indicates that the route is both the active and the last active route. An asterisk before a <b>to</b> line indicates the best subpath to the route.</li> </ul>                                                                                                                   |
| <b>A</b>           | Active route. An asterisk (*) indicates this is the active route.                                                                                                                                                                                                                                                                                                                                                                                                                                                                                                                       |
| <b>Destination</b> | Destination of the route.                                                                                                                                                                                                                                                                                                                                                                                                                                                                                                                                                               |
| <b>P</b>           | Protocol through which the route was learned: <ul style="list-style-type: none"> <li>• <b>A</b>—Aggregate</li> <li>• <b>B</b>—BGP</li> <li>• <b>C</b>—CCC</li> <li>• <b>D</b>—Direct</li> <li>• <b>G</b>—GMPLS</li> <li>• <b>I</b>—IS-IS</li> <li>• <b>L</b>—L2CKT, L2VPN, LDP, Local</li> <li>• <b>K</b>—Kernel</li> <li>• <b>M</b>—MPLS, MSDP</li> <li>• <b>O</b>—OSPF</li> <li>• <b>P</b>—PIM</li> <li>• <b>R</b>—RIP, RIPng</li> <li>• <b>S</b>—Static</li> <li>• <b>T</b>—Tunnel</li> </ul>                                                                                        |
| <b>Prf</b>         | Preference value of the route. In every routing metric except for the BGP <b>LocalPref</b> attribute, a lesser value is preferred. In order to use common comparison routines, Junos OS stores the 1's complement of the <b>LocalPref</b> value in the <b>Preference2</b> field. For example, if the <b>LocalPref</b> value for Route 1 is 100, the <b>Preference2</b> value is -101. If the <b>LocalPref</b> value for Route 2 is 155, the <b>Preference2</b> value is -156. Route 2 is preferred because it has a higher <b>LocalPref</b> value and a lower <b>Preference2</b> value. |
| <b>Metric 1</b>    | First metric value in the route. For routes learned from BGP, this is the MED metric.                                                                                                                                                                                                                                                                                                                                                                                                                                                                                                   |
| <b>Metric 2</b>    | Second metric value in the route. For routes learned from BGP, this is the IGP metric.                                                                                                                                                                                                                                                                                                                                                                                                                                                                                                  |
| <b>Next hop</b>    | Next hop to the destination. An angle bracket (>) indicates that the route is the selected route.                                                                                                                                                                                                                                                                                                                                                                                                                                                                                       |
| <b>AS path</b>     | AS path through which the route was learned. The letters at the end of the AS path indicate the path origin, providing an indication of the state of the route at the point at which the AS path originated: <ul style="list-style-type: none"> <li>• <b>I</b>—IGP.</li> <li>• <b>E</b>—EGP.</li> <li>• <b>?</b>—Incomplete; typically, the AS path was aggregated.</li> </ul>                                                                                                                                                                                                          |

## Sample Output

### show route terse

```
user@host> show route terse
inet.0: 12 destinations, 12 routes (11 active, 0 holddown, 1 hidden)
+ = Active Route, - = Last Active, * = Both

A Destination P Prf Metric 1 Metric 2 Next hop AS path
* 0.0.0.0/0 S 5 >111.222.5.254
* 1.0.0.1/32 D 0 >at-5/3/0.0
* 1.0.0.2/32 L 0 Local
* 12.12.12.21/32 L 0 Reject
* 13.13.13.13/32 D 0 >t3-5/2/1.0
* 13.13.13.14/32 L 0 Local
* 13.13.13.21/32 L 0 Local
* 13.13.13.22/32 D 0 >t3-5/2/0.0
 127.0.0.1/32 D 0 >lo0.0
* 111.222.5.0/24 D 0 >fxp0.0
* 111.222.5.81/32 L 0 Local
* 224.0.0.5/32 O 10 1 MultiRecv
```