



---

Junos<sup>®</sup> OS

## 40-Gigabit Ethernet Interfaces Feature Guide for Routing Devices

Release

14.1



---

Published: 2014-05-15

Juniper Networks, Inc.  
1194 North Mathilda Avenue  
Sunnyvale, California 94089  
USA  
408-745-2000  
[www.juniper.net](http://www.juniper.net)

Juniper Networks, Junos, Steel-Belted Radius, NetScreen, and ScreenOS are registered trademarks of Juniper Networks, Inc. in the United States and other countries. The Juniper Networks Logo, the Junos logo, and JunosE are trademarks of Juniper Networks, Inc. All other trademarks, service marks, registered trademarks, or registered service marks are the property of their respective owners.

Juniper Networks assumes no responsibility for any inaccuracies in this document. Juniper Networks reserves the right to change, modify, transfer, or otherwise revise this publication without notice.

*Junos<sup>®</sup> OS 40-Gigabit Ethernet Interfaces Feature Guide for Routing Devices*

14.1

Copyright © 2014, Juniper Networks, Inc.

All rights reserved.

The information in this document is current as of the date on the title page.

#### YEAR 2000 NOTICE

Juniper Networks hardware and software products are Year 2000 compliant. Junos OS has no known time-related limitations through the year 2038. However, the NTP application is known to have some difficulty in the year 2036.

#### END USER LICENSE AGREEMENT

The Juniper Networks product that is the subject of this technical documentation consists of (or is intended for use with) Juniper Networks software. Use of such software is subject to the terms and conditions of the End User License Agreement ("EULA") posted at <http://www.juniper.net/support/eula.html>. By downloading, installing or using such software, you agree to the terms and conditions of that EULA.

# Table of Contents

	About the Documentation . . . . .	ix
	Documentation and Release Notes . . . . .	ix
	Supported Platforms . . . . .	ix
	Using the Examples in This Manual . . . . .	ix
	Merging a Full Example . . . . .	x
	Merging a Snippet . . . . .	x
	Documentation Conventions . . . . .	xi
	Documentation Feedback . . . . .	xiii
	Requesting Technical Support . . . . .	xiii
	Self-Help Online Tools and Resources . . . . .	xiii
	Opening a Case with JTAC . . . . .	xiv
<b>Part 1</b>	<b>Overview</b>	
<b>Chapter 1</b>	<b>40-Gigabit Ethernet Interfaces . . . . .</b>	<b>3</b>
	40-Gigabit Ethernet PIC Overview . . . . .	3
<b>Part 2</b>	<b>Configuration</b>	
<b>Chapter 2</b>	<b>40-Gigabit Ethernet Interfaces . . . . .</b>	<b>7</b>
	Configuring 40-Gigabit Ethernet PICs . . . . .	7
<b>Chapter 3</b>	<b>Network Interfaces Configuration Statements and Hierarchy . . . . .</b>	<b>9</b>
	[edit chassis] Hierarchy Level . . . . .	9
	[edit interfaces] Hierarchy Level . . . . .	10
	[edit logical-systems] Hierarchy Level . . . . .	26
	[edit protocols oam] Hierarchy Level . . . . .	31
	[edit protocols vrrp] Hierarchy Level . . . . .	33
<b>Chapter 4</b>	<b>Statement Summary . . . . .</b>	<b>35</b>
	802.3ad . . . . .	38
	accept-source-mac . . . . .	39
	address . . . . .	41
	aggregate (Gigabit Ethernet CoS Policer) . . . . .	43
	aggregated-devices . . . . .	44
	aggregated-ether-options . . . . .	45
	bandwidth-limit (Policer for Gigabit Ethernet Interfaces) . . . . .	46
	burst-size-limit (Policer for Gigabit Ethernet Interfaces) . . . . .	47
	device-count . . . . .	47
	disable (Link Protection) . . . . .	48
	chassis . . . . .	48
	classifier . . . . .	49

encapsulation (Logical Interface) .....	50
encapsulation (Physical Interface) .....	54
family .....	59
egress-policer-overhead .....	63
ethernet (Chassis) .....	64
ethernet-policer-profile .....	65
ethernet-switch-profile .....	66
fast-aps-switch .....	68
flexible-vlan-tagging .....	69
forwarding-class (Gigabit Ethernet IQ Classifier) .....	70
gether-options .....	71
ieee802.1p .....	72
igmp-snooping .....	73
input-policer .....	74
input-priority-map .....	75
input-three-color .....	76
inner-tag-protocol-id .....	77
inner-vlan-id .....	78
inner-tag-protocol-id .....	79
inner-vlan-id .....	80
input-vlan-map (Gigabit Ethernet IQ; 10-Gigabit Ethernet SFPP; 100-Gigabit Ethernet Type 5 PIC with CFP; and Gigabit Ethernet, 10-Gigabit Ethernet, 40-Gigabit Ethernet, and Aggregated Ethernet) .....	81
input-vlan-map (Aggregated Ethernet) .....	82
interfaces .....	82
interface-mode .....	83
lACP (802.3ad) .....	84
lACP (Aggregated Ethernet) .....	85
layer2-policer .....	87
link-protection .....	88
link-speed (Aggregated Ethernet) .....	89
link-speed (Aggregated SONET/SDH) .....	90
logical-interface-policer .....	91
loss-priority .....	92
mac-address (Accept Source Mac) .....	92
mac-learn-enable .....	93
native-vlan-id .....	94
maximum-links .....	95
mc-ae .....	96
minimum-links .....	99
multicast-router-interface (IGMP Snooping) .....	100
multi-chassis-protection .....	101
non-revertive (Interfaces) .....	102
output-three-color .....	103
output-policer .....	104
output-priority-map .....	105
output-vlan-map (Aggregated Ethernet) .....	106

output-vlan-map (Gigabit Ethernet IQ; 10-Gigabit Ethernet with SFPP; 100-Gigabit Ethernet Type 5 PIC with CFP; and Gigabit Ethernet, 10-Gigabit Ethernet, 40-Gigabit Ethernet, and Aggregated Ethernet) . . . . .	107
peer . . . . .	108
periodic . . . . .	109
policer (CoS) . . . . .	110
policer (MAC) . . . . .	111
premium (Output Priority Map) . . . . .	112
premium (Policer) . . . . .	112
pop . . . . .	113
pop-pop . . . . .	114
pop-swap . . . . .	115
port-priority . . . . .	116
push . . . . .	117
push-push . . . . .	118
revertive . . . . .	119
source-filtering . . . . .	120
stacked-vlan-tagging . . . . .	121
swap . . . . .	122
swap-by-poppush . . . . .	122
swap-push . . . . .	123
swap-swap . . . . .	124
system-id . . . . .	124
system-priority . . . . .	125
tag-protocol-id (TPIDs Expected to Be Sent or Received) . . . . .	126
tag-protocol-id (TPID to Rewrite) . . . . .	127
traceoptions (LACP) . . . . .	128
unit . . . . .	130
vlan-id (VLAN ID to Be Bound to a Logical Interface) . . . . .	136
vlan-id (VLAN ID to Rewrite) . . . . .	137
vlan-id-list (Ethernet VLAN Circuit) . . . . .	138
vlan-id-list (Interface in Bridge Domain) . . . . .	139
vlan-id-range . . . . .	140
vlan-tagging . . . . .	141
vlan-tags . . . . .	142
vlan-tags (Dual-Tagged Logical Interface) . . . . .	143
vlan-tags (Stacked VLAN Tags) . . . . .	145
vlan-rewrite . . . . .	146

## Part 3

### Chapter 5

## Administration

<b>Monitoring Commands . . . . .</b>	<b>149</b>
show chassis hardware . . . . .	150
show chassis pic . . . . .	277
show interfaces (Aggregated Ethernet) . . . . .	291
show interfaces (10-Gigabit Ethernet) . . . . .	302
show oam ethernet evc . . . . .	327
show oam ethernet link-fault-management . . . . .	328
show oam ethernet lmi . . . . .	334

	show oam ethernet lmi statistics .....	336
	show vrrp .....	338
<b>Part 4</b>	<b>Troubleshooting</b>	
<b>Chapter 6</b>	<b>Interface Diagnostics .....</b>	<b>351</b>
	Interface Diagnostics .....	351
	Configuring Loopback Testing .....	351
	Interface Diagnostics .....	353
	Starting and Stopping a BERT Test .....	357
	Example: Configuring Bit Error Rate Testing .....	357
<b>Part 5</b>	<b>Index</b>	
	Index .....	361

# List of Tables

	<b>About the Documentation</b> . . . . .	<b>ix</b>
	Table 1: Notice Icons . . . . .	xi
	Table 2: Text and Syntax Conventions . . . . .	xii
<b>Part 3</b>	<b>Administration</b>	
<b>Chapter 5</b>	<b>Monitoring Commands</b> . . . . .	<b>149</b>
	Table 3: Routing Engines Displaying DIMM Information . . . . .	153
	Table 4: show chassis hardware Output Fields . . . . .	156
	Table 5: show chassis pic Output Fields . . . . .	280
	Table 6: show interfaces (Aggregated Ethernet) Output Fields . . . . .	291
	Table 7: show interfaces Gigabit Ethernet Output Fields . . . . .	303
	Table 8: Gigabit Ethernet IQ PIC Traffic and MAC Statistics by Interface Type . . . . .	317
	Table 9: show oam ethernet evc Output Fields . . . . .	327
	Table 10: show oam ethernet link-fault-management Output Fields . . . . .	328
	Table 11: show oam ethernet lmi Output Fields . . . . .	334
	Table 12: show oam ethernet lmi statistics Output Fields . . . . .	336
	Table 13: show vrrp Output Fields . . . . .	339
<b>Part 4</b>	<b>Troubleshooting</b>	
<b>Chapter 6</b>	<b>Interface Diagnostics</b> . . . . .	<b>351</b>
	Table 14: Loopback Modes by Interface Type . . . . .	352
	Table 15: BERT Capabilities by Interface Type . . . . .	356



# About the Documentation

- [Documentation and Release Notes on page ix](#)
- [Supported Platforms on page ix](#)
- [Using the Examples in This Manual on page ix](#)
- [Documentation Conventions on page xi](#)
- [Documentation Feedback on page xiii](#)
- [Requesting Technical Support on page xiii](#)

## Documentation and Release Notes

---

To obtain the most current version of all Juniper Networks® technical documentation, see the product documentation page on the Juniper Networks website at <http://www.juniper.net/techpubs/>.

If the information in the latest release notes differs from the information in the documentation, follow the product Release Notes.

Juniper Networks Books publishes books by Juniper Networks engineers and subject matter experts. These books go beyond the technical documentation to explore the nuances of network architecture, deployment, and administration. The current list can be viewed at <http://www.juniper.net/books>.

## Supported Platforms

---

For the features described in this document, the following platforms are supported:

- [MX960](#)
- [MX480](#)
- [MX240](#)
- [T Series](#)
- [PTX Series](#)

## Using the Examples in This Manual

---

If you want to use the examples in this manual, you can use the **load merge** or the **load merge relative** command. These commands cause the software to merge the incoming

configuration into the current candidate configuration. The example does not become active until you commit the candidate configuration.

If the example configuration contains the top level of the hierarchy (or multiple hierarchies), the example is a *full example*. In this case, use the **load merge** command.

If the example configuration does not start at the top level of the hierarchy, the example is a *snippet*. In this case, use the **load merge relative** command. These procedures are described in the following sections.

## Merging a Full Example

To merge a full example, follow these steps:

1. From the HTML or PDF version of the manual, copy a configuration example into a text file, save the file with a name, and copy the file to a directory on your routing platform.

For example, copy the following configuration to a file and name the file **ex-script.conf**. Copy the **ex-script.conf** file to the **/var/tmp** directory on your routing platform.

```
system {
  scripts {
    commit {
      file ex-script.xsl;
    }
  }
}
interfaces {
  fxp0 {
    disable;
    unit 0 {
      family inet {
        address 10.0.0.1/24;
      }
    }
  }
}
```

2. Merge the contents of the file into your routing platform configuration by issuing the **load merge** configuration mode command:

```
[edit]
user@host# load merge /var/tmp/ex-script.conf
load complete
```

## Merging a Snippet

To merge a snippet, follow these steps:

1. From the HTML or PDF version of the manual, copy a configuration snippet into a text file, save the file with a name, and copy the file to a directory on your routing platform.

For example, copy the following snippet to a file and name the file **ex-script-snippet.conf**. Copy the **ex-script-snippet.conf** file to the **/var/tmp** directory on your routing platform.

```
commit {
  file ex-script-snippet.xml; }
```

2. Move to the hierarchy level that is relevant for this snippet by issuing the following configuration mode command:

```
[edit]
user@host# edit system scripts
[edit system scripts]
```

3. Merge the contents of the file into your routing platform configuration by issuing the **load merge relative** configuration mode command:

```
[edit system scripts]
user@host# load merge relative /var/tmp/ex-script-snippet.conf
load complete
```

For more information about the **load** command, see the *CLI User Guide*.

## Documentation Conventions

Table 1 on page xi defines notice icons used in this guide.

Table 1: Notice Icons







Icon	Meaning	Description
	Informational note	Indicates important features or instructions.
	Caution	Indicates a situation that might result in loss of data or hardware damage.
	Warning	Alerts you to the risk of personal injury or death.
	Laser warning	Alerts you to the risk of personal injury from a laser.
	Tip	Indicates helpful information.
	Best practice	Alerts you to a recommended use or implementation.

Table 2 on page xii defines the text and syntax conventions used in this guide.

Table 2: Text and Syntax Conventions

Convention	Description	Examples
<b>Bold text like this</b>	Represents text that you type.	To enter configuration mode, type the <b>configure</b> command:  user@host> <b>configure</b>
Fixed-width text like this	Represents output that appears on the terminal screen.	user@host> <b>show chassis alarms</b>  No alarms currently active
<i>Italic text like this</i>	<ul style="list-style-type: none"> <li>Introduces or emphasizes important new terms.</li> <li>Identifies guide names.</li> <li>Identifies RFC and Internet draft titles.</li> </ul>	<ul style="list-style-type: none"> <li>A policy <i>term</i> is a named structure that defines match conditions and actions.</li> <li><i>Junos OS CLI User Guide</i></li> <li>RFC 1997, <i>BGP Communities Attribute</i></li> </ul>
<i>Italic text like this</i>	Represents variables (options for which you substitute a value) in commands or configuration statements.	Configure the machine's domain name:  [edit] root@# <b>set system domain-name</b> <i>domain-name</i>
Text like this	Represents names of configuration statements, commands, files, and directories; configuration hierarchy levels; or labels on routing platform components.	<ul style="list-style-type: none"> <li>To configure a stub area, include the <b>stub</b> statement at the [edit protocols ospf area area-id] hierarchy level.</li> <li>The console port is labeled <b>CONSOLE</b>.</li> </ul>
< > (angle brackets)	Encloses optional keywords or variables.	<b>stub</b> <default-metric <i>metric</i> >;
(pipe symbol)	Indicates a choice between the mutually exclusive keywords or variables on either side of the symbol. The set of choices is often enclosed in parentheses for clarity.	<b>broadcast</b>   <b>multicast</b>  ( <i>string1</i>   <i>string2</i>   <i>string3</i> )
# (pound sign)	Indicates a comment specified on the same line as the configuration statement to which it applies.	<b>rsvp { # Required for dynamic MPLS only</b>
[ ] (square brackets)	Encloses a variable for which you can substitute one or more values.	<b>community name members</b> [ <i>community-ids</i> ]
Indentation and braces ( { } )	Identifies a level in the configuration hierarchy.	[edit] routing-options { static { route default { nexthop <i>address</i> ; retain; } } }
;(semicolon)	Identifies a leaf statement at a configuration hierarchy level.	

---

## GUI Conventions

---

Table 2: Text and Syntax Conventions (*continued*)

Convention	Description	Examples
<b>Bold text like this</b>	Represents graphical user interface (GUI) items you click or select.	<ul style="list-style-type: none"> <li>In the Logical Interfaces box, select <b>All Interfaces</b>.</li> <li>To cancel the configuration, click <b>Cancel</b>.</li> </ul>
<b>&gt;</b> (bold right angle bracket)	Separates levels in a hierarchy of menu selections.	In the configuration editor hierarchy, select <b>Protocols&gt;Ospf</b> .

## Documentation Feedback

We encourage you to provide feedback, comments, and suggestions so that we can improve the documentation. You can send your comments to [techpubs-comments@juniper.net](mailto:techpubs-comments@juniper.net), or fill out the documentation feedback form at <https://www.juniper.net/cgi-bin/docbugreport/>. If you are using e-mail, be sure to include the following information with your comments:

- Document or topic name
- URL or page number
- Software release version (if applicable)

## Requesting Technical Support

Technical product support is available through the Juniper Networks Technical Assistance Center (JTAC). If you are a customer with an active J-Care or JNASC support contract, or are covered under warranty, and need post-sales technical support, you can access our tools and resources online or open a case with JTAC.

- JTAC policies—For a complete understanding of our JTAC procedures and policies, review the *JTAC User Guide* located at <http://www.juniper.net/us/en/local/pdf/resource-guides/7100059-en.pdf>.
- Product warranties—For product warranty information, visit <http://www.juniper.net/support/warranty/>.
- JTAC hours of operation—The JTAC centers have resources available 24 hours a day, 7 days a week, 365 days a year.

## Self-Help Online Tools and Resources

For quick and easy problem resolution, Juniper Networks has designed an online self-service portal called the Customer Support Center (CSC) that provides you with the following features:

- Find CSC offerings: <http://www.juniper.net/customers/support/>
- Search for known bugs: <http://www2.juniper.net/kb/>

- Find product documentation: <http://www.juniper.net/techpubs/>
- Find solutions and answer questions using our Knowledge Base: <http://kb.juniper.net/>
- Download the latest versions of software and review release notes:  
<http://www.juniper.net/customers/csc/software/>
- Search technical bulletins for relevant hardware and software notifications:  
<http://kb.juniper.net/InfoCenter/>
- Join and participate in the Juniper Networks Community Forum:  
<http://www.juniper.net/company/communities/>
- Open a case online in the CSC Case Management tool: <http://www.juniper.net/cm/>

To verify service entitlement by product serial number, use our Serial Number Entitlement (SNE) Tool: <https://tools.juniper.net/SerialNumberEntitlementSearch/>

## Opening a Case with JTAC

You can open a case with JTAC on the Web or by telephone.

- Use the Case Management tool in the CSC at <http://www.juniper.net/cm/>.
- Call 1-888-314-JTAC (1-888-314-5822 toll-free in the USA, Canada, and Mexico).

For international or direct-dial options in countries without toll-free numbers, see <http://www.juniper.net/support/requesting-support.html>.

## PART 1

# Overview

- [40-Gigabit Ethernet Interfaces on page 3](#)



## CHAPTER 1

# 40-Gigabit Ethernet Interfaces

- [40-Gigabit Ethernet PIC Overview on page 3](#)

## 40-Gigabit Ethernet PIC Overview

---

The 40-Gigabit Ethernet PIC with CFP (PD-1XLE-CFP) is a 1-port 40-Gigabit Ethernet Type 4 PIC with C form-factor pluggable transceiver (CFP) optics supported on T640, T1600, and T4000 routers. The 40-Gigabit Ethernet PIC occupies FPC slot 0 or 1 in the Type 4 FPC and it is similar to any regular PIC such as the 4-port 10-Gigabit Ethernet LAN/WAN PIC with XFP (PD-4XGE-XFP) PIC. The CFP information appears under the PIC information in the show command output.

The 40-Gigabit Ethernet PIC with CFP supports flexible Ethernet services encapsulation and MAC accounting.

MAC learning, MAC policing, and Layer 2 rewrite features are not supported.

The 40-Gigabit Ethernet PIC with CFP supports the following features:

- Encapsulation protocols such as:
  - Layer 2 protocols
    - Ethernet CCC, Ethernet TCC, and Ethernet VPLS
    - VLAN CCC
    - Extended VLAN TCC
    - VLAN VPLS
    - Flexible Ethernet service
  - Layer 3 protocols
    - IPv4
    - IPv6
    - MPLS
- CFP Multi-Source Agreement (MSA)-compliant management data input/output (MDIO) control features (transceiver dependent).

- Graceful Routing Engine switchover (GRES) (in all PIC and chassis configurations).
- Interface creation:
  - When the PIC is brought online, the router creates one interface, et-x/y/0, where *x* represents the FPC slot number and *y* represents PIC slot number. The physical interface represents internal Ethernet Packet Forwarding Engines.
  - The FPC slot number ranges from 0 through 7 in T640, T1600, and T4000 routers. The PIC slot numbers are 0 and 1.
  - Packet Forwarding Engine 0 is the physical interface 0, and Packet Forwarding Engine 1 is the physical interface 1.
- 802.3 link aggregation:
  - The configuration of the 40-Gigabit Ethernet PIC with CFP complies with that of the existing 1-Gigabit or 10-Gigabit Ethernet PIC and aggregated Ethernet interfaces.
  - An aggregate bundle that consists purely of 40-Gigabit Ethernet PICs supports a maximum of 40-Gigabit Ethernet links depending on the system implementation.

For Junos OS configuration information about this PIC, see [“Configuring 40-Gigabit Ethernet PICs” on page 7](#). For hardware compatibility information, see the *T1600 PICs Supported* topic in the *T1600 Core Router Hardware Guide* hardware guide and the *T640 PICs Supported* topic in the *T640 Core Router Hardware Guide* hardware guide, and the *T4000 PICs Supported* topic in the *T4000 Core Router Hardware Guide* hardware guide.

**Related  
Documentation**

- [Configuring 40-Gigabit Ethernet PICs on page 7](#)
- *T640 Core Router Hardware Guide*
- *T1600 Core Router Hardware Guide*
- *T4000 Core Router Hardware Guide*
- *TX Matrix Plus Router Hardware Guide*
- *T640 PICs Supported*
- *T1600 PICs Supported*
- *T4000 PICs Supported*

## PART 2

# Configuration

- [40-Gigabit Ethernet Interfaces on page 7](#)
- [Network Interfaces Configuration Statements and Hierarchy on page 9](#)
- [Statement Summary on page 35](#)



## CHAPTER 2

# 40-Gigabit Ethernet Interfaces

- [Configuring 40-Gigabit Ethernet PICs on page 7](#)

### Configuring 40-Gigabit Ethernet PICs

---

You can configure the following features on the 40-Gigabit Ethernet PIC with CFP (PD-1XLE-CFP):

- Flexible Ethernet services encapsulation
- Source address MAC filtering
- Destination address MAC filtering
- MAC accounting for receive (Rx) and transmit (Tx)
- Multiple tag protocol ID (TPID) support
- Channels defined by two stacked VLAN tags
- Channels defined by **flex-vlan-tagging**
- IP service for stacked VLAN tags
- IP service for nonstandard TPID

The following features are not supported on the 40-Gigabit Ethernet PIC with CFP:

- MAC learning
- MAC policing
- Layer 2 rewrite



**NOTE:** Each 40-Gigabit Ethernet PIC with CFP creates a single et- physical interface in the Routing Engine and Packet Forwarding Engine.

The 40-Gigabit Ethernet PIC with CFP supports aggregated Ethernet configuration to achieve higher throughput capability, whereby the configuration is similar to the 1-Gigabit or 10-Gigabit aggregated Ethernet interface configuration. A maximum of 40-Gigabit Ethernet PIC links can be bundled into a single aggregated Ethernet configuration depending on the system implementation.

To configure the 40-Gigabit Ethernet PIC with CFP:

1. Perform the media configuration.

The command used to configure the media for the 40-Gigabit Ethernet PIC with CFP is the same as that for other Ethernet PICs, such as the 4-port 10-Gigabit Ethernet PIC.

2. Specify the logical interfaces.

A single physical interface is created when the 40-Gigabit Ethernet PIC with CFP is brought online (et-x/y/0, where x represents the FPC slot number and y represents the PIC slot number). For more information, see *Configuring a Logical Interface for Access Mode* and *Configuring a Logical Interface for Trunk Mode*.

3. Configure the 802.3 link aggregation.

- You must explicitly configure an aggregated interface on the 40-Gigabit Ethernet PIC with CFP that includes the 40-Gigabit Ethernet interfaces. For more information, see *Configuring an Aggregated Ethernet Interface*.
- The configuration of the 40-Gigabit Ethernet PIC with CFP complies with the configuration of the 1-Gigabit Ethernet PIC, 10-Gigabit Ethernet PIC, and the aggregated Ethernet interfaces. In each aggregated bundle, Junos OS supports a maximum of 40-Gigabit Ethernet links. For more information, see *Configuring an Aggregated Ethernet Interface* and *10-port 10-Gigabit Ethernet LAN/WAN PIC Overview*.

4. Configure the Packet Forwarding Engine features.

The 40-Gigabit Ethernet PIC with CFP supports all classification, firewall filters, queuing model, and rewrite functionality features of the Gigabit Ethernet PICs. To configure these parameters, see *Configuring Gigabit Ethernet Policers*, *Configuring MAC Address Filtering*, and *Stacking and Rewriting Gigabit Ethernet VLAN Tags Overview*.

**Related  
Documentation**

- [40-Gigabit Ethernet PIC Overview on page 3](#)
- [Configuring Gigabit Ethernet Policers](#)
- [Configuring MAC Address Filtering](#)
- [Stacking and Rewriting Gigabit Ethernet VLAN Tags Overview](#)

## CHAPTER 3

# Network Interfaces Configuration Statements and Hierarchy

- [\[edit chassis\] Hierarchy Level on page 9](#)
- [\[edit interfaces\] Hierarchy Level on page 10](#)
- [\[edit logical-systems\] Hierarchy Level on page 26](#)
- [\[edit protocols oam\] Hierarchy Level on page 31](#)
- [\[edit protocols vrrp\] Hierarchy Level on page 33](#)

### [\[edit chassis\] Hierarchy Level](#)

---

```
chassis {
  aggregated-devices {
    ethernet {
      device-count number;
    }
    sonet {
      device-count number;
    }
  }
  maximum-links {
  }
  channel-group number {
    ethernet {
      device-count number;
    }
    fpc slot-number {
      pic pic-number {
        adaptive-services {
          service-package (layer-2 | layer-3);
        }
        aggregate-ports;
        atm-cell-relay-accumulation;
        atm-l2circuit-mode (aal5 | cell | trunk trunk);
        cel {
          el link-number {
            channel-group group-number;
            timeslots time-slot-range;
          }
        }
      }
    }
  }
}
```

```

channelization;
ct1 {
    tl link-number {
        channel-group group-number;
        timeslots time-slot-range;
    }
}
ct3 {
    port port-number {
        tl link-number {
            channel-group group-number;
            timeslots time-slot-range;
        }
    }
    framing sdh;
}
max-queues-per-interface number;
mlfr-uni-nni-bundles num-intf;
no-concatenate;
shdsl {
    pic-mode (1-port-atm | 2-port-atm);
}
vtmapping (klm | itu-t);
}
}
fpc slot-number{
pic pic-number{
    account-layer2-overhead
    egress-policer-overhead bytes;
    ingress-policer-overhead bytes;
    mlfr-uni-nni-bundles-inline number;
    multi-link-layer-2-inline;
}
}
}

```

Related • [Router Interfaces](#)  
Documentation

## [edit interfaces] Hierarchy Level

The statements at the [edit interfaces *interface-name* unit *logical-unit-number*] hierarchy level can also be configured at the [edit logical-systems *logical-system-name* interfaces *interface-name* unit *logical-unit-number*] hierarchy level.



**NOTE:** The *accounting-profile* statement is an exception to this rule. The *accounting-profile* statement can be configured at the [edit interfaces *interface-name* unit *logical-unit-number*] hierarchy level, but it cannot be configured at the [edit logical-systems *logical-system-name* interfaces *interface-name* unit *logical-unit-number*] hierarchy level.

```

interfaces {

```

```

traceoptions {
  file filename <files number> <match regular-expression> <size size> <world-readable |
    no-world-readable> ;
  flag flag <disable>;
}
interface-name {
  accounting-profile name;
  aggregated-ether-options {
    (flow-control | no-flow-control);
    lacp {
      (active | passive);
      link-protection {
        disable;
        (revertive | non-revertive);
        periodic interval;
        system-priority priority;
      }
    }
    link-protection;
    link-speed speed;
    (loopback | no-loopback);
    mc-ae{
      chassis-id chassis-id;
      mc-ae-id mc-ae-id;
      mode (active-active | active-standby);
      redundancy-group group-id;
      status-control (active | standby);
    }
    minimum-links number;
    source-address-filter {
      mac-address;
    }
    (source-filtering | no-source-filtering);
  }
  shared-scheduler;
  aggregated-sonet-options {
    link-speed speed | mixed;
    minimum-links number;
  }
  atm-options {
    cell-bundle-size cells;
    ilmi;
    linear-red-profiles profile-name {
      high-plp-max-threshold percent;
      low-plp-max-threshold percent;
      queue-depth cells high-plp-threshold percent low-plp-threshold percent;
    }
    mpls {
      pop-all-labels {
        required-depth number;
      }
    }
  }
  pic-type (atm1 | atm2);
  plp-to-clp;
  promiscuous-mode {
    vpi vpi-identifier;
  }
}

```

```
scheduler-maps map-name {
    forwarding-class class-name {
        epd-threshold cells plp1 cells;
        linear-red-profile profile-name;
        priority (high | low);
        transmit-weight (cells number | percent number);
    }
    vc-cos-mode (alternate | strict);
}
use-null-cw;
vpi vpi-identifier {
    maximum-vcs maximum-vcs;
    oam-liveness {
        down-count cells;
        up-count cells;
    }
    oam-period (seconds | disable);
    shaping {
        (cbr rate | rtvbr peak rate sustained rate burst length | vbr peak rate sustained rate
        burst length);
        queue-length number;
    }
}
}
clocking clock-source;
damping {
    enable;
    half-life seconds;
    max-suppress seconds;
    reuse number;
    suppress number;
}
data-input (system | interface interface-name);
dce;
serial-options {
    clock-rate rate;
    clocking-mode (dce | internal | loop);
    control-polarity (negative | positive);
    cts-polarity (negative | positive);
    dcd-polarity (negative | positive);
    dce-options {
        control-signal (assert | de-assert | normal);
        cts (ignore | normal | require);
        dcd (ignore | normal | require);
        dsr (ignore | normal | require);
        dtr signal-handling-option;
        ignore-all;
        indication (ignore | normal | require);
        rts (assert | de-assert | normal);
        tm (ignore | normal | require);
    }
    dsr-polarity (negative | positive);
    dte-options {
        control-signal (assert | de-assert | normal);
        cts (ignore | normal | require);
        dcd (ignore | normal | require);
```

```

    dsr (ignore | normal | require);
    dtr signal-handling-option;
    ignore-all;
    indication (ignore | normal | require);
    rts (assert | de-assert | normal);
    tm (ignore | normal | require);
  }
  dtr-circuit (balanced | unbalanced);
  dtr-polarity (negative | positive);
  encoding (nrz | nrzi);
  indication-polarity (negative | positive);
  line-protocol protocol;
  loopback mode;
  rts-polarity (negative | positive);
  tm-polarity (negative | positive);
  transmit-clock invert;
}
description text;
alias alias-name;
dialer-options {
  pool pool-name <priority priority>;
}
disable;
ds0-options {
  bert-algorithm algorithm;
  bert-error-rate rate;
  bert-period seconds;
  byte-encoding (nx56 | nx64);
  fcs (16 | 32);
  idle-cycle-flag (flags | ones);
  invert-data;
  loopback payload;
  start-end-flag (filler | shared);
}
e1-options {
  bert-error-rate rate;
  bert-period seconds;
  fcs (16 | 32);
  framing (g704 | g704-no-crc4 | unframed);
  idle-cycle-flag (flags | ones);
  invert-data;
  loopback (local | remote);
  start-end-flag (filler | shared);
  timeslots time-slot-range;
}
e3-options {
  atm-encapsulation (direct | plcp);
  bert-algorithm algorithm;
  bert-error-rate rate;
  bert-period seconds;
  framing feet;
  compatibility-mode (digital-link | kentrox | larscom) <subrate value>;
  fcs (16 | 32);
  framing (g.751 | g.832);
  idle-cycle-flag (filler | shared);
  invert-data;

```

```
    loopback (local | remote);
    (payload-scrambler | no-payload-scrambler);
    start-end-flag (filler | shared);
    (unframed | no-unframed);
}
encapsulation type;
es-options {
    backup-interface es-fpc/pic/port;
}
fastether-options {
    802.3ad aex;
    (flow-control | no-flow-control);
    ignore-l3-incompletes;
    ingress-rate-limit rate;
    (loopback | no-loopback);
    mpls {
        pop-all-labels {
            required-depth number;
        }
    }
    source-address-filter {
        mac-address;
    }
    (source-filtering | no-source-filtering);
}
flexible-vlan-tagging;
gigether-options {
    802.3ad aex;
    (asynchronous-notification | no-asynchronous-notification);
    (auto-negotiation | no-auto-negotiation) remote-fault <local-interface-online |
        local-interface-offline>;
    auto-reconnect seconds;
    (flow-control | no-flow-control);
    ignore-l3-incompletes;
    (loopback | no-loopback);
    mpls {
        pop-all-labels {
            required-depth number;
        }
    }
    no-auto-mdix;
    source-address-filter {
        mac-address;
    }
    (source-filtering | no-source-filtering);
    ethernet-switch-profile {
        (mac-learn-enable | no-mac-learn-enable);
        tag-protocol-id [ tpids ];
        ethernet-policer-profile {
            input-priority-map {
                ieee802.1p premium [ values ];
            }
            output-priority-map {
                classifier {
                    premium {
                        forwarding-class class-name {
```

15

```
static-tei-val value;  
switch-type (att5e | etsi | ni1 | ntdms100 | ntt);  
t310 seconds;  
tei-option (first-call | power-up);  
}  
keepalives <down-count number> <interval seconds> <up-count number>;  
link-mode mode;  
lmi {  
    lmi-type (ansi | itu | c-lmi);  
    n391dte number;  
    n392dce number;  
    n392dte number;  
    n393dce number;  
    n393dte number;  
    t391dte seconds;  
    t392dce seconds;  
}  
lsq-failure-options {  
    no-termination-request;  
    [ trigger-link-failure interface-name ];  
}  
mac mac-address;  
mlfr-uni-nni-bundle-options {  
    acknowledge-retries number;  
    acknowledge-timer milliseconds;  
    action-red-differential-delay (disable-tx | remove-link);  
    drop-timeout milliseconds;  
    fragment-threshold bytes;  
    cisco-interoperability send-lip-remove-link-for-link-reject;  
    hello-timer milliseconds;  
    link-layer-overhead percent;  
    lmi-type (ansi | itu | c-lmi);  
    minimum-links number;  
    mrru bytes;  
    n391 number;  
    n392 number;  
    n393 number;  
    red-differential-delay milliseconds;  
    t391 seconds;  
    t392 seconds;  
    yellow-differential-delay milliseconds;  
}  
modem-options {  
    dialin (console | routable);  
    init-command-string initialization-command-string;  
}  
mtu bytes;  
multi-chassis-protection {  
    peer a.b.c.d {  
        interface interface-name;  
    }  
}  
multiservice-options {  
    (core-dump | no-core-dump);  
    (syslog | no-syslog);  
}
```

```

native-vlan-id number;
no-gratuitous-arp-request;
no-keepalives;
no-partition {
    interface-type type;
}
no-vpivci-swapping;
otn-options {
    fec (efec | gfec | none);
    (laser-enable | no-laser-enable);
    (line-loopback | no-line-loopback);
    pass-thru;
    rate (fixed-stuff-bytes | no-fixed-stuff-bytes | pass-thru);
    transmit-payload-type number;
    trigger (oc-lof | oc-lom | oc-los | oc-wavelength-lock | odu-ais | odu-bbe-th | odu-bdi
        | odu-es-th | odu-lck | odu-oci | odu-sd | odu-ses-th | odu-ttim | odu-uas-th |
        opu-ptm | otu-ais | otu-bbe-th | otu-bdi | otu-es-th | otu-fec-deg | otu-fec-exe |
        otu-iae | otu-sd | otu-ses-th | otu-ttim | otu-uas-th);
    tti;
}
optics-options {
    wavelength nm;
    alarm alarm-name {
        (syslog | link-down);
    }
    warning warning-name {
        (syslog | link-down);
    }
}
partition partition-number oc-slice oc-slice-range interface-type type;
timeslots time-slot-range;
passive-monitor-mode;
per-unit-scheduler;
ppp-options {
    chap {
        access-profile name;
        default-chap-secret name;
        local-name name;
        passive;
    }
    compression {
        acfc;
        pfc;
    }
    dynamic-profile profile-name;
    no-termination-request;
    pap {
        access-profile name;
        local-name name;
        local-password password;
        compression;
    }
}
psn-vcip psn-vci-identifier;
psn-vpip psn-vpi-identifier;
receive-bucket {

```

```
    overflow (discard | tag);
    rate percentage;
    threshold bytes;
}
redundancy-options {
    priority sp-fpc/pic/port;
    secondary sp-fpc/pic/port;
    hot-standby;
}
satop-options {
    payload-size n;
}
schedulers number;
serial-options {
    clock-rate rate;
    clocking-mode (dce | internal | loop);
    control-polarity (negative | positive);
    cts-polarity (negative | positive);
    dcd-polarity (negative | positive);
    dce-options {
        control-signal (assert | de-assert | normal);
        cts (ignore | normal | require);
        dcd (ignore | normal | require);
        dsr (ignore | normal | require);
        dtr signal-handling-option;
        ignore-all;
        indication (ignore | normal | require);
        rts (assert | de-assert | normal);
        tm (ignore | normal | require);
    }
    dsr-polarity (negative | positive);
    dte-options {
        control-signal (assert | de-assert | normal);
        cts (ignore | normal | require);
        dcd (ignore | normal | require);
        dsr (ignore | normal | require);
        dtr signal-handling-option;
        ignore-all;
        indication (ignore | normal | require);
        rts (assert | de-assert | normal);
        tm (ignore | normal | require);
    }
    dtr-circuit (balanced | unbalanced);
    dtr-polarity (negative | positive);
    encoding (nrz | nrzi);
    indication-polarity (negative | positive);
    line-protocol protocol;
    loopback mode;
    rts-polarity (negative | positive);
    tm-polarity (negative | positive);
    transmit-clock invert;
}
services-options {
    inactivity-timeout seconds;
    open-timeout seconds;
    session-limit {
```

```

    maximum number;
    rate new-sessions-per-second;
  }
  syslog {
    host hostname {
      facility-override facility-name;
      log-prefix prefix-number;
      services priority-level;
    }
  }
}
shdsl-options {
  annex (annex-a | annex-b);
  line-rate line-rate;
  loopback (local | remote);
  snr-margin {
    current margin;
    snext margin;
  }
}
sonet-options {
  aggregate asx;
  aps {
    advertise-interval milliseconds;
    annex-b;
    authentication-key key;
    fast-aps-switch;
    force;
    hold-time milliseconds;
    lockout;
    neighbor address;
    paired-group group-name;
    preserve-interface;
    protect-circuit group-name;
    request;
    revert-time seconds;
    switching-mode (bidirectional | unidirectional);
    working-circuit group-name;
  }
}
bytes {
  c2 value;
  e1-quiet value;
  f1 value;
  f2 value;
  s1 value;
  z3 value;
  z4 value;
}
fcs (16 | 32);
loopback (local | remote);
mpls {
  pop-all-labels {
    required-depth number;
  }
}
}
path-trace trace-string;

```

```
(payload-scrambler | no-payload-scrambler);
rfc-2615;
trigger {
    defect ignore;
    hold-time up milliseconds down milliseconds;
}
vtmapping (itu-t | klm);
(z0-increment | no-z0-increment);
}
speed (10m | 100m | 1g | oc3 | oc12 | oc48);
stacked-vlan-tagging;
switch-options {
    switch-port port-number {
        (auto-negotiation | no-auto-negotiation);
        speed (10m | 100m | 1g);
        link-mode (full-duplex | half-duplex);
    }
}
t1-options {
    bert-algorithm algorithm;
    bert-error-rate rate;
    bert-period seconds;
    buildout value;
    byte-encoding (nx56 | nx64);
    crc-major-alarm-threshold (1e-3 | 5e-4 | 1e-4 | 5e-5 | 1e-5);
    crc-minor-alarm-threshold (1e-3 | 5e-4 | 1e-4 | 5e-5 | 1e-5 | 5e-6 | 1e-6);
    fcs (16 | 32);
    framing (esf | sf);
    idle-cycle-flag (flags | ones);
    invert-data;
    line-encoding (ami | b8zs);
    loopback (local | payload | remote);
    remote-loopback-respond;
    start-end-flag (filler | shared);
    timeslots time-slot-range;
}
t3-options {
    atm-encapsulation (direct | plcp);
    bert-algorithm algorithm;
    bert-error-rate rate;
    bert-period seconds;
    buildout feet;
    (cbit-parity | no-cbit-parity);
    compatibility-mode (adtran | digital-link | kentrox | larscom | verilink) <subrate
        value>;
    fcs (16 | 32);
    (feac-loop-respond | no-feac-loop-respond);
    idle-cycle-flag value;
    (long-buildout | no-long-buildout);
    (loop-timing | no-loop-timing);
    loopback (local | payload | remote);
    (mac | no-mac);
    (payload-scrambler | no-payload-scrambler);
    start-end-flag (filler | shared);
}
traceoptions {
```

```

    flag flag <flag-modifier> <disable>;
}
transmit-bucket {
    overflow discard;
    rate percentage;
    threshold bytes;
}
(traps | no-traps);
unidirectional;
vlan-tagging;
vlan-vci-tagging;
unit logical-unit-number {
    accept-source-mac {
        mac-address mac-address {
            policer {
                input cos-policer-name;
                output cos-policer-name;
            }
        }
    }
}
accounting-profile name;
advisory-options {
    downstream-rate rate;
    upstream-rate rate;
}
allow-any-vci;
atm-scheduler-map (map-name | default);
backup-options {
    interface interface-name;
}
bandwidth rate;
cell-bundle-size cells;
clear-dont-fragment-bit;
compression {
    rtp {
        f-max-period number;
        maximum-contexts number <force>;
        queues [ queue-numbers ];
        port {
            minimum port-number;
            maximum port-number;
        }
    }
}
compression-device interface-name;
copy-tos-to-outer-ip-header;
demux-destination family;
demux-source family;
demux-options {
    underlying-interface interface-name;
}
description text;
alias alias-name;
interface {
    l2tp-interface-id name;
    (dedicated | shared);
}

```

```

}
dialer-options {
    activation-delay seconds;
    callback;
    callback-wait-period time;
    deactivation-delay seconds;
    dial-string [ dial-string-numbers ];
    idle-timeout seconds;
    incoming-map {
        caller (caller-id | accept-all);
        initial-route-check seconds;
        load-interval seconds;
        load-threshold percent;
        pool pool-name;
        redial-delay time;
        watch-list {
            [ routes ];
        }
    }
}
disable;
disable-mlppp-inner-ppp-pfc;
dlci dlci-identifier;
drop-timeout milliseconds;
dynamic-call-admission-control {
    activation-priority priority;
    bearer-bandwidth-limit kilobits-per-second;
}
encapsulation type;
epd-threshold cells plp1 cells;
fragment-threshold bytes;
inner-vlan-id-range start start-id end end-id;
input-vlan-map {
    (pop | pop-pop | pop-swap | push | push-push | swap | swap-push | swap-swap);
    inner-tag-protocol-id tpid;
    inner-vlan-id number;
    tag-protocol-id tpid;
    vlan-id number;
}
interleave-fragments;
inverse-arp;
layer2-policer {
    input-policer policer-name;
    input-three-color policer-name;
    output-policer policer-name;
    output-three-color policer-name;
}
link-layer-overhead percent;
minimum-links number;
mrru bytes;
multicast-dlci dlci-identifier;
multicast-vci vpi-identifier.vci-identifier;
multilink-max-classes number;
multipoint;
oam-liveness {
    down-count cells;

```

```

    up-count cells;
}
oam-period (seconds | disable);
output-vlan-map {
    (pop | pop-pop | pop-swap | push | push-push | swap | swap-push | swap-swap);
    inner-tag-protocol-id tpid;
    inner-vlan-id number;
    tag-protocol-id tpid;
    vlan-id number;
}
passive-monitor-mode;
peer-unit unit-number;
plp-to-clp;
point-to-point;
ppp-options {
    chap {
        access-profile name;
        default-chap-secret name;
        local-name name;
        passive;
    }
    compression {
        acfc;
        pfc;
        pap;
        default-pap-password password;
        local-name name;
        local-password password;
        passive;
    }
    dynamic-profile profile-name;
    lcp-max-conf-req number;
    lcp-restart-timer milliseconds;
    loopback-clear-timer seconds;
    ncp-max-conf-req number;
    ncp-restart-timer milliseconds;
}
pppoe-options {
    access-concentrator name;
    auto-reconnect seconds;
    (client | server);
    service-name name;
    underlying-interface interface-name;
}
proxy-arp;
service-domain (inside | outside);
shaping {
    (cbr rate | rtvbr peak rate sustained rate burst length | vbr peak rate sustained rate burst length);
    queue-length number;
}
short-sequence;
transmit-weight number;
(traps | no-traps);
trunk-bandwidth rate;
trunk-id number;

```

```
tunnel {
    backup-destination address;
    destination address;
    key number;
    routing-instance {
        destination routing-instance-name;
    }
    source source-address;
    ttl number;
}
vci vpi-identifier.vci-identifier;
vci-range start start-vci end end-vci;
vpi vpi-identifier;
vlan-id number;
vlan-id-list [vlan-id vlan-id-vlan-id];
vlan-id-range number-number;
vlan-tags inner tpid.vlan-id outer tpid.vlan-id;
vlan-tags-outer tpid.vlan-id inner-list [vlan-id vlan-id-vlan-id];
family family {
    accounting {
        destination-class-usage;
        source-class-usage {
            direction;
        }
    }
    access-concentrator name;
    address address {
        destination address;
    }
    bundle ml-fpc/pic/port | ls-fpc/pic/port;
    direct-connect;
    duplicate-protection;
    dynamic-profile profile-name;
    filter {
        group filter-group-number;
        input filter-name;
        input-list {
            [filter-names];
            output filter-name;
        }
        output-list {
            [filter-names];
        }
    }
    ipsec-sa sa-name;
    keep-address-and-control;
    max-sessions number;
    max-sessions-vsa-ignore;
    mtu bytes;
    multicast-only;
    negotiate-address;
    no-redirects;
    policer {
        arp policer-template-name;
        disable-arp-policer
        input policer-template-name;
    }
}
```

```

    output policer-template-name;
}
primary;
proxy inet-address address;
receive-options-packets;
receive-ttl-exceeded;
remote (inet-address address | mac-address address);
rpf-check {
    fail-filter filter-name;
    mode loose;
}
sampling {
    direction;
}
service {
    input {
        service-set service-set-name <service-filter filter-name>;
        post-service-filter filter-name;
    }
    output {
        service-set service-set-names <service-filter filter-name>;
    }
}
service-name-table table-name;
short-cycle-protection <lockout-time-min minimum-seconds lockout-time-max
    maximum-seconds>;
targeted-broadcast {
    forward-and-send-to-re;
    forward-only;
}
(translate-discard-eligible | no-translate-discard-eligible);
(translate-fecn-and-becn | no-translate-fecn-and-becn);
translate-plp-control-word-de;
unnumbered-address interface-name <destination address destination-profile
    profile-name | preferred-source-address address>;
address address {
    arp ip-address (mac | multicast-mac) mac-address <publish>;
    broadcast address;
    destination address;
    destination-profile name;
    eui-64;
    multipoint-destination address (dlci dlci-identifier | vci vci-identifier);
    multipoint-destination address {
        epd-threshold cells plp1 cells;
        inverse-arp;
        oam-liveness {
            up-count cells;
            down-count cells;
        }
        oam-period (seconds | disable);
        shaping {
            (cbr rate | rtvbr peak rate sustained rate burst length | vbr peak rate sustained
                rate burst length);
            queue-length number;
        }
        vci vpi-identifier.vci-identifier;
    }
}

```

```
    }
    preferred;
    primary;
    (vrrp-group | vrrp-inet6-group) group-number {
        (accept-data | no-accept-data);
        advertise-interval seconds;
        authentication-type authentication;
        authentication-key key;
        fast-interval milliseconds;
        (preempt | no-preempt) {
            hold-time seconds;
        }
        priority-number number;
        track {
            priority-cost seconds;
            priority-hold-time interface-name {
                bandwidth-threshold bits-per-second {
                    priority;
                }
                interface priority;
            }
            route ip-address/mask routing-instance instance-name priority-cost cost;
        }
        virtual-address [ addresses ];
    }
}
}
```

- Related Documentation**
- [Junos OS Hierarchy and RFC Reference](#)
  - [Ethernet Interfaces](#)
  - [Junos OS Network Interfaces Library for Routing Devices](#)

---

## [edit logical-systems] Hierarchy Level

The following lists the statements that can be configured at the [edit logical-systems] hierarchy level that are also documented in this manual. For more information about logical systems, see the *Logical Systems Feature Guide for Routing Devices*.

```
logical-systems logical-system-name {
    interfaces interface-name {
        unit logical-unit-number {
            accept-source-mac {
                mac-address mac-address {
                    policer {
                        input cos-policer-name;
                        output cos-policer-name;
                    }
                }
            }
        }
    }
    allow-any-vci;
```

```

atm-scheduler-map (map-name | default);
bandwidth rate;
backup-options {
    interface interface-name;
}
cell-bundle-size cells;
clear-dont-fragment-bit;
compression {
    rtp {
        f-max-period number;
        port {
            minimum port-number;
            maximum port-number;
        }
        queues [ queue-numbers ];
    }
}
compression-device interface-name;
description text;
interface {
    l2tp-interface-id name;
    (dedicated | shared);
}
dialer-options {
    activation-delay seconds;
    deactivation-delay seconds;
    dial-string [ dial-string-numbers ];
    idle-timeout seconds;
    initial-route-check seconds;
    load-threshold number;
    pool pool;
    remote-name remote-callers;
    watch-list {
        [ routes ];
    }
}
disable;
dlci dlci-identifier;
drop-timeout milliseconds;
dynamic-call-admission-control {
    activation-priority priority;
    bearer-bandwidth-limit kilobits-per-second;
}
encapsulation type;
epd-threshold cells plp1 cells;
fragment-threshold bytes;
input-vlan-map {
    inner-tag-protocol-id;
    inner-vlan-id;
    (pop | pop-pop | pop-swap | push | push-push | swap | swap-push | swap-swap);
    tag-protocol-id tpid;
    vlan-id number;
}
interleave-fragments;
inverse-arp;
layer2-policer {

```

```
input-policer policer-name;  
input-three-color policer-name;  
output-policer policer-name;  
output-three-color policer-name;  
}  
link-layer-overhead percent;  
minimum-links number;  
mrru bytes;  
multicast-dlci dlci-identifier;  
multicast-vci vpi-identifier.vci-identifier;  
multilink-max-classes number;  
multipoint;  
oam-liveness {  
    up-count cells;  
    down-count cells;  
}  
oam-period (seconds | disable);  
output-vlan-map {  
    inner-tag-protocol-id;  
    inner-vlan-id;  
    (pop | pop-pop | pop-swap | push | push-push | swap | swap-swap);  
    tag-protocol-id tpid;  
    vlan-id number;  
}  
passive-monitor-mode;  
peer-unit unit-number;  
plp-to-clp;  
point-to-point;  
ppp-options {  
    chap {  
        access-profile name;  
        default-chap-secret name;  
        local-name name;  
        passive;  
    }  
    compression {  
        acfc;  
        pfc;  
    }  
}  
dynamic-profile profile-name;  
pap {  
    default-pap-password password;  
    local-name name;  
    local-password password;  
    passive;  
}  
}  
proxy-arp;  
service-domain (inside | outside);  
shaping {  
    (cbr rate | rtvbr peak rate sustained rate burst length | vbr peak rate sustained rate burst length);  
    queue-length number;  
}  
short-sequence;
```

```

transmit-weight number;
(traps | no-traps);
trunk-bandwidth rate;
trunk-id number;
tunnel {
    backup-destination address;
    destination address;
    key number;
    routing-instance {
        destination routing-instance-name;
    }
    source source-address;
    ttl number;
}
vci vpi-identifier.vci-identifier;
vlan-id number;
vlan-id-list [vlan-id vlan-id-vlan-id]
vlan-tags inner tpid.vlan-id outer tpid.vlan-id;
vlan-tags outer tpid.vlan-id inner-list [vlan-id vlan-id-vlan-id]
vpi vpi-identifier;
family family {
    accounting {
        destination-class-usage;
        source-class-usage {
            direction;
        }
    }
}
bundle interface-name;
filter {
    group filter-group-number;
    input filter-name;
    input-list {
        [filter-names];
    }
    output filter-name;
    output-list {
        [filter-names];
    }
}
ipsec-sa sa-name;
keep-address-and-control;
mtu bytes;
multicast-only;
no-redirects;
policer {
    arp policer-template-name;
    input policer-template-name;
    output policer-template-name;
}
primary;
proxy inet-address address;
receive-options-packets;
receive-ttl-exceeded;
remote (inet-address address | mac-address address);
rpf-check <fail-filter filter-name> {
    <mode loose>;

```

```

}
sampling {
    direction;
}
service {
    input {
        service-set service-set-name <service-filter filter-name>;
        post-service-filter filter-name;
    }
    output {
        service-set service-set-name <service-filter filter-name>;
    }
}
(translate-discard-eligible | no-translate-discard-eligible);
(translate-fecn-and-becn | no-translate-fecn-and-becn);
unnumbered-address interface-name destination address destination-profile
    profile-name;
address address {
    arp ip-address (mac | multicast-mac) mac-address <publish>;
    broadcast address;
    destination address;
    destination-profile name;
    eui-64;
    multipoint-destination address (dlci dlci-identifier | vci vci-identifier);
    multipoint-destination address {
        epd-threshold cells plp1 cells;
        inverse-arp;
        oam-liveness {
            up-count cells;
            down-count cells;
        }
        oam-period (seconds | disable);
        shaping {
            (cbr rate | rtvbr peak rate sustained rate burst length | vbr peak rate sustained
                rate burst length);
            queue-length number;
        }
        vci vpi-identifier.vci-identifier;
    }
    preferred;
    primary;
    (vrrp-group | vrrp-inet6-group) group-number {
        (accept-data | no-accept-data);
        advertise-interval seconds;
        authentication-type authentication;
        authentication-key key;
        fast-interval milliseconds;
        (preempt | no-preempt) {
            hold-time seconds;
        }
    }
    priority-number number;
    track {
        priority-cost seconds;
        priority-hold-time interface-name {
            interface priority;
            bandwidth-threshold bits-per-second {

```

```

        priority;
    }
}
route ip-address/mask routing-instance instance-name priority-cost cost;
}
}
virtual-address [ addresses ];
}
}
}
}
}
}
}

```

- Related Documentation**
- *Junos OS Hierarchy and RFC Reference*
  - *Ethernet Interfaces*
  - *Junos OS Network Interfaces Library for Routing Devices*

## [\[edit protocols oam\] Hierarchy Level](#)

```

ethernet {
  connectivity-fault-management {
    action-profile profile-name {
      default-actions {
        interface-down;
      }
      event {
        adjacency-loss;
        interface-status-tlv (down | lower-layer-down);
        port-status-tlv blocked;
        rdi;
      }
    }
  }
  linktrace {
    age (30m | 10m | 1m | 30s | 10s);
    path-database-size path-database-size;
  }
  maintenance-domain domain-name {
    bridge-domain name;
    routing-instance r1 {
      bridge-domain name;
      instance vpls-instance;
      interface (ge | xe) fpc/pic/port.domain;
      level number;
      maintenance-association name{
        mep identifier {
          direction (up | down)
          interface (ge | xe) fpc/pic/port.domain (working | protect );
          auto-discovery;
          lowest-priority-defect (all-defects | err-xcon | mac-rem-err-xcon | no-defect |
            rem-err-xcon | xcon);
          priority number;
        }
      }
    }
  }
}

```

```

mip-half-function (none | default | explicit);
name-format (character-string | none | dns | mac+2oct);
short-name-format (character-string | vlan | 2octet | rfc-2685-vpn-id);
protect-maintenance-association protect-ma-name;
remote-maintenance-association remote-ma-name;
continuity-check {
    hold-interval minutes;
    interval (10m | 10s | 1m | 1s | 100ms);
    loss-threshold number;
}
maintenance-association ma-name {
    mip-half-function (none | default | explicit);
    mep mep-id {
        auto-discovery;
        direction (up | down);
        interface interface-name (working | protect);
        priority number;
        remote-mep mep-id {
            action-profile profile-name;
            sla-iterator-profile profile-name {
                data-tlv-size bytes;
                iteration-count frames;
                priority priority-value;
            }
        }
    }
}
}
performance-monitoring {
    hardware-assisted-timestamping;
    sla-iterator-profiles {
        profile-name {
            disable;
            calculation-weight {
                delay delay-weight;
                delay-variation delay-variation-weight;
            }
            cycle-time milliseconds;
            iteration-period connections;
            measurement-type (loss | statistical-frame-loss | two-way-delay);
        }
    }
}
no-aggregate-delegate-processing;
}
link-fault-management {
    action-profile profile-name {
        action {
            syslog;
            link-down;
            send-critical-event;
        }
        event {
            link-adjacency-loss;
            link-event-rate {
                frame-error count;
            }
        }
    }
}

```

```

        frame-period count;
        frame-period-summary count;
        symbol-period count;
    }
    protocol-down;
}
}
interface interface-name {
    apply-action-profile profile-name;
    event-thresholds {
        frame-error count;
        frame-period count;
        frame-period-summary count;
        symbol-period count;
    }
    link-discovery (active | passive);
    negotiation-options {
        allow-remote-loopback;
        no-allow-link-events;
    }
    pdu-interval interval;
    pdu-threshold threshold-value;
    remote-loopback;
}
}
fnp {
    interval <100ms | 1s | 10s | 1m | 10m>;
    loss-threshold number
    interface interface name {
        domain-id domain-id
    }
}
}

```

#### Related Documentation

- [Junos OS Hierarchy and RFC Reference](#)
- [Ethernet Interfaces](#)
- [Junos OS Network Interfaces Library for Routing Devices](#)

## [edit protocols vrrp] Hierarchy Level

The following statement hierarchy can also be included at the [edit logical-systems *logical-system-name*] hierarchy level.

```

protocols {
    vrrp {
        asymmetric-hold-time;
        delegate-processing;
        failover-delay milliseconds;
        global-advertisements-threshold advertisement-value;
        skew-timer-disable;
        startup-silent-period seconds;
        traceoptions {

```

```
file <filename> <files number> <match regular-expression> <microsecond-stamp>
  <size maximum-file-size> <world-readable | no-world-readable>;
flag flag;
no-remote-trace;
}
version-3;
}
```

**Related  
Documentation**

- *Notational Conventions Used in Junos OS Configuration Hierarchies*
- *[edit protocols] Hierarchy Level*
- *Junos OS Hierarchy and RFC Reference*
- *Ethernet Interfaces*
- *Junos OS Network Interfaces Library for Routing Devices*

## CHAPTER 4

# Statement Summary

- 802.3ad on page 38
- accept-source-mac on page 39
- address on page 41
- aggregate (Gigabit Ethernet CoS Policer) on page 43
- aggregated-devices on page 44
- aggregated-ether-options on page 45
- bandwidth-limit (Policer for Gigabit Ethernet Interfaces) on page 46
- burst-size-limit (Policer for Gigabit Ethernet Interfaces) on page 47
- device-count on page 47
- disable (Link Protection) on page 48
- chassis on page 48
- classifier on page 49
- encapsulation (Logical Interface) on page 50
- encapsulation (Physical Interface) on page 54
- family on page 59
- egress-policer-overhead on page 63
- ethernet (Chassis) on page 64
- ethernet-policer-profile on page 65
- ethernet-switch-profile on page 66
- fast-aps-switch on page 68
- flexible-vlan-tagging on page 69
- forwarding-class (Gigabit Ethernet IQ Classifier) on page 70
- ggether-options on page 71
- ieee802.1p on page 72
- igmp-snooping on page 73
- input-policer on page 74
- input-priority-map on page 75
- input-three-color on page 76

- [inner-tag-protocol-id](#) on page 77
- [inner-vlan-id](#) on page 78
- [inner-tag-protocol-id](#) on page 79
- [inner-vlan-id](#) on page 80
- [input-vlan-map](#) (Gigabit Ethernet IQ; 10-Gigabit Ethernet SFPP; 100-Gigabit Ethernet Type 5 PIC with CFP; and Gigabit Ethernet, 10-Gigabit Ethernet, 40-Gigabit Ethernet, and Aggregated Ethernet) on page 81
- [input-vlan-map](#) (Aggregated Ethernet) on page 82
- [interfaces](#) on page 82
- [interface-mode](#) on page 83
- [lACP](#) (802.3ad) on page 84
- [lACP](#) (Aggregated Ethernet) on page 85
- [layer2-policer](#) on page 87
- [link-protection](#) on page 88
- [link-speed](#) (Aggregated Ethernet) on page 89
- [link-speed](#) (Aggregated SONET/SDH) on page 90
- [logical-interface-policer](#) on page 91
- [loss-priority](#) on page 92
- [mac-address](#) (Accept Source Mac) on page 92
- [mac-learn-enable](#) on page 93
- [native-vlan-id](#) on page 94
- [maximum-links](#) on page 95
- [mc-ae](#) on page 96
- [minimum-links](#) on page 99
- [multicast-router-interface](#) (IGMP Snooping) on page 100
- [multi-chassis-protection](#) on page 101
- [non-revertive](#) (Interfaces) on page 102
- [output-three-color](#) on page 103
- [output-policer](#) on page 104
- [output-priority-map](#) on page 105
- [output-vlan-map](#) (Aggregated Ethernet) on page 106
- [output-vlan-map](#) (Gigabit Ethernet IQ; 10-Gigabit Ethernet with SFPP; 100-Gigabit Ethernet Type 5 PIC with CFP; and Gigabit Ethernet, 10-Gigabit Ethernet, 40-Gigabit Ethernet, and Aggregated Ethernet) on page 107
- [peer](#) on page 108
- [periodic](#) on page 109
- [policer](#) (CoS) on page 110
- [policer](#) (MAC) on page 111



- premium (Output Priority Map) on page 112
- premium (Policer) on page 112
- pop on page 113
- pop-pop on page 114
- pop-swap on page 115
- port-priority on page 116
- push on page 117
- push-push on page 118
- revertive on page 119
- source-filtering on page 120
- stacked-vlan-tagging on page 121
- swap on page 122
- swap-by-poppush on page 122
- swap-push on page 123
- swap-swap on page 124
- system-id on page 124
- system-priority on page 125
- tag-protocol-id (TPIDs Expected to Be Sent or Received) on page 126
- tag-protocol-id (TPID to Rewrite) on page 127
- traceoptions (LACP) on page 128
- unit on page 130
- vlan-id (VLAN ID to Be Bound to a Logical Interface) on page 136
- vlan-id (VLAN ID to Rewrite) on page 137
- vlan-id-list (Ethernet VLAN Circuit) on page 138
- vlan-id-list (Interface in Bridge Domain) on page 139
- vlan-id-range on page 140
- vlan-tagging on page 141
- vlan-tags on page 142
- vlan-tags (Dual-Tagged Logical Interface) on page 143
- vlan-tags (Stacked VLAN Tags) on page 145
- vlan-rewrite on page 146

## 802.3ad

---

Syntax	<pre>802.3ad {     ae <i>interface-number</i> (primary   backup);     lacp {         port-priority;     } }</pre>
Hierarchy Level	[edit interfaces <i>interface-name</i> fastether-options], [edit interfaces <i>interface-name</i> <b>gigether-options</b> ]
Release Information	Statement introduced before Junos OS Release 7.4. <b>primary</b> and <b>backup</b> options added in Junos OS Release 8.3.
Description	Specify aggregated Ethernet logical interface number.
Options	<b>ae <i>interface-number</i></b> —Aggregated Ethernet logical interface number. <b>Range:</b> 0 through 15  <b>primary</b> —For link protection configurations, specify the primary link for egress traffic.  <b>backup</b> —For link protection configurations, specify the backup link for egress traffic.
Required Privilege Level	interface—To view this statement in the configuration. interface-control—To add this statement to the configuration.
Related Documentation	<ul style="list-style-type: none"><li>• <i>Configuring an Aggregated Ethernet Interface</i></li><li>• <i>Configuring Aggregated Ethernet Link Protection</i></li></ul>

## accept-source-mac

<b>Syntax</b>	<pre>accept-source-mac {   mac-address mac-address {     policer {       input cos-policer-name;       output cos-policer-name;     }   } }</pre>
<b>Hierarchy Level</b>	<p>[edit interfaces <i>interface-name</i> <b>unit</b> <i>logical-unit-number</i>],          [edit logical-systems <i>logical-system-name</i> interfaces <i>interface-name</i> <b>unit</b> <i>logical-unit-number</i>]</p>
<b>Release Information</b>	<p>Statement introduced before Junos OS Release 7.4.          Statement introduced in Junos OS Release 12.1X48 for PTX Packet Transport Routers.          Statement introduced in Junos OS Release 13.2 for the QFX Series.</p>
<b>Description</b>	<p>For Gigabit Ethernet intelligent queuing (IQ) interfaces only, accept traffic from and to the specified remote media access control (MAC) address.</p> <p>The <b>accept-source-mac</b> statement is equivalent to the <b>source-address-filter</b> statement, which is valid for aggregated Ethernet, Fast Ethernet, and Gigabit Ethernet interfaces only. To allow the interface to receive packets from specific MAC addresses, include the <b>accept-source-mac</b> statement.</p> <p>On untagged Gigabit Ethernet interfaces, you should not configure the <b>source-address-filter</b> statement and the <b>accept-source-mac</b> statement simultaneously. On tagged Gigabit Ethernet interfaces, you should not configure the <b>source-address-filter</b> statement and the <b>accept-source-mac</b> statement with an identical MAC address specified in both filters.</p> <p>The statements are explained separately.</p>
	<p> <b>NOTE:</b> The <b>policer</b> statement is not supported on PTX Series Packet Transport Routers.</p>
	<p> <b>NOTE:</b> On QFX platforms, if you configure source MAC addresses for an interface using the <i>static-mac</i> or <i>persistent-learning</i> statements and later configure a different MAC address for the same interface using the <b>accept-source-mac</b> statement, the MAC addresses that you previously configured for the interface remain in the ethernet-switching table and can still be used to send packets to the interface.</p>
<b>Required Privilege Level</b>	<p>interface—To view this statement in the configuration.          interface-control—To add this statement to the configuration.</p>

- Related Documentation**
- *Configuring MAC Address Filtering*
  - *Configuring MAC Filtering on PTX Series Packet Transport Routers*
  - [source-filtering on page 120](#)

## address

```

Syntax  address address {
        arp ip-address (mac | multicast-mac) mac-address <publish>;
        broadcast address;
        destination address;
        destination-profile name;
        eui-64;
        master-only;
        multipoint-destination address dlc dlci-identifier;
        multipoint-destination address {
            epd-threshold cells;
            inverse-arp;
            oam-liveness {
                up-count cells;
                down-count cells;
            }
            oam-period (disable | seconds);
            shaping {
                (cbr rate | rtvbr peak rate sustained rate burst length | vbr peak rate sustained rate burst
                 length);
                queue-length number;
            }
            vci vpi-identifier.vci-identifier;
        }
        primary;
        preferred;
        (vrrp-group | vrrp-inet6-group) group-number {
            (accept-data | no-accept-data);
            advertise-interval seconds;
            authentication-type authentication;
            authentication-key key;
            fast-interval milliseconds;
            (preempt | no-preempt) {
                hold-time seconds;
            }
            priority-number number;
            track {
                priority-cost seconds;
                priority-hold-time interface-name {
                    interface priority;
                    bandwidth-threshold bits-per-second {
                        priority;
                    }
                }
                route ip-address/mask routing-instance instance-name priority-cost cost;
            }
            virtual-address [ addresses ];
        }
    }

```

**Hierarchy Level** [edit interfaces *interface-name* unit *logical-unit-number* family *family*],  
 [edit logical-systems *logical-system-name* interfaces *interface-name* unit *logical-unit-number*  
 family *family*]

**Release Information** Statement introduced before Junos OS Release 7.4.  
Statement introduced in Junos OS Release 11.1 for the QFX Series.

**Description** Configure the interface address.

**Options** *address*—Address of the interface.

- In Junos OS Release 13.3 and later, when you configure an IPv6 host address and an IPv6 subnet address on an interface, the commit operation fails.
- In releases earlier than Junos OS Release 13.3, when you use the same configuration on an interface, the commit operation succeeds, but only one of the IPv6 addresses that was entered is assigned to the interface. The other address is not applied.

The remaining statements are explained separately.



**NOTE:** The `edit logical-systems` hierarchy is not available on QFabric systems.

---

**Required Privilege Level** interface—To view this statement in the configuration.  
interface-control—To add this statement to the configuration.

**Related Documentation**

- *Configuring the Protocol Family*
- *Junos OS Administration Library for Routing Devices*
- *family*
- *negotiate-address*
- *unnumbered-address (Ethernet)*

---

## aggregate (Gigabit Ethernet CoS Policer)

---

<b>Syntax</b>	<pre>aggregate {     bandwidth-limit <i>bps</i>;     burst-size-limit <i>bytes</i>; }</pre>
<b>Hierarchy Level</b>	[edit interfaces <i>interface-name</i> gigether-options <a href="#">ethernet-switch-profile</a> <a href="#">ethernet-policer-profile</a> <b>policer</b> <i>cos-policer-name</i> ]
<b>Release Information</b>	Statement introduced before Junos OS Release 7.4.
<b>Description</b>	Define a policer to apply to nonpremium traffic.  The statements are explained separately.
<b>Required Privilege Level</b>	interface—To view this statement in the configuration. interface-control—To add this statement to the configuration.
<b>Related Documentation</b>	<ul style="list-style-type: none"><li>• <i>Configuring Gigabit Ethernet Policers</i></li><li>• <i>premium (Hierarchical Policer)</i></li><li>• <a href="#">ieee802.1p on page 72</a></li></ul>

## aggregated-devices

---

<b>Syntax</b>	<pre>aggregated-devices {   ethernet {     device-count number;     lacp {       link-protection {         non-revertive;       }       system-priority;     }   }   sonet {     device-count number;   }   maximum-links maximum-links-limit; }</pre>
<b>Hierarchy Level</b>	[edit chassis]
<b>Release Information</b>	Statement introduced before Junos OS Release 7.4. Support for LACP link protection and system priority introduced in Junos OS Release 9.3.
<b>Description</b>	Configure properties for aggregated devices on the router.
<b>Options</b>	The remaining statements are explained separately.
<b>Required Privilege Level</b>	interface—To view this statement in the configuration. interface-control—To add this statement to the configuration.
<b>Related Documentation</b>	<ul style="list-style-type: none"><li>• <i>Configuring Junos OS for Supporting Aggregated Devices</i></li></ul>

## aggregated-ether-options

```
Syntax aggregated-ether-options {
    ethernet-switch-profile {
        ethernet-policer-profile {
            input-priority-map {
                ieee802.1p premium [ values ];
            }
            output-priority-map {
                classifier {
                    premium {
                        forwarding-class class-name {
                            loss-priority (high | low);
                        }
                    }
                }
            }
            policer cos-policer-name {
                aggregate {
                    bandwidth-limit bps;
                    burst-size-limit bytes;
                }
                premium {
                    bandwidth-limit bps;
                    burst-size-limit bytes;
                }
            }
        }
        (mac-learn-enable | no-mac-learn-enable);
    }
    (flow-control | no-flow-control);
    lacp {
        (active | passive);
        link-protection {
            disable;
            (revertive | non-revertive);
            periodic interval;
            system-priority priority;
            system-id system-id;
        }
        link-protection;
        load-balance;
        link-speed speed;
        logical-interface-chassis-redundancy;
        logical-interface-fpc-redundancy;
        (loopback | no-loopback);
        minimum-links number;
        rebalance-periodic time hour:minute <interval hours>;
        source-address-filter {
            mac-address;
            (source-filtering | no-source-filtering);
        }
    }
}
```

<b>Hierarchy Level</b>	[edit interfaces <i>aex</i> ]
<b>Release Information</b>	Statement introduced before Junos OS Release 7.4.
<b>Description</b>	Configure aggregated Ethernet-specific interface properties.  The statements are explained separately.
<b>Required Privilege Level</b>	interface—To view this statement in the configuration. interface-control—To add this statement to the configuration.
<b>Related Documentation</b>	<ul style="list-style-type: none"><li>• <i>Ethernet Interfaces Overview</i></li></ul>

---

## bandwidth-limit (Policer for Gigabit Ethernet Interfaces)

---

<b>Syntax</b>	bandwidth-limit <i>bps</i> ;
<b>Hierarchy Level</b>	[edit interfaces <i>interface-name</i> gigether-options <a href="#">ethernet-switch-profile ethernet-policer-profile</a> policer <i>cos-policer-name</i> <a href="#">aggregate</a> ], [edit interfaces <i>interface-name</i> gigether-options <a href="#">ethernet-switch-profile ethernet-policer-profile</a> policer <i>cos-policer-name</i> <a href="#">premium</a> ]
<b>Release Information</b>	Statement introduced before Junos OS Release 7.4.
<b>Description</b>	Define a policer to apply to nonpremium traffic.
<b>Options</b>	<b>bps</b> —Bandwidth limit, in bits per second. Specify either as a complete decimal number or as a decimal number followed by the abbreviation <b>k</b> (1000), <b>m</b> (1,000,000), or <b>g</b> (1,000,000,000).  <b>Range:</b> 32 Kbps through 32 gigabits per second (Gbps). For IQ2 and IQ2-E interfaces 65,536 bps through 1 Gbps. For 10-Gigabit IQ2 and IQ2-E interfaces 65,536 bps through 10 Gbps.
<b>Required Privilege Level</b>	interface—To view this statement in the configuration. interface-control—To add this statement to the configuration.
<b>Related Documentation</b>	<ul style="list-style-type: none"><li>• <i>Configuring Gigabit Ethernet Policers</i></li><li>• <a href="#">burst-size-limit (Policer for Gigabit Ethernet Interfaces) on page 47</a></li></ul>

## burst-size-limit (Policer for Gigabit Ethernet Interfaces)

<b>Syntax</b>	<code>burst-size-limit bytes;</code>
<b>Hierarchy Level</b>	[edit interfaces <i>interface-name</i> gigether-options <a href="#">ethernet-switch-profile ethernet-policer-profile</a> policer <i>cos-policer-name</i> <a href="#">aggregate</a> ], [edit interfaces <i>interface-name</i> gigether-options <a href="#">ethernet-switch-profile ethernet-policer-profile</a> policer <i>cos-policer-name</i> <a href="#">premium</a> ]
<b>Release Information</b>	Statement introduced before Junos OS Release 7.4.
<b>Description</b>	Define a policer to apply to nonpremium traffic.
<b>Options</b>	<i>bytes</i> —Burst length. <b>Range:</b> 1500 through 100,000,000 bytes
<b>Required Privilege Level</b>	interface—To view this statement in the configuration. interface-control—To add this statement to the configuration.
<b>Related Documentation</b>	<ul style="list-style-type: none"> <li>• <i>Configuring Gigabit Ethernet Policers</i></li> <li>• <a href="#">bandwidth-limit (Policer for Gigabit Ethernet Interfaces)</a> on page 46</li> </ul>

## device-count

<b>Syntax</b>	<code>device-count number;</code>
<b>Hierarchy Level</b>	[edit chassis <a href="#">aggregated-devices ethernet</a> ] [edit chassis <a href="#">aggregated-devices sonet</a> ]
<b>Release Information</b>	Statement introduced before Junos OS Release 7.4.
<b>Description</b>	Configure the number of aggregated logical devices available to the router.
<b>Options</b>	<i>number</i> —Number of aggregated logical devices available to the router.



**NOTE:** Starting with Junos OS Release 13.2, a maximum of 64 aggregated interfaces are supported for link aggregation of SONET/SDH interfaces. In releases before Junos OS Release 13.2, a maximum of 16 aggregated interfaces are supported for link aggregation of SONET/SDH interfaces.

<b>Required Privilege Level</b>	interface—To view this statement in the configuration. interface-control—To add this statement to the configuration.
<b>Related Documentation</b>	<ul style="list-style-type: none"> <li>• <i>Configuring Junos OS for Supporting Aggregated Devices</i></li> <li>• <i>Configuring Aggregated SONET/SDH Interfaces</i></li> </ul>

## disable (Link Protection)

---

<b>Syntax</b>	disable;
<b>Hierarchy Level</b>	[edit interfaces aeX aggregated-ether-options lacp link-protection]
<b>Release Information</b>	Statement introduced in Junos OS Release 9.3. Statement introduced in Junos OS Release 11.4 for EX Series switches.
<b>Description</b>	Disable LACP link protection on the interface.
<b>Required Privilege Level</b>	interface—To view this statement in the configuration. interface-control—To add this statement to the configuration.
<b>Related Documentation</b>	<ul style="list-style-type: none"><li>• <i>Configuring Aggregated Ethernet LACP</i></li><li>• <i>Configuring LACP Link Protection of Aggregated Ethernet Interfaces (CLI Procedure)</i></li></ul>

## chassis

---

<b>Syntax</b>	chassis { ... }
<b>Hierarchy Level</b>	[edit]
<b>Release Information</b>	Statement introduced before Junos OS Release 7.4.
<b>Description</b>	Configure router chassis properties.
<b>Required Privilege Level</b>	interface—To view this statement in the configuration. interface-control—To add this statement to the configuration.
<b>Related Documentation</b>	<ul style="list-style-type: none"><li>• <i>Router Chassis Configuration Statements</i></li></ul>

---

## classifier

---

<b>Syntax</b>	<pre>classifier {   per-unit-scheduler {     forwarding-class <i>class-name</i> {       loss-priority (high   low);     }   } }</pre>
<b>Hierarchy Level</b>	[edit interfaces <i>interface-name</i> gigether-options <a href="#">ethernet-switch-profile</a> <a href="#">ethernet-policer-profile</a> output-priority-map]
<b>Release Information</b>	Statement introduced before Junos OS Release 7.4.
<b>Description</b>	<p>For Gigabit Ethernet IQ and 10-Gigabit Ethernet interfaces only, define the classifier for the output priority map to be applied to outgoing frames on this interface.</p> <p>The statements are explained separately.</p>
<b>Required Privilege Level</b>	interface—To view this statement in the configuration. interface-control—To add this statement to the configuration.
<b>Related Documentation</b>	<ul style="list-style-type: none"><li>• <i>Specifying an Output Priority Map</i></li><li>• <a href="#">input-priority-map on page 75</a></li></ul>

## encapsulation (Logical Interface)

<b>Syntax</b>	encapsulation (atm-ccc-cell-relay   atm-ccc-vc-mux   atm-cisco-nlpid   atm-mlppp-llc   atm-nlpid   atm-ppp-llc   atm-ppp-vc-mux   atm-snap   atm-tcc-snap   atm-tcc-vc-mux   atm-vc-mux   ether-over-atm-llc   ether-vpls-over-atm-llc   ether-vpls-over-fr   ether-vpls-over-ppp   ethernet   ethernet-ccc   ethernet-vpls   ethernet-vpls-fr   frame-relay-ccc   frame-relay-ether-type   frame-relay-ether-type-tcc   frame-relay-ppp   frame-relay-tcc   gre-fragmentation   multilink-frame-relay-end-to-end   multilink-ppp   ppp-over-ether   ppp-over-ether-over-atm-llc   vlan-bridge   vlan-ccc   vlan-vci-ccc   vlan-tcc   vlan-vpls);
<b>Hierarchy Level</b>	[edit interfaces <i>interface-name</i> <b>unit</b> <i>logical-unit-number</i> ], [edit logical-systems <i>logical-system-name</i> interfaces <i>interface-name</i> <b>unit</b> <i>logical-unit-number</i> ], [edit interfaces rlsq <i>number</i> <b>unit</b> <i>logical-unit-number</i> ]
<b>Release Information</b>	Statement introduced before Junos OS Release 7.4. Statement introduced in Junos OS Release 12.1X48 for PTX Series Packet Transport Routers ( <b>ethernet</b> , <b>vlan-ccc</b> , and <b>vlan-tcc</b> options only). Statement introduced in Junos OS Release 12.2 for the ACX Series Universal Access Routers. Only the <b>atm-ccc-cell-relay</b> and <b>atm-ccc-vc-mux</b> options are supported on ACX Series routers.
<b>Description</b>	Configure a logical link-layer encapsulation type.
<b>Options</b>	<p><b>atm-ccc-cell-relay</b>—Use ATM cell-relay encapsulation.</p> <p><b>atm-ccc-vc-mux</b>—Use ATM virtual circuit (VC) multiplex encapsulation on CCC circuits. When you use this encapsulation type, you can configure the <b>ccc</b> family only.</p> <p><b>atm-cisco-nlpid</b>—Use Cisco ATM network layer protocol identifier (NLPID) encapsulation. When you use this encapsulation type, you can configure the <b>inet</b> family only.</p> <p><b>atm-mlppp-llc</b>—For ATM2 IQ interfaces only, use Multilink Point-to-Point (MLPPP) over AAL5 LLC. For this encapsulation type, your router must be equipped with a Link Services or Voice Services PIC. MLPPP over ATM encapsulation is not supported on ATM2 IQ OC48 interfaces.</p> <p><b>atm-nlpid</b>—Use ATM NLPID encapsulation. When you use this encapsulation type, you can configure the <b>inet</b> family only.</p> <p><b>atm-ppp-llc</b>—(ATM2 IQ interfaces and MX Series routers with MPC/MIC interfaces using the ATM MIC with SFP only) Use PPP over AAL5 LLC encapsulation.</p> <p><b>atm-ppp-vc-mux</b>—(ATM2 IQ interfaces and MX Series routers with MPC/MIC interfaces using the ATM MIC with SFP only) Use PPP over ATM AAL5 multiplex encapsulation.</p> <p><b>atm-snap</b>—(All interfaces including MX Series routers with MPC/MIC interfaces using the ATM MIC with SFP) Use ATM subnetwork attachment point (SNAP) encapsulation.</p> <p><b>atm-tcc-snap</b>—Use ATM SNAP encapsulation on translational cross-connect (TCC) circuits.</p>

**atm-tcc-vc-mux**—Use ATM VC multiplex encapsulation on TCC circuits. When you use this encapsulation type, you can configure the **tcc** family only.

**atm-vc-mux**—(All interfaces including MX Series routers with MPC/MIC interfaces using the ATM MIC with SFP) Use ATM VC multiplex encapsulation. When you use this encapsulation type, you can configure the **inet** family only.

**ether-over-atm-llc**—(All IP interfaces including MX Series routers with MPC/MIC interfaces using the ATM MIC with SFP) For interfaces that carry IP traffic, use Ethernet over ATM LLC encapsulation. When you use this encapsulation type, you cannot configure multipoint interfaces.

**ether-vpls-over-atm-llc**—For ATM2 IQ interfaces only, use the Ethernet virtual private LAN service (VPLS) over ATM LLC encapsulation to bridge Ethernet interfaces and ATM interfaces over a VPLS routing instance (as described in RFC 2684, *Multiprotocol Encapsulation over ATM Adaptation Layer 5*). Packets from the ATM interfaces are converted to standard ENET2/802.3 encapsulated Ethernet frames with the frame check sequence (FCS) field removed.

**ether-vpls-over-fr**—For E1, T1, E3, T3, and SONET interfaces only, use the Ethernet virtual private LAN service (VPLS) over Frame Relay encapsulation to support Bridged Ethernet over Frame Relay encapsulated TDM interfaces for VPLS applications, per RFC 2427, *Multiprotocol Interconnect over Frame Relay*.



**NOTE:** The SONET/SDH OC3/STM1 (Multi-Rate) MIC with SFP, the Channelized SONET/SDH OC3/STM1 (Multi-Rate) MIC with SFP, and the DS3/E3 MIC do not support Ethernet over Frame Relay encapsulation.

**ether-vpls-over-ppp**—For E1, T1, E3, T3, and SONET interfaces only, use the Ethernet virtual private LAN service (VPLS) over Point-to-Point Protocol (PPP) encapsulation to support Bridged Ethernet over PPP-encapsulated TDM interfaces for VPLS applications.

**ethernet**—Use Ethernet II encapsulation (as described in RFC 894, *A Standard for the Transmission of IP Datagrams over Ethernet Networks*).

**ethernet-ccc**—Use Ethernet CCC encapsulation on Ethernet interfaces.

**ethernet-vpls**—Use Ethernet VPLS encapsulation on Ethernet interfaces that have VPLS enabled and that must accept packets carrying standard Tag Protocol ID (TPID) values.



**NOTE:** The built-in Gigabit Ethernet PIC on an M7i router does not support extended VLAN VPLS encapsulation.

**ethernet-vpls-fr**—Use in a VPLS setup when a CE device is connected to a PE device over a time-division multiplexing (TDM) link. This encapsulation type enables the PE device to terminate the outer layer 2 Frame Relay connection, use the 802.1p bits inside the inner Ethernet header to classify the packets, look at the MAC address from the Ethernet header, and use the MAC address to forward the packet into a given VPLS instance.

**frame-relay-ccc**—Use Frame Relay encapsulation on CCC circuits. When you use this encapsulation type, you can configure the **ccc** family only.

**frame-relay-ether-type**—Use Frame Relay ether type encapsulation for compatibility with Cisco Frame Relay. The physical interface must be configured with flexible-frame-relay encapsulation.

**frame-relay-ether-type-tcc**—Use Frame Relay ether type TCC for Cisco-compatible Frame Relay on TCC circuits to connect different media. The physical interface must be configured with flexible-frame-relay encapsulation.

**frame-relay-ppp**—Use PPP over Frame Relay circuits. When you use this encapsulation type, you can configure the **ppp** family only. J Series routers do not support frame-relay-ppp encapsulation.

**frame-relay-tcc**—Use Frame Relay encapsulation on TCC circuits for connecting different media. When you use this encapsulation type, you can configure the **tcc** family only.

**gre-fragmentation**—For adaptive services interfaces only, use GRE fragmentation encapsulation to enable fragmentation of IPv4 packets in GRE tunnels. This encapsulation clears the do not fragment (DF) bit in the packet header. If the packet's size exceeds the tunnel's maximum transmission unit (MTU) value, the packet is fragmented before encapsulation.

**multilink-frame-relay-end-to-end**—Use MLFR FRF.15 encapsulation. This encapsulation is used only on multilink, link services, and voice services interfaces and their constituent T1 or E1 interfaces, and is supported on LSQ and redundant LSQ interfaces.

**multilink-ppp**—Use MLPPP encapsulation. This encapsulation is used only on multilink, link services, and voice services interfaces and their constituent T1 or E1 interfaces.

**ppp-over-ether**—For underlying Ethernet interfaces on J Series routers, use PPP over Ethernet encapsulation. When you use this encapsulation type, you cannot configure the interface address. Instead, configure the interface address on the PPP interface. You also use PPP over Ethernet encapsulation to configure an underlying Ethernet interface for a dynamic PPPoE logical interface on M120 and M320 routers with Intelligent Queuing 2 (IQ2) PICs, and on MX Series routers with MPCs.

**ppp-over-ether-over-atm-llc**—(J Series routers and MX Series routers with MPCs using the ATM MIC with SFP only) For underlying ATM interfaces, use PPP over Ethernet over ATM LLC encapsulation. When you use this encapsulation type, you cannot configure the interface address. Instead, configure the interface address on the PPP interface.

**vlan-bridge**—Use Ethernet VLAN bridge encapsulation on Ethernet interfaces that have IEEE 802.1Q tagging, flexible-ethernet-services, and bridging enabled and that must accept packets carrying TPID 0x8100 or a user-defined TPID.

**vlan-ccc**—Use Ethernet virtual LAN (VLAN) encapsulation on CCC circuits. When you use this encapsulation type, you can configure the **ccc** family only.

**vlan-vci-ccc**—Use ATM-to-Ethernet interworking encapsulation on CCC circuits. When you use this encapsulation type, you can configure the **ccc** family only.

**vlan-tcc**—Use Ethernet VLAN encapsulation on TCC circuits. When you use this encapsulation type, you can configure the **tcc** family only.

**vlan-vpls**—Use Ethernet VLAN encapsulation on VPLS circuits.

**Required Privilege Level** interface—To view this statement in the configuration.  
interface-control—To add this statement to the configuration.

**Related Documentation**

- *Configuring Layer 2 Switching Cross-Connects Using CCC*
- *Configuring the Encapsulation for Layer 2 Switching TCCs*
- *Configuring Interface Encapsulation on Logical Interfaces*
- *Configuring MPLS LSP Tunnel Cross-Connects Using CCC*
- *Circuit and Translational Cross-Connects Overview*
- *Identifying the Access Concentrator*
- *Configuring ATM Interface Encapsulation*
- *Configuring VLAN Encapsulation*
- *Configuring Extended VLAN Encapsulation*
- *Configuring ISDN Logical Interface Properties*
- *Configuring ATM-to-Ethernet Interworking*
- *Configuring Interface Encapsulation on PTX Series Packet Transport Routers*
- *Configuring CCC Encapsulation for Layer 2 VPNs*
- *Configuring TCC Encapsulation for Layer 2 VPNs and Layer 2 Circuits*
- *Configuring ATM for Subscriber Access*
- *CoS on ATM IMA Pseudowire Interfaces Overview*
- *Configuring Policing on an ATM IMA Pseudowire*

## encapsulation (Physical Interface)

---

<b>Syntax</b>	<code>encapsulation (atm-ccc-cell-relay   atm-pvc   cisco-hdlc   cisco-hdlc-ccc   cisco-hdlc-tcc   ethernet-bridge   ethernet-ccc   ethernet-over-atm   ethernet-tcc   ethernet-vpls   ethernet-vpls-fr   ether-vpls-over-atm-llc   ethernet-vpls-ppp   extended-frame-relay-ccc   extended-frame-relay-ether-type-tcc   extended-frame-relay-tcc   extended-vlan-bridge   extended-vlan-ccc   extended-vlan-tcc   extended-vlan-vpls   flexible-ethernet-services   flexible-frame-relay   frame-relay   frame-relay-ccc   frame-relay-ether-type   frame-relay-ether-type-tcc   frame-relay-port-ccc   frame-relay-tcc   generic-services   multilink-frame-relay-uni-nni   ppp   ppp-ccc   ppp-tcc   vlan-ccc   vlan-vci-ccc   vlan-vpls);</code>
<b>Hierarchy Level</b>	<code>[edit interfaces <i>interface-name</i>],</code> <code>[edit interfaces rlsq <i>number:number</i>]</code>
<b>Release Information</b>	Statement introduced before Junos OS Release 7.4. Statement introduced in Junos OS Release 11.1 for EX Series switches. Statement introduced in Junos OS Release 12.1X48 for PTX Series Packet Transport Routers ( <b>flexible-ethernet-services</b> , <b>ethernet-ccc</b> , and <b>ethernet-tcc</b> options only).
<b>Description</b>	Specify the physical link-layer encapsulation type. Not all encapsulation types are supported on the switches. See the switch CLI.
<b>Default</b>	<b>ppp</b> —Use serial PPP encapsulation.
<b>Options</b>	<b>atm-ccc-cell-relay</b> —Use ATM cell-relay encapsulation.  <b>atm-pvc</b> —Use ATM PVC encapsulation.  <b>cisco-hdlc</b> —Use Cisco-compatible High-Level Data Link Control (HDLC) framing.  <b>cisco-hdlc-ccc</b> —Use Cisco-compatible HDLC framing on CCC circuits.  <b>cisco-hdlc-tcc</b> —Use Cisco-compatible HDLC framing on TCC circuits for connecting different media.  <b>ethernet-bridge</b> —Use Ethernet bridge encapsulation on Ethernet interfaces that have bridging enabled and that must accept all packets.  <b>ethernet-ccc</b> —Use Ethernet CCC encapsulation on Ethernet interfaces that must accept packets carrying standard Tag Protocol ID (TPID) values. For 8-port, 12-port, and 48-port Fast Ethernet PICs, CCC is not supported.  <b>ethernet-over-atm</b> —For interfaces that carry IPv4 traffic, use Ethernet over ATM encapsulation. When you use this encapsulation type, you cannot configure multipoint interfaces. As defined in RFC 2684, <i>Multiprotocol Encapsulation over ATM Adaptation Layer 5</i> , this encapsulation type allows ATM interfaces to connect to devices that support only bridge protocol data units (BPDUs). Junos OS does not completely support bridging, but accepts BPDU packets as a default gateway. If you use the router as an edge device, then the router acts as a default gateway. It accepts Ethernet LLC/SNAP frames with IP or ARP in the payload, and drops the rest. For packets destined to the Ethernet LAN, a route lookup is done using the destination

IP address. If the route lookup yields a full address match, the packet is encapsulated with an LLC/SNAP and MAC header, and the packet is forwarded to the ATM interface.

**ethernet-tcc**—For interfaces that carry IPv4 traffic, use Ethernet TCC encapsulation on interfaces that must accept packets carrying standard TPID values. For 8-port, 12-port, and 48-port Fast Ethernet PICs, TCC is not supported.

**ethernet-vpls**—Use Ethernet VPLS encapsulation on Ethernet interfaces that have VPLS enabled and that must accept packets carrying standard TPID values. On M Series routers, except the M320 router, the 4-port Fast Ethernet TX PIC and the 1-port, 2-port, and 4-port, 4-slot Gigabit Ethernet PICs can use the Ethernet VPLS encapsulation type.

**ethernet-vpls-fr**—Use in a VPLS setup when a CE device is connected to a PE device over a time division multiplexing (TDM) link. This encapsulation type enables the PE device to terminate the outer Layer 2 Frame Relay connection, use the 802.1p bits inside the inner Ethernet header to classify the packets, look at the MAC address from the Ethernet header, and use the MAC address to forward the packet into a given VPLS instance.

**ethernet-vpls-ppp**—Use in a VPLS setup when a CE device is connected to a PE device over a time division multiplexing (TDM) link. This encapsulation type enables the PE device to terminate the outer Layer 2 PPP connection, use the 802.1p bits inside the inner Ethernet header to classify the packets, look at the MAC address from the Ethernet header, and use it to forward the packet into a given VPLS instance.

**ether-vpls-over-atm-llc**—For ATM intelligent queuing (IQ) interfaces only, use the Ethernet virtual private LAN service (VPLS) over ATM LLC encapsulation to bridge Ethernet interfaces and ATM interfaces over a VPLS routing instance (as described in RFC 2684, *Multiprotocol Encapsulation over ATM Adaptation Layer 5*). Packets from the ATM interfaces are converted to standard ENET2/802.3 encapsulated Ethernet frames with the frame check sequence (FCS) field removed.

**extended-frame-relay-ccc**—Use Frame Relay encapsulation on CCC circuits. This encapsulation type allows you to dedicate DLCIs 1 through 1022 to CCC.

**extended-frame-relay-ether-type-tcc**—Use extended Frame Relay ether type TCC for Cisco-compatible Frame Relay for DLCIs 1 through 1022. This encapsulation type is used for circuits with different media on either side of the connection.

**extended-frame-relay-tcc**—Use Frame Relay encapsulation on TCC circuits to connect different media. This encapsulation type allows you to dedicate DLCIs 1 through 1022 to TCC.

**extended-vlan-bridge**—Use extended VLAN bridge encapsulation on Ethernet interfaces that have IEEE 802.1Q VLAN tagging and bridging enabled and that must accept packets carrying TPID 0x8100 or a user-defined TPID.

**extended-vlan-ccc**—Use extended VLAN encapsulation on CCC circuits with Gigabit Ethernet and 4-port Fast Ethernet interfaces that must accept packets carrying 802.1Q values. For 8-port, 12-port, and 48-port Fast Ethernet PICs, extended VLAN CCC is not supported. For 4-port Gigabit Ethernet PICs, extended VLAN CCC is not supported.

**extended-vlan-tcc**—For interfaces that carry IPv4 traffic, use extended VLAN encapsulation on TCC circuits with Gigabit Ethernet interfaces on which you want to use 802.1Q tagging. For 4-port Gigabit Ethernet PICs, extended VLAN TCC is not supported.

**extended-vlan-vpls**—Use extended VLAN VPLS encapsulation on Ethernet interfaces that have VLAN 802.1Q tagging and VPLS enabled and that must accept packets carrying TPIDs 0x8100, 0x9100, and 0x9901. On M Series routers, except the M320 router, the 4-port Fast Ethernet TX PIC and the 1-port, 2-port, and 4-port, 4-slot Gigabit Ethernet PICs can use the Ethernet VPLS encapsulation type.



**NOTE:** The built-in Gigabit Ethernet PIC on an M7i router does not support extended VLAN VPLS encapsulation.

---

**flexible-ethernet-services**—For Gigabit Ethernet IQ interfaces and Gigabit Ethernet PICs with small form-factor pluggable transceivers (SFPs) (except the 10-port Gigabit Ethernet PIC and the built-in Gigabit Ethernet port on the M7i router), use flexible Ethernet services encapsulation when you want to configure multiple per-unit Ethernet encapsulations. Aggregated Ethernet bundles can use this encapsulation type. This encapsulation type allows you to configure any combination of route, TCC, CCC, Layer 2 virtual private networks (VPNs), and VPLS encapsulations on a single physical port. If you configure flexible Ethernet services encapsulation on the physical interface, VLAN IDs from 1 through 511 are no longer reserved for normal VLANs.

**flexible-frame-relay**—For IQ interfaces only, use flexible Frame Relay encapsulation when you want to configure multiple per-unit Frame Relay encapsulations. This encapsulation type allows you to configure any combination of TCC, CCC, and standard Frame Relay encapsulations on a single physical port. Also, each logical interface can have any DLCI value from 1 through 1022.

**frame-relay**—Use Frame Relay encapsulation.

**frame-relay-ccc**—Use Frame Relay encapsulation on CCC circuits.

**frame-relay-ether-type**—Use Frame Relay ether type encapsulation for compatibility with the Cisco Frame Relay.

**frame-relay-ether-type-tcc**—Use Frame Relay ether type TCC for Cisco-compatible Frame Relay on TCC circuits to connect different media.

**frame-relay-port-ccc**—Use Frame Relay port CCC encapsulation to transparently carry all the DLCIs between two customer edge (CE) routers without explicitly configuring each DLCI on the two provider edge (PE) routers with Frame Relay transport. When you use this encapsulation type, you can configure the **ccc** family only.

**frame-relay-tcc**—Use Frame Relay encapsulation on TCC circuits to connect different media.

**generic-services**—Use generic services encapsulation for services with a hierarchical scheduler.

**multilink-frame-relay-uni-nni**—Use MLFR UNI NNI encapsulation. This encapsulation is used on link services, voice services interfaces functioning as FRF.16 bundles, and their constituent T1 or E1 interfaces, and is supported on LSQ and redundant LSQ interfaces.

**ppp**—Use serial PPP encapsulation.

**ppp-ccc**—Use serial PPP encapsulation on CCC circuits. When you use this encapsulation type, you can configure the **ccc** family only.

**ppp-tcc**—Use serial PPP encapsulation on TCC circuits for connecting different media. When you use this encapsulation type, you can configure the **tcc** family only.

**vlan-ccc**—Use Ethernet VLAN encapsulation on CCC circuits.

**vlan-vci-ccc**—Use ATM-to-Ethernet interworking encapsulation on CCC circuits. When you use this encapsulation type, you can configure the **ccc** family only. All logical interfaces configured on the Ethernet interface must also have the encapsulation type set to **vlan-vci-ccc**.

**vlan-vpls**—Use VLAN VPLS encapsulation on Ethernet interfaces with VLAN tagging and VPLS enabled. Interfaces with VLAN VPLS encapsulation accept packets carrying standard TPID values only. On M Series routers, except the M320 router, the 4-port Fast Ethernet TX PIC and the 1-port, 2-port, and 4-port, 4-slot Gigabit Ethernet PICs can use the Ethernet VPLS encapsulation type.



#### NOTE:

- Label-switched interfaces (LSIs) do not support VLAN VPLS encapsulation. Therefore, you can only use VLAN VPLS encapsulation on a PE-router-to-CE-router interface and not a core-facing interface.
- Starting with Junos OS release 13.3, a commit error occurs when you configure **vlan-vpls** encapsulation on a physical interface and configure **family inet** on one of the logical units. Previously, it was possible to commit this invalid configuration.

<b>Required Privilege Level</b>	interface—To view this statement in the configuration.
	interface-control—To add this statement to the configuration.

**Related  
Documentation**

- *Configuring Interface Encapsulation on Physical Interfaces*
- *Configuring CCC Encapsulation for Layer 2 VPNs*
- *Configuring Layer 2 Switching Cross-Connects Using CCC*
- *Configuring TCC Encapsulation for Layer 2 VPNs and Layer 2 Circuits*
- *Configuring ATM Interface Encapsulation*
- *Configuring ATM-to-Ethernet Interworking*
- *Configuring VLAN Encapsulation*
- *Configuring Extended VLAN Encapsulation*
- *Configuring Encapsulation for Layer 2 Wholesale VLAN Interfaces*
- *Configuring Interfaces for Layer 2 Circuits*
- *Configuring Interface Encapsulation on PTX Series Packet Transport Routers*
- *Configuring an MPLS-Based Layer 2 VPN (CLI Procedure)*
- *Configuring MPLS LSP Tunnel Cross-Connects Using CCC*
- *Configuring TCC*
- *Configuring VPLS Interface Encapsulation*
- *Configuring Interfaces for VPLS Routing*
- *Defining the Encapsulation for Switching Cross-Connects*
- *Configuring Q-in-Q Tunneling (CLI Procedure)*

## family

```

Syntax  family family {
        accounting {
            destination-class-usage;
            source-class-usage {
                (input | output | input output);
            }
        }
        access-concentrator name;
        address address {
            ... the address subhierarchy appears after the main [edit interfaces interface-name unit
                logical-unit-number family family-name] hierarchy ...
        }
        bundle interface-name;
        core-facing;
        demux-destination {
            destination-prefix;
        }
        demux-source {
            source-prefix;
        }
        direct-connect;
        duplicate-protection;
        dynamic-profile profile-name;
        filter {
            group filter-group-number;
            input filter-name;
            input-list [ filter-names ];
            output filter-name;
            output-list [ filter-names ];
        }
        interface-mode (access | trunk);
        ipsec-sa sa-name;
        keep-address-and-control;
        mac-validate (loose | strict);
        max-sessions number;
        max-sessions-vsa-ignore;
        mtu bytes;
        multicast-only;
        negotiate-address;
        no-redirects;
        policer {
            arp policer-template-name;
            input policer-template-name;
            output policer-template-name;
        }
        primary;
        protocols [inet iso mpls];
        proxy inet-address address;
        receive-options-packets;
        receive-ttl-exceeded;
        remote (inet-address address | mac-address address);
        rpf-check {

```

```

    fail-filter filter-name
    mode loose;
}
sampling {
    input;
    output;
}
service {
    input {
        post-service-filter filter-name;
        service-set service-set-name <service-filter filter-name>;
    }
    output {
        service-set service-set-name <service-filter filter-name>;
    }
}
service-name-table table-name
short-cycle-protection <lockout-time-min minimum-seconds lockout-time-max
    maximum-seconds>;
(translate-discard-eligible | no-translate-discard-eligible);
(translate-fecn-and-becn | no-translate-fecn-and-becn);
translate-plp-control-word-de;
unnumbered-address interface-name destination address destination-profile profile-name;
vlan-id number;
vlan-id-list [number number-number];
address address {
    arp ip-address (mac | multicast-mac) mac-address <publish>;
    broadcast address;
    destination address;
    destination-profile name;
    eui-64;
    master-only;
    multipoint-destination address dlci dlci-identifier;
    multipoint-destination address {
        epd-threshold cells;
        inverse-arp;
        oam-liveness {
            up-count cells;
            down-count cells;
        }
        oam-period (disable | seconds);
        shaping {
            (cbr rate | rtvbr burst length peak rate sustained rate | vbr burst length peak rate
                sustained rate);
            queue-length number;
        }
        vci vpi-identifier.vci-identifier;
    }
    preferred;
    primary;
    vrrp-group group-id {
        (accept-data | no-accept-data);
        advertise-interval seconds;
        authentication-key key;
        authentication-type authentication;
        fast-interval milliseconds;
    }
}

```

```

    (preempt | no-preempt) {
        hold-time seconds;
    }
    priority number;
    track {
        interface interface-name {
            bandwidth-threshold bits-per-second priority-cost priority;
            priority-cost priority;
        }
        priority-hold-time seconds;
        route prefix routing-instance instance-name priority-cost priority;
    }
    }
    virtual-address [ addresses ];
    }
    virtual-link-local-address ipv6-address;
    }
}

```

Hierarchy Level	[edit interfaces <i>interface-name</i> <b>unit</b> <i>logical-unit-number</i> ], [edit logical-systems <i>logical-system-name</i> interfaces <i>interface-name</i> <b>unit</b> <i>logical-unit-number</i> ]
Release Information	Statement introduced before Junos OS Release 7.4. Option <b>max-sessions-vs-a-ignore</b> introduced in Junos OS Release 11.4.
Description	Configure protocol family information for the logical interface.



**NOTE:** Not all subordinate stanzas are available to every protocol family.

**Options**    *family*—Protocol family:

- **any**—Protocol-independent family used for Layer 2 packet filtering



**NOTE:** This option is not supported on T4000 Type 5 FPCs.


---

- **bridge**—(M Series and T Series routers only) Configure only when the physical interface is configured with **ethernet-bridge** type encapsulation or when the logical interface is configured with **vlan-bridge** type encapsulation
- **ethernet-switching**—(M Series and T Series routers only) Configure only when the physical interface is configured with **ethernet-bridge** type encapsulation or when the logical interface is configured with **vlan-bridge** type encapsulation
- **ccc**—Circuit cross-connect protocol suite
- **inet**—Internet Protocol version 4 suite
- **inet6**—Internet Protocol version 6 suite
- **iso**—International Organization for Standardization Open Systems Interconnection (ISO OSI) protocol suite
- **mlfr-end-to-end**—Multilink Frame Relay FRF.15
- **mlfr-uni-nni**—Multilink Frame Relay FRF.16
- **multilink-ppp**—Multilink Point-to-Point Protocol
- **mpls**—Multiprotocol Label Switching (MPLS)
- **pppoe**—Point-to-Point Protocol over Ethernet
- **tcc**—Translational cross-connect protocol suite
- **tnp**—Trivial Network Protocol
- **vpls**—(M Series and T Series routers only) Virtual private LAN service

The remaining statements are explained separately.

<b>Required Privilege Level</b>	<b>interface</b> —To view this statement in the configuration.
	<b>interface-control</b> —To add this statement to the configuration.
<b>Related Documentation</b>	• <i>Configuring the Protocol Family</i>
	• <i>Junos OS Services Interfaces Library for Routing Devices</i>

## egress-policer-overhead

<b>Syntax</b>	<code>egress-policer-overhead bytes;</code>
<b>Hierarchy Level</b>	<code>[edit chassis fpc slot-number pic pic-number]</code>
<b>Release Information</b>	Statement introduced before Junos OS Release 11.1.
<b>Description</b>	<p>Add the specified number of bytes to the actual length of an Ethernet frame when determining the actions of Layer 2 policers, MAC policers, or queue rate limits applied to output traffic on the line card. You can configure egress policer overhead to account for egress <i>shaping</i> overhead bytes added to output traffic on the line card.</p> <p>On M Series and T Series routers, this statement is supported on Gigabit Ethernet Intelligent Queuing 2 (IQ2) PICs and Enhanced IQ2 (IQ2E) PICs. On MX Series routers, this statement is supported for interfaces configured on Dense Port Concentrators (DPCs).</p>
	<div>  <p><b>NOTE:</b> This statement is not supported on Modular Interface Cards (MICs) or Modular Port Concentrators (MPCs) in MX Series routers.</p> </div>
<b>Options</b>	<p><b>bytes</b>—Number of bytes added to a packet exiting an interface.</p> <p><b>Range:</b> 0–255 bytes</p> <p><b>Default:</b> 0</p>
<b>Required Privilege Level</b>	<p>interface—To view this statement in the configuration.</p> <p>interface-control—To add this statement to the configuration.</p>
<b>Related Documentation</b>	<ul style="list-style-type: none"> <li>• <i>egress-shaping-overhead</i></li> <li>• <i>Policer Overhead to Account for Rate Shaping Overview</i></li> <li>• <i>Example: Configuring Policer Overhead to Account for Rate Shaping</i></li> <li>• <i>Configuring a Policer Overhead</i></li> <li>• <i>CoS on Enhanced IQ2 PICs Overview</i></li> </ul>

## ethernet (Chassis)

---

<b>Syntax</b>	<pre>ethernet {     device-count <i>number</i>;     lacp {         link-protection {             non-revertive;         }         system-priority;     } }</pre>
<b>Hierarchy Level</b>	[edit chassis <a href="#">aggregated-devices</a> ]
<b>Release Information</b>	Statement introduced before Junos OS Release 7.4. Statement introduced in Junos OS Release 11.4 for EX Series switches.
<b>Description</b>	Configure properties for Ethernet aggregated devices on the router.
<b>Required Privilege Level</b>	interface—To view this statement in the configuration. interface-control—To add this statement to the configuration.
<b>Related Documentation</b>	<ul style="list-style-type: none"><li>• <i>Configuring Junos OS for Supporting Aggregated Devices</i></li><li>• <i>Configuring LACP Link Protection of Aggregated Ethernet Interfaces (CLI Procedure)</i></li></ul>

## ethernet-policer-profile

```
Syntax ethernet-policer-profile {
    input-priority-map {
        ieee802.1p premium [ values ];
    }
    output-priority-map {
        classifier {
            premium {
                forwarding-class class-name {
                    loss-priority (high | low);
                }
            }
        }
    }
    policer cos-policer-name {
        aggregate {
            bandwidth-limit bps;
            burst-size-limit bytes;
        }
        premium {
            bandwidth-limit bps;
            burst-size-limit bytes;
        }
    }
}
```

**Hierarchy Level** [edit interfaces *interface-name* gigether-options [ethernet-switch-profile](#)],  
[edit interfaces *interface-name* aggregated-ether-options [ethernet-switch-profile](#)]

**Release Information** Statement introduced before Junos OS Release 7.4.

### Description



**NOTE:** On QFX Series standalone switches, this statement hierarchy is only supported on the Enhanced Layer 2 Switching CLI.

For Gigabit Ethernet IQ, 10-Gigabit Ethernet, Gigabit Ethernet PICs with SFPs (except the 10-port Gigabit Ethernet PIC and the built-in Gigabit Ethernet port on the M7i router), and 100-Gigabit Ethernet Type 5 PIC with CFP, configure a class of service (CoS)-based policer. Policing applies to the inner VLAN identifiers, not to the outer tag. For Gigabit Ethernet interfaces with SFPs (except the 10-port Gigabit Ethernet PIC and the built-in Gigabit Ethernet port on the M7i router), the **premium** policer is not supported.

The statements are explained separately.

**Required Privilege Level** interface—To view this statement in the configuration.  
interface-control—To add this statement to the configuration.

**Related Documentation**

- *Configuring Gigabit Ethernet Policers*

## ethernet-switch-profile

**Syntax**

```
ethernet-switch-profile {
  ethernet-policer-profile {
    input-priority-map {
      ieee802.1p premium [values];
    }
    output-priority-map {
      classifier {
        premium {
          forwarding-class class-name {
            loss-priority (high | low);
          }
        }
      }
    }
  }
  policer cos-policer-name {
    aggregate {
      bandwidth-limit bps;
      burst-size-limit bytes;
    }
    premium {
      bandwidth-limit bps;
      burst-size-limit bytes;
    }
  }
  tag-protocol-id tpid;
}
(mac-learn-enable | no-mac-learn-enable);
}
```

**Hierarchy Level** [edit interfaces *interface-name* *gigether-options*],  
[edit interfaces *interface-name* *aggregated-ether-options*],  
[edit interfaces *interface-name* *aggregated-ether-options*],  
[edit interfaces *interface-name* *ether-options*]

**Release Information** Statement introduced before Junos OS Release 7.4.  
Statement introduced in Junos OS Release 12.2 for ACX Series Universal Access Routers.  
Statement introduced in Junos OS Release 13.2 for the QFX Series.  
Statement introduced in Junos OS Release 13.2X50-D15 for the EX Series switches.

**Description**



**NOTE:** On QFX Series standalone switches, the `ethernet-policer-profile` CLI hierarchy and the `mac-learn-enable` statement are supported only on the Enhanced Layer 2 Switching CLI.

For Gigabit Ethernet IQ, 10-Gigabit Ethernet IQ2 and IQ2-E, and Gigabit Ethernet PICs with SFPs (except the 10-port Gigabit Ethernet PIC, aggregated Ethernet with Gigabit Ethernet IQ interfaces, the built-in Gigabit Ethernet port on the M7i router); 100-Gigabit Ethernet Type 5 PIC with CFP; and Gigabit Ethernet, 10-Gigabit Ethernet, 40-Gigabit

Ethernet, and aggregated Ethernet interfaces on EX Series switches, configure VLAN tag and MAC address accounting and filtering properties.

The remaining statements are explained separately.



**NOTE:** When you gather interfaces into a bridge domain, the `no-mac-learn-enable` statement at the `[edit interfaces interface-name together-options ethernet-switch-profile]` hierarchy level is not supported. You must use the `no-mac-learning` statement at the `[edit bridge-domains bridge-domain-name bridge-options interface interface-name]` hierarchy level to disable MAC learning on an interface in a bridge domain. For information on disabling MAC learning for a bridge domain, see the *MX Series Layer 2 Configuration Guide*.

<b>Default</b>	If the <b>ethernet-switch-profile</b> statement is not configured, Gigabit Ethernet IQ and Gigabit Ethernet PICs with SFPs (except the 10-port Gigabit Ethernet PIC and the built-in Gigabit Ethernet port on the M7i router) behave like Gigabit Ethernet interfaces.
<b>Required Privilege Level</b>	interface—To view this statement in the configuration. interface-control—To add this statement to the configuration.
<b>Related Documentation</b>	<ul style="list-style-type: none"> <li>• <i>Configuring Gigabit Ethernet Policers</i></li> <li>• <i>Configuring MAC Address Filtering</i></li> <li>• <i>Stacking and Rewriting Gigabit Ethernet VLAN Tags Overview</i></li> <li>• <i>Configuring Q-in-Q Tunneling (CLI Procedure)</i></li> </ul>

## fast-aps-switch

---

<b>Syntax</b>	<code>fast-aps-switch;</code>
<b>Hierarchy Level</b>	[edit interfaces <i>interface-name</i> sonet-options aps]
<b>Release Information</b>	Statement introduced in Junos OS Release 12.1.
<b>Description</b>	(M320 routers with Channelized OC3/STM1 Circuit Emulation PIC with SFP only and EX Series switches) Reduce the Automatic Protection Switching (APS) switchover time in Layer 2 circuits.

**NOTE:**

- Configuring this statement reduces the APS switchover time only when the Layer 2 circuit encapsulation type for the interface receiving traffic from a Layer 2 circuit neighbor is SAToP.
  - When the `fast-aps-switch` statement is configured in revertive APS mode, you must configure an appropriate value for revert time to achieve reduction in APS switchover time.
  - To prevent the logical interfaces in the data path from being shut down, configure appropriate hold-time values on all the interfaces in the data path that support TDM.
  - The `fast-aps-switch` statement cannot be configured when the APS annex-b option is configured.
  - The interfaces that have the `fast-aps-switch` statement configured cannot be used in virtual private LAN service (VPLS) environments.
- 

<b>Required Privilege Level</b>	interface—To view this statement in the configuration. interface-control—To add this statement to the configuration.
<b>Related Documentation</b>	<ul style="list-style-type: none"><li>• <i>Reducing APS Switchover Time in Layer 2 Circuits</i></li></ul>

## flexible-vlan-tagging

<b>Syntax</b>	flexible-vlan-tagging;
<b>Hierarchy Level</b>	[edit interfaces aex], [edit interfaces ge- <i>fpc/pic/port</i> ], [edit interfaces et- <i>fpc/pic/port</i> ], [edit interfaces ps0], [edit interfaces xe- <i>fpc/pic/port</i> ]
<b>Release Information</b>	Statement introduced in Junos OS Release 8.1. Support for aggregated Ethernet added in Junos OS Release 9.0. Statement introduced in Junos OS Release 12.1x48 for PTX Series Packet Transport Routers. Statement introduced in Junos OS Release 13.2X50-D15 for EX Series switches.
<b>Description</b>	<p>Support simultaneous transmission of 802.1Q VLAN single-tag and dual-tag frames on logical interfaces on the same Ethernet port, and on pseudowire logical interfaces.</p> <p>This statement is supported on M Series and T Series routers, for Fast Ethernet and Gigabit Ethernet interfaces only on Gigabit Ethernet IQ2 and IQ2-E, IQ, and IQE PICs, and for aggregated Ethernet interfaces with member links in IQ2, IQ2-E, and IQ PICs or in MX Series DPCs, or on Ethernet interfaces for PTX Series Packet Transport Routers or 100-Gigabit Ethernet Type 5 PIC with CFP. This statement is supported on Gigabit Ethernet, 10-Gigabit Ethernet, 40-Gigabit Ethernet, and aggregated Ethernet interfaces on EX Series switches.</p>
<b>Required Privilege Level</b>	interface—To view this statement in the configuration. interface-control—To add this statement to the configuration.
<b>Related Documentation</b>	<ul style="list-style-type: none"> <li>• <i>Configuring Mixed Tagging</i></li> <li>• <i>Configuring Flexible VLAN Tagging on PTX Series Packet Transport Routers</i></li> <li>• <i>Configuring Q-in-Q Tunneling (CLI Procedure)</i></li> </ul>

## forwarding-class (Gigabit Ethernet IQ Classifier)

---

<b>Syntax</b>	<code>forwarding-class <i>class-name</i> {     <code>loss-priority</code> (high   low); }</code>
<b>Hierarchy Level</b>	[edit interfaces <i>interface-name</i> gigether-options <code>ethernet-switch-profile</code> <code>ethernet-policer-profile output-priority-map classifier premium</code> ]
<b>Release Information</b>	Statement introduced before Junos OS Release 7.4.
<b>Description</b>	For Gigabit Ethernet IQ interfaces only, define forwarding class name and option values.
<b>Options</b>	<p><code>class-name</code>—Name of forwarding class.</p> <p>The statements are explained separately.</p>
<b>Required Privilege Level</b>	<p>interface—To view this statement in the configuration.</p> <p>interface-control—To add this statement to the configuration.</p>
<b>Related Documentation</b>	<ul style="list-style-type: none"><li>• <i>Specifying an Output Priority Map</i></li><li>• <a href="#">input-priority-map on page 75</a></li><li>• <code>forwarding-class</code> statement in the <i>Junos OS Class of Service Library for Routing Devices</i></li></ul>

## gigether-options

```

Syntax  gigether-options {
        802.3ad {
            aex (primary | backup);
            lacp {
                port-priority;
            }
        }
        (asynchronous-notification | no-asynchronous-notification);
        (auto-negotiation | no-auto-negotiation) remote-fault <local-interface-online |
        local-interface-offline>;
        (flow-control | no-flow-control);
        ignore-l3-incompletes;
        (loopback | no-loopback);
        mpls {
            pop-all-labels {
                required-depth number;
            }
        }
        no-auto-mdix
        source-address-filter {
            mac-address;
        }
        (source-filtering | no-source-filtering);
        speed
        ethernet-switch-profile {
            (mac-learn-enable | no-mac-learn-enable);
            tag-protocol-id [ tpids ];
            ethernet-policer-profile {
                input-priority-map {
                    ieee802.1p premium [ values ];
                }
                output-priority-map {
                    classifier {
                        premium {
                            forwarding-class class-name {
                                loss-priority (high | low);
                            }
                        }
                    }
                }
            }
            policer cos-policer-name {
                aggregate {
                    bandwidth-limit bps;
                    burst-size-limit bytes;
                }
                premium {
                    bandwidth-limit bps;
                    burst-size-limit bytes;
                }
            }
        }
    }

```

```
}
```

<b>Hierarchy Level</b>	[edit interfaces <i>interface-name</i> ]
<b>Release Information</b>	Statement introduced before Junos OS Release 7.4.
<b>Description</b>	Configure Gigabit Ethernet specific interface properties.  The statements are explained separately.
<b>Required Privilege Level</b>	interface—To view this statement in the configuration. interface-control—To add this statement to the configuration.
<b>Related Documentation</b>	<ul style="list-style-type: none"><li>• <i>Ethernet Interfaces Overview</i></li><li>• <i>gether-options (ACX Series)</i></li></ul>

---

## ieee802.1p

<b>Syntax</b>	ieee802.1p premium [ <i>values</i> ];
<b>Hierarchy Level</b>	[edit interfaces <i>interface-name</i> ggether-options ethernet-switch-profile ethernet-policer-profile input-priority-map] [edit interfaces <i>interface-name</i> ether-options ethernet-switch-profile ethernet-policer-profile input-priority-map]
<b>Release Information</b>	Statement introduced before Junos Release 7.4. Statement introduced in Junos OS Release 13.2 for the QFX Series.
<b>Description</b>	For Gigabit Ethernet IQ and 10-Gigabit Ethernet interfaces only, configure premium priority values for IEEE 802.1p input traffic.
<b>Options</b>	<b>values</b> —Define IEEE 802.1p priority values to be treated as premium. <b>Range:</b> 0 through 7
<b>Required Privilege Level</b>	interface—To view this statement in the configuration. interface-control—To add this statement to the configuration.
<b>Related Documentation</b>	<ul style="list-style-type: none"><li>• <i>Specifying an Input Priority Map</i></li></ul>

## igmp-snooping

```

Syntax  igmp-snooping {
        immediate-leave;
        interface interface-name {
            group-limit limit;
            host-only-interface;
            immediate-leave;
            multicast-router-interface;
            static {
                group ip-address {
                    source ip-address;
                }
            }
        }
        proxy {
            source-address ip-address;
        }
        query-interval seconds;
        query-last-member-interval seconds;
        query-response-interval seconds;
        robust-count number;
        vlan vlan-id {
            immediate-leave;
            interface interface-name {
                group-limit limit;
                host-only-interface;
                immediate-leave;
                multicast-router-interface;
                static {
                    group ip-address {
                        source ip-address;
                    }
                }
            }
            proxy {
                source-address ip-address;
            }
            query-interval seconds;
            query-last-member-interval seconds;
            query-response-interval seconds;
            robust-count number;
        }
    }

```

**Hierarchy Level** [edit bridge-domains *bridge-domain-name* protocols],  
 [edit routing-instances *routing-instance-name* bridge-domains *bridge-domain-name* protocols]  
 [edit routing-instances *routing-instance-name* protocols]  
 [edit protocols]

**Release Information** Statement introduced in Junos OS Release 8.5.

**Description** Enable IGMP snooping on the router.

<b>Default</b>	IGMP snooping is disabled on the router.
<b>Options</b>	The statements are explained separately.
<b>Required Privilege Level</b>	routing—To view this statement in the configuration. routing-control—To add this statement to the configuration.
<b>Related Documentation</b>	<ul style="list-style-type: none"><li>• <i>Understanding IGMP Snooping</i></li><li>• <i>IGMP Snooping in MC-LAG Active-Active on MX Series Routers Overview</i></li></ul>

---

## input-policer

---

<b>Syntax</b>	input-policer <i>policer-name</i> ;
<b>Hierarchy Level</b>	[edit interfaces <i>interface-name</i> unit <i>logical-unit-number</i> <a href="#">layer2-policer</a> ] [edit logical-systems <i>logical-system-name</i> interfaces <i>interface-name</i> unit <i>logical-unit-number</i> <a href="#">layer2-policer</a> ]
<b>Release Information</b>	Statement introduced in Junos OS Release 8.2. Statement introduced in Junos OS Release 12.3R2 for EX Series switches.
<b>Description</b>	Apply a single-rate two-color policer to the Layer 2 input traffic at the logical interface. The <b>input-policer</b> and <b>input-three-color</b> statements are mutually exclusive.
<b>Options</b>	<b><i>policer-name</i></b> —Name of the single-rate two-color policer that you define at the <b>[edit firewall]</b> hierarchy level.
<b>Required Privilege Level</b>	interface—To view this statement in the configuration. interface-control—To add this statement to the configuration.
<b>Related Documentation</b>	<ul style="list-style-type: none"><li>• <i>Two-Color and Three-Color Policers at Layer 2</i></li><li>• <i>Applying Layer 2 Policers to Gigabit Ethernet Interfaces</i></li><li>• <i>Configuring a Gigabit Ethernet Policer</i></li><li>• <a href="#">input-three-color on page 76</a></li><li>• <a href="#">layer2-policer on page 87</a></li><li>• <a href="#">logical-interface-policer on page 91</a></li><li>• <a href="#">output-policer on page 104</a></li><li>• <a href="#">output-three-color on page 103</a></li></ul>

## input-priority-map

---

<b>Syntax</b>	input-priority-map { <a href="#">ieee802.1p</a> premium [ <i>values</i> ]; }
<b>Hierarchy Level</b>	[edit interfaces <i>interface-name</i> gigether-options <a href="#">ethernet-switch-profile</a> <a href="#">ethernet-policer-profile</a> ] [edit interfaces <i>interface-name</i> ether-options <a href="#">ethernet-switch-profile</a> <a href="#">ethernet-policer-profile</a> ]
<b>Release Information</b>	Statement introduced before Junos OS Release 7.4. Statement introduced in Junos OS Release 13.2 for the QFX Series.
<b>Description</b>	For Gigabit Ethernet IQ and 10-Gigabit Ethernet interfaces only, define the input policer priority map to be applied to incoming frames on this interface.  The statements are explained separately.
<b>Required Privilege Level</b>	interface—To view this statement in the configuration. interface-control—To add this statement to the configuration.
<b>Related Documentation</b>	<ul style="list-style-type: none"> <li>• <i>Specifying an Input Priority Map</i></li> <li>• <a href="#">output-priority-map on page 105</a></li> </ul>

## input-three-color

---

<b>Syntax</b>	<code>input-three-color <i>policer-name</i>;</code>
<b>Hierarchy Level</b>	[edit interfaces <i>interface-name</i> unit <i>logical-unit-number</i> <a href="#">layer2-policer</a> ] [edit logical-systems <i>logical-system-name</i> interfaces <i>interface-name</i> unit <i>logical-unit-number</i> <a href="#">layer2-policer</a> ]
<b>Release Information</b>	Statement introduced in Junos OS Release 8.2. Statement introduced in Junos OS Release 12.3R2 for EX Series switches.
<b>Description</b>	Apply a single-rate or two-rate three-color policer to the Layer 2 input traffic at the logical interface. The <b>input-three-color</b> and <b>input-policer</b> statements are mutually exclusive.
<b>Options</b>	<b><i>policer-name</i></b> —Name of the single-rate or two-rate three-color policer.
<b>Required Privilege Level</b>	interface—To view this statement in the configuration. interface-control—To add this statement to the configuration.
<b>Related Documentation</b>	<ul style="list-style-type: none"><li>• <i>Two-Color and Three-Color Policers at Layer 2</i></li><li>• <i>Applying Layer 2 Policers to Gigabit Ethernet Interfaces</i></li><li>• <i>Configuring a Gigabit Ethernet Policer</i></li><li>• <a href="#">input-policer on page 74</a></li><li>• <a href="#">layer2-policer on page 87</a></li><li>• <a href="#">logical-interface-policer on page 91</a></li><li>• <a href="#">output-policer on page 104</a></li><li>• <a href="#">output-three-color on page 103</a></li></ul>

## inner-tag-protocol-id

<b>Syntax</b>	<code>inner-tag-protocol-id <i>tpid</i>;</code>
<b>Hierarchy Level</b>	<p>[edit interfaces <i>interface-name</i> unit <i>logical-unit-number</i> <a href="#">input-vlan-map</a>],</p> <p>[edit interfaces <i>interface-name</i> unit <i>logical-unit-number</i> <a href="#">output-vlan-map</a>],</p> <p>[edit logical-systems <i>logical-system-name</i> interfaces <i>interface-name</i> unit <i>logical-unit-number</i> <a href="#">input-vlan-map</a>],</p> <p>[edit logical-systems <i>logical-system-name</i> interfaces <i>interface-name</i> unit <i>logical-unit-number</i> <a href="#">output-vlan-map</a>]</p>
<b>Release Information</b>	<p>Statement introduced in Junos OS Release 8.1.</p> <p>Statement introduced in Junos OS Release 12.3R2 for EX Series switches.</p>
<b>Description</b>	<p>Configure the IEEE 802.1Q TPID value to rewrite for the inner tag.</p> <p>All TPIDs you include in input and output VLAN maps must be among those you specify at the [edit interfaces <i>interface-name</i> <i>gether-options</i> <a href="#">ethernet-switch-profile</a> <a href="#">tag-protocol-id</a> [ <i>tpids</i> ]] hierarchy level.</p> <p>On MX Series routers, you can use this statement for Gigabit Ethernet IQ, IQ2 and IQ2-E interfaces, and for aggregated Ethernet interfaces using Gigabit Ethernet IQ2 and IQ2-E or 10-Gigabit Ethernet PICs.</p>
<b>Default</b>	If the <code>inner-tag-protocol-id</code> statement is not configured, the TPID value is 0x8100.
<b>Required Privilege Level</b>	<p>interface—To view this statement in the configuration.</p> <p>interface-control—To add this statement to the configuration.</p>
<b>Related Documentation</b>	<ul style="list-style-type: none"> <li><i>Configuring Inner and Outer TPIDs and VLAN IDs</i></li> </ul>

## inner-vlan-id

---

<b>Syntax</b>	<code>inner-vlan-id number;</code>
<b>Hierarchy Level</b>	<code>[edit interfaces interface-name unit logical-unit-number input-vlan-map],</code> <code>[edit interfaces interface-name unit logical-unit-number output-vlan-map],</code> <code>[edit logical-systems logical-system-name interfaces interface-name unit logical-unit-number input-vlan-map],</code> <code>[edit logical-systems logical-system-name interfaces interface-name unit logical-unit-number output-vlan-map]</code>
<b>Release Information</b>	Statement introduced in Junos OS Release 8.1. Statement introduced in Junos OS Release 12.3R2 for EX Series switches.
<b>Description</b>	<p>For Gigabit Ethernet IQ, IQ2 and IQ2-E interfaces, and for aggregated Ethernet interfaces using Gigabit Ethernet IQ2 and IQ2-E or 10-Gigabit Ethernet PICs on MX Series routers or 100-Gigabit Ethernet Type 5 PIC with CFP, or on Ethernet interfaces on EX Series switches, specify the VLAN ID to rewrite for the inner tag of the final packet.</p> <p>You cannot include the <b>inner-vlan-id</b> statement with the <b>swap</b> statement, <b>swap-push</b> statement, <b>push-push</b> statement, or <b>push-swap</b> statement and the <b>inner-vlan-id</b> statement at the <code>[edit interfaces interface-name unit logical-unit-number output-vlan-map]</code> hierarchy level. If you include any of those statements in the output VLAN map, the VLAN ID in the outgoing frame is rewritten to the <b>inner-vlan-id</b> statement you include at the <code>[edit interfaces interface-name unit logical-unit-number]</code> hierarchy level.</p>
<b>Options</b>	<b>number</b> —VLAN ID number. <b>Range:</b> 0 through 4094
<b>Required Privilege Level</b>	interface—To view this statement in the configuration. interface-control—To add this statement to the configuration.
<b>Related Documentation</b>	<ul style="list-style-type: none"><li>• <i>Configuring Inner and Outer TPIDs and VLAN IDs</i></li></ul>

## inner-tag-protocol-id

<b>Syntax</b>	<code>inner-tag-protocol-id <i>tpid</i>;</code>
<b>Hierarchy Level</b>	<p>[edit interfaces <i>interface-name</i> unit <i>logical-unit-number</i> <a href="#">input-vlan-map</a>],</p> <p>[edit interfaces <i>interface-name</i> unit <i>logical-unit-number</i> <a href="#">output-vlan-map</a>],</p> <p>[edit logical-systems <i>logical-system-name</i> interfaces <i>interface-name</i> unit <i>logical-unit-number</i> <a href="#">input-vlan-map</a>],</p> <p>[edit logical-systems <i>logical-system-name</i> interfaces <i>interface-name</i> unit <i>logical-unit-number</i> <a href="#">output-vlan-map</a>]</p>
<b>Release Information</b>	<p>Statement introduced in Junos OS Release 8.1.</p> <p>Statement introduced in Junos OS Release 12.3R2 for EX Series switches.</p>
<b>Description</b>	<p>Configure the IEEE 802.1Q TPID value to rewrite for the inner tag.</p> <p>All TPIDs you include in input and output VLAN maps must be among those you specify at the [edit interfaces <i>interface-name</i> <i>gether-options</i> <a href="#">ethernet-switch-profile</a> <a href="#">tag-protocol-id</a> [ <i>tpids</i> ]] hierarchy level.</p> <p>On MX Series routers, you can use this statement for Gigabit Ethernet IQ, IQ2 and IQ2-E interfaces, and for aggregated Ethernet interfaces using Gigabit Ethernet IQ2 and IQ2-E or 10-Gigabit Ethernet PICs.</p>
<b>Default</b>	If the <code>inner-tag-protocol-id</code> statement is not configured, the TPID value is 0x8100.
<b>Required Privilege Level</b>	<p>interface—To view this statement in the configuration.</p> <p>interface-control—To add this statement to the configuration.</p>
<b>Related Documentation</b>	<ul style="list-style-type: none"> <li><i>Configuring Inner and Outer TPIDs and VLAN IDs</i></li> </ul>

## inner-vlan-id

---

<b>Syntax</b>	<code>inner-vlan-id number;</code>
<b>Hierarchy Level</b>	<code>[edit interfaces interface-name unit logical-unit-number input-vlan-map]</code> , <code>[edit interfaces interface-name unit logical-unit-number output-vlan-map]</code> , <code>[edit logical-systems logical-system-name interfaces interface-name unit logical-unit-number input-vlan-map]</code> , <code>[edit logical-systems logical-system-name interfaces interface-name unit logical-unit-number output-vlan-map]</code>
<b>Release Information</b>	Statement introduced in Junos OS Release 8.1. Statement introduced in Junos OS Release 12.3R2 for EX Series switches.
<b>Description</b>	<p>For Gigabit Ethernet IQ, IQ2 and IQ2-E interfaces, and for aggregated Ethernet interfaces using Gigabit Ethernet IQ2 and IQ2-E or 10-Gigabit Ethernet PICs on MX Series routers or 100-Gigabit Ethernet Type 5 PIC with CFP, or on Ethernet interfaces on EX Series switches, specify the VLAN ID to rewrite for the inner tag of the final packet.</p> <p>You cannot include the <b>inner-vlan-id</b> statement with the <b>swap</b> statement, <b>swap-push</b> statement, <b>push-push</b> statement, or <b>push-swap</b> statement and the <b>inner-vlan-id</b> statement at the <code>[edit interfaces interface-name unit logical-unit-number output-vlan-map]</code> hierarchy level. If you include any of those statements in the output VLAN map, the VLAN ID in the outgoing frame is rewritten to the <b>inner-vlan-id</b> statement you include at the <code>[edit interfaces interface-name unit logical-unit-number]</code> hierarchy level.</p>
<b>Options</b>	<b>number</b> —VLAN ID number. <b>Range:</b> 0 through 4094
<b>Required Privilege Level</b>	<b>interface</b> —To view this statement in the configuration. <b>interface-control</b> —To add this statement to the configuration.
<b>Related Documentation</b>	<ul style="list-style-type: none"><li>• <i>Configuring Inner and Outer TPIDs and VLAN IDs</i></li></ul>

## input-vlan-map (Gigabit Ethernet IQ; 10-Gigabit Ethernet SFPP; 100-Gigabit Ethernet Type 5 PIC with CFP; and Gigabit Ethernet, 10-Gigabit Ethernet, 40-Gigabit Ethernet, and Aggregated Ethernet)

<b>Syntax</b>	<pre>input-vlan-map {   (pop   pop-pop   pop-swap   push   push-push   swap   swap-push   swap-swap);   inner-tag-protocol-id <i>tpid</i>;   inner-vlan-id <i>number</i>;   tag-protocol-id <i>tpid</i>;   vlan-id <i>number</i>; }</pre>
<b>Hierarchy Level</b>	<pre>[edit interfaces <i>interface-name</i> <b>unit</b> <i>logical-unit-number</i>], [edit logical-systems <i>logical-system-name</i> interfaces <i>interface-name</i> <b>unit</b> <i>logical-unit-number</i>]</pre>
<b>Release Information</b>	<p>Statement introduced before Junos OS Release 7.4.</p> <p><b>pop-pop</b>, <b>pop-swap</b>, <b>push-push</b>, <b>swap-push</b>, and <b>swap-swap</b> statements introduced in Junos OS Release 8.1.</p> <p>Statement introduced in Junos OS Release 13.2X50-D15 for EX Series switches.</p>
<b>Description</b>	<p>For Gigabit Ethernet IQ, 10-Gigabit Ethernet SFPP interfaces, 100-Gigabit Ethernet Type 5 PIC with CFP only as well as Gigabit Ethernet, 10-Gigabit Ethernet, 40-Gigabit Ethernet, and aggregated Ethernet interfaces, define the rewrite profile to be applied to incoming frames on this logical interface.</p> <p>The statements are explained separately.</p>
<b>Required Privilege Level</b>	<p>interface—To view this statement in the configuration.</p> <p>interface-control—To add this statement to the configuration.</p>
<b>Related Documentation</b>	<ul style="list-style-type: none"> <li>• <i>Stacking a VLAN Tag</i></li> <li>• <a href="#">output-vlan-map (Gigabit Ethernet IQ; 10-Gigabit Ethernet with SFPP; 100-Gigabit Ethernet Type 5 PIC with CFP; and Gigabit Ethernet, 10-Gigabit Ethernet, 40-Gigabit Ethernet, and Aggregated Ethernet) on page 107</a></li> <li>• <i>Configuring Q-in-Q Tunneling (CLI Procedure)</i></li> </ul>

## input-vlan-map (Aggregated Ethernet)

---



<b>Syntax</b>	<pre>input-vlan-map {     (pop   push   swap);     tag-protocol-id <i>tpid</i>;     vlan-id <i>number</i>; }</pre>
<b>Hierarchy Level</b>	[edit interfaces <i>interface-name</i> <b>unit</b> <i>logical-unit-number</i> ], [edit logical-systems <i>logical-system-name</i> interfaces <i>interface-name</i> <b>unit</b> <i>logical-unit-number</i> ]
<b>Release Information</b>	Statement introduced in Junos OS Release 8.2.
<b>Description</b>	<p>For aggregated Ethernet interfaces using Gigabit Ethernet IQ, 10-Gigabit Ethernet IQ2 and IQ2-E interfaces and 100-Gigabit Ethernet Type 5 PIC with CFP only, define the rewrite profile to be applied to incoming frames on this logical interface.</p> <p>The statements are explained separately.</p>
<b>Required Privilege Level</b>	interface—To view this statement in the configuration. interface-control—To add this statement to the configuration.
<b>Related Documentation</b>	<ul style="list-style-type: none"><li>• <i>Stacking a VLAN Tag</i></li><li>• <a href="#">output-vlan-map (Aggregated Ethernet) on page 106</a></li></ul>

## interfaces

---

<b>Syntax</b>	<pre>interfaces { ... }</pre>
<b>Hierarchy Level</b>	[edit]
<b>Release Information</b>	Statement introduced before Junos OS Release 7.4.
<b>Description</b>	Configure interfaces on the router or switch.
<b>Default</b>	The management and internal Ethernet interfaces are automatically configured. You must configure all other interfaces.
<b>Required Privilege Level</b>	interface—To view this statement in the configuration. interface-control—To add this statement to the configuration.
<b>Related Documentation</b>	<ul style="list-style-type: none"><li>• <i>Physical Interface Configuration Statements Overview</i></li><li>• <i>Configuring Aggregated Ethernet Link Protection</i></li></ul>

## interface-mode

<b>Syntax</b>	interface-mode (access   trunk);
<b>Hierarchy Level</b>	[edit interfaces <i>interface-name</i> <b>unit</b> <i>logical-unit-number</i> family bridge], [edit interfaces <i>interface-name</i> <b>unit</b> <i>logical-unit-number</i> family ethernet-switching], [edit logical-systems <i>logical-system-name</i> interfaces <i>interface-name</i> <b>unit</b> <i>logical-unit-number</i> family bridge]
<b>Release Information</b>	Statement introduced in Junos OS Release 9.2. Statement introduced in Junos OS Release 13.2X50-D10 for EX Series switches. Statement introduced in Junos OS Release 13.2 for the QFX Series.
<b>Description</b>	<p> <b>NOTE:</b> This statement supports the Enhanced Layer 2 Software (ELS) configuration style. If your switch runs software that does not support ELS, see <i>port-mode</i>. For ELS details, see <i>Getting Started with Enhanced Layer 2 Software</i>.</p> <p>(QFX Series 3500 and 3600 standalone switches)—Determine whether the logical interface accepts or discards packets based on VLAN tags. Specify the <b>trunk</b> option to accept packets with a VLAN ID that matches the list of VLAN IDs specified in the <b>vlan-id</b> or <b>vlan-id-list</b> statement, then forward the packet within the bridge domain or VLAN configured with the matching VLAN ID. Specify the <b>access</b> option to accept packets with no VLAN ID, then forward the packet within the bridge domain or VLAN configured with the VLAN ID that matches the VLAN ID specified in the <b>vlan-id</b> statement.</p> <p> <b>NOTE:</b> On MX Series routers, if you want IGMP snooping to be functional for a bridge domain, then you should not configure <b>interface-mode</b> and <b>irb</b> for that bridge. Such a configuration commit succeeds, but IGMP snooping is not functional, and a message informing the same is displayed. For more information, see <i>Configuring a Trunk Interface on a Bridge Network</i>.</p>
<b>Options</b>	<p><b>access</b>—Configure a logical interface to accept untagged packets. Specify the VLAN to which this interface belongs using the <b>vlan-id</b> statement.</p> <p><b>trunk</b>—Configure a single logical interface to accept packets tagged with any VLAN ID specified with the <b>vlan-id</b> or <b>vlan-id-list</b> statement.</p>
<b>Required Privilege Level</b>	<p>interface—To view this statement in the configuration.</p> <p>interface-control—To add this statement to the configuration.</p>
<b>Related Documentation</b>	<ul style="list-style-type: none"> <li>• <i>Configuring a Logical Interface for Access Mode</i></li> <li>• <i>Configuring a Logical Interface for Trunk Mode</i></li> </ul>


- *Example: Connecting Access Switches to a Distribution Switch*

## lcp (802.3ad)

---

Syntax	<pre>lcp {   traceoptions {     file <i>lcpd</i>;     flag <i>all</i>;   }   ppm (centralized   distributed); }</pre>
Hierarchy Level	[edit interfaces <i>interface-name</i> fastether-options <a href="#">802.3ad</a> ], [edit interfaces <i>interface-name</i> gigether-options <a href="#">802.3ad</a> ]
Release Information	Statement introduced in Junos OS Release 9.3. The <b>ppm (centralized   distributed)</b> option introduced in Junos OS Release 9.4.
Description	<p>For aggregated Ethernet interfaces only, configure the Link Aggregation Control Protocol (LACP).</p> <p>On MX and T Series routers you can specify distributed or centralized periodic packet management (PPM).</p>
Default	<p>If you do not specify <b>lcp</b> as either <b>active</b> or <b>passive</b>, LACP remains passive.</p> <p>If you do not specify <b>ppm</b> as either <b>centralized</b> or <b>distributed</b>, PPM is distributed.</p>
Options	<ul style="list-style-type: none"><li>• <b>active</b>—Initiate transmission of LACP packets.</li><li>• <b>passive</b>—Respond to LACP packets.</li><li>• <b>ppm</b>—Set PPM to centralized or distributed.</li></ul> <p>The remaining statements are explained separately.</p>
Required Privilege Level	interface—To view this statement in the configuration. interface-control—To add this statement to the configuration.
Related Documentation	<ul style="list-style-type: none"><li>• <i>Configuring Aggregated Ethernet LACP</i></li></ul>

## lACP (Aggregated Ethernet)

<b>Syntax</b>	<pre> lACP {   (active   passive);   admin-key key;   accept-data;   fast-failover;   link-protection {     disable;     (revertive   non-revertive);   }   periodic interval;   system-id mac-address;   system-priority priority; } </pre>
<b>Hierarchy Level</b>	<p>[edit interfaces aeX <b>aggregated-ether-options</b>]</p> <p>[edit logical-systems <i>logical-system-name</i> interfaces aeX aggregated-ether-options]</p>
<b>Release Information</b>	<p>Statement introduced before Junos OS Release 7.4.</p> <p>Statement introduced in Junos OS Release 9.0 for EX Series switches.</p> <p><b>fast-failover</b> option introduced in Junos OS Release 12.2.</p> <p>Support for logical systems introduced in Junos OS Release 14.1.</p>
<b>Description</b>	<p>Configure the Link Aggregation Control Protocol (LACP) for aggregated Ethernet interfaces only.</p> <p>When you configure the <b>accept-data</b> statement at the [edit interfaces aeX <b>aggregated-ether-options lACP</b>] hierarchy level, the router processes packets received on a member link irrespective of the LACP state if the aggregated Ethernet bundle is up.</p> <div style="border: 1px solid #ccc; padding: 10px; margin-top: 10px;"> <p> <b>NOTE:</b> When you configure the <b>accept-data</b> statement at the [edit interfaces aeX aggregated-ether-options lACP] hierarchy level, this behavior occurs:</p> <ul style="list-style-type: none"> <li>• By default, the <b>accept-data</b> statement is not configured when LACP is enabled.</li> <li>• You can configure the <b>accept-data</b> statement to improve convergence and reduce the number of dropped packets when member links in the bundle are enabled or disabled.</li> <li>• When LACP is down and a member link receives packets, the router or switch does not process packets as defined in the IEEE 802.1ax standard. According to this standard, the packets should be dropped, but they are processed instead because the <b>accept-data</b> statement is configured.</li> </ul> </div>
<b>Default</b>	If you do not specify LACP as either <b>active</b> or <b>passive</b> , LACP remains passive.
<b>Options</b>	<b>active</b> —Initiate transmission of LACP packets.

**admin-key *number***—Specify an administrative key for the router or switch.



**NOTE:** You must also configure multichassis link aggregation (MC-LAG) when you configure the **admin-key**.

**fast-failover**—Specify to override the IEEE 802.3ad standard and allow the standby link to receive traffic. Overriding the default behavior facilitates subsecond failover.

**passive**—Respond to LACP packets.

The remaining statements are explained separately.

<b>Required Privilege Level</b>	interface—To view this statement in the configuration. interface-control—To add this statement to the configuration.
---------------------------------	---

<b>Related Documentation</b>	<ul style="list-style-type: none"><li>• <i>Configuring Aggregated Ethernet LACP</i></li><li>• <i>Configuring Aggregated Ethernet LACP (CLI Procedure)</i></li><li>• <i>Example: Configuring Aggregated Ethernet High-Speed Uplinks with LACP Between an EX4200 Virtual Chassis Access Switch and an EX4200 Virtual Chassis Distribution Switch</i></li></ul>
------------------------------	--

## layer2-policer

<b>Syntax</b>	<pre> layer2-policer {     input-policer policer-name;     input-three-color policer-name;     output-policer policer-name;     output-three-color policer-name; } </pre>
<b>Hierarchy Level</b>	<p>[edit interfaces <i>interface-name</i> <b>unit</b> <i>logical-unit-number</i>],</p> <p>[edit logical-systems <i>logical-system-name</i> interfaces <i>interface-name</i> <b>unit</b> <i>logical-unit-number</i>],</p>
<b>Release Information</b>	<p>Statement introduced in Junos OS Release 8.2.</p> <p>Statement introduced in Junos OS Release 12.3R2 for EX Series switches.</p>
<b>Description</b>	<p>For 1-Gigabit Ethernet and 10-Gigabit Ethernet IQ2 and IQ2-E interfaces on M Series, MX Series, and T Series routers, and for aggregated Ethernet, Gigabit Ethernet, and 10-Gigabit Ethernet interfaces on EX Series switches, apply Layer 2 logical interface policers. The following policers are supported:</p> <ul style="list-style-type: none"> <li>• Two-color</li> <li>• Single-rate tricolor marking (srTCM)</li> <li>• Two-rate tricolor marking (trTCM)</li> </ul> <p>Two-color and tricolor policers are configured at the <b>[edit firewall]</b> hierarchy level.</p>
<b>Options</b>	<p><b>input-policer <i>policer-name</i></b>—Two-color input policer to associate with the interface. This statement is mutually exclusive with the <b>input-three-color</b> statement.</p> <p><b>input-three-color <i>policer-name</i></b>—Tricolor input policer to associate with the interface. This statement is mutually exclusive with the <b>input-policer</b> statement.</p> <p><b>output-policer <i>policer-name</i></b>—Two-color output policer to associate with the interface. This statement is mutually exclusive with the <b>output-three-color</b> statement.</p> <p><b>output-three-color <i>policer-name</i></b>—Tricolor output policer to associate with the interface. This statement is mutually exclusive with the <b>output-policer</b> statement.</p>
<b>Required Privilege Level</b>	<p>interface—To view this statement in the configuration.</p> <p>interface-control—To add this statement to the configuration.</p>
<b>Related Documentation</b>	<ul style="list-style-type: none"> <li>• <i>Applying Layer 2 Policers to Gigabit Ethernet Interfaces</i></li> <li>• <i>Configuring Gigabit Ethernet Two-Color and Tricolor Policers</i></li> </ul>

## link-protection

---

Syntax	<pre>link-protection {     disable;     (revertive   non-revertive); }</pre>
Hierarchy Level	<pre>[edit interfaces aex aggregated-ether-options] [edit interfaces aex aggregated-ether-options lacp]</pre>
Release Information	<p>Statement introduced in Junos OS Release 8.3.</p> <p>Statement introduced in Junos OS Release 9.0 for EX Series switches.</p> <p>Support for <b>disable</b>, <b>revertive</b>, and <b>non-revertive</b> statements added in Junos OS Release 9.3.</p>
Description	<p>On the router, for aggregated Ethernet interfaces only, configure link protection. In addition to enabling link protection, a primary and a secondary (backup) link must be configured to specify what links egress traffic should traverse. To configure primary and secondary links on the router, include the <b>primary</b> and <b>backup</b> statements at the <b>[edit interfaces ge-fpc/pic/port gigether-options 802.3ad aex]</b> hierarchy level or the <b>[edit interfaces fe-fpc/pic/port fastether-options 802.3ad aex]</b> hierarchy level.</p> <p>On the switch, you can configure either Junos OS link protection for aggregated Ethernet interfaces or the LACP standards link protection for aggregated Ethernet interfaces.</p> <p>For Junos OS link protection, specify <b>link-protection</b> at the following hierarchy levels:</p> <ul style="list-style-type: none"><li>• <b>[edit interfaces ge-fpc/pic/port ether-options 802.3ad aex]</b></li><li>• <b>[edit interfaces xe-fpc/pic/port ether-options 802.3ad aex]</b></li></ul> <p>For LACP standards link protection, specify <b>link-protection</b> at the following hierarchy levels:</p> <ul style="list-style-type: none"><li>• For global LACP link protection, specify at <b>[edit chassis aggregated-devices ethernet lacp]</b></li><li>• For a specific aggregated Ethernet interface, specify at <b>[edit interfaces aeX aggregated-ether-options lacp]</b></li></ul> <p>To disable link protection, use the <b>delete interface ae aggregate-ether-options link-protection</b> statement at the <b>[edit interfaces aex aggregated-ether-options]</b> hierarchy level or the <b>[edit interfaces aex aggregated-ether-options lacp]</b> hierarchy level.</p>
Options	The statements are explained separately.
Required Privilege Level	<p>interface—To view this statement in the configuration.</p> <p>interface-control—To add this statement to the configuration.</p>
Related Documentation	<ul style="list-style-type: none"><li>• <i>Configuring Aggregated Ethernet Link Protection</i></li><li>• <i>Configuring LACP Link Protection of Aggregated Ethernet Interfaces (CLI Procedure)</i></li></ul>

## link-speed (Aggregated Ethernet)

<b>Syntax</b>	link-speed <i>speed</i> ;
<b>Hierarchy Level</b>	[edit interfaces aex <a href="#">aggregated-ether-options</a> ], [edit interfaces interface-range <i>name</i> aggregated-ether-options], [edit interfaces interface-range <i>name</i> aggregated-sonet-options]
<b>Release Information</b>	Statement introduced before Junos OS Release 7.4. Statement introduced in Junos OS Release 9.0 for EX Series switches.
<b>Description</b>	For aggregated Ethernet interfaces only, set the required link speed.
<b>Options</b>	<p><b>speed</b>—For aggregated Ethernet links, you can specify <b>speed</b> in bits per second either as a complete decimal number or as a decimal number followed by the abbreviation <b>k</b> (1000), <b>m</b> (1,000,000), or <b>g</b> (1,000,000,000).</p> <p>Aggregated Ethernet links on the M120 router can have one of the following speeds:</p> <ul style="list-style-type: none"> <li>• <b>100m</b>—Links are 100 Mbps.</li> <li>• <b>10g</b>—Links are 10 Gbps.</li> <li>• <b>1g</b>—Links are 1 Gbps.</li> <li>• <b>oc192</b>—Links are OC192 or STM64c.</li> </ul> <p>Aggregated Ethernet links on EX Series switches can be configured to operate at one of the following speeds:</p> <ul style="list-style-type: none"> <li>• <b>10m</b>—Links are 10 Mbps.</li> <li>• <b>100m</b>—Links are 100 Mbps.</li> <li>• <b>1g</b>—Links are 1 Gbps.</li> <li>• <b>10g</b>—Links are 10 Gbps.</li> </ul> <p>Aggregated Ethernet links on T Series routers can be configured to operate at one of the following speeds:</p> <ul style="list-style-type: none"> <li>• <b>100g</b>—Links are 100 Gbps.</li> <li>• <b>100m</b>—Links are 100 Mbps.</li> <li>• <b>10g</b>—Links are 10 Gbps.</li> <li>• <b>1g</b>—Links are 1 Gbps.</li> <li>• <b>40g</b>—Links are 40 Gbps.</li> <li>• <b>50g</b>—Links are 50 Gbps.</li> <li>• <b>80g</b>—Links are 80 Gbps.</li> <li>• <b>8g</b>—Links are 8 Gbps.</li> </ul>

- **mixed**—Links are of various speeds.
- **oc192**—Links are OC192.

**Required Privilege Level** interface—To view this statement in the configuration.  
interface-control—To add this statement to the configuration.

**Related Documentation**

- *Aggregated Ethernet Interfaces Overview*
- *Configuring Aggregated Ethernet Link Speed*
- *Configuring Mixed Aggregated Ethernet Links*
- *Configuring Aggregated Ethernet Links (CLI Procedure)*
- *Example: Configuring Aggregated Ethernet High-Speed Uplinks Between an EX4200 Virtual Chassis Access Switch and an EX4200 Virtual Chassis Distribution Switch*

---

## link-speed (Aggregated SONET/SDH)

---

**Syntax** link-speed (*speed* | mixed);

**Hierarchy Level** [edit interfaces asx aggregated-sonet-options]

**Release Information** Statement introduced before Junos OS Release 7.4.  
**mixed** option added in Release 8.0.

**Description** For aggregated SONET/SDH interfaces only, set the required link speed.

**Options** **speed**—Aggregated SONET/SDH links can have one of the following speed values.

- **oc3**—Links are OC3c or STM1c.
- **oc12**—Links are OC12c or STM4c.
- **oc48**—Links are OC48c or STM16c.
- **oc192**—Links are OC192c or STM64c.
- **oc768**—Links are OC768c or STM256c.

**mixed**—For aggregated SONET/SDH links on T Series routers, you can mix interface speeds in SONET/SDH aggregation bundles. Interface speeds from OC3 through OC768 are supported.

**Required Privilege Level** interface—To view this statement in the configuration.  
interface-control—To add this statement to the configuration.

**Related Documentation**

- *Configuring Aggregated Ethernet Link Speed*
- *Configuring Aggregated SONET/SDH Interfaces*

## logical-interface-policer

<b>Syntax</b>	logical-interface-policer;
<b>Hierarchy Level</b>	<p>[edit dynamic-profiles <i>profile-name</i> firewall policer <i>policer-name</i>],</p> <p>[edit dynamic-profiles <i>profile-name</i> firewall three-color-policer <i>name</i>],</p> <p>[edit firewall atm-policer <i>atm-policer-name</i>]</p> <p>[edit firewall policer <i>policer-name</i>],</p> <p>[edit firewall policer <i>policer-template-name</i>],</p> <p>[edit firewall three-color-policer <i>policer-name</i>],</p> <p>[edit logical-systems <i>logical-system-name</i> firewall policer <i>policer-name</i>],</p> <p>[edit logical-systems <i>logical-system-name</i> firewall three-color-policer <i>name</i>]</p>
<b>Release Information</b>	<p>Statement introduced before Junos OS Release 7.4.</p> <p>Support at the [edit firewall three-color-policer <i>policer-name</i>] hierarchy level introduced in Junos OS Release 8.2.</p> <p>Logical systems support introduced in Junos OS Release 9.3.</p> <p>Support at the [edit dynamic-profiles ... policer <i>policer-name</i>] and [edit dynamic-profiles ... three-color-policer <i>name</i>] hierarchy levels introduced in Junos OS Release 11.4.</p> <p>Statement introduced in Junos OS Release 12.3R2 for EX Series switches.</p>
<b>Description</b>	Configure a logical interface policer.



**NOTE:** Starting in Junos OS Release 12.2R2, on T Series Core Routers only, you can configure an MPLS LSP policer for a specific LSP to be shared across different protocol family types. You must include the logical-interface-policer statement to do so.

<b>Required Privilege Level</b>	<p>firewall—To view this statement in the configuration.</p> <p>firewall-control—To add this statement to the configuration.</p>
<b>Related Documentation</b>	<ul style="list-style-type: none"> <li>• <i>Two-Color and Three-Color Logical Interface Policers</i></li> <li>• <i>Traffic Policer Types</i></li> <li>• <i>Configuring Tricolor Marking Policers</i></li> <li>• <i>action</i></li> <li>• <i>Configuring Gigabit Ethernet Two-Color and Tricolor Policers</i></li> <li>• <i>action</i></li> </ul>

## loss-priority

---


Syntax	loss-priority (high   low);
Hierarchy Level	[edit interfaces <i>interface-name</i> gigether-options <a href="#">ethernet-switch-profile</a> <a href="#">ethernet-policer-profile</a> <a href="#">output-priority-map</a> <a href="#">classifier</a> <a href="#">premium</a> <a href="#">forwarding-class</a> <i>class-name</i> ]
Release Information	Statement introduced before Junos OS Release 7.4.
Description	Specify the packet loss priority value.
Options	<b>high</b> —Packet has high loss priority.  <b>low</b> —Packet has low loss priority.
Required Privilege Level	interface—To view this statement in the configuration. interface-control—To add this statement to the configuration.
Related Documentation	<ul style="list-style-type: none"><li><i>Specifying an Output Priority Map</i></li></ul>

## mac-address (Accept Source Mac)

---

Syntax	mac-address <i>mac-address</i> <a href="#">policer</a> ;
Hierarchy Level	[edit interfaces <i>interface-name</i> <a href="#">unit</a> <i>logical-unit-number</i> <a href="#">accept-source-mac</a> ], [edit logical-systems <i>logical-system-name</i> interfaces <i>interface-name</i> <a href="#">unit</a> <i>logical-unit-number</i> <a href="#">accept-source-mac</a> ]
Release Information	Statement introduced before Junos OS Release 7.4. Statement introduced in Junos OS Release 12.2 for ACX Series Universal Access Routers.
Description	For Gigabit Ethernet IQ and Gigabit Ethernet PICs with SFPs (except the 10-port Gigabit Ethernet PIC and the built-in Gigabit Ethernet port on the M7i router), for Gigabit Ethernet DPCs on MX Series routers, and 100-Gigabit Ethernet Type 5 PIC with CFP, specify a remote MAC address on which to count incoming and outgoing packets.
Options	<b>mac-address</b> —MAC address. Specify the MAC address as six hexadecimal bytes in one of the following formats: <i>nnnn.nnnn.nnnn</i> or <i>nn:nn:nn:nn:nn:nn</i> . For example, 0011.2233.4455 or 00:11:22:33:44:55.  <b>policer</b> —MAC policer. For more information, see <a href="#">policer (MAC)</a> .
Required Privilege Level	interface—To view this statement in the configuration. interface-control—To add this statement to the configuration.
Related Documentation	<ul style="list-style-type: none"><li><i>Configuring MAC Address Filtering</i></li></ul>

## mac-learn-enable

<b>Syntax</b>	(mac-learn-enable   no-mac-learn-enable);
<b>Hierarchy Level</b>	[edit interfaces <i>interface-name</i> gigether-options <a href="#">ethernet-switch-profile</a> ]
<b>Release Information</b>	Statement introduced before Junos OS Release 7.4.
<b>Description</b>	<p>For Gigabit Ethernet IQ and Gigabit Ethernet PICs with SFPs (except the 10-port Gigabit Ethernet PIC and the built-in Gigabit Ethernet port on the M7i router), for Gigabit Ethernet DPCs on MX Series routers, and 100-Gigabit Ethernet Type 5 PIC with CFP configure whether source and destination MAC addresses are dynamically learned:</p> <ul style="list-style-type: none"> <li>• <b>mac-learn-enable</b>—Allow the interface to dynamically learn source and destination MAC addresses.</li> <li>• <b>no-mac-learn-enable</b>—Prohibit the interface from dynamically learning source and destination MAC addresses.</li> </ul> <p>MAC address learning is based on source addresses. You can start accounting for traffic after there has been traffic sent from the MAC address. Once the MAC address is learned, the frames and bytes transmitted to or received from the MAC address can be tracked.</p>
	<p> <b>NOTE:</b> When you gather interfaces into a bridge domain, the <b>no-mac-learn-enable</b> statement at the [edit interfaces <i>interface-name</i> gigether-options ethernet-switch-profile] hierarchy level is not supported. You must use the <b>no-mac-learning</b> statement at the [edit bridge-domains <i>bridge-domain-name</i> bridge-options interface <i>interface-name</i>] hierarchy level to disable MAC learning on an interface in a bridge domain. For information on disabling MAC learning for a bridge domain, see <i>MX Series Layer 2 Configuration Guide</i>.</p>
<b>Required Privilege Level</b>	<p>interface—To view this statement in the configuration.</p> <p>interface-control—To add this statement to the configuration.</p>
<b>Related Documentation</b>	<ul style="list-style-type: none"> <li>• <i>Configuring MAC Address Filtering</i></li> </ul>

## native-vlan-id

---

<b>Syntax</b>	<code>native-vlan-id <i>number</i>;</code>
<b>Hierarchy Level</b>	[edit interfaces <i>ge-fpc/pic/port</i> ], [edit interfaces <i>interface-name</i> ]
<b>Release Information</b>	Statement introduced in Junos OS Release 8.3. Statement introduced in Junos OS Release 12.2 for ACX Series Universal Access Routers. Statement introduced in Junos OS Release 12.3R2 for EX Series switches.
<b>Description</b>	<p>Configure mixed tagging support for untagged packets on a port for the following:</p> <ul style="list-style-type: none"><li>• M Series routers with Gigabit Ethernet IQ PICs with SFP and Gigabit Ethernet IQ2 PICs with SFP configured for 802.1Q flexible VLAN tagging</li><li>• MX Series routers with Gigabit Ethernet DPCs and MICs, Tri-Rate Ethernet DPCs and MICs, and 10-Gigabit Ethernet DPCs and MICs and MPCs configured for 802.1Q flexible VLAN tagging</li><li>• T4000 routers with 100-Gigabit Ethernet Type 5 PIC with CFP</li><li>• EX Series switches with Gigabit Ethernet, 10-Gigabit Ethernet, 40-Gigabit Ethernet, and aggregated Ethernet interfaces</li></ul> <p>When the <b>native-vlan-id</b> statement is included with the <a href="#">flexible-vlan-tagging</a> statement, untagged packets are accepted on the same mixed VLAN-tagged port.</p> <p>The logical interface on which untagged packets are received must be configured with the same VLAN ID as the native VLAN ID configured on the physical interface. To configure the logical interface, include the <b>vlan-id</b> statement (matching the <b>native-vlan-id</b> statement on the physical interface) at the [edit interfaces <i>interface-name</i> unit <i>logical-unit-number</i>] hierarchy level.</p> <p>When the <b>native-vlan-id</b> statement is included with the <a href="#">interface-mode</a> statement, untagged packets are accepted and forwarded within the bridge domain or VLAN that is configured with the matching VLAN ID.</p>
<b>Options</b>	<p><b><i>number</i></b>—VLAN ID number.</p> <p><b>Range:</b> (ACX Series routers and EX Series switches) 0 through 4094.</p>
<b>Required Privilege Level</b>	interface—To view this statement in the configuration. interface-control—To add this statement to the configuration.
<b>Related Documentation</b>	<ul style="list-style-type: none"><li>• <i>Configuring Mixed Tagging Support for Untagged Packets</i></li><li>• <i>Configuring a Logical Interface for Access Mode</i></li><li>• <i>Configuring the Native VLAN Identifier (CLI Procedure)</i></li><li>• <i>Understanding Bridging and VLANs on EX Series Switches</i></li><li>• <a href="#">flexible-vlan-tagging on page 69</a></li></ul>

- *Understanding Q-in-Q Tunneling on EX Series Switches*

## maximum-links

<b>Syntax</b>	<code>maximum-links <i>maximum-links-limit</i>;</code>
<b>Hierarchy Level</b>	[edit chassis <a href="#">aggregated-devices</a> ]
<b>Release Information</b>	Statement introduced in Junos OS Release 11.1 for T Series routers. Statement introduced in Junos OS Release 12.1X48 for PTX Series Packet Transport Routers. Statement introduced in Junos OS Release 12.2 for MX Series routers.
<b>Description</b>	Configure the maximum links limit for aggregated devices. Note that for MX Series routers, the router must be running in Enhanced IP mode, which restricts the chassis to running Trio-based MPCs and multiservice DPCs (MS-DPCs). For MX series routers and PTX series switches, the option for 64 links is only supported for Junos OS release 12.3 and later.  See <i>network-services</i> for more information on running in Enhanced IP mode, and <i>Network Services Mode Overview</i> for MPC specific-details and an overview of Network Services Mode.
<b>Options</b>	<i>maximum-links-limit</i> —Maximum links limit for aggregated devices. <b>Range:</b> 16, 32, 64
<b>Required Privilege Level</b>	interface—To view this statement in the configuration. interface-control—To add this statement to the configuration.
<b>Related Documentation</b>	<ul style="list-style-type: none"> <li>• <i>Configuring Junos OS for Supporting Aggregated Devices</i></li> <li>• <i>Configuring an Aggregated Ethernet Interface</i></li> </ul>

## mc-ae

**Syntax**

```
mc-ae {
  chassis-id chassis-id;
  events {
    iccp-peer-down {
      force-icl-down;
      prefer-status-control-active;
    }
  }
  mc-ae-id mc-ae-id;
  mode (active-active | active-standby);
  redundancy-group group-id;
  revert-time revert-time;
  status-control (active | standby);
  switchover-mode (non-revertive | revertive);
}
```

**Hierarchy Level** [edit interfaces aeX aggregated-ether-options]  
[edit logical-systems *logical-system-name* interfaces aeX aggregated-ether-options]

**Release Information** Statement introduced in Junos OS Release 9.6.  
**events** statement introduced in Junos OS Release 11.4R4.  
**switchover-mode** and **revert-time** statements introduced in Junos OS Release 13.3.  
Support for logical systems introduced in Junos OS Release 14.1.

**Description** Enable multichassis link aggregation (MC-LAG), which enables one device to form a logical LAG interface with two or more other devices.

**Options**

**chassis-id**—Specify the chassis ID for Link Aggregation Control Protocol (LACP) to calculate the port number of MC-LAG physical member links.  
**Values:** 0 | 1

**events**—Specify an action if a specific MC-LAG event occurs.

**iccp-peer-down**—Specify an action if the ICCP peer of this node goes down.

**force-icl-down**—If the node's ICCP peer goes down, bring down the interchassis-link logical interface.

**prefer-status-control-active**—If the node's peer goes down, prefer that the node configured as **status-control active** become the active node.



**NOTE:** The **prefer-status-control-active** statement can be configured with the **status-control standby** configuration to prevent the LACP MC-LAG system ID from reverting to the default LACP system ID on ICCP failure. Use this configuration only if you can ensure that ICCP does not go down unless the router is down. You must also configure the **hold-time down** value (at the [edit interfaces *interface-name*] hierarchy level) for the interchassis link with the **status-control standby** configuration to be higher than the ICCP

BFD timeout. This configuration prevents traffic loss by ensuring that when the router with the **status-control active** configuration goes down, the router with the **status-control standby** configuration does not go into standby mode.

To make the **prefer-status-control-active** configuration work with the **status-control standby** configuration when an interchassis-link logical interface is configured on aggregate Ethernet interface, you must either configure the **lacp periodic interval** statement at the **[edit interface *interface-name* aggregated-ether-options]** hierarchy level as **slow** or configure the **detection-time threshold** statement at the **[edit protocols iccp liveness-detection]** hierarchy level as less than 3 seconds.

**mc-ae-id**—Specify the identification number of the MC-LAG device. The two MC-LAG network devices that manage a given MC-LAG must have the same identification number.

**Range:** 1 through 65,535

**mode (active-active | active-standby)**—Specify whether the MC-LAG is in active-active or active-standby mode.



**NOTE:** You can configure IPv4 (**inet**) and IPv6 (**inet6**) addresses on **mc-ae** interfaces when the **active-standby** mode is configured.

**redundancy-group**—Specify the redundancy group identification number. The Inter-Chassis Control Protocol (ICCP) uses the redundancy group ID to associate multiple chassis that perform similar redundancy functions.

**Range:** 1 through 4,294,967,294

**revert-time**—Wait interval (in minutes) before the switchover to the preferred node is performed when the **switchover-mode** is configured as **revertive**.

**Range:** 1 through 10

**status-control (active | standby)**—Specify whether the chassis becomes active or remains in standby when an interchassis link failure occurs.

**switchover-mode (non-revertive | revertive)**—Specify whether Junos OS should trigger a link switchover to the preferred node when the active node is available.



**NOTE:** For **revertive** mode to automatically switch over to the preferred node, the **status-control** statement should be configured as **active**.

**Required Privilege Level** interface—To view this statement in the configuration.  
interface-control—To add this statement to the configuration.


**Related Documentation**

- *Active-Active Bridging and VRRP over IRB Functionality on MX Series Routers Overview*
- *Configuring Multichassis Link Aggregation*
- *Configuring Active-Active Bridging and VRRP over IRB in Multichassis Link Aggregation on MX Series Routers*
- *Example: Configuring Multichassis Link Aggregation in an Active-Active Bridging Domain on MX Series Routers*
- *Configuring Manual and Automatic Link Switchover for MC-LAG Interfaces*


## minimum-links

<b>Syntax</b>	<code>minimum-links <i>number</i>;</code>
<b>Hierarchy Level</b>	[edit interfaces aex <a href="#">aggregated-ether-options</a> ], [edit interfaces aex aggregated-sonet-options], [edit interfaces <i>interface-name</i> mlfr-uni-nni-bundle-options], [edit interfaces <i>interface-name</i> <a href="#">unit logical-unit-number</a> ], [edit interfaces interface-range <i>range</i> <a href="#">aggregated-ether-options</a> ], [edit interfaces interface-range <i>range</i> aggregated-sonet-options], [edit logical-systems <i>logical-system-name</i> interfaces <i>interface-name</i> <a href="#">unit logical-unit-number</a> ]
<b>Release Information</b>	Statement introduced before Junos OS Release 7.4. Statement introduced in Junos OS Release 9.0 for EX Series switches.
<b>Description</b>	For aggregated Ethernet, SONET/SDH, multilink, link services, and voice services interfaces only, set the minimum number of links that must be up for the bundle to be labeled up.
<b>Options</b>	<p><i>number</i>—Number of links.</p> <p><b>Range:</b> On M120, M320, MX Series, T Series, and TX Matrix routers with Ethernet interfaces, the valid range for minimum-links number is 1 through 64. When the maximum value (16) is specified, all configured links of a bundle must be up for the bundle to be labeled up. On all other routers and on EX Series switches, other than EX8200 switches, the range of valid values for minimum-links number is 1 through 8. When the maximum value (8) is specified, all configured links of a bundle must be up for the bundle to be labeled up. On EX8200 switches, the range of valid values for minimum-links number is 1 through 12. When the maximum value (12) is specified, all configured links of a bundle must be up for the bundle to be labeled up.</p> <p><b>Default:</b> 1</p>
<b>Required Privilege Level</b>	interface—To view this statement in the configuration. interface-control—To add this statement to the configuration.
<b>Related Documentation</b>	<ul style="list-style-type: none"> <li>• <i>Configuring Aggregated Ethernet Minimum Links</i></li> <li>• <i>Configuring Aggregated SONET/SDH Interfaces</i></li> <li>• <i>Configuring Aggregated Ethernet Links (CLI Procedure)</i></li> <li>• <i>Example: Configuring Aggregated Ethernet High-Speed Uplinks Between an EX4200 Virtual Chassis Access Switch and an EX4200 Virtual Chassis Distribution Switch</i></li> <li>• <i>Junos OS Services Interfaces Library for Routing Devices</i></li> </ul>

## multicast-router-interface (IGMP Snooping)

<b>Syntax</b>	multicast-router-interface;
<b>Hierarchy Level</b>	<p>[edit bridge-domains <i>bridge-domain-name</i> protocols <b>igmp-snooping</b> interface <i>interface-name</i>],</p> <p>[edit bridge-domains <i>bridge-domain-name</i> protocols <b>igmp-snooping</b> vlan <i>vlan-id</i> interface <i>interface-name</i>],</p> <p>[edit protocols <b>igmp-snooping</b> vlan (all   <i>vlan-name</i>) interface (all   <i>interface-name</i>)]</p> <p>[edit routing-instances <i>routing-instance-name</i> bridge-domains <i>bridge-domain-name</i> protocols <b>igmp-snooping</b> interface <i>interface-name</i>],</p> <p>[edit routing-instances <i>routing-instance-name</i> bridge-domains <i>bridge-domain-name</i> protocols vlan <i>vlan-id</i> <b>igmp-snooping</b> interface <i>interface-name</i>]</p>
<b>Release Information</b>	<p>Statement introduced in Junos OS Release 8.5.</p> <p>Statement introduced in Junos OS Release 9.1 for EX Series switches.</p>
<b>Description</b>	<p>Statically configure the interface as an IGMP snooping multicast-router interface—that is, an interface that faces toward a multicast router or other IGMP querier.</p>
<div>  <p><b>NOTE:</b> If the specified interface is a trunk port, the interface becomes a multicast-routing device interface for all VLANs configured on the trunk port. In addition, all unregistered multicast packets, whether they are IPv4 or IPv6 packets, are forwarded to the multicast routing device interface, even if the interface is configured as a multicast routing device interface only for IGMP snooping.</p> <p>Configure an interface as a bridge interface toward other multicast routing devices.</p> </div>	
<b>Default</b>	The interface can either be a host-side or multicast-routing device interface.
<b>Required Privilege Level</b>	<p>routing—To view this statement in the configuration.</p> <p>routing-control—To add this statement to the configuration.</p>
<b>Related Documentation</b>	<ul style="list-style-type: none"> <li>• <i>Example: Configuring IGMP Snooping on EX Series Switches</i></li> <li>• <i>Example: Configuring IGMP Snooping</i></li> <li>• <i>Configuring IGMP Snooping (CLI Procedure)</i></li> <li>• <i>IGMP Snooping in MC-LAG Active-Active on MX Series Routers Overview</i></li> <li>• <i>host-only-interface</i></li> <li>• <i>show igmp-snooping membership</i></li> </ul>

## multi-chassis-protection

<b>Syntax</b>	<pre>multi-chassis-protection {   peer a.b.c.d {     interface interface-name;   } }</pre>
<b>Hierarchy Level</b>	[edit interfaces <i>interface-name</i> ]
<b>Release Information</b>	Statement introduced in Junos OS Release 11.1.
<b>Description</b>	<p>For MX Series routers with multichassis aggregated Ethernet (MC-AE) interfaces, you can use this statement under the physical interface level to reduce the configuration at the logical interface level if the following assumption exists:</p> <p>If there are <math>n + 1</math> logical interfaces under <b>ae0</b>, from <b>ae0.0</b> through <b>ae0.n</b>, there will be <math>n + 1</math> logical interfaces under <b>ge-0/0/0</b> as well, from <b>ge-0/0/0.0</b> through <b>ge-0/0/0.n</b>, and each <b>ge-0/0/0</b> logical interface will be a protection link for the <b>ae0</b> logical interface.</p> <hr/> <div>  <p><b>NOTE:</b> A bridge domain cannot have MC-AE logical interfaces which belong to different redundancy groups.</p> </div> <hr/> <p>If the Inter-Chassis Control Protocol (ICCP) connection is UP and the interchassis data link (ICL) comes UP, the router configured as standby will bring up the MC-AE interfaces shared with the peer.</p> <p>The remaining statements are explained separately.</p>
<b>Options</b>	<b>interface <i>interface-name</i></b> —Specify the interface: <b>interface <i>interface-name-fpc/pic/port</i></b>
<b>Required Privilege Level</b>	<b>interface</b> —To view this statement in the configuration. <b>interface-control</b> —To add this statement to the configuration.
<b>Related Documentation</b>	<ul style="list-style-type: none"> <li>• <i>Configuring Multichassis Link Aggregation</i></li> <li>• <i>Configuring Active-Active Bridging and VRRP over IRB in Multichassis Link Aggregation on MX Series Routers</i></li> <li>• <i>Configuring Aggregated Ethernet Link Protection</i></li> <li>• <i>Example: Configuring Aggregated Ethernet Link Protection</i></li> <li>• <a href="#">peer on page 108</a></li> </ul>

## non-revertive (Interfaces)

---

<b>Syntax</b>	non-revertive;
<b>Hierarchy Level</b>	[edit interfaces aeX aggregated-ether-options lacp link-protection]
<b>Release Information</b>	Statement introduced in Junos OS Release 9.3. Statement introduced in Junos OS Release 11.4 for EX Series switches.
<b>Description</b>	Disable the ability to switch to a better priority link (if one is available) once a link is established as active and collection distribution is enabled.
<b>Required Privilege Level</b>	interface—To view this statement in the configuration. interface-control—To add this statement to the configuration.
<b>Related Documentation</b>	<ul style="list-style-type: none"><li>• <a href="#">link-protection on page 88</a></li><li>• <i>Configuring Aggregated Ethernet Link Protection</i></li><li>• <i>Configuring LACP Link Protection of Aggregated Ethernet Interfaces (CLI Procedure)</i></li></ul>

## output-three-color

---

<b>Syntax</b>	<code>output-three-color <i>policer-name</i>;</code>
<b>Hierarchy Level</b>	[edit interfaces <i>interface-name</i> unit <i>logical-unit-number</i> <a href="#">layer2-policer</a> ] [edit logical-systems <i>logical-system-name</i> interfaces <i>interface-name</i> unit <i>logical-unit-number</i> <a href="#">layer2-policer</a> ]
<b>Release Information</b>	Statement introduced in Junos OS Release 8.2. Statement introduced in Junos OS Release 12.3R2 for EX Series switches.
<b>Description</b>	Apply a single-rate or two-rate three-color policer to the Layer 2 output traffic at the logical interface. The <b>output-three-color</b> and <b>output-policer</b> statements are mutually exclusive.
<b>Options</b>	<b><i>policer-name</i></b> —Name of the single-rate or two-rate three-color policer.
<b>Required Privilege Level</b>	interface—To view this statement in the configuration. interface-control—To add this statement to the configuration.
<b>Related Documentation</b>	<ul style="list-style-type: none"> <li>• <i>Two-Color and Three-Color Policers at Layer 2</i></li> <li>• <i>Applying Layer 2 Policers to Gigabit Ethernet Interfaces</i></li> <li>• <i>Configuring a Gigabit Ethernet Policer</i></li> <li>• <a href="#">input-three-color on page 76</a></li> <li>• <a href="#">input-policer on page 74</a></li> <li>• <a href="#">layer2-policer on page 87</a></li> <li>• <a href="#">logical-interface-policer on page 91</a></li> <li>• <a href="#">output-policer on page 104</a></li> </ul>

## output-policer

---

<b>Syntax</b>	<code>output-policer <i>policer-name</i>;</code>
<b>Hierarchy Level</b>	[edit interfaces <i>interface-name</i> unit <i>logical-unit-number</i> <a href="#">layer2-policer</a> ], [edit logical-systems <i>logical-system-name</i> interfaces <i>interface-name</i> unit <i>logical-unit-number</i> <a href="#">layer2-policer</a> ]
<b>Release Information</b>	Statement introduced in Junos OS Release 8.2. Statement introduced in Junos OS Release 12.3R2 for EX Series switches.
<b>Description</b>	Apply a single-rate two-color policer to the Layer 2 output traffic at the logical interface. The <b>output-policer</b> and <b>output-three-color</b> statements are mutually exclusive.
<b>Options</b>	<b><i>policer-name</i></b> —Name of the single-rate two-color policer that you define at the [edit <b>firewall</b> ] hierarchy level.
<b>Required Privilege Level</b>	interface—To view this statement in the configuration. interface-control—To add this statement to the configuration.
<b>Related Documentation</b>	<ul style="list-style-type: none"><li>• <i>Two-Color and Three-Color Policers at Layer 2</i></li><li>• <i>Applying Layer 2 Policers to Gigabit Ethernet Interfaces</i></li><li>• <i>Configuring a Gigabit Ethernet Policer</i></li><li>• <a href="#">input-policer on page 74</a></li><li>• <a href="#">input-three-color on page 76</a></li><li>• <a href="#">layer2-policer on page 87</a></li><li>• <a href="#">logical-interface-policer on page 91</a></li><li>• <a href="#">output-three-color on page 103</a></li></ul>

## output-priority-map

<b>Syntax</b>	<pre> output-priority-map {   classifier {     premium {       forwarding-class <i>class-name</i> {         loss-priority (high   low);       }     }   } } </pre>
<b>Hierarchy Level</b>	<p>[edit interfaces <i>interface-name</i> gigether-options <a href="#">ethernet-switch-profile</a> <a href="#">ethernet-policer-profile</a>]</p> <p>[edit interfaces <i>interface-name</i> ether-options <a href="#">ethernet-switch-profile</a> <a href="#">ethernet-policer-profile</a>]</p>
<b>Release Information</b>	<p>Statement introduced before Junos OS Release 7.4.</p> <p>Statement introduced in Junos OS Release 13.2 for the QFX Series.</p>
<b>Description</b>	<p>For Gigabit Ethernet IQ and 10-Gigabit Ethernet interfaces only, define the output policer priority map to be applied to outgoing frames on this interface.</p> <p>The statements are explained separately.</p>
<b>Required Privilege Level</b>	<p>interface—To view this statement in the configuration.</p> <p>interface-control—To add this statement to the configuration.</p>
<b>Related Documentation</b>	<ul style="list-style-type: none"> <li>• <a href="#">Specifying an Output Priority Map</a></li> <li>• <a href="#">input-priority-map on page 75</a></li> </ul>

## output-vlan-map (Aggregated Ethernet)

---

<b>Syntax</b>	<pre>output-vlan-map {     (pop   push   swap);     tag-protocol-id <i>tpid</i>;     vlan-id <i>number</i>; }</pre>
<b>Hierarchy Level</b>	[edit interfaces <i>interface-name</i> <a href="#">unit</a> <i>logical-unit-number</i> ], [edit logical-systems <i>logical-system-name</i> interfaces <i>interface-name</i> <a href="#">unit</a> <i>logical-unit-number</i> ]
<b>Release Information</b>	Statement introduced in Junos OS Release 8.2.
<b>Description</b>	<p>For aggregated Ethernet interfaces using Gigabit Ethernet IQ, 10-Gigabit Ethernet IQ2 and IQ2-E interfaces, and 100-Gigabit Ethernet Type 5 PIC with CFP only, define the rewrite profile to be applied to outgoing frames on this logical interface.</p> <p>The statements are explained separately.</p>
<b>Required Privilege Level</b>	interface—To view this statement in the configuration. interface-control—To add this statement to the configuration.
<b>Related Documentation</b>	<ul style="list-style-type: none"><li>• <i>Stacking and Rewriting Gigabit Ethernet VLAN Tags</i></li><li>• <a href="#">input-vlan-map (Aggregated Ethernet) on page 82</a></li></ul>

## output-vlan-map (Gigabit Ethernet IQ; 10-Gigabit Ethernet with SFPP; 100-Gigabit Ethernet Type 5 PIC with CFP; and Gigabit Ethernet, 10-Gigabit Ethernet, 40-Gigabit Ethernet, and Aggregated Ethernet)

<b>Syntax</b>	<pre>output-vlan-map {   (pop   pop-pop   pop-swap   push   push-push   swap   swap-push   swap-swap);   inner-tag-protocol-id <i>tpid</i>;   inner-vlan-id <i>number</i>;   tag-protocol-id <i>tpid</i>;   vlan-id <i>number</i>; }</pre>
<b>Hierarchy Level</b>	<pre>[edit interfaces <i>interface-name</i> <i>unit</i> <i>logical-unit-number</i>], [edit logical-systems <i>logical-system-name</i> interfaces <i>interface-name</i> <i>unit</i> <i>logical-unit-number</i>]</pre>
<b>Release Information</b>	<p>Statement introduced before Junos OS Release 7.4.</p> <p><b>pop-pop</b>, <b>pop-swap</b>, <b>push-push</b>, <b>swap-push</b>, and <b>swap-swap</b> statements added in Junos OS Release 8.1.</p> <p>Statement introduced in Junos OS Release 12.3R2 for EX Series switches.</p>
<b>Description</b>	<p>For Gigabit Ethernet IQ, 10-Port 10-Gigabit Ethernet SFPP interfaces, 100-Gigabit Ethernet Type 5 PIC with CFP only, Gigabit Ethernet, 10-Gigabit Ethernet, 40-Gigabit Ethernet, and aggregated Ethernet interfaces, define the rewrite operation to be applied to outgoing frames on this logical interface.</p> <p>The remaining statements are explained separately.</p>
<b>Required Privilege Level</b>	<p>interface—To view this statement in the configuration.</p> <p>interface-control—To add this statement to the configuration.</p>
<b>Related Documentation</b>	<ul style="list-style-type: none"> <li>• <i>Stacking and Rewriting Gigabit Ethernet VLAN Tags</i></li> <li>• <a href="#">input-vlan-map (Gigabit Ethernet IQ; 10-Gigabit Ethernet SFPP; 100-Gigabit Ethernet Type 5 PIC with CFP; and Gigabit Ethernet, 10-Gigabit Ethernet, 40-Gigabit Ethernet, and Aggregated Ethernet) on page 81</a></li> <li>• <i>Configuring Q-in-Q Tunneling (CLI Procedure)</i></li> </ul>

## peer

---

Syntax	<pre>peer a.b.c.d {     interface <i>interface-name</i>; }</pre>
Hierarchy Level	[edit interfaces <i>interface-name</i> <b>multi-chassis-protection</b> ]
Release Information	Statement introduced in Junos OS Release 11.1.
Description	For MX Series routers with multichassis aggregated Ethernet (MC-AE) interfaces, use the <b>multi-chassis-protection</b> statement under the physical interface level to reduce the configuration at the logical interface level. If the interchassis control protocol connection (ICCP) is UP and the interchassis data link (ICL) comes UP, the router configured as standby will bring up the MC-AE interfaces shared with the peer active-active node specified by the <b>peer</b> statement. You must also specify the peer's physical interface.
Options	<p><b>a.b.c.d</b>—Specify the IP address of the peer.</p> <p><b>interface <i>interface-name</i></b>—Specify the peer's physical interface: interface <i>interface-name-fpc/pic/port</i></p>
Required Privilege Level	interface—To view this statement in the configuration. interface-control—To add this statement to the configuration.
Related Documentation	<ul style="list-style-type: none"><li>• <i>Configuring Multichassis Link Aggregation</i></li><li>• <i>Configuring Active-Active Bridging and VRRP over IRB in Multichassis Link Aggregation on MX Series Routers</i></li><li>• <i>Configuring Aggregated Ethernet Link Protection</i></li><li>• <i>Example: Configuring Aggregated Ethernet Link Protection</i></li><li>• <a href="#">multi-chassis-protection on page 101</a></li></ul>

## periodic

---


<b>Syntax</b>	<code>periodic interval;</code>
<b>Hierarchy Level</b>	[edit interfaces aex <a href="#">aggregated-ether-options lacp</a> ], [edit interfaces interface-range <i>name</i> <a href="#">aggregated-ether-options lacp</a> ]
<b>Release Information</b>	Statement introduced before Junos OS Release 7.4. Statement introduced in Junos OS Release 9.0 for EX Series switches.
<b>Description</b>	For aggregated Ethernet interfaces only, configure the interval for periodic transmission of LACP packets.
<b>Options</b>	<p><i>interval</i>—Interval for periodic transmission of LACP packets.</p> <ul style="list-style-type: none"> <li><b>fast</b>—Transmit packets every second.</li> <li><b>slow</b>—Transmit packets every 30 seconds.</li> </ul> <p><b>Default:</b> <b>fast</b></p>
<b>Required Privilege Level</b>	<p>interface—To view this statement in the configuration.</p> <p>interface-control—To add this statement to the configuration.</p>
<b>Related Documentation</b>	<ul style="list-style-type: none"> <li><i>Configuring Aggregated Ethernet LACP</i></li> <li><i>Configuring Aggregated Ethernet LACP (CLI Procedure)</i></li> <li><i>Example: Configuring Aggregated Ethernet High-Speed Uplinks Between an EX4200 Virtual Chassis Access Switch and an EX4200 Virtual Chassis Distribution Switch</i></li> </ul>

## policer (CoS)

---

<b>Syntax</b>	<pre>policer <i>cos-policer-name</i> {     aggregate {         bandwidth-limit <i>bps</i>;         burst-size-limit <i>bytes</i>;     }     premium {         bandwidth-limit <i>bps</i>;         burst-size-limit <i>bytes</i>;     } }</pre>
<b>Hierarchy Level</b>	[edit interfaces <i>interface-name</i> gigether-options <a href="#">ethernet-switch-profile</a> <a href="#">ethernet-policer-profile</a> ]
<b>Release Information</b>	Statement introduced before Junos OS Release 7.4.
<b>Description</b>	For Gigabit Ethernet IQ, Gigabit Ethernet PICs with SFPs (except the 10-port Gigabit Ethernet PIC and the built-in Gigabit Ethernet port on the M7i router), and 100-Gigabit Ethernet Type 5 PIC with CFP, define a CoS policer template to specify the premium bandwidth and burst-size limits, and the aggregate bandwidth and burst-size limits. The premium policer is not supported on MX Series routers or for Gigabit Ethernet interfaces with SFPs (except the 10-port Gigabit Ethernet PIC and the built-in Gigabit Ethernet port on the M7i router).
<b>Options</b>	<p><b><i>cos-policer-name</i></b>—Name of one policer to specify the premium bandwidth and burst-size limits, and the aggregate bandwidth and burst-size limits.</p> <p>The remaining statements are explained separately.</p>
<b>Required Privilege Level</b>	<p>interface—To view this statement in the configuration.</p> <p>interface-control—To add this statement to the configuration.</p>
<b>Related Documentation</b>	<ul style="list-style-type: none"><li>• <i>Configuring Gigabit Ethernet Policers</i></li></ul>

## policer (MAC)

<b>Syntax</b>	<pre> policer {     input <i>cos-policer-name</i>;     output <i>cos-policer-name</i>; } </pre>
<b>Hierarchy Level</b>	<p>[edit interfaces <i>interface-name</i> <b>unit</b> <i>logical-unit-number</i> <b>accept-source-mac</b> <i>mac-address</i> <i>mac-address</i>],</p> <p>[edit logical-systems <i>logical-system-name</i> interfaces <i>interface-name</i> <b>unit</b> <i>logical-unit-number</i> <b>accept-source-mac</b> <i>mac-address</i> <i>mac-address</i>]</p>
<b>Release Information</b>	<p>Statement introduced before Junos OS Release 7.4.</p> <p>Statement introduced in Junos OS Release 12.3R2 for EX Series switches.</p>
<b>Description</b>	<p>For Gigabit Ethernet IQ and Gigabit Ethernet PICs with SFPs (except the 10-port Gigabit Ethernet PIC and the built-in Gigabit Ethernet port on the M7i router), and 100-Gigabit Ethernet Type 5 PIC with CFP, configure MAC policing.</p>
<div>  <p><b>NOTE:</b></p> <p>On MX Series routers with Gigabit Ethernet or Fast Ethernet PICs, the following considerations apply:</p> <ul style="list-style-type: none"> <li>Interface counters do not count the 7-byte preamble and 1-byte frame delimiter in Ethernet frames.</li> <li>In MAC statistics, the frame size includes MAC header and CRC before any VLAN rewrite/imposition rules are applied.</li> <li>In traffic statistics, the frame size encompasses the L2 header without CRC after any VLAN rewrite/imposition rule.</li> </ul> </div>	
<b>Options</b>	<p><b>input <i>cos-policer-name</i></b>—Name of one policer to specify the premium bandwidth and aggregate bandwidth.</p> <p><b>output <i>cos-policer-name</i></b>—Name of one policer to specify the premium bandwidth and aggregate bandwidth.</p>
<b>Required Privilege Level</b>	<p>interface—To view this statement in the configuration.</p> <p>interface-control—To add this statement to the configuration.</p>
<b>Related Documentation</b>	<ul style="list-style-type: none"> <li><i>Configuring MAC Address Filtering</i></li> </ul>

## premium (Output Priority Map)

---


Syntax	<pre>premium {     forwarding-class <i>class-name</i> {         loss-priority (high   low);     } }</pre>
Hierarchy Level	[edit interfaces <i>interface-name</i> gigether-options <a href="#">ethernet-switch-profile</a> <a href="#">ethernet-policer-profile</a> <a href="#">output-priority-map</a> <i>classifier</i> ]
Release Information	Statement introduced before Junos OS Release 7.4.
Description	For Gigabit Ethernet IQ interfaces only, define the classifier for egress premium traffic.  The statements are explained separately.
Required Privilege Level	interface—To view this statement in the configuration. interface-control—To add this statement to the configuration.
Related Documentation	<ul style="list-style-type: none"><li>• <a href="#">Specifying an Output Priority Map</a></li><li>• <a href="#">input-priority-map on page 75</a></li></ul>

## premium (Policer)

---

Syntax	<pre>premium {     bandwidth-limit <i>bps</i>;     burst-size-limit <i>bytes</i>; }</pre>
Hierarchy Level	[edit interfaces <i>interface-name</i> gigether-options <a href="#">ethernet-switch-profile</a> <a href="#">ethernet-policer-profile</a> <a href="#">policer</a> <i>cos-policer-name</i> ]
Release Information	Statement introduced before Junos OS Release 7.4.
Description	Define a policer to apply to nonpremium traffic.  The statements are explained separately.
Required Privilege Level	interface—To view this statement in the configuration. interface-control—To add this statement to the configuration.
Related Documentation	<ul style="list-style-type: none"><li>• <a href="#">Configuring Gigabit Ethernet Policers</a></li><li>• <a href="#">aggregate (Gigabit Ethernet CoS Policer) on page 43</a></li><li>• <a href="#">ieee802.1p on page 72</a></li></ul>

## pop

<b>Syntax</b>	pop;
<b>Hierarchy Level</b>	[edit interfaces <i>interface-name</i> unit <i>logical-unit-number</i> <b>input-vlan-map</b> ], [edit interfaces <i>interface-name</i> unit <i>logical-unit-number</i> <b>output-vlan-map</b> ], [edit logical-systems <i>logical-system-name</i> interfaces <i>interface-name</i> <b>unit logical-unit-number</b> input-vlan-map], [edit logical-systems <i>logical-system-name</i> interfaces <i>interface-name</i> unit <i>logical-unit-number</i> output-vlan-map]
<b>Release Information</b>	Statement introduced before Junos OS Release 7.4. Statement introduced in Junos OS Release 12.3R2 for EX Series switches.
<b>Description</b>	<div>  <p><b>NOTE:</b> On EX4300 switches, <b>pop</b> is not supported at the [edit interfaces <i>interface-name</i> unit <i>logical-unit-number</i> input-vlan-map] hierarchy level.</p> </div> <p>For Gigabit Ethernet IQ, 10-Gigabit Ethernet IQ2, and IQ2-E interfaces; 10-Gigabit Ethernet LAN/WAN PIC; aggregated Ethernet interfaces using Gigabit Ethernet IQ interfaces; 100-Gigabit Ethernet Type 5 PIC with CFP; and Gigabit Ethernet, 10-Gigabit Ethernet, 40-Gigabit Ethernet, and aggregated Ethernet interfaces, specify the VLAN rewrite operation to remove a VLAN tag from the top of the VLAN tag stack. The outer VLAN tag of the frame is removed.</p>
<b>Required Privilege Level</b>	interface—To view this statement in the configuration. interface-control—To add this statement to the configuration.
<b>Related Documentation</b>	<ul style="list-style-type: none"> <li>• <i>Removing a VLAN Tag</i></li> <li>• <i>Configuring Q-in-Q Tunneling (CLI Procedure)</i></li> </ul>

## pop-pop

---

<b>Syntax</b>	pop-pop;
<b>Hierarchy Level</b>	[edit interfaces <i>interface-name</i> unit <i>logical-unit-number</i> <a href="#">input-vlan-map</a> ], [edit interfaces <i>interface-name</i> unit <i>logical-unit-number</i> <a href="#">output-vlan-map</a> ], [edit logical-systems <i>logical-system-name</i> interfaces <i>interface-name</i> unit <i>logical-unit-number</i> <a href="#">input-vlan-map</a> ], [edit logical-systems <i>logical-system-name</i> interfaces <i>interface-name</i> unit <i>logical-unit-number</i> <a href="#">output-vlan-map</a> ]
<b>Release Information</b>	Statement introduced in Junos OS Release 8.1. Statement introduced in Junos OS Release 12.3R2 for EX Series switches.
<b>Description</b>	For Gigabit Ethernet IQ, IQ2 and IQ2-E interfaces, 10-Gigabit Ethernet LAN/WAN PIC, for aggregated Ethernet interfaces using Gigabit Ethernet IQ2 and IQ2-E or 10-Gigabit Ethernet PICs on MX Series routers, and 100-Gigabit Ethernet Type 5 PIC with CFP, and for 10-Gigabit Ethernet SFP interfaces on EX Series switches, specify the VLAN rewrite operation to remove both the outer and inner VLAN tags of the frame.
<b>Required Privilege Level</b>	interface—To view this statement in the configuration. interface-control—To add this statement to the configuration.
<b>Related Documentation</b>	<ul style="list-style-type: none"><li>• <i>Removing the Outer and Inner VLAN Tags</i></li></ul>

## pop-swap


<b>Syntax</b>	pop-swap;
<b>Hierarchy Level</b>	[edit interfaces <i>interface-name</i> unit <i>logical-unit-number</i> <a href="#">input-vlan-map</a> ], [edit interfaces <i>interface-name</i> unit <i>logical-unit-number</i> <a href="#">output-vlan-map</a> ], [edit logical-systems <i>logical-system-name</i> interfaces <i>interface-name</i> unit <i>logical-unit-number</i> <a href="#">input-vlan-map</a> ], [edit logical-systems <i>logical-system-name</i> interfaces <i>interface-name</i> unit <i>logical-unit-number</i> <a href="#">output-vlan-map</a> ]
<b>Release Information</b>	Statement introduced in Junos OS Release 8.1. Statement introduced in Junos OS Release 12.3R2 for EX Series switches.
<b>Description</b>	Specify the VLAN rewrite operation to remove the outer VLAN tag of the frame, and replace the inner VLAN tag of the frame with a user-specified VLAN tag value. The inner tag becomes the outer tag in the final frame.  You can use this statement on Gigabit Ethernet IQ, IQ2, IQ2-E interfaces, 10-Gigabit Ethernet LAN/WAN PIC, on aggregated Ethernet interfaces using Gigabit Ethernet IQ2 and IQ2-E or 10-Gigabit Ethernet PICs on MX Series routers, and 100-Gigabit Ethernet Type 5 PIC with CFP.
<b>Required Privilege Level</b>	interface—To view this statement in the configuration. interface-control—To add this statement to the configuration.
<b>Related Documentation</b>	<ul style="list-style-type: none"> <li>• <i>Removing the Outer VLAN Tag and Rewriting the Inner VLAN Tag</i></li> </ul>

## port-priority

---

<b>Syntax</b>	<code>port-priority <i>priority</i>;</code>
<b>Hierarchy Level</b>	[edit interfaces <i>interface-name</i> <i>gigether-options</i> <a href="#">802.3ad</a> lacp]
<b>Release Information</b>	Statement introduced in Junos OS Release 9.3. Statement introduced in Junos OS Release 11.4 for EX Series switches.
<b>Description</b>	Define LACP port priority at the interface level.
<b>Options</b>	<b><i>priority</i></b> —Priority for being elected to be the active port and both collect and distribute traffic. A smaller value indicates a higher priority for being elected. <b>Range:</b> 1 through 255 <b>Default:</b> 127
<b>Required Privilege Level</b>	interface—To view this statement in the configuration. interface-control—To add this statement to the configuration.
<b>Related Documentation</b>	<ul style="list-style-type: none"><li>• <i>Configuring LACP Link Protection of Aggregated Ethernet Interfaces (CLI Procedure)</i></li><li>• <i>Configuring Aggregated Ethernet LACP</i></li></ul>

## push

<b>Syntax</b>	push;
<b>Hierarchy Level</b>	[edit interfaces <i>interface-name</i> unit <i>logical-unit-number</i> <a href="#">input-vlan-map</a> ], [edit interfaces <i>interface-name</i> unit <i>logical-unit-number</i> <a href="#">output-vlan-map</a> ], [edit logical-systems <i>logical-system-name</i> interfaces <i>interface-name</i> unit <i>logical-unit-number</i> <a href="#">input-vlan-map</a> ], [edit logical-systems <i>logical-system-name</i> interfaces <i>interface-name</i> unit <i>logical-unit-number</i> <a href="#">output-vlan-map</a> ]
<b>Release Information</b>	Statement introduced before Junos OS Release 7.4. Statement introduced in Junos OS Release 12.3R2 for EX Series switches.
<b>Description</b>	<div>  <p><b>NOTE:</b> On EX4300 switches, <b>push</b> is not supported at the [edit interfaces <i>interface-name</i> unit <i>logical-unit-number</i> <a href="#">output-vlan-map</a>] hierarchy level.</p> </div> <p>Specify the VLAN rewrite operation to add a new VLAN tag to the top of the VLAN stack. An outer VLAN tag is pushed in front of the existing VLAN tag.</p> <p>You can use this statement on Gigabit Ethernet IQ and 10-Gigabit Ethernet IQ2 and IQ2-E interfaces; 10-Gigabit Ethernet LAN/WAN PIC; aggregated Ethernet interfaces using Gigabit Ethernet IQ interfaces; 100-Gigabit Ethernet Type 5 PIC with CFP; and Gigabit Ethernet, 10-Gigabit Ethernet, 40-Gigabit Ethernet, and aggregated Ethernet interfaces.</p> <p>If you include the <b>push</b> statement in the configuration, you must also include the <a href="#">pop</a> statement at the [edit interfaces <i>interface-name</i> unit <i>logical-unit-number</i> <a href="#">output-vlan-map</a>] hierarchy level.</p>
<b>Required Privilege Level</b>	interface—To view this statement in the configuration. interface-control—To add this statement to the configuration.
<b>Related Documentation</b>	<ul style="list-style-type: none"> <li>Stacking a VLAN Tag</li> <li>Configuring Q-in-Q Tunneling (CLI Procedure)</li> </ul>

## push-push

---

<b>Syntax</b>	push-push;
<b>Hierarchy Level</b>	[edit interfaces <i>interface-name</i> unit <i>logical-unit-number</i> <a href="#">input-vlan-map</a> ], [edit interfaces <i>interface-name</i> unit <i>logical-unit-number</i> <a href="#">output-vlan-map</a> ], [edit logical-systems <i>logical-system-name</i> interfaces <i>interface-name</i> unit <i>logical-unit-number</i> <a href="#">input-vlan-map</a> ], [edit logical-systems <i>logical-system-name</i> interfaces <i>interface-name</i> unit <i>logical-unit-number</i> <a href="#">output-vlan-map</a> ]
<b>Release Information</b>	Statement introduced in Junos OS Release 8.1. Statement introduced in Junos OS Release 12.3R2 for EX Series switches.
<b>Description</b>	<p>Specify the VLAN rewrite operation to push two VLAN tags in front of the frame.</p> <p>You can use this statement on Gigabit Ethernet IQ, IQ2 and IQ2-E interfaces, 10-Gigabit Ethernet LAN/WAN PIC, on aggregated Ethernet interfaces using Gigabit Ethernet IQ2 and IQ2-E or 10-Gigabit Ethernet PICs on MX Series routers, and 100-Gigabit Ethernet Type 5 PIC with CFP.</p>
<b>Required Privilege Level</b>	interface—To view this statement in the configuration. interface-control—To add this statement to the configuration.
<b>Related Documentation</b>	<ul style="list-style-type: none"><li>• <i>Stacking Two VLAN Tags</i></li></ul>

## revertive

---

<b>Syntax</b>	revertive;
<b>Hierarchy Level</b>	[edit interfaces aeX aggregated-ether-options lacp link-protection]
<b>Release Information</b>	Statement introduced in Junos OS Release 9.3. Statement introduced in Junos OS Release 12.3 for EX Series switches.
<b>Description</b>	Enable the ability to switch to a better priority link (if one is available).



**NOTE:** By default, LACP link protection is revertive. However, you can use this statement to define a specific aggregated Ethernet interface as revertive to override a global non-revertive statement specified at the [edit chassis] hierarchy level.

<b>Required Privilege Level</b>	interface—To view this statement in the configuration. interface-control—To add this statement to the configuration.
<b>Related Documentation</b>	<ul style="list-style-type: none"> <li><i>non-revertive (Chassis)</i></li> <li><i>Configuring LACP Link Protection of Aggregated Ethernet Interfaces (CLI Procedure)</i></li> </ul>

## source-filtering

---

<b>Syntax</b>	(source-filtering   no-source-filtering);
<b>Hierarchy Level</b>	[edit interfaces <i>interface-name</i> <a href="#">aggregated-ether-options</a> ], [edit interfaces <i>interface-name</i> fastether-options], [edit interfaces <i>interface-name</i> <a href="#">gigether-options</a> ]
<b>Release Information</b>	Statement introduced before Junos OS Release 7.4. Statement introduced in Junos OS Release 12.1X48 for PTX Packet Transport Routers.
<b>Description</b>	<p>For aggregated Ethernet, Fast Ethernet, Gigabit Ethernet, and Gigabit Ethernet IQ interfaces only, enable the filtering of MAC source addresses, which blocks all incoming packets to that interface. To allow the interface to receive packets from specific MAC addresses, include the <b>source-address-filter</b> statement.</p> <p>If the remote Ethernet card is changed, the interface is no longer able to receive packets from the new card because it has a different MAC address.</p>
<b>Default</b>	Source address filtering is disabled.
<b>Required Privilege Level</b>	interface—To view this statement in the configuration. interface-control—To add this statement to the configuration.
<b>Related Documentation</b>	<ul style="list-style-type: none"><li>• <i>Enabling Ethernet MAC Address Filtering</i></li><li>• <i>Configuring MAC Filtering on PTX Series Packet Transport Routers</i></li><li>• <a href="#">accept-source-mac on page 39</a></li><li>• <i>source-address-filter</i></li></ul>

---

## stacked-vlan-tagging

---

<b>Syntax</b>	stacked-vlan-tagging;
<b>Hierarchy Level</b>	[edit interfaces <i>interface-name</i> ]
<b>Release Information</b>	Statement introduced before Junos OS Release 7.4. Statement introduced in Junos OS Release 12.2 for ACX Series Universal Access Routers.
<b>Description</b>	<p>For Gigabit Ethernet IQ interfaces, Gigabit Ethernet, 10-Gigabit Ethernet LAN/WAN PIC, and 100-Gigabit Ethernet Type 5 PIC with CFP, enable stacked VLAN tagging for all logical interfaces on the physical interface.</p> <p>For pseudowire subscriber interfaces, enable stacked VLAN tagging for logical interfaces on the pseudowire service.</p>
<b>Required Privilege Level</b>	interface—To view this statement in the configuration. interface-control—To add this statement to the configuration.
<b>Related Documentation</b>	<ul style="list-style-type: none"><li>• <i>Stacking and Rewriting Gigabit Ethernet VLAN Tags Overview</i></li><li>• <a href="#">vlan-tags (Stacked VLAN Tags) on page 145</a></li></ul>

## swap

---

<b>Syntax</b>	swap;
<b>Hierarchy Level</b>	[edit interfaces <i>interface-name</i> unit <i>logical-unit-number</i> <a href="#">input-vlan-map</a> ], [edit interfaces <i>interface-name</i> unit <i>logical-unit-number</i> <a href="#">output-vlan-map</a> ], [edit logical-systems <i>logical-system-name</i> interfaces <i>interface-name</i> unit <i>logical-unit-number</i> <a href="#">input-vlan-map</a> ], [edit logical-systems <i>logical-system-name</i> interfaces <i>interface-name</i> unit <i>logical-unit-number</i> <a href="#">output-vlan-map</a> ]
<b>Release Information</b>	Statement introduced before Junos OS Release 7.4. Statement introduced in Junos OS Release 12.3R2 for EX Series switches.
<b>Description</b>	<p>Specify the VLAN rewrite operation to replace a VLAN tag. The outer VLAN tag of the frame is overwritten with the user-specified VLAN tag information.</p> <p>On MX Series routers, you can enter this statement on Gigabit Ethernet IQ and 10-Gigabit Ethernet IQ2 and IQ2-E interfaces, 10-Gigabit Ethernet LAN/WAN PIC, aggregated Ethernet using Gigabit Ethernet IQ interfaces, and 100-Gigabit Ethernet Type 5 PIC with CFP. On EX Series switches, you can enter this statement on Gigabit Ethernet, 10-Gigabit Ethernet, 40-Gigabit Ethernet, and aggregated Ethernet interfaces.</p>
<b>Required Privilege Level</b>	interface—To view this statement in the configuration. interface-control—To add this statement to the configuration.
<b>Related Documentation</b>	<ul style="list-style-type: none"><li>• <i>Rewriting the VLAN Tag on Tagged Frames</i></li><li>• <i>Configuring Q-in-Q Tunneling (CLI Procedure)</i></li></ul>

## swap-by-poppush

---

<b>Syntax</b>	swap-by-poppush;
<b>Hierarchy Level</b>	[edit interfaces <i>interface-name</i> unit <i>logical-unit-number</i> ]
<b>Release Information</b>	Statement introduced in Junos OS Release 11.2
<b>Description</b>	For Gigabit Ethernet IQ and 10-Gigabit Ethernet IQ2 and IQ2-E interfaces, 10-Gigabit Ethernet LAN/WAN PIC, and aggregated Ethernet using Gigabit Ethernet IQ interfaces, specify the VLAN rewrite operation to replace a VLAN tag. Pop original tag, then push an entirely new tag. The swap operation is performed as pop followed by push.
<b>Required Privilege Level</b>	interface—To view this statement in the configuration. interface-control—To add this statement to the configuration.

## swap-push

<b>Syntax</b>	swap-push;
<b>Hierarchy Level</b>	[edit interfaces <i>interface-name</i> unit <i>logical-unit-number</i> <b>input-vlan-map</b> ], [edit interfaces <i>interface-name</i> unit <i>logical-unit-number</i> <b>output-vlan-map</b> ], [edit logical-systems <i>logical-system-name</i> interfaces <i>interface-name</i> unit <i>logical-unit-number</i> <b>input-vlan-map</b> ], [edit logical-systems <i>logical-system-name</i> interfaces <i>interface-name</i> unit <i>logical-unit-number</i> <b>output-vlan-map</b> ]
<b>Release Information</b>	Statement introduced in Junos OS Release 8.1. Statement introduced in Junos OS Release 12.3R2 for EX Series switches.
<b>Description</b>	Specify the VLAN rewrite operation to replace the outer VLAN tag of the frame with a user-specified VLAN tag value. A user-specified outer VLAN tag is pushed in front. The outer tag becomes an inner tag in the final frame.  You can use this statement on Gigabit Ethernet IQ, IQ2 and IQ2-E interfaces, 10-Gigabit Ethernet LAN/WAN PIC, and for aggregated Ethernet interfaces using Gigabit Ethernet IQ2 and IQ2-E or 10-Gigabit Ethernet PICs on MX Series routers, and 100-Gigabit Ethernet Type 5 PIC with CFP.
<b>Required Privilege Level</b>	interface—To view this statement in the configuration. interface-control—To add this statement to the configuration.
<b>Related Documentation</b>	<ul style="list-style-type: none"> <li>• <i>Rewriting a VLAN Tag and Adding a New Tag</i></li> </ul>

## swap-swap

---

<b>Syntax</b>	swap-swap;
<b>Hierarchy Level</b>	[edit interfaces <i>interface-name</i> unit <i>logical-unit-number</i> <a href="#">input-vlan-map</a> ], [edit interfaces <i>interface-name</i> unit <i>logical-unit-number</i> <a href="#">output-vlan-map</a> ], [edit logical-systems <i>logical-system-name</i> interfaces <i>interface-name</i> unit <i>logical-unit-number</i> <a href="#">input-vlan-map</a> ], [edit logical-systems <i>logical-system-name</i> interfaces <i>interface-name</i> unit <i>logical-unit-number</i> <a href="#">output-vlan-map</a> ]
<b>Release Information</b>	Statement introduced in Junos OS Release 8.1. Statement introduced in Junos OS Release 12.3R2 for EX Series switches.
<b>Description</b>	<p>Specify the VLAN rewrite operation to replace both the inner and the outer VLAN tags of the frame with a user-specified VLAN tag value.</p> <p>You can use this statement on Gigabit Ethernet IQ, IQ2 and IQ2-E interfaces, 10-Gigabit Ethernet LAN/WAN PIC, for aggregated Ethernet interfaces using Gigabit Ethernet IQ2 and IQ2-E or 10-Gigabit Ethernet PICs on MX Series routers, and for 100-Gigabit Ethernet Type 5 PIC with CFP.</p>
<b>Required Privilege Level</b>	interface—To view this statement in the configuration. interface-control—To add this statement to the configuration.
<b>Related Documentation</b>	<ul style="list-style-type: none"><li>• <i>Rewriting the Inner and Outer VLAN Tags</i></li></ul>

## system-id

---

<b>Syntax</b>	system-id <i>system-id</i> ;
<b>Hierarchy Level</b>	[edit interfaces aeX aggregated-ether-options lacp]
<b>Release Information</b>	Statement introduced in Junos OS Release 12.2R1
<b>Description</b>	<p>Define the LACP system identifier at the aggregated Ethernet interface level.</p> <p>The user-defined system identifier in LACP enables two ports from two separate routers (M Series or MX Series routers) to act as though they were part of the same aggregate group.</p> <p>The system identifier is a 48-bit (6-byte) globally unique field. It is used in combination with a 16-bit system-priority value, which results in a unique LACP system identifier.</p>
<b>Required Privilege Level</b>	interface—To view this statement in the configuration. interface-control—To add this statement to the configuration.
<b>Related Documentation</b>	<ul style="list-style-type: none"><li>• <i>Configuring Aggregated Ethernet LACP</i></li></ul>

## system-priority

<b>Syntax</b>	<code>system-priority <i>priority</i>;</code>
<b>Hierarchy Level</b>	[edit interfaces aeX aggregated-ether-options lacp]
<b>Release Information</b>	Statement introduced in Junos OS Release 9.3. Statement introduced in Junos OS Release 11.4 for EX Series switches.
<b>Description</b>	<p>Define LACP system priority at the aggregated Ethernet interface level. This system priority value takes precedence over a system priority value configured at the global <b>[edit chassis]</b> hierarchy level.</p> <p>The device with the lower system priority value determines which links between LACP partner devices are active and which are in standby for each LACP group. The device on the controlling end of the link uses port priorities to determine which ports are bundled into the aggregated bundle and which ports are put in standby mode. Port priorities on the other device (the noncontrolling end of the link) are ignored. In priority comparisons, numerically lower values have higher priority. Therefore, the system with the numerically lower value (higher priority value) for LACP system priority becomes the controlling system. If both devices have the same LACP system priority (for example, they are both configured with the default setting of 127), the device MAC address determines which switch is in control.</p>
<b>Options</b>	<p><b>priority</b>—Priority for the aggregated Ethernet system. A smaller value indicates a higher priority.</p> <p><b>Range:</b> 0 through 65535</p> <p><b>Default:</b> 127</p>
<b>Required Privilege Level</b>	<p>interface—To view this statement in the configuration.</p> <p>interface-control—To add this statement to the configuration.</p>
<b>Related Documentation</b>	<ul style="list-style-type: none"> <li>• <i>Configuring LACP Link Protection of Aggregated Ethernet Interfaces (CLI Procedure)</i></li> </ul>

## tag-protocol-id (TPIDs Expected to Be Sent or Received)

---

<b>Syntax</b>	<code>tag-protocol-id [tpids];</code>
<b>Hierarchy Level</b>	[edit interfaces <i>interface-name</i> gigether-options <a href="#">ethernet-switch-profile</a> ], [edit interfaces <i>interface-name</i> <a href="#">aggregated-ether-options</a> <a href="#">ethernet-switch-profile</a> ], [edit interfaces <i>interface-name</i> aggregated-ether-options <a href="#">ethernet-switch-profile</a> ], [edit interfaces <i>interface-name</i> ether-options <a href="#">ethernet-switch-profile</a> ]
<b>Release Information</b>	Statement introduced before Junos OS Release 7.4. Statement introduced in Junos OS Release 12.2 for ACX Series Universal Access Routers. Statement introduced in Junos OS Release 13.2X50-D15 for EX Series switches.
<b>Description</b>	<p>For Gigabit Ethernet IQ and 10-Gigabit Ethernet IQ2 and IQ2-E interfaces, aggregated Ethernet with Gigabit Ethernet IQ interfaces, and Gigabit Ethernet PICs with SFPs (except the 10-port Gigabit Ethernet PIC, and the built-in Gigabit Ethernet port on the M7i router), define the TPIDs expected to be sent or received on a particular VLAN. For each Gigabit Ethernet port, you can configure up to eight TPIDs using the <b>tag-protocol-id</b> statement; but only the first four TPIDs are supported on IQ2 and IQ2-E interfaces.</p> <p>For 10-Gigabit Ethernet LAN/WAN PIC interfaces on T Series routers only the default TPID value (<b>0x8100</b>) is supported.</p> <p>For Gigabit Ethernet, 10-Gigabit Ethernet, 40-Gigabit Ethernet, and aggregated Ethernet interfaces on EX Series switches, define the TPIDs expected to be sent or received on a particular VLAN. The default TPID value is <b>0x8100</b>. Other supported values are <b>0x88a8</b>, <b>0x9100</b>, and <b>0x9200</b>.</p>
<b>Options</b>	<b>tpids</b> —TPIDs to be accepted on the VLAN. Specify TPIDs in hexadecimal.
<b>Required Privilege Level</b>	interface—To view this statement in the configuration. interface-control—To add this statement to the configuration.
<b>Related Documentation</b>	<ul style="list-style-type: none"><li><i>Configuring Frames with Particular TPIDs to Be Processed as Tagged Frames</i></li><li><i>Configuring Q-in-Q Tunneling (CLI Procedure)</i></li></ul>

## tag-protocol-id (TPID to Rewrite)

<b>Syntax</b>	<code>tag-protocol-id <i>tpid</i>;</code>
<b>Hierarchy Level</b>	<p>[edit interfaces <i>interface-name</i> unit <i>logical-unit-number</i> <a href="#">input-vlan-map</a>],</p> <p>[edit interfaces <i>interface-name</i> unit <i>logical-unit-number</i> <a href="#">output-vlan-map</a>],</p> <p>[edit logical-systems <i>logical-system-name</i> interfaces <i>interface-name</i> unit <i>logical-unit-number</i> <a href="#">input-vlan-map</a>],</p> <p>[edit logical-systems <i>logical-system-name</i> interfaces <i>interface-name</i> unit <i>logical-unit-number</i> <a href="#">output-vlan-map</a>]</p>
<b>Release Information</b>	<p>Statement introduced before Junos OS Release 7.4.</p> <p>Statement introduced in Junos OS Release 12.3R2 for EX Series switches.</p>
<b>Description</b>	<p>For Gigabit Ethernet IQ and 10-Gigabit Ethernet IQ2 and IQ2-E interfaces only, configure the outer TPID value. All TPIDs you include in input and output VLAN maps must be among those you specify at the [edit interfaces <i>interface-name</i> <a href="#">gigether-options ethernet-switch-profile tag-protocol-id [ <i>tpids</i> ]</a>] hierarchy level.</p> <p>For 10-Gigabit Ethernet LAN/WAN PIC interfaces on T Series routers the default TPID value (<b>0x8100</b>) is supported.</p>
<b>Default</b>	If the <code>tag-protocol-id</code> statement is not configured, the TPID value is 0x8100.
<b>Required Privilege Level</b>	<p>interface—To view this statement in the configuration.</p> <p>interface-control—To add this statement to the configuration.</p>
<b>Related Documentation</b>	<ul style="list-style-type: none"> <li><a href="#">Configuring Inner and Outer TPIDs and VLAN IDs</a></li> </ul>

## traceoptions (LACP)

---

<b>Syntax</b>	<pre>traceoptions {     file &lt;filename&gt; &lt;files number&gt; &lt;size size&gt; &lt;world-readable   no-world-readable&gt;;     flag flag;     no-remote-trace; } fast-hello-issu</pre>
<b>Hierarchy Level</b>	[edit protocols lacp]
<b>Release Information</b>	Statement introduced in Junos OS Release 7.6.
<b>Description</b>	Define tracing operations for the LACP protocol.
<b>Default</b>	If you do not include this statement, no LACP protocol tracing operations are performed.
<b>Options</b>	<p><b>disable</b>—(Optional) Disable the tracing operation. You can use this option to disable a single operation when you have defined a broad group of tracing operations, such as <b>all</b>.</p> <p><b>filename</b>—Name of the file to receive the output of the tracing operation. Enclose the name within quotation marks. All files are placed in the directory <b>/var/log</b>. By default, interface process tracing output is placed in the file <b>lacpd</b>.</p> <p><b>files number</b>—(Optional) Maximum number of trace files. When a trace file named <b>trace-file</b> reaches its maximum size, it is renamed <b>trace-file.0</b>, then <b>trace-file.1</b>, and so on, until the maximum number of trace files is reached. Then the oldest trace file is overwritten.</p> <p>If you specify a maximum number of files, you also must specify a maximum file size with the <b>size</b> option.</p> <p><b>Range:</b> 2 through 1000</p> <p><b>Default:</b> 3 files</p> <p><b>flag</b>—Tracing operation to perform. To specify more than one tracing operation, include multiple <b>flag</b> statements. You can include the following flags:</p> <ul style="list-style-type: none"><li>• <b>all</b>—All LACP tracing operations</li><li>• <b>configuration</b>—Configuration code</li><li>• <b>packet</b>—Packets sent and received</li><li>• <b>process</b>—LACP process events</li><li>• <b>protocol</b>—LACP protocol state machine</li><li>• <b>routing-socket</b>—Routing socket events</li><li>• <b>startup</b>—Process startup events</li></ul> <p><b>no-world-readable</b>—(Optional) Prevent any user from reading the log file.</p>

**size size**—(Optional) Maximum size of each trace file, in kilobytes (KB), megabytes (MB), or gigabytes (GB). When a trace file named **trace-file** reaches this size, it is renamed **trace-file.0**. When the **trace-file** again reaches its maximum size, **trace-file.0** is renamed **trace-file.1** and **trace-file** is renamed **trace-file.0**. This renaming scheme continues until the maximum number of trace files is reached. Then the oldest trace file is overwritten.

If you specify a maximum file size, you also must specify a maximum number of trace files with the **files** option:

**Syntax:** **xk** to specify kilobytes, **xm** to specify megabytes, or **xg** to specify gigabytes

**Range:** 10 KB through the maximum file size supported on your router

**Default:** 1 MB

**world-readable**—(Optional) Allow any user to read the log file.

<b>Required Privilege Level</b>	interface—To view this statement in the configuration.
	interface-control—To add this statement to the configuration.
<b>Related Documentation</b>	<ul style="list-style-type: none"><li>• <i>Tracing LACP Operations</i></li></ul>

## unit

---

```
Syntax  unit logical-unit-number {  
    accept-source-mac {  
        mac-address mac-address {  
            policer {  
                input cos-policer-name;  
                output cos-policer-name;  
            }  
        }  
    }  
    accounting-profile name;  
    advisory-options {  
        downstream-rate rate;  
        upstream-rate rate;  
    }  
    allow-any-vci;  
    atm-scheduler-map (map-name | default);  
    backup-options {  
        interface interface-name;  
    }  
    bandwidth rate;  
    cell-bundle-size cells;  
    clear-dont-fragment-bit;  
    compression {  
        rtp {  
            maximum-contexts number <force>;  
            f-max-period number;  
            queues [queue-numbers];  
            port {  
                minimum port-number;  
                maximum port-number;  
            }  
        }  
    }  
    compression-device interface-name;  
    copy-tos-to-outer-ip-header;  
    demux-destination family;  
    demux-source family;  
    demux-options {  
        underlying-interface interface-name;  
    }  
    description text;  
    interface {  
        l2tp-interface-id name;  
        (dedicated | shared);  
    }  
    dialer-options {  
        activation-delay seconds;  
        callback;  
        callback-wait-period time;  
        deactivation-delay seconds;  
        dial-string [dial-string-numbers];  
        idle-timeout seconds;
```

```

incoming-map {
  caller caller-id | accept-all;
  initial-route-check seconds;
  load-interval seconds;
  load-threshold percent;
  pool pool-name;
  redial-delay time;
  watch-list {
    [routes];
  }
}
}
disable;
disable-mlppp-inner-ppp-pfc;
dlci dlci-identifier;
drop-timeout milliseconds;
dynamic-call-admission-control {
  activation-priority priority;
  bearer-bandwidth-limit kilobits-per-second;
}
encapsulation type;
epd-threshold cells plp1 cells;
family family-name {
  ... the family subhierarchy appears after the main [edit interfaces interface-name unit
    logical-unit-number] hierarchy ...
}
fragment-threshold bytes;
inner-vlan-id-range start start-id end end-id;
input-vlan-map {
  (pop | pop-pop | pop-swap | push | push-push | swap |
  swap-push | swap-swap);
  inner-tag-protocol-id tpid;
  inner-vlan-id number;
  tag-protocol-id tpid;
  vlan-id number;
}
interleave-fragments;
inverse-arp;
layer2-policer {
  input-policer policer-name;
  input-three-color policer-name;
  output-policer policer-name;
  output-three-color policer-name;
}
link-layer-overhead percent;
minimum-links number;
mrru bytes;
multicast-dlci dlci-identifier;
multicast-vci vpi-identifier.vci-identifier;
multilink-max-classes number;
multipoint;
oam-liveness {
  up-count cells;
  down-count cells;
}
oam-period (disable | seconds);

```

```
output-vlan-map {
  (pop | pop-pop | pop-swap | push | push-push | swap |
  swap-push | swap-swap);
  inner-tag-protocol-id tpid;
  inner-vlan-id number;
  tag-protocol-id tpid;
  vlan-id number;
}
passive-monitor-mode;
peer-unit unit-number;
plp-to-clp;
point-to-point;
ppp-options {
  chap {
    access-profile name;
    default-chap-secret name;
    local-name name;
    passive;
  }
  compression {
    acfc;
    pfc;
  }
  dynamic-profile profile-name;
  lcp-restart-timer milliseconds;
  loopback-clear-timer seconds;
  ncp-restart-timer milliseconds;
  pap {
    access-profile name;
    default-pap-password password;
    local-name name;
    local-password password;
    passive;
  }
}
pppoe-options {
  access-concentrator name;
  auto-reconnect seconds;
  (client | server);
  service-name name;
  underlying-interface interface-name;
}
pppoe-underlying-options {
  access-concentrator name;
  direct-connect;
  dynamic-profile profile-name;
  max-sessions number;
}
proxy-arp;
service-domain (inside | outside);
shaping {
  (cbr rate | rtvbr peak rate sustained rate burst length | vbr peak rate sustained rate burst
  length);
  queue-length number;
}
short-sequence;
```

```

targeted-distribution;
transmit-weight number;
(traps | no-traps);
trunk-bandwidth rate;
trunk-id number;
tunnel {
    backup-destination address;
    destination address;
    key number;
    routing-instance {
        destination routing-instance-name;
    }
    source source-address;
    ttl number;
}
vci vpi-identifier.vci-identifier;
vci-range start start-vci end end-vci;
vpi vpi-identifier;
vlan-id number;
vlan-id-range number-number;
vlan-tags inner tpid.vlan-id outer tpid.vlan-id;
family family {
    accounting {
        destination-class-usage;
        source-class-usage {
            (input | output | input output);
        }
    }
}
access-concentrator name;
address address {
    ... the address subhierarchy appears after the main [edit interfaces interface-name unit
    logical-unit-number family family-name] hierarchy ...
}
bundle interface-name;
core-facing;
demux-destination {
    destination-prefix;
}
demux-source {
    source-prefix;
}
direct-connect;
duplicate-protection;
dynamic-profile profile-name;
filter {
    group filter-group-number;
    input filter-name;
    input-list [filter-names];
    output filter-name;
    output-list [filter-names];
}
interface-mode (access | trunk);
ipsec-sa sa-name;
keep-address-and-control;
mac-validate (loose | strict);
max-sessions number;

```

```
mtu bytes;  
multicast-only;  
no-redirects;  
policer {  
    arp policer-template-name;  
    input policer-template-name;  
    output policer-template-name;  
}  
primary;  
protocols [inet iso mpls];  
proxy inet-address address;  
receive-options-packets;  
receive-ttl-exceeded;  
remote (inet-address address | mac-address address);  
rpf-check {  
    fail-filter filter-name  
    mode loose;  
}  
sampling {  
    input;  
    output;  
}  
service {  
    input {  
        post-service-filter filter-name;  
        service-set service-set-name <service-filter filter-name>;  
    }  
    output {  
        service-set service-set-name <service-filter filter-name>;  
    }  
}  
service-name-table table-name  
(translate-discard-eligible | no-translate-discard-eligible);  
(translate-fecn-and-becn | no-translate-fecn-and-becn);  
translate-plp-control-word-de;  
unnumbered-address interface-name destination address destination-profile profile-name;  
vlan-id number;  
vlan-id-list [number number-number];  
address address {  
    arp ip-address (mac | multicast-mac) mac-address <publish>;  
    broadcast address;  
    destination address;  
    destination-profile name;  
    eui-64;  
    master-only;  
    multipoint-destination address {  
        dlci dlci-identifier;  
        epd-threshold cells <plp1 cells>;  
        inverse-arp;  
        oam-liveness {  
            up-count cells;  
            down-count cells;  
        }  
        oam-period (disable | seconds);  
        shaping {
```

```

        (cbr rate | rtvbr burst length peak rate sustained rate | vbr burst length peak rate
         sustained rate);
        queue-length number;
    }
    vci vpi-identifier.vci-identifier;
}
preferred;
primary;
(vrrp-group | vrrp-inet6-group) group-number {
    (accept-data | no-accept-data);
    advertise-interval seconds;
    authentication-type authentication;
    authentication-key key;
    fast-interval milliseconds;
    (preempt | no-preempt) {
        hold-time seconds;
    }
    priority number;
    track {
        interface interface-name {
            bandwidth-threshold bits-per-second priority-cost number;
        }
        priority-hold-time seconds;
        route ip-address/prefix-length routing-instance instance-name priority-cost cost;
    }
    virtual-address [addresses];
    virtual-link-local-address ipv6-address;
    vrrp-inherit-from {
        active-interface interface-name;
        active-group group-number;
    }
}
}
}
}

```

**Hierarchy Level** [edit interfaces *interface-name*],  
[edit logical-systems *logical-system-name* interfaces *interface-name*],  
[edit interfaces interface-set *interface-set-name* interface *interface-name*]

**Release Information** Statement introduced before Junos OS Release 7.4.

**Description** Configure a logical interface on the physical device. You must configure a logical interface to be able to use the physical device.

**Options** *logical-unit-number*—Number of the logical unit.  
**Range:** 0 through 1,073,741,823 for demux and PPPoE static interfaces. 0 through 16,385 for all other static interface types.

The remaining statements are explained separately.

**Required Privilege Level** interface—To view this statement in the configuration.  
interface-control—To add this statement to the configuration.

- Related Documentation**
- *Configuring Logical Interface Properties*
  - *Junos OS Services Interfaces Library for Routing Devices*

---

## vlan-id (VLAN ID to Be Bound to a Logical Interface)

---

<b>Syntax</b>	<code>vlan-id <i>number</i>;</code>
<b>Hierarchy Level</b>	[edit interfaces <i>interface-name</i> unit <i>logical-unit-number</i> ], [edit logical-systems <i>logical-system-name</i> interfaces <i>interface-name</i> unit <i>logical-unit-number</i> ]
<b>Release Information</b>	Statement introduced before Junos OS Release 7.4.
<b>Description</b>	For Fast Ethernet, Gigabit Ethernet, and Aggregated Ethernet interfaces only, bind a 802.1Q VLAN tag ID to a logical interface.
<b>Options</b>	<p><i>number</i>—A valid VLAN identifier.</p> <p><b>Range:</b> For aggregated Ethernet, 4-port, 8-port, and 12-port Fast Ethernet PICs, and for management and internal Ethernet interfaces, 1 through 1023.</p> <p>For 48-port Fast Ethernet and Gigabit Ethernet PICs, 1 through 4094.</p> <p>VLAN ID 0 is reserved for tagging the priority of frames.</p>
<b>Required Privilege Level</b>	interface—To view this statement in the configuration. interface-control—To add this statement to the configuration.
<b>Related Documentation</b>	<ul style="list-style-type: none"><li>• <i>Configuring Mixed Tagging</i></li></ul>

## vlan-id (VLAN ID to Rewrite)

<b>Syntax</b>	<code>vlan-id number;</code>
<b>Hierarchy Level</b>	<p>[edit interfaces <i>interface-name</i> unit <i>logical-unit-number</i> <b>input-vlan-map</b>],  [edit interfaces <i>interface-name</i> unit <i>logical-unit-number</i> <b>output-vlan-map</b>],  [edit logical-systems <i>logical-system-name</i> interfaces <i>interface-name</i> unit <i>logical-unit-number</i> <b>input-vlan-map</b>],  [edit logical-systems <i>logical-system-name</i> interfaces <i>interface-name</i> unit <i>logical-unit-number</i> <b>output-vlan-map</b>]</p>
<b>Release Information</b>	<p>Statement introduced before Junos OS Release 7.4.</p> <p>Statement introduced in Junos OS Release 12.3R2 for EX Series switches.</p>
<b>Description</b>	<p>For Gigabit Ethernet IQ and 10-Gigabit Ethernet IQ2, 10-Gigabit Ethernet LAN/WAN PIC, and IQ2-E interfaces and aggregated Ethernet using Gigabit Ethernet IQ interfaces, specify the line VLAN identifiers to be rewritten at the input or output interface.</p> <p>You cannot include the <b>vlan-id</b> statement with the <b>swap</b> statement, <b>swap-push</b> statement, <b>push-push</b> statement, or <b>push-swap</b> statement at the [edit interfaces <i>interface-name</i> unit <i>logical-unit-number</i> <b>output-vlan-map</b>] hierarchy level. If you include any of those statements in the output VLAN map, the VLAN ID in the outgoing frame is rewritten to the <b>vlan-id</b> statement that you include at the [edit interfaces <i>interface-name</i> unit <i>logical-unit-number</i>] hierarchy level.</p>
<b>Required Privilege Level</b>	<p>interface—To view this statement in the configuration.</p> <p>interface-control—To add this statement to the configuration.</p>
<b>Related Documentation</b>	<ul style="list-style-type: none"> <li>• <i>Rewriting the VLAN Tag on Tagged Frames</i></li> <li>• <i>Binding VLAN IDs to Logical Interfaces</i></li> </ul>

## vlan-id-list (Ethernet VLAN Circuit)

<b>Syntax</b>	<code>vlan-id-list [vlan-id vlan-id–vlan-id];</code>
<b>Hierarchy Level</b>	[edit interfaces <i>interface-name</i> unit <i>logical-unit-number</i> ], [edit logical-systems <i>logical-system-name</i> interfaces <i>interface-name</i> unit <i>logical-unit-number</i> ]
<b>Release Information</b>	Statement introduced in Junos OS Release 9.5.
<b>Description</b>	Binds a single-tag logical interface to a list of VLAN IDs. Configures a logical interface to receive and forward any tag frame whose VLAN ID tag matches the list of VLAN IDs you specify.



### NOTE:

When you create a circuit cross-connect (CCC) using VLAN-bundled single-tag logical interfaces on Layer 2 VPN routing instances, the circuit automatically uses ethernet encapsulation. For Layer 2 VPN, you need to include the `encapsulation-type` statement and specify the value `ethernet` at either of the following hierarchy levels:

- [edit routing-instances *routing-instance-name* protocols l2vpn]
- [edit logical-systems *logical-system-name* routing-instances *routing-instance-name* protocols l2vpn]

For more information about the `encapsulation-type` configuration statement and the Layer 2 encapsulation types `ethernet` and `ethernet-vlan`, see the *Junos OS VPNs Library for Routing Devices*.

<b>Options</b>	[ <i>vlan-id vlan-id–vlan-id</i> ]—A list of valid VLAN ID numbers. Specify the VLAN IDs individually by using a space to separate each ID, as an inclusive list by separating the starting VLAN ID and ending VLAN ID with a hyphen, or as a combination of both. <b>Range:</b> 1 through 4094. VLAN ID 0 is reserved for tagging the priority of frames.
----------------	---



**NOTE:** Configuring `vlan-id-list` with the entire `vlan-id` range is an unnecessary waste of system resources and is not best practice. It should be used only when a subset of VLAN IDs (not the entire range) needs to be associated with a logical interface. If you specify the entire range (1-4094), it has the same result as not specifying a range; however, it consumes PFE resources such as VLAN lookup tables entries, and so on.

The following examples illustrate this further:

```
[edit interfaces interface-name]
vlan-tagging;
unit number {
```

```

        vlan-id-range 1-4094;
    }

    [edit interfaces interface-name]
    unit 0;

```

<b>Required Privilege Level</b>	interface—To view this statement in the configuration. interface-control—To add this statement to the configuration.
<b>Related Documentation</b>	<ul style="list-style-type: none"> <li>• <i>Binding VLAN IDs to Logical Interfaces</i></li> <li>• <a href="#">encapsulation (Logical Interface) on page 50</a></li> <li>• <a href="#">encapsulation (Physical Interface) on page 54</a></li> <li>• encapsulation-type (Layer 2 VPN routing instance), see the <i>Junos OS VPNs Library for Routing Devices</i></li> <li>• <a href="#">flexible-vlan-tagging on page 69</a></li> <li>• <a href="#">vlan-tagging on page 141</a></li> <li>• <a href="#">vlan-tags (Dual-Tagged Logical Interface) on page 143</a></li> </ul>

## vlan-id-list (Interface in Bridge Domain)

<b>Syntax</b>	<code>vlan-id-list [ <i>number number-number</i> ];</code>
<b>Hierarchy Level</b>	[edit interfaces <i>interface-name</i> unit <i>logical-unit-number</i> family bridge], [edit logical-systems <i>logical-system-name</i> interfaces <i>interface-name</i> unit <i>logical-unit-number</i> family bridge]
<b>Release Information</b>	Statement introduced in Junos OS Release 9.2.
<b>Description</b>	Configure a logical interface to forward packets and learn MAC addresses within each bridge domain configured with a VLAN ID that matches a VLAN ID specified in the list. VLAN IDs can be entered individually using a space to separate each ID, entered as an inclusive list separating the starting VLAN ID and ending VLAN ID with a hyphen, or a combination of both.
<b>Options</b>	<i>number number</i> —Individual VLAN IDs separated by a space.  <i>number-number</i> —Starting VLAN ID and ending VLAN ID in an inclusive range. <b>Range:</b> 1 through 4095
<b>Required Privilege Level</b>	interface—To view this statement in the configuration. interface-control—To add this statement to the configuration.
<b>Related Documentation</b>	<ul style="list-style-type: none"> <li>• <i>Configuring a Logical Interface for Trunk Mode</i></li> <li>• <i>Configuring the VLAN ID List for a Trunk Interface</i></li> </ul>

## vlan-id-range

---

<b>Syntax</b>	<code>vlan-id-range <i>vlan-id-vlan-id</i></code>
<b>Hierarchy Level</b>	[edit interfaces <i>interface-name</i> unit <i>logical-unit-number</i> ], [edit logical-systems <i>logical-system-name</i> interfaces <i>interface-name</i> unit <i>logical-unit-number</i> ]
<b>Release Information</b>	Statement introduced in Junos OS Release 8.4. Statement introduced in Junos OS Release 12.3R2 for EX Series switches.
<b>Description</b>	Bind a range of VLAN IDs to a logical interface.
<b>Options</b>	<b>number</b> —The first number is the lowest VLAN ID in the range the second number is the highest VLAN ID in the range. <b>Range:</b> 1 through 4094



**NOTE:** Configuring `vlan-id-range` with the entire `vlan-id` range is an unnecessary waste of system resources and is not best practice. It should be used only when a subset of VLAN IDs (not the entire range) needs to be associated with a logical interface. If you specify the entire range (1-4094), it has the same result as not specifying a range; however, it consumes PFE resources such as VLAN lookup tables entries, and so on.

The following examples illustrate this further:

```
[edit interfaces interface-name]  
vlan-tagging;  
unit number {  
    vlan-id-range 1-4094;  
}  
  
[edit interfaces interface-name]  
unit 0;
```

---

VLAN ID 0 is reserved for tagging the priority of frames.

<b>Required Privilege Level</b>	interface—To view this statement in the configuration. interface-control—To add this statement to the configuration.
<b>Related Documentation</b>	<ul style="list-style-type: none"><li>• <i>Binding a Range of VLAN IDs to a Logical Interface</i></li></ul>

## vlan-tagging

<b>Syntax</b>	vlan-tagging;
<b>Hierarchy Level</b>	[edit interfaces <i>interface-name</i> ], [edit logical-systems <i>logical-system-name</i> interfaces <i>interface-name</i> ]
<b>Release Information</b>	Statement introduced before Junos OS Release 7.4. Statement introduced in Junos OS Release 9.0 for EX Series switches. Statement introduced in Junos OS Release 12.2 for ACX Series Universal Access Routers. Statement introduced in Junos OS Release 13.2 for PTX Series Routers.
<b>Description</b>	For Fast Ethernet and Gigabit Ethernet interfaces, aggregated Ethernet interfaces configured for VPLS, and pseudowire subscriber interfaces, enable the reception and transmission of 802.1Q VLAN-tagged frames on the interface.
<b>Required Privilege Level</b>	interface—To view this statement in the configuration. interface-control—To add this statement to the configuration.
<b>Related Documentation</b>	<ul style="list-style-type: none"> <li>• <i>Example: Configuring Layer 3 Subinterfaces for a Distribution Switch and an Access Switch</i></li> <li>• <i>Example: Configuring BGP Autodiscovery for LDP VPLS</i></li> <li>• <i>Configuring a Layer 3 Subinterface (CLI Procedure)</i></li> <li>• <i>Configuring Tagged Aggregated Ethernet Interfaces</i></li> <li>• <i>Configuring Interfaces for VPLS Routing</i></li> <li>• <i>Enabling VLAN Tagging</i></li> <li>• <i>802.1Q VLANs Overview</i></li> <li>• <i>vlan-id</i></li> </ul>

## vlan-tags

---

<b>Syntax</b>	<code>vlan-tags outer [<i>tpid</i>].<i>vlan-id</i> [inner [<i>tpid</i>].<i>vlan-id</i>];</code>
<b>Hierarchy Level</b>	<code>[edit dynamic-profiles <i>profile-name</i> interfaces <i>interface-name</i> unit <i>logical-unit-number</i>]</code>
<b>Release Information</b>	Statement introduced in Junos OS Release 9.5. VLAN demux interface support introduced in Junos OS Release 10.2.
<b>Description</b>	For Gigabit Ethernet IQ and IQE interfaces only, binds TPIDs and 802.1Q VLAN tag IDs to a logical interface. You must include the <b>stacked-vlan-tagging</b> statement at the <code>[edit interfaces <i>interface-name</i>]</code> hierarchy level.



**NOTE:** The inner-range *vid1–vid2* option is supported on MX Series routers with IQE PICs only.

---

<b>Options</b>	<p><b>inner [<i>tpid</i>].<i>vlan-id</i></b>—A TPID (optional) and a valid VLAN identifier in the format <i>tpid.vlan-id</i>. When used in the <b>dynamic-profiles</b> hierarchy, specify the <code>\$junos-vlan-id</code> predefined variable to dynamically obtain the VLAN ID.</p> <p><b>Range:</b> For VLAN ID, 1 through 4094. VLAN ID 0 is reserved for tagging the priority of frames.</p> <p><b>outer [<i>tpid</i>].<i>vlan-id</i></b>—A TPID (optional) and a valid VLAN identifier in the format <i>tpid.vlan-id</i>. When used in the <b>dynamic-profiles</b> hierarchy, specify the <code>\$junos-stacked-vlan-id</code> predefined variable.</p> <p><b>Range:</b> For VLAN ID, 1 through 511 for normal interfaces, and 512 through 4094 for VLAN CCC interfaces. VLAN ID 0 is reserved for tagging the priority of frames.</p>
<b>Required Privilege Level</b>	interface—To view this statement in the configuration. interface-control—To add this statement to the configuration.
<b>Related Documentation</b>	<ul style="list-style-type: none"><li>• <a href="#">Configuring Dual VLAN Tags</a></li><li>• <a href="#">stacked-vlan-tagging on page 121</a></li></ul>

## vlan-tags (Dual-Tagged Logical Interface)

<b>Syntax</b>	<code>vlan-tags inner-list [<i>vlan-id vlan-id-vlan-id</i>] outer &lt;<i>tpid</i>&gt;<i>vlan-id</i>;</code>
<b>Hierarchy Level</b>	<code>[edit interfaces <i>interface-name</i> unit <i>logical-unit-number</i>],</code> <code>[edit logical-systems <i>logical-system-name</i> interfaces <i>interface-name</i> unit <i>logical-unit-number</i>]</code>
<b>Release Information</b>	Statement introduced in Junos OS Release 9.5.
<b>Description</b>	(MX Series routers only) Binds a dual-tag logical interface to a list of VLAN IDs. Configures the logical interface to receive and forward any dual-tag frame whose inner VLAN ID tag matches the list of VLAN IDs you specify.



### NOTE:

To create a circuit cross-connect (CCC) using VLAN-bundled dual-tag logical interfaces on Layer 2 VPN routing instances, you must include the `encapsulation-type` statement and specify the value `ethernet-vlan` at the one of the following hierarchy levels:

- `[edit routing-instances routing-instance-name protocols l2vpn]`
- `[edit logical-systems logical-system-name routing-instances routing-instance-name protocols l2vpn]`

For more information about the `encapsulation-type` configuration statement and the Layer 2 encapsulation types `ethernet` and `ethernet-vlan`, see the *Junos OS VPNs Library for Routing Devices*.

**Options** `inner-list [vlan-id vlan-id vlan-id-vlan-id]`—A list of valid VLAN ID numbers. Specify the VLAN IDs individually by using a space to separate each ID, as an inclusive list by separating the starting VLAN ID and ending VLAN ID with a hyphen, or as a combination of both.

**Range:** 1 through 4094. VLAN ID 0 is reserved for tagging the priority of frames.

`outer <tpid>vlan-id`—An optional Tag Protocol ID (TPID) and a valid VLAN ID.

**Range:** For TPID, specify a hexadecimal value in the format `0xnnnn`.

**Range:** For VLAN ID, 1 through 4094. VLAN ID 0 is reserved for tagging the priority of frames.



**NOTE:** Configuring `inner-list` with the entire `vlan-id` range is an unnecessary waste of system resources and is not best practice. It should be used only when a subset of VLAN IDs of inner tag (not the entire range) needs to be associated with a logical interface. If you specify the entire range (1 through 4094), it has the same result as not specifying a range; however, it consumes PFE resources such as VLAN lookup tables entries, and so on.

The following examples illustrate this further:

```
[edit interfaces interface-name]  
vlan-tagging;  
unit number {  
    vlan-tags outer vid inner-list 1-4094;  
}  
  
[edit interfaces interface-name]  
vlan-tagging;  
unit number {  
    vlan-id vid;  
}
```

---

<b>Required Privilege Level</b>	interface—To view this statement in the configuration. interface-control—To add this statement to the configuration.
---------------------------------	---

- |                              |  |
|------------------------------|--|
| <b>Related Documentation</b> | <ul style="list-style-type: none"><li>• <i>Binding VLAN IDs to Logical Interfaces</i></li><li>• <a href="#">encapsulation (Logical Interface) on page 50</a></li><li>• <a href="#">encapsulation (Physical Interface) on page 54</a></li><li>• encapsulation-type (Layer 2 VPN routing instance), see the <i>Junos OS VPNs Library for Routing Devices</i>.</li><li>• <a href="#">flexible-vlan-tagging on page 69</a></li><li>• <a href="#">vlan-id-list (Ethernet VLAN Circuit) on page 138</a></li><li>• <a href="#">vlan-tagging on page 141</a></li></ul> |
|------------------------------|--|

## vlan-tags (Stacked VLAN Tags)

<b>Syntax</b>	<code>vlan-tags inner <i>tpid.vlan-id</i> inner-range <i>vid1—vid2</i> outer <i>tpid.vlan-id</i>;</code>
<b>Hierarchy Level</b>	[edit interfaces <i>interface-name</i> unit <i>logical-unit-number</i> ], [edit logical-systems <i>logical-system-name</i> interfaces <i>interface-name</i> unit <i>logical-unit-number</i> ]
<b>Release Information</b>	Statement introduced before Junos OS Release 7.4. Statement introduced in Junos OS Release 12.1X48 for PTX Series Packet Transport Routers.
<b>Description</b>	For Gigabit Ethernet IQ and IQE interfaces only, bind TPIDs and 802.1Q VLAN tag IDs to a logical interface.



**NOTE:** The inner-range *vid1—vid2* option is supported on MX Series with IQE PICs only.

<b>Options</b>	<p><b>inner <i>tpid.vlan-id</i></b>—A TPID and a valid VLAN identifier.</p> <p><b>Range:</b> (most routers) For VLAN ID, 1 through 4094. VLAN ID 0 is reserved for tagging the priority of frames. For PTX Series, VLAN ID 0 is not supported.</p> <p><b>inner-range <i>vid1—vid2</i></b>—For MX Series routers with Enhanced IQ (IQE) PICs only; specify a range of VLAN IDs where <i>vid1</i> is the start of the range and <i>vid2</i> is the end of the range.</p> <p><b>Range:</b> For VLAN ID, 1 through 4094. VLAN ID 0 is reserved for tagging the priority of frames.</p> <p><b>outer <i>tpid.vlan-id</i></b>—A TPID and a valid VLAN identifier.</p> <p><b>Range:</b> (most routers) For VLAN ID, 1 through 511 for normal interfaces, and 512 through 4094 for VLAN CCC interfaces. VLAN ID 0 is reserved for tagging the priority of frames. For PTX Series, VLAN ID 0 is not supported.</p>
----------------	--



**NOTE:** Configuring **inner-range** with the entire *vlan-id* range consumes system resources and is not a best practice. It should be used only when a subset of VLAN IDs of inner tag (not the entire range) needs to be associated with a logical interface. If you specify the entire range (1–4094), it has the same result as not specifying a range; however, it consumes Packet Forwarding Engine resources such as VLAN lookup table entries, and so on.

The following examples illustrate this further:

```
[edit interfaces interface-name]
  stacked-vlan-tagging;
  unit number {
    vlan-tags outer vid inner-range 1-4094;
  }
```

```
[edit interfaces interface-name]  
vlan-tagging;  
unit number {  
    vlan-id vid;  
}
```

---

**Required Privilege Level** interface—To view this statement in the configuration.  
interface-control—To add this statement to the configuration.

**Related Documentation**

- *Configuring Dual VLAN Tags*
- *Configuring Flexible VLAN Tagging on PTX Series Packet Transport Routers*
- [stacked-vlan-tagging on page 121](#)

---

## vlan-rewrite

---

**Syntax** `vlan-rewrite translate (200 500 | 201 501)`

**Hierarchy Level** [edit interfaces *interface-name* unit *number* family bridge interface-mode trunk]  
[edit interfaces *interface-name* unit *number* family ethernet-switching interface-mode trunk]

**Release Information** Statement introduced in Junos OS Release 9.4.  
Statement introduced in Junos OS Release 12.3R2 for EX Series switches.  
Statement introduced in Junos OS Release 13.2 for the QFX Series.

**Description** Translates an incoming VLAN to a bridge-domain VLAN, corresponding counter translation at egress. Supports translation of VLAN 200 to VLAN 500 and VLAN 201 to VLAN 501. Other valid VLANs pass through without translation.

**Options** **translate 200 500**—Translates incoming packets with VLAN 200 to 500.  
**translate 201 501**—Translates incoming packets with VLAN 201 to 501.  
**translate 202 502**—Translates incoming packets with VLAN 202 to 502.

**Required Privilege Level** interface—To view this statement in the configuration.  
interface-control—To add this statement to the configuration.

**Related Documentation**

- *Rewriting a VLAN Tag and Adding a New Tag*

## PART 3

# Administration

- [Monitoring Commands on page 149](#)



## CHAPTER 5

# Monitoring Commands

- `show chassis hardware`
- `show chassis pic`
- `show interfaces (Aggregated Ethernet)`
- `show interfaces (10-Gigabit Ethernet)`
- `show oam ethernet evc`
- `show oam ethernet link-fault-management`
- `show oam ethernet lmi`
- `show oam ethernet lmi statistics`
- `show vrrp`

## show chassis hardware

---

<b>Syntax</b>	show chassis hardware <detail   extensive> <clei-models> <models>
<b>Syntax (EX Series)</b>	show chassis hardware <clei-models> <detail   extensive> <models>
<b>Syntax (T4000 Router)</b>	show chassis hardware <clei-models> <detail   extensive> <models>
<b>Syntax (TX Matrix Router)</b>	show chassis hardware <clei-models> <detail   extensive> <models> <lcc <i>number</i>   scc>
<b>Syntax (TX Matrix Plus Router)</b>	show chassis hardware <clei-models> <detail   extensive> <models> <lcc <i>number</i>   sfc <i>number</i> >
<b>Syntax (MX Series Routers)</b>	show chassis hardware <detail   extensive> <clei-models> <models> <all-members> <local> <member <i>member-id</i> >
<b>Syntax (MX104, MX2010, and MX2020 3D Universal Edge Routers)</b>	show chassis hardware <clei-models> <detail   extensive> <models>
<b>Syntax (QFX Series)</b>	show chassis hardware <detail   extensive> <clei-models> <interconnect-device <i>name</i> > <node-device <i>name</i> > <models>
<b>Syntax (PTX Series Packet Transport Routers)</b>	show chassis hardware <detail   extensive> <clei-models> <models>

**Syntax (ACX Series  
Universal Access  
Routers)** `show chassis hardware`  
`<detail | extensive>`  
`<clei-models>`  
`<models>`

**Release Information** Command introduced before Junos OS Release 7.4.  
**models** option introduced in Junos OS Release 8.2.  
 Command introduced in Junos OS Release 9.0 for EX Series switches.  
**sfc** option introduced for the TX Matrix Plus router in Junos OS Release 9.6.  
 Command introduced in Junos OS Release 11.1 for QFX Series.  
 Command introduced in Junos OS Release 12.1X48 for PTX Series Packet Transport Routers.  
 Command introduced in Junos OS Release 12.2 for ACX Series Universal Access Routers.  
 Command introduced in Junos OS Release 12.3 for MX2020 3D Universal Edge Routers.  
 Command introduced in Junos OS Release 12.3 for MX2010 3D Universal Edge Routers.  
 Command introduced in Junos OS Release 13.2 for MX104 3D Universal Edge Routers.

**Description** Display a list of all Flexible PIC Concentrators (FPCs) and PICs installed in the router or switch chassis, including the hardware version level and serial number.

In the EX Series switch command output, FPC refers to the following:

- On EX2200 switches, EX3200 switches, EX4200 standalone switches, and EX4500 switches—Refers to the switch; FPC *number* is always 0.
- On EX4200 switches in a Virtual Chassis configuration—Refers to the member of a Virtual Chassis; FPC *number* equals the member ID, from 0 through 9.
- On EX8208 and EX8216 switches—Refers to a line card; FPC *number* equals the slot number for the line card.

On a QFX3500 standalone switch, both the FPC and FPC *number* are always 0.

On T4000 Type 5 FPCs, there are no **top temperature sensor** or **bottom temperature sensor** parameters. Instead, **fan intake temperature sensor** and **fan exhaust temperature sensors** parameters are displayed.

Starting from Junos OS Release 11.4, the output of the **show chassis hardware models** operational mode command displays the enhanced midplanes FRU model numbers (CHAS-BP3-MX240-S, CHAS-BP3-MX480-S or CHAS-BP3-MX960-S) based on the router. Prior to release 11.4, the FRU model numbers are left blank when the router has enhanced midplanes. Note that the enhanced midplanes are introduced through the Junos OS Release 13.3, but can be supported on all Junos OS releases.

Starting with Junos OS Release 14.1, the output of the **show chassis hardware detail | extensive | clei-models | models** operational mode command displays the new DC power supply module (PSM) and power distribution unit (PDU) that are added to provide power to the high-density FPC (FPC2-PTX-P1A) and other components in a PTX5000 Packet Transport Router.

- Options** **none**—Display information about hardware. For a TX Matrix router, display information about the TX Matrix router and its attached T640 routers. For a TX Matrix Plus router, display information about the TX Matrix Plus router and its attached routers.
- clei-models**—(Optional) Display Common Language Equipment Identifier (CLEI) barcode and model number for orderable field-replaceable units (FRUs).
- detail**—(Optional) Include RAM and disk information in output.
- extensive**—(Optional) Display ID EEPROM information.
- all-members**—(MX Series routers only) (Optional) Display hardware-specific information for all the members of the Virtual Chassis configuration.
- interconnect-device *name***—(QFabric systems only) (Optional) Display hardware-specific information for the Interconnect device.
- lcc *number***—(TX Matrix routers and TX Matrix Plus router only) (Optional) On a TX Matrix router, display hardware information for a specified T640 router (line-card chassis) that is connected to the TX Matrix router. On a TX Matrix Plus router, display hardware information for a specified router (line-card chassis) that is connected to the TX Matrix Plus router.
- Replace *number* with the following values depending on the LCC configuration:
- 0 through 3, when T640 routers are connected to a TX Matrix router in a routing matrix.
  - 0 through 3, when T1600 routers are connected to a TX Matrix Plus router in a routing matrix.
  - 0 through 7, when T1600 routers are connected to a TX Matrix Plus router with 3D SIBs in a routing matrix.
  - 0, 2, 4, or 6, when T4000 routers are connected to a TX Matrix Plus router with 3D SIBs in a routing matrix.
- local**—(MX Series routers only) (Optional) Display hardware-specific information for the local Virtual Chassis members.
- member *member-id***—(MX Series routers and EX Series switches) (Optional) Display hardware-specific information for the specified member of the Virtual Chassis configuration. Replace *member-id* variable with a value 0 or 1.
- models**—(Optional) Display model numbers and part numbers for orderable FRUs and, for components that use ID EEPROM format v2, the CLEI code.
- node-device *name***—(QFabric systems only) (Optional) Display hardware-specific information for the Node device.
- scc**—(TX Matrix router only) (Optional) Display hardware information for the TX Matrix router (switch-card chassis).

**sfc number**—(TX Matrix Plus router only) (Optional) Display hardware information for the TX Matrix Plus router (switch-fabric chassis). Replace *number* variable with 0.

**Additional Information** The **show chassis hardware detail** command now displays DIMM information for the following Routing Engines:

**Table 3: Routing Engines Displaying DIMM Information**

Routing Engines	Routers
RE-S-1800x2 and RE-S-1800x4	MX240, MX480, and MX960 routers
RE-A-1800x2	M120 and M320 routers

In Junos OS Release 11.4 and later, the output for the **show chassis hardware models** operational mode command for MX Series routers display the enhanced midplanes FRU model numbers—CHAS-BP3-MX240-S, CHAS-BP3-MX480-S, or CHAS-BP3-MX960-S—based on the router. In releases before Junos OS Release 11.4, the FRU model numbers are left blank when the router has enhanced midplanes. Note that the enhanced midplanes are introduced through Junos OS Release 13.3, but can be supported on all Junos OS releases.

**Required Privilege Level** view

**Related Documentation**

- *show chassis power*

**List of Sample Output**

- [show chassis hardware \(EX8216 Switch\) on page 158](#)
- [show chassis hardware clei-models \(EX8216 Switch\) on page 159](#)
- [show chassis hardware clei-models \(T1600 Router\) on page 160](#)
- [show chassis hardware detail \(EX4200 Switch\) on page 161](#)
- [show chassis hardware models \(EX4500 Switch\) on page 161](#)
- [show chassis hardware \(J6350 Router\) on page 161](#)
- [show chassis hardware \(J6300 Router\) on page 161](#)
- [show chassis hardware \(M7i Router\) on page 162](#)
- [show chassis hardware \(M10 Router\) on page 162](#)
- [show chassis hardware models \(M10 Router\) on page 163](#)
- [show chassis hardware \(M20 Router\) on page 163](#)
- [show chassis hardware models \(M20 Router\) on page 164](#)
- [show chassis hardware \(M40 Router\) on page 164](#)
- [show chassis hardware \(M40e Router\) on page 165](#)
- [show chassis hardware \(M120 Router\) on page 165](#)
- [show chassis hardware detail \(M120 Router\) on page 166](#)
- [show chassis hardware models \(M120 Router\) on page 167](#)
- [show chassis hardware \(M160 Router\) on page 168](#)
- [show chassis hardware models \(M160 Router\) on page 168](#)
- [show chassis hardware detail \(M160 Router\) on page 169](#)
- [show chassis hardware \(M320 Router\) on page 170](#)
- [show chassis hardware models \(M320 Router\) on page 171](#)

[show chassis hardware \(MX5 Router\) on page 172](#)  
[show chassis hardware \(MX10 Router\) on page 172](#)  
[show chassis hardware \(MX40 Router\) on page 173](#)  
[show chassis hardware \(Fixed MX80 Router\) on page 173](#)  
[show chassis hardware \(Modular MX80 Router\) on page 174](#)  
[show chassis hardware \(MX104 Router\) on page 174](#)  
[show chassis hardware detail \(MX104 Router\) on page 175](#)  
[show chassis hardware extensive \(MX104 Router\) on page 175](#)  
[show chassis hardware models \(MX104 Router\) on page 179](#)  
[show chassis hardware clei-models \(MX104 Router\) on page 179](#)  
[show chassis hardware \(MX240 Router\) on page 179](#)  
[show chassis hardware detail \(MX 240 Router with Routing Engine Displaying DIMM information\) on page 180](#)  
[show chassis hardware \(MX240 Router with Enhanced MX SCB\) on page 180](#)  
[show chassis hardware \(MX480 Router\) on page 181](#)  
[show chassis hardware \(MX480 Router with Enhanced MX SCB\) on page 181](#)  
[show chassis hardware \(MX960 Router\) on page 182](#)  
[show chassis hardware \(MX960 Router with Bidirectional Optics\) on page 182](#)  
[show chassis hardware \(MX960 Router with Enhanced MX SCB\) on page 183](#)  
[show chassis hardware models \(MX960 Router with Enhanced MX SCB\) on page 185](#)  
[show chassis hardware detail \(MX960 Router\) on page 186](#)  
[show chassis hardware \(MX2010 Router\) on page 186](#)  
[show chassis hardware detail \(MX2010 Router\) on page 188](#)  
[show chassis hardware extensive \(MX2010 Router\) on page 193](#)  
[show chassis hardware models \(MX2010 Router\) on page 198](#)  
[show chassis hardware clei-models \(MX2010 Routers\) on page 199](#)  
[show chassis hardware \(MX2020 Router\) on page 200](#)  
[show chassis hardware detail \(MX2020 Router\) on page 208](#)  
[show chassis hardware models \(MX2020 Router\) on page 217](#)  
[show chassis hardware clei-models \(MX2020 Router\) on page 218](#)  
[show chassis hardware \(MX Series routers with ATM MIC\) on page 220](#)  
[show chassis hardware \(MX240, MX480, MX960 routers with Application Services Modular Line Card\) on page 220](#)  
[show chassis hardware extensive \(MX240, MX480, MX960 routers with Application Services Modular Line Card\) on page 221](#)  
[show chassis hardware \(MX480 Router with MPC4E\) on page 222](#)  
[show chassis hardware \(MX2020 Router with MPC4E\) on page 222](#)  
[show chassis hardware \(MX5, MX10, MX40, MX80, MX240, MX480, and MX960 routers with Enhanced 20-port Gigabit Ethernet MIC\) on page 224](#)  
[show chassis hardware models \(MX5, MX10, MX40, MX80, MX240, MX480, and MX960 routers with Enhanced 20-port Gigabit Ethernet MIC\) on page 225](#)  
[show chassis hardware \(T320 Router\) on page 225](#)  
[show chassis hardware \(T640 Router\) on page 226](#)  
[show chassis hardware models \(T640 Router\) on page 227](#)  
[show chassis hardware extensive \(T640 Router\) on page 228](#)  
[show chassis hardware \(T4000 Router\) on page 228](#)  
[show chassis hardware \(T4000 Router with 16 GB line card chassis \(LCC\) Routing Engine\) on page 230](#)  
[show chassis hardware \(T4000 Router with LSR FPC\) on page 231](#)

[show chassis hardware clei-models \(T4000 Router\) on page 231](#)  
[show chassis hardware detail \(T4000 Router\) on page 232](#)  
[show chassis hardware models \(T4000 Router\) on page 234](#)  
[show chassis hardware lcc \(TX Matrix Router\) on page 234](#)  
[show chassis hardware scc \(TX Matrix Router\) on page 235](#)  
[show chassis hardware \(T1600 Router\) on page 235](#)  
[show chassis hardware \(TX Matrix Plus Router\) on page 238](#)  
[show chassis hardware sfc \(TX Matrix Plus Router\) on page 242](#)  
[show chassis hardware extensive \(TX Matrix Plus Router\) on page 244](#)  
[show chassis hardware clei-models \(TX Matrix Plus Router\) on page 245](#)  
[show chassis hardware detail \(TX Matrix Plus Router\) on page 247](#)  
[show chassis hardware models \(TX Matrix Plus Router\) on page 249](#)  
[show chassis hardware \(TX Matrix Plus router with 3D SIBs\) on page 252](#)  
[show chassis hardware clei-models \(TX Matrix Plus router with 3D SIBs\) on page 255](#)  
[show chassis hardware detail \(TX Matrix Plus router with 3D SIBs\) on page 259](#)  
[show chassis hardware lcc \(TX Matrix Plus router with 3D SIBs\) on page 262](#)  
[show chassis hardware sfc \(TX Matrix Plus router with 3D SIBs\) on page 263](#)  
[show chassis hardware \(16-Port 10-Gigabit Ethernet MPC with SFP+ Optics \[MX Series Routers\]\) on page 265](#)  
[show chassis hardware \(MPC3E \[MX Series Routers\]\) on page 265](#)  
[show chassis hardware \(QFX3500 Switches\) on page 266](#)  
[show chassis hardware detail \(QFX3500 Switches\) on page 267](#)  
[show chassis hardware models \(QFX3500 Switches\) on page 268](#)  
[show chassis hardware clei-models \(QFX3500 Switches\) on page 268](#)  
[show chassis hardware interconnect-device \(QFabric Systems\) on page 268](#)  
[show chassis hardware node-device \(QFabric Systems\) on page 268](#)  
[show chassis hardware \(PTX5000 Packet Transport Router\) on page 269](#)  
[show chassis hardware \(PTX5000 Packet Transport Router with FPC2-PTX-P1A\) on page 270](#)  
[show chassis hardware clei-models \(PTX5000 Packet Transport Router\) on page 270](#)  
[show chassis hardware clei-models \(PTX5000 Packet Transport Router with FPC2-PTX-P1A\) on page 271](#)  
[show chassis hardware detail \(PTX5000 Packet Transport Router\) on page 271](#)  
[show chassis hardware detail \(PTX5000 Packet Transport Router with FPC2-PTX-P1A\) on page 273](#)  
[show chassis hardware models \(PTX5000 Packet Transport Router\) on page 273](#)  
[show chassis hardware models \(PTX5000 Packet Transport Router with FPC2-PTX-P1A\) on page 274](#)  
[show chassis hardware extensive \(PTX5000 Packet Transport Router\) on page 274](#)  
[show chassis hardware \(MX Routers with Media Services Blade \[MSB\]\) on page 275](#)  
[show chassis hardware extensive \(MX Routers with Media Services Blade \[MSB\]\) on page 275](#)

**Output Fields** Table 4 on page 156 lists the output fields for the **show chassis hardware** command. Output fields are listed in the approximate order in which they appear.

Table 4: show chassis hardware Output Fields

Field Name	Field Description	Level of Output
<b>Item</b>	<p>Chassis component:</p> <ul style="list-style-type: none"> <li>(EX Series switches)—Information about the chassis, Routing Engine (SRE and Routing Engine modules in EX8200 switches), power supplies, fan trays, and LCD panel. Also displays information about Flexible PIC Concentrators (FPCs) and associated Physical Interface Cards (PICs). Information about the backplane, midplane, and SIBs (SF modules) is displayed for EX8200 switches. See <i>EX Series Switches Hardware and CLI Terminology Mapping</i>.</li> <li>(MX Series routers and EX Series switches)—Information about the backplane, Routing Engine, Power Entry Modules (PEMs), and fan trays. Also displays information about Flexible PIC Concentrators (FPCs) and associated Physical Interface Cards (PICs), Modular Port Concentrators (MPCs) and associated Modular Interface Cards (MICs), or Dense Port Concentrators (DPCs). MX80 routers have a single Routing Engine and a built-in Packet Forwarding Engine that attaches directly to MICs. The Packet Forwarding Engine has two “pseudo” FPCs (FPC 0 and FPC1). MX80 routers also have a Forwarding Engine Board (FEB). MX104 routers have a built-in Packet forwarding Engine and a Forwarding Engine Board (FEB). The Packet Forwarding Engine of the MX104 router has three “pseudo” FPCs (FPC0, FPC1, and FPC2).</li> <li>(M Series routers, except for the M320 router)—Information about the backplane; power supplies; fan trays; Routing Engine; maxicab (the connection between the Routing Engine and the backplane, for the M40 router only); SCB, SSB, SFM, or FEB; MCS and PCG (for the M160 router only); each FPC and PIC; and each fan, blower, and impeller.</li> <li>(M120, M320, and T Series routers)—Information about the backplane, power supplies, fan trays, midplane, FPM (craft interface), CIP, PEM, SCG, CB, FPC, PIC, SFP, SPMB, and SIB.</li> <li>(QFX Series)—Information about the chassis, Routing Engine, power supplies, fan trays, Interconnect devices, and Node devices. Also displays information about Flexible PIC Concentrators (FPCs) and associated Physical Interface Cards (PICs).</li> <li>(PTX Series)—Information about the chassis, midplane, craft interface (FPM), power distribution units (PDUs) and Power Supply Modules (PSMs), Centralized Clock Generators (CCGs), Routing Engines, Control Boards (CBs) and Switch Processor Mezzanine Boards (SPMBs), Flexible PIC Concentrators (FPCs), PICs, Switch Interface Boards (SIBs), and fan trays (vertical and horizontal).</li> <li>(MX2010 and MX2020 routers)—Information about the chassis, midplane, craft interface (FPM), power midplane (PMP), Power Supply Modules (PSMs), Power Distribution Modules (PDMs), Routing Engines, Control Boards (CBs) and Switch Processor Mezzanine Boards (SPMBs), Switch Fabric Boards (SFBs), Flexible PIC Concentrators (FPCs), PICs, adapter cards (ADCs) and fan trays.</li> </ul>	All levels
<b>Version</b>	Revision level of the chassis component.	All levels
<b>Part number</b>	Part number of the chassis component.	All levels
<b>Serial number</b>	Serial number of the chassis component. The serial number of the backplane is also the serial number of the router chassis. Use this serial number when you need to contact Juniper Networks Customer Support about the router or switch chassis.	All levels

Table 4: show chassis hardware Output Fields (*continued*)

Field Name	Field Description	Level of Output
Assb ID or Assembly ID	( <b>extensive</b> keyword only) Identification number that describes the FRU hardware.	<b>extensive</b>
Assembly Version	( <b>extensive</b> keyword only) Version number of the FRU hardware.	<b>extensive</b>
Assembly Flags	( <b>extensive</b> keyword only) Flags.	<b>extensive</b>
FRU model number	( <b>clei-models</b> , <b>extensive</b> , and <b>models</b> keyword only) Model number of the FRU hardware component.	none specified
CLEI code	( <b>clei-models</b> and <b>extensive</b> keyword only) Common Language Equipment Identifier code. This value is displayed only for hardware components that use ID EEPROM format v2. This value is not displayed for components that use ID EEPROM format v1.	none specified
EEPROM Version	ID EEPROM version used by the hardware component: <b>0x00</b> (version 0), <b>0x01</b> (version 1), or <b>0x02</b> (version 2).	<b>extensive</b>
Description	<p>Brief description of the hardware item:</p> <ul style="list-style-type: none"> <li>• Type of power supply.</li> <li>• Type of PIC. If the PIC type is not supported on the current software release, the output states <b>Hardware Not Supported</b>.</li> <li>• Type of FPC: <b>FPC Type 1</b>, <b>FPC Type 2</b>, <b>FPC Type 3</b>, <b>FPC Type 4</b>, or <b>FPC TypeOC192</b>.</li> </ul> <p>On EX Series switches, a brief description of the FPC.</p> <p>On the J Series routers, the FPC type corresponds to the Physical Interface Module (PIM). The following list shows the PIM abbreviation in the output and the corresponding PIM name.</p> <ul style="list-style-type: none"> <li>• <b>2x FE</b>—Either two built-in Fast Ethernet interfaces (fixed PIM) or dual-port Fast Ethernet PIM</li> <li>• <b>4x FE</b>—4-port Fast Ethernet ePIM</li> <li>• <b>1x GE Copper</b>—Copper Gigabit Ethernet ePIM (one 10-Mbps, 100-Mbps, or 1000-Mbps port)</li> <li>• <b>1x GE SFP</b>—SFP Gigabit Ethernet ePIM (one fiber port)</li> <li>• <b>4x GE Base PIC</b>—Four built-in Gigabit Ethernet ports on a J4350 or J6350 chassis (fixed PIM)</li> <li>• <b>2x Serial</b>—Dual-port serial PIM</li> <li>• <b>2x T1</b>—Dual-port T1 PIM</li> <li>• <b>2x E1</b>—Dual-port E1 PIM</li> <li>• <b>2x CTIE1</b>—Dual-port channelized T1/E1 PIM</li> <li>• <b>1x T3</b>—T3 PIM (one port)</li> <li>• <b>1x E3</b>—E3 PIM (one port)</li> <li>• <b>4x BRI S/T</b>—4-port ISDN BRI S/T PIM</li> <li>• <b>4x BRI U</b>—4-port ISDN BRI U PIM</li> <li>• <b>1x ADSL Annex A</b>—ADSL 2/2+ Annex A PIM (one port, for POTS)</li> <li>• <b>1x ADSL Annex B</b>—ADSL 2/2+ Annex B PIM (one port, for ISDN)</li> </ul>	All levels

Table 4: show chassis hardware Output Fields (*continued*)

Field Name	Field Description	Level of Output
	<ul style="list-style-type: none"> <li>• <b>2xSHDSL (ATM)</b>—G SHDSL PIM (2-port two-wire module or 1-port four-wire module)</li> <li>• <b>1x TGM550</b>—TGM550 Telephony Gateway Module (Avaya VoIP gateway module with one console port, two analog <b>LINE</b> ports, and two analog <b>TRUNK</b> ports)</li> <li>• <b>1x DS1 TIM510</b>—TIM510 E1/T1 Telephony Interface Module (Avaya VoIP media module with one E1 or T1 trunk termination port and ISDN PRI backup)</li> <li>• <b>4x FXS, 4x FXO, TIM514</b>—TIM514 Analog Telephony Interface Module (Avaya VoIP media module with four analog <b>LINE</b> ports and four analog <b>TRUNK</b> ports)</li> <li>• <b>4x BRI TIM521</b>—TIM521 BRI Telephony Interface Module (Avaya VoIP media module with four ISDN BRI ports)</li> <li>• <b>Crypto Accelerator Module</b>—For enhanced performance of cryptographic algorithms used in IP Security (IPsec) services</li> <li>• <b>MPC M 16x10GE</b>—16-port 10-Gigabit Module Port Concentrator that supports SFP+ optical transceivers. (Not on EX Series switches.)</li> <li>• For hosts, the Routing Engine type.</li> <li>• For small form-factor pluggable transceiver (SFP) modules, the type of fiber: <b>LX, SX, LH</b>, or <b>T</b>.</li> <li>• LCD description for EX Series switches (except EX2200 switches).</li> <li>• <b>MPC2</b>—1-port MPC2 that supports two separate slots for MICs.</li> <li>• <b>MPC3E</b>—1-port MPC3E that supports two separate slots for MICs (MIC-3D-1X100GE-CFP and MIC-3D-20GE-SFP) on MX960, MX480, and MX240 routers. The MPC3E maps one MIC to one PIC (1 MIC, 1 PIC), which differs from the mapping of legacy MPCs.</li> <li>• 100GBASE-LR4, pluggable CFP optics</li> <li>• Supports the Enhanced MX Switch Control Board with fabric redundancy and existing SCBs without fabric redundancy.</li> <li>• Interoperates with existing MX Series line cards, including Flexible Port Concentrators (FPC), Dense Port Concentrators (DPCs), and Modular Port Concentrators (MPCs).</li> <li>• <b>MPC4E</b>—Fixed configuration MPC4E that is available in two flavors: MPC4E-3D-32XGE-SFP and MPC4E-3D-2CGE-8XGE on MX2020, MX960, MX480, and MX240 routers.</li> <li>• LCD description for MX Series routers</li> </ul>	

## Sample Output

### show chassis hardware (EX8216 Switch)

```

user@host> show chassis hardware
Hardware inventory:
Item          Version  Part number  Serial number  Description
Chassis       REV 06   710-016845   CY0109220035   EX8216
Midplane      REV 06   710-016845   BA0909120112   EX8216-MP
CB 0          REV 22   710-020771   AX0109197723   EX8216-RE320
CB 1          REV 22   710-020771   AX0109197726   EX8216-RE320
  Routing Engine 1    BUILTIN     BUILTIN        RE-EX8216
FPC 3         REV 19   710-020683   BC0109083125   EX8200-48F

```

CPU	REV 13	710-020598	BF0109144549	EX8200-CPU
FPC 4	REV 17	710-020683	BC0108500127	EX8200-48F
CPU	REV 10	710-020598	BF0108460510	EX8200-CPU
PIC 0		BUILTIN	BUILTIN	48x 100 Base-QFX/1000
Base-X				
Xcvr 1	REV 01	740-011613	PE70V89	SFP-SX
Xcvr 11	REV 01	740-011613	PE70YCE	SFP-SX
Xcvr 12	REV 01	740-011613	PE70VSH	SFP-SX
Xcvr 13	REV 01	740-011613	E08C02063	SFP-SX
Xcvr 14	REV 01	740-011613	PE70VKU	SFP-SX
Xcvr 15	REV 01	740-011613	E08E03372	SFP-SX
Xcvr 21	REV 01	740-011613	PE70VAD	SFP-SX
Xcvr 22	REV 01	740-011613	E08E01228	SFP-SX
Xcvr 23	REV 01	740-011613	PE70VSL	SFP-SX
Xcvr 24	REV 01	740-011613	E08E03409	SFP-SX
Xcvr 25	REV 01	740-011613	PE70VL4	SFP-SX
Xcvr 26	REV 01	740-011613	PDQ4L2Z	SFP-SX
Xcvr 27	REV 01	740-011613	PE70WFK	SFP-SX
Xcvr 28	REV 01	740-011782	PBD2B5U	SFP-SX
Xcvr 29	REV 01	740-011613	PE70UQX	SFP-SX
Xcvr 30	REV 01	740-011613	PE70VL5	SFP-SX
Xcvr 31	REV 01	740-011613	PE70VOF	SFP-SX
Xcvr 32	REV 01	740-011613	E08C02052	SFP-SX
Xcvr 33	REV 01	740-011613	E08C02197	SFP-SX
Xcvr 34	REV 01	740-011613	PE70VOL	SFP-SX
Xcvr 35	REV 01	740-011613	E08E03390	SFP-SX
Xcvr 36	REV 01	740-011613	PDQ4VL9	SFP-SX
Xcvr 37	REV 01	740-011613	E08E03370	SFP-SX
Xcvr 38	REV 01	740-011613	E08E03362	SFP-SX
Xcvr 39	REV 01	740-011613	E08C02065	SFP-SX
Xcvr 40	REV 01	740-011613	E08E03405	SFP-SX
Xcvr 41	REV 01	740-011613	E08E03411	SFP-SX
Xcvr 43	REV 01	740-011613	E08C02171	SFP-SX
Xcvr 45	REV 01	740-011613	E08E03410	SFP-SX
FPC 13	REV 16	710-016837	BB0109051344	EX8200-8XS
CPU				
SIB 0	REV 10	710-021613	AY0109166244	EX8216-SF320
SIB 1	REV 10	710-021613	AY0109166357	EX8216-SF320
SIB 2	REV 10	710-021613	AY0109166362	EX8216-SF320
SIB 3	REV 10	710-021613	AY0109166338	EX8216-SF320
SIB 4	REV 10	710-021613	AY0109166350	EX8216-SF320
SIB 5	REV 10	710-021613	AY0109166365	EX8216-SF320
SIB 6	REV 10	710-021613	AY0109166361	EX8216-SF320
SIB 7	REV 10	710-021613	AY0109166399	EX8216-SF320
PSU 0	REV 17	740-021466	BG0709170003	EX8200-AC2K
PSU 1	REV 17	740-021466	BG0709170004	EX8200-AC2K
PSU 2	REV 17	740-021466	BG0709170020	EX8200-AC2K
PSU 3	REV 17	740-021466	BG0709170017	EX8200-AC2K
PSU 4	REV 17	740-021466	BG0709170008	EX8200-AC2K
PSU 5	REV 17	740-021466	BG0709170018	EX8200-AC2K
Top Fan Tray				
FTC 0	REV 4	760-022620	CX1209140212	EX8216-FT
FTC 1	REV 4	760-022620	CX1209140212	EX8216-FT
Bottom Fan Tray				
FTC 0	REV 4	760-022620	CX1209140211	EX8216-FT
FTC 1	REV 4	760-022620	CX1209140211	EX8216-FT
LCD 0	REV 04	710-025742	CE0109186919	EX8200 LCD

### show chassis hardware clei-models (EX8216 Switch)

```
user@host> show chassis hardware clei-models
```

## Hardware inventory:

Item	Version	Part number	CLEI code	FRU model number
Midplane	REV 08	710-016845		
PSU 0	REV 05	740-023002	COUPAEAEAA	EX8200-PWR-AC3KR
PSU 1	REV 05	740-023002	COUPAEAEAA	EX8200-PWR-AC3KR
PSU 2	REV 05	740-023002	COUPAEAEAA	EX8200-PWR-AC3KR
PSU 3	REV 05	740-023002	COUPAEAEAA	EX8200-PWR-AC3KR
PSU 4	REV 05	740-023002	COUPAEAEAA	EX8200-PWR-AC3KR
PSU 5	REV 05	740-023002	COUPAEAEAA	EX8200-PWR-AC3KR
Top Fan Tray				
Bottom Fan Tray				

## show chassis hardware clei-models (T1600 Router)

user@host&gt; show chassis hardware clei-models

## Hardware inventory:

Item	Version	Part number	CLEI code	FRU model number
Midplane	REV 03	710-005608		CHAS-BP-T640-S
FPM Display	REV 05	710-002897		CRAFT-T640-S
CIP	REV 06	710-002895		CIP-L-T640-S
PEM 0	Rev 07	740-017906	IPUPAC7KTA	PWR-T1600-3-80-DC-S
PEM 1	Rev 18	740-002595		PWR-T-DC-S
SCG 0	REV 15	710-003423		SCG-T-S
Routing Engine 0	REV 08	740-014082		RE-A-2000-4096-S
Routing Engine 1	REV 07	740-014082		RE-A-2000-4096-S
CB 0	REV 05	710-007655		CB-T-S
CB 1	REV 03	710-017707		CB-T-S
FPC 0	REV 07	710-013558		T640-FPC2-E2
PIC 0	REV 01	750-010618		PB-4GE-SFP
PIC 1	REV 06	750-001900		PB-10C48-SON-SMSR
PIC 2	REV 14	750-001901		PB-40C12-SON-SMIR
PIC 3	REV 07	750-001900		PB-10C48-SON-SMSR
FPC 1	REV 06	710-013553		T640-FPC1-E2
PIC 0	REV 08	750-001072		P-1GE-SX
PIC 1	REV 10	750-012266		PB-4GE-TYPE1-SFP-IQ2
PIC 2	REV 22	750-005634		PB-1CHOC12SMIR-QPP
FPC 2				
PIC 0	REV 16	750-007141		PC-10GE-SFP
PIC 1	REV 06	750-015217		PC-8GE-TYPE3-SFP-IQ2
PIC 2	REV 05	750-004695		PC-TUNNEL
PIC 3	REV 17	750-009553		PC-40C48-SON-SFP
FPC 3	REV 01	710-010154		T640-FPC3-E
PIC 0	REV 07	750-012793		PC-1XGE-TYPE3-XFP-IQ2
PIC 1	REV 25	750-007141		PC-10GE-SFP
PIC 2	REV 17	750-009553		PC-40C48-SON-SFP
PIC 3	REV 32	750-003700		PC-10C192-SON-VSR
FPC 4	REV 16	710-013037		T1600-FPC4-ES
PIC 1	REV 06	750-034781		PD-1CE-CFP
FPC 5	REV 02	710-013037		T1600-FPC4-ES
PIC 0	REV 16	750-012518		PD-40C192-SON-XFP
PIC 1	REV 01	750-010850		PD-10C768-SON-SR
FPC 6	REV 14	710-013037		T1600-FPC4-ES
PIC 0	REV 11	750-017405		PD-4XGE-XFP
PIC 1	REV 13	750-017405		PD-4XGE-XFP
FPC 7	REV 09	710-007529		T640-FPC3
PIC 0	REV 10	750-012793		PC-1XGE-TYPE3-XFP-IQ2
PIC 1	REV 01	750-015217		PC-8GE-TYPE3-SFP-IQ2
PIC 2	REV 01	750-015217		PC-8GE-TYPE3-SFP-IQ2
PIC 3	REV 15	750-009450		PC-10C192-SON-SR2
SIB 0	REV 07	710-013074		SIB-I-T1600-S
SIB 1	REV 07	710-013074		SIB-I-T1600-S

SIB 2	REV 07	710-013074	SIB-I-T1600-S
SIB 3	REV 07	710-013074	SIB-I-T1600-S
SIB 4	REV 07	710-013074	SIB-I-T1600-S
Fan Tray 0			FANTRAY-T-S
Fan Tray 1			FANTRAY-T-S
Fan Tray 2			FAN-REAR-TX-T640-S

#### show chassis hardware detail (EX4200 Switch)

```
user@host> show chassis hardware detail
Hardware inventory:
Item                Version  Part number  Serial number  Description
Chassis              BM0208327733 EX4200-24T
Routing Engine 0     REV 11    750-021256   BM0208327733   EX4200-24T, 8 POE
Routing Engine 0     BM0208327733 EX4200-24T, 8 POE
FPC 0                REV 11    750-021256   BM0208327733   EX4200-24T, 8 POE
CPU                  BUILTIN   BUILTIN      FPC CPU
PIC 0                BUILTIN   BUILTIN      24x 10/100/1000 Base-T
PIC 1                REV 03B   711-021270   AR0208162285   4x GE SFP
BRD                  REV 08    711-021264   AK0208328289   EX4200-24T, 8 POE
Power Supply 0       REV 03    740-020957   AT0508346354   PS 320W AC
Fan Tray
```

#### show chassis hardware models (EX4500 Switch)

```
user@host> show chassis hardware models
Hardware inventory:
Item                Version  Part number  Serial number  FRU model number
Routing Engine 0     REV 01    750-035700   GG0210271867   EX4500-40F-FB-C
FPC 0                REV 01    750-035700   GG0210271867   EX4500-40F-FB-C
PIC 0                BUILTIN   BUILTIN      EX4500-40F-FB-C
Power Supply 1       REV 01    740-029654   H884FS00JC09   EX4500-PWR1-AC-FB
```

#### show chassis hardware (J6350 Router)

```
user@host> show chassis hardware
Hardware inventory:
Item                Version  Part number  Serial number  Description
Chassis              JN1090E07ADB JSR6350
Midplane             REV 03    710-014593   NP1265
System IO             REV 01    710-016210   NN9950         JX350 System IO
Crypto Module         Crypto Acceleration
Routing Engine       REV 08    710-015273   NM6509         RE-J6350-3400
ad0 248 MB 256MB CKS 00102006C24A00000039 Compact
Flash
FPC 0                FPC
PIC 0                4x GE Base PIC
FPC 1                REV 06    750-010355   AI07030023     FPC
PIC 0                2x T1
FPC 3                REV 06    750-011148   AJ06520151     FPC
PIC 0                2x E1
FPC 6                REV 06    750-013492   NC4170         FPC
PIC 0                4x FE
Power Supply 0
```

#### show chassis hardware (J6300 Router)

```
user@host> show chassis hardware
Hardware inventory:
Item                Version  Part number  Serial number  Description
Chassis              JN000164AB J6300
Midplane             REV 02.04 710-010001   CORE99570
```

System IO	REV 02.00	710-010003	CORE100848	System IO board
Routing Engine	RevX2.6	750-010006	IWGS40735390	RE-J.3
FPC 0				FPC
PIC 0				2x FE
FPC 1	RevX2.0	750-011380	N3960005	FPC
PIC 0				1xADSL pic Annex A
FPC 2	RevX2.0	750-011380	N3960002	FPC
PIC 0				1xADSL pic Annex B
FPC 3	REV 03	750-010354	N0780028	FPC
PIC 0				1x T3

### show chassis hardware (M7i Router)

```
user@host> show chassis hardware
```

Hardware inventory:

Item	Version	Part number	Serial number	Description
Chassis			31959	M7i
Midplane	REV 02	710-008761	CA0209	M7i Midplane
Power Supply 0	Rev 04	740-008537	PD10272	AC Power Supply
Routing Engine	REV 01	740-008846	1000396803	RE-5.0
CFEB	REV 02	750-009492	CA0166	Internet Processor IiV1
FPC 0				E-FPC
PIC 0	REV 04	750-003163	HJ6416	1x G/E, 1000 BASE-SX
PIC 1	REV 04	750-003163	HJ6423	1x G/E, 1000 BASE-SX
PIC 2	REV 04	750-003163	HJ6421	1x G/E, 1000 BASE-SX
PIC 3	REV 02	750-003163	HJ0425	1x G/E, 1000 BASE-SX
FPC 1				E-FPC
PIC 2	REV 01	750-009487	HM2275	ASP - Integrated
PIC 3	REV 01	750-009098	CA0142	2x F/E, 100 BASE-TX

Hardware inventory:

Item	Version	Part number	Serial number	Description
Chassis			B1157	M7i
Midplane	REV 05	710-008761	DM0840	M7i Midplane
Power Supply 0	Rev 08	740-008537	TE53755	AC Power Supply
Routing Engine	REV 07	740-011202	1000736567	RE-850
CFEB	REV 09	750-010463	DK6952	Internet Processor II
FPC 0				E-FPC
PIC 0	REV 12	750-012838	DL7993	4x 1GE(LAN), IQ2
Xcvr 0	REV 01	740-011614	PD94TDJ	SFP-LX10
Xcvr 1	REV 01	740-011615	PAD5EER	UNSUPPORTED
Xcvr 2	REV 01	740-011614	PD94THU	SFP-LX10
Xcvr 3		NON-JNPR	PDC2E7A	SFP-LX10
PIC 1	REV 03	750-023116	JT0203	4x CHSTM1 SDH CE SFP
Xcvr 0	REV 01	740-012434	AGT063832PS	SFP-SR
Xcvr 1	REV 01	740-012434	AGT063832LY	SFP-SR
Xcvr 3	REV 01	740-016064	C06J19018	SFP-LR
PIC 2	REV 15	750-014895	DM5757	MultiServices 100
PIC 3	REV 01	750-025390	JW9448	12x T1/E1 CE
FPC 1				E-FPC
PIC 2		BUILTIN	BUILTIN	1x Tunnel
PIC 3	REV 09	750-009099	DM0899	1x G/E, 1000 BASE
Xcvr 0	REV 01	740-012434	AGT07150HGJ	UNSUPPORTED
Fan Tray				Rear Fan Tray

### show chassis hardware (M10 Router)

```
user@host> show chassis hardware
```

Hardware inventory:

Item	Version	Part number	Serial number	Description
Chassis			1122	M10
Midplane	REV 1.1	710-001950	S/N AC6626	

Power supply A	Rev 01	740-002497	S/N LC36095	AC
Power supply B	Rev 01	740-002497	S/N LC36100	AC
Display	REV 1.2	710-001995	S/N AC6656	
Host			18000005dfb3fb01	teknor
FEB	REV 01	710-001948	S/N AC6632	Internet Processor II
FPC 0				
PIC 0	REV 08	750-001072	S/N AB2485	1x G/E, 1000 BASE-SX
PIC 1	REV 01	750-000613	S/N AA1048	1x OC-12 SONET, SMIR
FPC 1				
Fan Tray 0				FANTRAY-M10I-S
Fan Tray 1				FANTRAY-M10I-S

### show chassis hardware models (M10 Router)

```
user@host> show chassis hardware models
```

Hardware inventory:

Item	Version	Part number	CLEI code	FRU model number
Midplane	REV 04	710-008920		CHAS-MP-M10i-S
Power Supply 0	Rev 06	740-008537		PWR-M10i-M7i-AC-S
Power Supply 1	Rev 06	740-008537		PWR-M10i-M7i-AC-S
HCM 0	REV 03	710-010580		HCM-M10i-S
HCM 1	REV 03	710-010580		HCM-M10i-S
Routing Engine 0	REV 09	740-009459		RE-400-256-S
CFEB 0	REV 05	750-010465		FEB-M10i-M7i-S
FPC 0				
PIC 0	REV 10	750-002971		PE-40C3-SON-MM
PIC 1	REV 11	750-002992		PE-4FE-TX
PIC 2	REV 03	750-002977		PE-20C3-ATM-MM
PIC 3	REV 08	750-005724		PE-20C3-ATM2-MM
FPC 1				
PIC 2	REV 12	750-008425		PE-AS
PIC 3	REV 13	750-005636		PE-4CHDS3-QPP
Fan Tray 0				FANTRAY-M10I-S
Fan Tray 1				FANTRAY-M10I-S

### show chassis hardware (M20 Router)

```
user@host> show chassis hardware
```

Hardware inventory:

Item	Version	Part number	Serial number	Description
Chassis			20033	M20
Backplane	REV 07	710-001517	S/N AA7940	
Power supply B	Rev 01	740-001465	S/N 000001	AC
Display	REV 02	710-001519	S/N AA9704	
Host 0			98000004f8f27501	teknor
SSB slot 0	REV 01	710-001951	S/N AD5905	Internet Processor II
SSRAM bank 0	REV 01	710-001385	S00480	2 MB
SSRAM bank 1	REV 01	710-001385	S00490	2 MB
SSRAM bank 2	REV 01	710-001385	S001:?	2 MB
SSRAM bank 3	REV 01	710-001385	S00483	2 MB
SSB slot 1	N/A	N/A	N/A	Backup
FPC 1	REV 01	710-001292	S/N AB7528	
SSRAM	REV 01	710-000077	S/N 304209	1 MB
SDRAM bank 0	REV 01	710-000099	S/N 000603	64 MB
SDRAM bank 1	REV 01	710-000099	S/N 000414	64 MB
PIC 0	REV 03	750-000612	S/N AB8433	2x OC-3 ATM, MM
PIC 1	REV 01	750-000616	S/N AA1168	1x OC-12 ATM, MM
PIC 2	REV 01	750-000613	S/N AA1008	1x OC-12 SONET, SMIR
PIC 3	REV 01	750-002501	S/N AD5810	4x E3
FPC 2	REV 01	710-001292	S/N AC0119	
SSRAM	REV 01	710-000077	S/N 503241	1 MB

SDRAM bank 0	REV 01	710-000099	S/N 306835	64 MB
SDRAM bank 1	REV 01	710-000099	S/N 306832	64 MB
Fan Tray 0				Front Upper Fan Tray
Fan Tray 1				Front Middle Fan Tray
Fan Tray 2				Front Bottom Fan Tray
Fan Tray 3				Rear Fan Tray

#### show chassis hardware models (M20 Router)

```
user@host> show chassis hardware models
```

Hardware inventory:

Item	Version	Part number	CLEI code	FRU model number
Backplane	REV 03	710-002334		CHAS-MP-M20-S
Power Supply A	REV 06	740-001465		PWR-M20-AC-S
Display	REV 04	710-001519		CRAFT-M20-S
Routing Engine 0	REV 06	740-003239		RE-333-768-S
Routing Engine 1	REV 06	740-003239		RE-333-768-S
SSB 0	REV 02	710-001951		SSB-E-M20
SSB 1	N/A	N/A		
FPC 0	REV 03	710-003308		FPC-E
PIC 0	REV 08	750-002303		P-4FE-TX
PIC 1	REV 07	750-004745		P-2MCDS3
PIC 2	REV 03	750-002965		PE-4CHDS3
FPC 1	REV 03	710-003308		FPC-E
PIC 0	REV 03	750-002914		P-20C3-ATM-MM
Fan Tray 0				FANTRAY-F-M20-S
Fan Tray 1				FANTRAY-F-M20-S
Fan Tray 2				FANTRAY-F-M20-S
Fan Tray 3				FANTRAY-R-M20-S

#### show chassis hardware (M40 Router)

```
user@host> show chassis hardware
```

Hardware inventory:

Item	Version	Part number	Serial number	Description
Backplane	REV 02	710-000073	S/N AA0053	
Power supply A	Rev 2	740-000235	S/N 000042	DC
Maxicab	REV X1	710-000229	S/N AA0139	
Minicab	REV X1	710-000482	S/N AA0201	
Display	REV 06	710-000150	S/N AA0905	
Host				cpv5000
SCB	REV X1	710-000075	S/N AA0158	Internet Processor I
SSRAM bank 0	REV 02	710-000077	S/N AA2267	1 MB
SSRAM bank 1	REV 02	710-000077	S/N AA2270	1 MB
SSRAM bank 2	REV 02	710-000077	S/N AA2269	1 MB
SSRAM bank 3	REV 02	710-000077	S/N AA2268	1 MB
FPC 0	REV 01	710-000175	S/N AA0048	
SSRAM	REV 01	710-000077	S/N AA2333	1 MB
SDRAM bank 0	REV 01	710-000099	S/N AA2332	64 MB
SDRAM bank 1	REV X1	710-000099	S/N AA2337	64 MB
PIC 0	REV 04	750-000613	S/N aa0343	1x OC-12 SONET, SMIR
PIC 1	REV 04	750-000613	S/N AA0379	1x OC-12 SONET, SMIR
PIC 2	REV 04	750-000613	S/N AA0377	1x OC-12 SONET, SMIR
PIC 3	REV 04	750-000613	S/N AA0378	1x Tunnel
FPC 2	REV 01	710-000175	S/N AA0042	
SSRAM	REV 02	710-000077	S/N AA2288	1 MB
SDRAM bank 0	REV 01	710-000099	S/N AA2331	64 MB
SDRAM bank 1	REV 01	710-000099	S/N AA2330	64 MB
PIC 0	REV X1	750-000603	S/N AA0143	4x OC-3 SONET, SMIR
PIC 1	REV X1	750-000615	S/N AA0149	4x OC-3 SONET, MM
PIC 2	REV X1	750-000611	S/N AA0148	4x OC-3 SONET, MM

PIC 3	REV 04	750-000613	S/N AA0330	1x OC-12 SONET, SMIR
FPC 4	REV 01	710-000175	S/N AA0050	
SSRAM	REV 01	710-000077	S/N AA2327	1 MB
SDRAM bank 0	REV 01	710-000099	S/N AA2329	64 MB
SDRAM bank 1	REV 01	710-000099	S/N AA2328	64 MB
PIC 0	REV 04	750-000613	S/N AA0320	1x OC-12 SONET, SMIR
PIC 2	REV 05	750-000616	S/N AA1341	1x OC-12 ATM, MM
PIC 3	REV 08	750-001072	S/N AB2462	1x G/E, 1000 BASE-SX
FPC 5	REV 10	710-000175	S/N AA7663	
SSRAM	REV 01	710-000077	S/N 501590	1 MB
SDRAM bank 0	REV 01	710-000099	S/N 300949	64 MB
SDRAM bank 1	REV 01	710-000099	S/N 300868	64 MB
PIC 1	REV 01	750-001323	S/N AB1670	1x Tunnel

### show chassis hardware (M40e Router)

```
user@host> show chassis hardware
Hardware inventory:
```

Item	Version	Part number	Serial number	Description
Chassis				m40e
Midplane	REV 01	710-005071	AX3671	
FPM CMB	REV 03	710-001642	AR9074	
FPM Display	REV 03	710-001647	AR7331	
CIP	REV 04	710-002649	BB4449	
PEM 0	Rev 01	740-003787	MC12364	Power Entry Module
PEM 1	Rev 01	740-003787	MC12383	Power Entry Module
PCG 0	REV 07	710-001568	AG1332	
PCG 1	REV 07	710-001568	AR3789	
Host 0			3e000007c8176601	Present
MCS 0	REV 11	710-001226	AN5813	
SFM 0 SPP	REV 07	710-001228	AG4676	
SFM 0 SPR	REV 05	710-002189	AE4735	Internet Processor II
SFM 1 SPP	REV 07	710-001228	AP1347	
SFM 1 SPR	REV 05	710-002189	BE0063	Internet Processor II
FPC 0	REV 01	710-011725	BE0669	M40e-EP-FPC Type 1
CPU	REV 01	710-004600	BD9504	
PIC 0	REV 03	750-003737	AY3991	4x G/E, 1000 BASE-SX
FPC 1	REV 01	710-005197	BD9842	M40e-FPC Type 2
CPU	REV 01	710-004600	BB4869	
PIC 0	REV 07	750-001900	AR8278	1x OC-48 SONET, SMSR
FPC 2	REV 02	710-005197	BD9824	M40e-FPC Type 2
CPU	REV 01	710-004600	BD9531	
PIC 0	REV 03	750-003737	AY3986	4x G/E, 1000 BASE-SX
FPC 4	REV 02	710-005078	BE0664	M40e-FPC Type 1
CPU	REV 01	710-004600	BD9559	
PIC 0	REV 03	750-001894	AG7963	1x G/E, 1000 BASE-SX
PIC 2	REV 01	750-002575	AF2472	4x OC-3 SONET, SMIR
FPC 6	REV 02	710-005078	BE0652	M40e-FPC Type 1
CPU	REV 01	710-004600	BD9607	
PIC 0	REV 02	750-002911	AN2286	4x F/E, 100 BASE-TX
PIC 2	REV 01	750-002577	AP6345	4x OC-3 SONET, MM

### show chassis hardware (M120 Router)

```
user@host> show chassis hardware
Hardware inventory:
```

Item	Version	Part number	Serial number	Description
Chassis			JN000054AC	M120
Midplane	REV 01	710-013667	RB4170	M120 Midplane
FPM Board	REV 02	710-011407	CJ9186	M120 FPM Board
FPM Display	REV 02	710-011405	CJ9173	M120 FPM Display

FPM CIP	REV 02	710-011410	CJ9221	M120 FPM CIP
PEM 0	Rev 05	740-011936	RM28320	AC Power Entry Module
PEM 1	Rev 05	740-011936	RM28321	AC Power Entry Module
Routing Engine 0	REV 03	740-014080	1000642883	RE-A-1000
CB 0	REV 03	710-011403	CM8346	M120 Control Board
CB 1	REV 06	710-011403	CP6728	M120 Control Board
FPC 1	REV 02	710-015908	CP6925	M120 CFPC 10GE
PIC 0		BUILTIN	BUILTIN	1x 10GE(LAN/WAN) XFP
Xcvr 0	REV 01	740-014279	62E204N00007	XFP-10G-LR
FPC 3	REV 03	710-011393	CJ9234	M120 FPC Type 2
PIC 0	REV 16	750-008155	NB5229	2x G/E IQ, 1000 BASE
Xcvr 0	REV 01	740-011613	P9F15JB	SFP-SX
Xcvr 1	REV 01	740-007326	P4QOR9G	SFP-SX
PIC 1	REV 09	750-007745	CG4360	4x OC-3 SONET, SMIR
PIC 2	REV 16	750-008155	ND7787	2x G/E IQ, 1000 BASE
Xcvr 0	REV 01	740-011613	P9F12AS	SFP-SX
Xcvr 1	REV 01	740-011613	P9F1ALU	SFP-SX
PIC 3	REV 07	750-011800	JW1284	8x 1GE(LAN), IQ2
Xcvr 0	REV 01	740-011613	P9F1AM6	SFP-SX
Xcvr 6	REV 01	740-011613	P9F16NN	SFP-SX
Xcvr 7	REV 01	740-011782	P8C29Y7	SFP-SX
Board B	REV 02	710-011395	CN3754	M120 FPC Mezz
FPC 4	REV 02	710-011398	CP6741	M120 FPC Type 3
PIC 0	REV 16	750-007141	NB2855	10x 1GE(LAN), 1000 BASE
Xcvr 0	REV 01	740-011782	P922A1F	SFP-SX
Xcvr 1	REV 01	740-011782	P922A16	SFP-SX
Xcvr 2	REV 01	740-011782	P922A0U	SFP-SX
Xcvr 3	REV 01	740-011782	P9229UZ	SFP-SX
Xcvr 4	REV 01	740-009029	P11JXWP	SFP-LX
Xcvr 6	REV 01	740-011613	P9F1ALW	SFP-SX
FPC 5	REV 01	710-011388	CJ9088	M120 FPC Type 1
PIC 0	*** Hardware Not Supported ***			
PIC 1	REV 05	750-012052	NB0410	1x CHOC3 IQ SONET, SMLR
PIC 2	REV 01	750-013167	CM3824	4x CHDS3 IQ
PIC 3	REV 01	750-010240	CB5366	1x G/E SFP, 1000 BASE
Board B	REV 01	710-011390	CJ9103	M120 FPC Mezz Board
FEB 3	REV 04	710-011663	CP6673	M120 FEB
FEB 4	REV 04	710-011663	CJ9368	M120 FEB
FEB 5	REV 04	710-011663	CJ9386	M120 FEB
Fan Tray 0				Front Top Fan Tray
Fan Tray 1				Front Bottom Fan Tray
Fan Tray 2				Rear Top Fan Tray
Fan Tray 3				Rear Bottom Fan Tray

### show chassis hardware detail (M120 Router)

```

user@host> show chassis hardware detail
Hardware inventory:
Item          Version  Part number  Serial number  Description
Chassis                               JN000054AC    M120
Midplane      REV 01   710-013667   RB4170         M120 Midplane
FPM Board     REV 02   710-011407   CJ9186         M120 FPM Board
FPM Display   REV 02   710-011405   CJ9173         M120 FPM Display
FPM CIP       REV 02   710-011410   CJ9221         M120 FPM CIP
PEM 0         Rev 05   740-011936   RM28320        AC Power Entry Module
PEM 1         Rev 05   740-011936   RM28321        AC Power Entry Module
Routing Engine 0 REV 03   740-014080   1000642883     RE-A-1000
ad0           248 MB   SILICONSYSTEMS INC 256M 126CT505S0763SC00110 Compact Flash
ad2           38154 MB HTE541040G9SA00    MPBBTOX2HS2E3M  Hard Disk

```

CB 0	REV 03	710-011403	CM8346	M120 Control Board
CB 1	REV 06	710-011403	CP6728	M120 Control Board
FPC 1	REV 02	710-015908	CP6925	M120 CFPC 10GE
PIC 0		BUILTIN	BUILTIN	1x 10GE(LAN/WAN) XFP
Xcvr 0	REV 01	740-014279	62E204N00007	XFP-10G-LR
FPC 3	REV 03	710-011393	CJ9234	M120 FPC Type 2
PIC 0	REV 16	750-008155	NB5229	2x G/E IQ, 1000 BASE
Xcvr 0	REV 01	740-011613	P9F15JB	SFP-SX
Xcvr 1	REV 01	740-007326	P4Q0R9G	SFP-SX
PIC 1	REV 09	750-007745	CG4360	4x OC-3 SONET, SMIR
PIC 2	REV 16	750-008155	ND7787	2x G/E IQ, 1000 BASE
Xcvr 0	REV 01	740-011613	P9F12AS	SFP-SX
Xcvr 1	REV 01	740-011613	P9F1ALU	SFP-SX
PIC 3	REV 07	750-011800	JW1284	8x 1GE(LAN), IQ2
Xcvr 0	REV 01	740-011613	P9F1AM6	SFP-SX
Xcvr 6	REV 01	740-011613	P9F16NN	SFP-SX
Xcvr 7	REV 01	740-011782	P8C29Y7	SFP-SX
Board B	REV 02	710-011395	CN3754	M120 FPC Mezz
FPC 4	REV 02	710-011398	CP6741	M120 FPC Type 3
PIC 0	REV 16	750-007141	NB2855	10x 1GE(LAN), 1000 BASE
Xcvr 0	REV 01	740-011782	P922A1F	SFP-SX
Xcvr 1	REV 01	740-011782	P922A16	SFP-SX
Xcvr 2	REV 01	740-011782	P922A0U	SFP-SX
Xcvr 3	REV 01	740-011782	P9229UZ	SFP-SX
Xcvr 4	REV 01	740-009029	P11JXWP	SFP-LX
Xcvr 6	REV 01	740-011613	P9F1ALW	SFP-SX
FPC 5	REV 01	710-011388	CJ9088	M120 FPC Type 1
PIC 0	*** Hardware Not Supported ***			
PIC 1	REV 05	750-012052	NB0410	1x CHOC3 IQ SONET, SMLR
PIC 2	REV 01	750-013167	CM3824	4x CHDS3 IQ
PIC 3	REV 01	750-010240	CB5366	1x G/E SFP, 1000 BASE
Board B	REV 01	710-011390	CJ9103	M120 FPC Mezz Board
FEB 3	REV 04	710-011663	CP6673	M120 FEB
FEB 4	REV 04	710-011663	CJ9368	M120 FEB
FEB 5	REV 04	710-011663	CJ9386	M120 FEB
Fan Tray 0				Front Top Fan Tray
Fan Tray 1				Front Bottom Fan Tray
Fan Tray 2				Rear Top Fan Tray
Fan Tray 3				Rear Bottom Fan Tray

### show chassis hardware models (M120 Router)

```

user@host> show chassis hardware models
Hardware inventory:
Item          Version  Part number  CLEI code  FRU model number
Midplane      REV 01   710-013667
FPM CIP       REV 02   710-011410   CRAFT-M120-S
PEM 0         Rev 05   740-011936   PWR-M120-AC-S
PEM 1         Rev 05   740-011936   PWR-M120-AC-S
Routing Engine 0 REV 03   740-014080   RE-A-1000-2048-S
CB 0          REV 03   710-011403   CB-M120-S
CB 1          REV 06   710-011403   CB-M120-S
FPC 1         REV 02   710-015908   M120-cFPC-1XGE-XFP
FPC 3
PIC 0         REV 16   750-008155   PB-2GE-SFP-QPP
PIC 1         REV 09   750-007745   PC-40C3-SON-SMIR
PIC 2         REV 16   750-008155   PB-2GE-SFP-QPP
PIC 3         REV 07   750-011800   PB-8GE-TYPE2-SFP-IQ2
FPC 4

```

PIC 0	REV 16	750-007141	PC-10GE-SFP
FPC 5			
PIC 1	REV 05	750-012052	PB-1CHOC3-SMIR-QPP
PIC 2	REV 01	750-013167	PE-4CHDS3-QPP
PIC 3	REV 01	750-010240	PB-1GE-SFP
Fan Tray 0			FFANTRAY-M120-S
Fan Tray 1			FFANTRAY-M120-S
Fan Tray 2			RFANTRAY-M120-S
Fan Tray 3			RFANTRAY-M120-S

### show chassis hardware (M160 Router)

```
user@host> show chassis hardware
```

Item	Version	Part number	Serial number	Description
Chassis			101	M160
Midplane	REV 02	710-001245	S/N AB4107	
FPM CMB	REV 01	710-001642	S/N AA2911	
FPM Display	REV 01	710-001647	S/N AA2999	
CIP	REV 02	710-001593	S/N AA9563	
PEM 0	Rev 01	740-001243	S/N KJ35769	DC
PEM 1	Rev 01	740-001243	S/N KJ35765	DC
PCG 0	REV 01	710-001568	S/N AA9794	
PCG 1	REV 01	710-001568	S/N AA9804	
Host 1			da000004f8d57001	teknor
MCS 1	REV 03	710-001226	S/N AA9777	
SFM 0 SPP	REV 04	710-001228	S/N AA2975	
SFM 0 SPR	REV 02	710-001224	S/N AA9838	Internet Processor I
SFM 1 SPP	REV 04	710-001228	S/N AA2860	
SFM 1 SPR	REV 01	710-001224	S/N AB0139	Internet Processor I
FPC 0	REV 03	710-001255	S/N AA9806	FPC Type 1
CPU	REV 02	710-001217	S/N AA9590	
PIC 1	REV 05	750-000616	S/N AA1527	1x OC-12 ATM, MM
PIC 2	REV 05	750-000616	S/N AA1535	1x OC-12 ATM, MM
PIC 3	REV 01	750-000616	S/N AA1519	1x OC-12 ATM, MM
FPC 1	REV 02	710-001611	S/N AA9523	FPC Type 2
CPU	REV 02	710-001217	S/N AA9571	
PIC 0	REV 03	750-001900	S/N AA9626	1x STM-16 SDH, SMIR
PIC 1	REV 01	710-002381	S/N AD3633	2x G/E, 1000 BASE-SX
FPC 2				FPC Type OC192
CPU	REV 03	710-001217	S/N AB3329	
PIC 0	REV 01			1x OC-192 SM SR-2
Fan Tray 0				Rear Bottom Blower
Fan Tray 1				Rear Top Blower
Fan Tray 2				Front Top Blower
Fan Tray 3				Front Fan Tray

### show chassis hardware models (M160 Router)

```
user@host> show chassis hardware models
```

Hardware inventory:				
Item	Version	Part number	CLEI code	FRU model number
Midplane	REV 03	710-009120		CHAS-BP-M320-S
FPM Display	REV 02	710-009351		CRAFT-M320-S
CIP	REV 03	710-005926		CIP-M320-S
PEM 2	Rev X4	740-009148		PWR-M-DC-S
PEM 3	Rev X4	740-009148		PWR-M-DC-S
Routing Engine 0	REV 02	740-008883		RE-1600-2048-S
Routing Engine 1	REV 02	740-008883		RE-1600-2048-S
FPC 0	REV 02	710-010419		M320-FPC1
PIC 0	REV 01	750-001323		P-TUNNEL
PIC 1	REV 02	750-002987		PE-10C12-SON-SMIR

PIC 2	REV 04	750-001894	PB-1GE-SX
PIC 3	REV 04	750-001896	PB-10C12-SON-SMIR
FPC 1	REV 02	710-010419	M320-FPC1
PIC 0	REV 04	750-001894	PB-1GE-SX
PIC 1	REV 04	750-001894	PB-1GE-SX
PIC 3	REV 03	750-001894	PB-1GE-SX
FPC 2	REV 02	710-010419	M320-FPC1
PIC 0	REV 10	750-005634	PB-1CHOC12SMIR-QPP
PIC 1	REV 10	750-005634	PB-1CHOC12SMIR-QPP
PIC 2	REV 07	750-005634	PB-1CHOC12SMIR-QPP
PIC 3	REV 07	750-005634	PB-1CHOC12SMIR-QPP
PIC 1	REV 10	750-005634	PB-1CHOC12SMIR-QPP
PIC 2	REV 07	750-005634	PB-1CHOC12SMIR-QPP
PIC 3	REV 07	750-005634	PB-1CHOC12SMIR-QPP
FPC 3			
PIC 0	REV 03	750-001895	PB-10C12-SON-MM
PIC 1	REV 04	750-001894	PB-1GE-SX
PIC 3	REV 04	750-003141	PB-1GE-SX-B
FPC 4	REV 02	710-010419	M320-FPC1
FPC 5	REV 02	710-010419	M320-FPC1
FPC 6	REV 02	710-010419	M320-FPC1
FPC 7			
PIC 0	REV 15	750-001901	PB-40C12-SON-SMIR
PIC 1	REV 06	750-001900	PB-10C48-SON-SMSR
PIC 2	REV 07	750-001900	PB-10C48-SON-SMSR
PIC 3	REV 05	750-003737	PB-4GE-SX
SIB 0	REV 03	710-009184	SIB-M-S
SIB 1	REV 03	710-009184	SIB-M-S
SIB 2	REV 03	710-009184	SIB-M-S
SIB 3	REV 03	710-009184	SIB-M-S
Fan Tray 0			FFANTRAY-M320-S
Fan Tray 1			FFANTRAY-M320-S
Fan Tray 2			RFANTRAY-M320-S

### show chassis hardware detail (M160 Router)

```

user@host> show chassis hardware detail
Hardware inventory:

```

Item	Version	Part number	Serial number	Description
Chassis			101	M160
Midplane				
FPM CMB	REV 02	710-001245	S/N AB4107	
FPM Display	REV 01	710-001642	S/N AA2911	
CIP	REV 01	710-001647	S/N AA2999	
PEM 0	REV 02	710-001593	S/N AA9563	
PEM 1	Rev 01	740-001243	S/N KJ35769	DC
PCG 0	Rev 01	740-001243	S/N KJ35765	DC
PCG 1	REV 01	710-001568	S/N AA9794	
Host 1				
MCS 1	REV 01	710-001568	S/N AA9804	
SFM 0 SPP			da000004f8d57001	teknor
SFM 0 SPR	REV 03	710-001226	S/N AA9777	
SSRAM bank 0	REV 04	710-001228	S/N AA2975	
SSRAM bank 1	REV 02	710-001224	S/N AA9838	Internet Processor I
SSRAM bank 2	REV 01	710-000077	S/N 306456	1 MB
SSRAM bank 3	REV 01	710-000077	S/N 306474	1 MB
SSRAM bank 4	REV 01	710-000077	S/N 306388	1 MB
SSRAM bank 5	REV 01	710-000077	S/N 306392	1 MB
SFM 1 SPP	REV 04	710-001228	S/N AA2860	
SFM 1 SPR	REV 01	710-001224	S/N AB0139	Internet Processor I
SSRAM bank 0	REV 01	710-000077	S/N 302917	1 MB
SSRAM bank 1	REV 01	710-000077	S/N 302662	1 MB
SSRAM bank 2	REV 01	710-000077	S/N 302593	1 MB

SSRAM bank 3	REV 01	710-000077	S/N 100160	1 MB
FPC 0	REV 03	710-001255	S/N AA9806	FPC Type 1
CPU	REV 02	710-001217	S/N AA9590	
SSRAM	REV 01	710-000077	S/N 302836	1 MB
SDRAM 0	REV 01	710-001196	S00141	32 MB
SDRAM 1	REV 01	710-001196	S0010;	32 MB
SSRAM	REV 01	710-000077	S/N 302633	1 MB
SDRAM 0	REV 01	710-001196	S00143	32 MB
SDRAM 1	REV 01	710-001196	S00115	32 MB
SSRAM	REV 01	710-000077	S/N 302952	1 MB
SDRAM 0	REV 01	710-001196	S00135	32 MB
SDRAM 1	REV 01	710-001196	S001=3	32 MB
SSRAM	REV 01	710-000077	S/N 302892	1 MB
SDRAM 0	REV 01	710-001196	S000?6	32 MB
SDRAM 1	REV 01	710-001196	S001=5	32 MB
PIC 1	REV 05	750-000616	S/N AA1527	1x OC-12 ATM, MM
PIC 2	REV 05	750-000616	S/N AA1535	1x OC-12 ATM, MM
PIC 3	REV 01	750-000616	S/N AA1519	1x OC-12 ATM, MM
FPC 1	REV 02	710-001611	S/N AA9523	FPC Type 2
CPU	REV 02	710-001217	S/N AA9571	
SSRAM	REV 01	710-000077	S/N 306340	1 MB
SDRAM 0	REV 01	710-001196	S00012	32 MB
SDRAM 1	REV 01	710-001196	S0001?	32 MB
SSRAM	REV 01	710-000077	S/N 306454	1 MB
SDRAM 0	REV 01	710-001196	S00028	32 MB
SDRAM 1	REV 01	710-001196	S0002?	32 MB
SSRAM	REV 01	710-000077	S/N 306492	1 MB
SDRAM 0	REV 01	710-001196	S00015	32 MB
SDRAM 1	REV 01	710-001196	S00031	32 MB
SSRAM	REV 01	710-000077	S/N 306363	1 MB
SDRAM 0	REV 01	710-001196	S00013	32 MB
SDRAM 1	REV 01	710-001196	S00032	32 MB
PIC 0	REV 03	750-001900	S/N AA9626	1x STM-16 SDH, SMIR
PIC 1	REV 01	710-002381	S/N AD3633	2x G/E, 1000 BASE-SX
FPC 2				FPC Type OC192
... SSRAM	REV 01	710-000077	S/N 306466	1 MB

### show chassis hardware (M320 Router)

```
user@host> show chassis hardware
```

Hardware inventory:				
Item	Version	Part number	Serial number	Description
Chassis			67245	M320
Midplane	REV 05	710-009120	RB1202	M320 Midplane
FPM GBUS	REV 04	710-005928	HZ5697	M320 Board
FPM Display	REV 05	710-009351	HR1464	M320 FPM Display
CIP	REV 04	710-005926	HT8672	M320 CIP
PEM 0	Rev 05	740-009148	QK34208	DC Power Entry Module
PEM 1	Rev 05	740-009148	QK34262	DC Power Entry Module
PEM 2	Rev 05	740-009148	QF10449	DC Power Entry Module
PEM 3	Rev 05	740-009148	QJ18257	DC Power Entry Module
Routing Engine 0	REV 06	740-008883	P11123901185	RE-4.0
CB 0	REV 07	710-009115	JB2382	M320 Control Board
FPC 0	REV 02	710-005017	CD9926	M320 FPC Type 2
CPU	REV 01	710-011659	CJ6940	M320 PCA SCPU
PIC 0	REV 07	750-001900	AT1594	1x OC-48 SONET, SMSR
PIC 1	REV 03	750-001850	HS2746	1x Tunnel
PIC 2	REV 05	750-010618	JE7117	4x G/E SFP, 1000 BASE
PIC 3	REV 06	750-001900	HE6083	1x OC-48 SONET, SMSR
FPC 2	REV 02	710-005017	CH0319	M320 FPC Type 1
CPU	REV 01	710-011659	CJ6942	M320 PCA SCPU

PIC 0	REV 05	750-003034	BD8705	4x OC-3 SONET, SMIR
FPC 5	REV 02	710-005017	CD9938	M320 FPC Type 2
CPU				
FPC 7	REV 02	710-005017	CD9934	M320 FPC Type 2
CPU				
SIB 0	REV 09	710-009184	JA6540	M320 SIB
SIB 1	REV 09	710-009184	HV9511	M320 SIB
SIB 2	REV 09	710-009184	HW2057	M320 SIB
SIB 3	REV 09	710-009184	JA6687	M320 SIB
Fan Tray 0				Front Top Fan Tray
Fan Tray 1				Front Bottom Fan Tray
Fan Tray 2				Rear Fan Tray

### show chassis hardware models (M320 Router)

```
user@host> show chassis hardware models
```

Hardware inventory:

Item	Version	Part number	CLEI code	FRU model number
Midplane	REV 03	710-009120		CHAS-BP-M320-S
FPM Display	REV 02	710-009351		CRAFT-M320-S
CIP	REV 03	710-005926		CIP-M320-S
PEM 2	Rev X4	740-009148		PWR-M-DC-S
PEM 3	Rev X4	740-009148		PWR-M-DC-S
Routing Engine 0	REV 02	740-008883		RE-1600-2048-S
Routing Engine 1	REV 02	740-008883		RE-1600-2048-S
FPC 0	REV 02	710-010419		M320-FPC1
PIC 0	REV 01	750-001323		P-TUNNEL
PIC 1	REV 02	750-002987		PE-10C12-SON-SMIR
PIC 2	REV 04	750-001894		PB-1GE-SX
PIC 3	REV 04	750-001896		PB-10C12-SON-SMIR
FPC 1	REV 02	710-010419		M320-FPC1
PIC 0	REV 04	750-001894		PB-1GE-SX
PIC 1	REV 04	750-001894		PB-1GE-SX
PIC 3	REV 03	750-001894		PB-1GE-SX
FPC 2	REV 02	710-010419		M320-FPC1
PIC 0	REV 10	750-005634		PB-1CHOC12SMIR-QPP
PIC 1	REV 10	750-005634		PB-1CHOC12SMIR-QPP
PIC 2	REV 07	750-005634		PB-1CHOC12SMIR-QPP
PIC 3	REV 07	750-005634		PB-1CHOC12SMIR-QPP
PIC 1	REV 10	750-005634		PB-1CHOC12SMIR-QPP
PIC 2	REV 07	750-005634		PB-1CHOC12SMIR-QPP
PIC 3	REV 07	750-005634		PB-1CHOC12SMIR-QPP
FPC 3				
PIC 0	REV 03	750-001895		PB-10C12-SON-MM
PIC 1	REV 04	750-001894		PB-1GE-SX
PIC 3	REV 04	750-003141		PB-1GE-SX-B
FPC 4	REV 02	710-010419		M320-FPC1
FPC 5	REV 02	710-010419		M320-FPC1
FPC 6	REV 02	710-010419		M320-FPC1
FPC 7				
PIC 0	REV 15	750-001901		PB-40C12-SON-SMIR
PIC 1	REV 06	750-001900		PB-10C48-SON-SMSR
PIC 2	REV 07	750-001900		PB-10C48-SON-SMSR
PIC 3	REV 05	750-003737		PB-4GE-SX
SIB 0	REV 03	710-009184		SIB-M-S
SIB 1	REV 03	710-009184		SIB-M-S
SIB 2	REV 03	710-009184		SIB-M-S
SIB 3	REV 03	710-009184		SIB-M-S
Fan Tray 0				FFANTRAY-M320-S
Fan Tray 1				FFANTRAY-M320-S
Fan Tray 2				RFANTRAY-M320-S

## show chassis hardware (MX5 Router)

```

user@host> show chassis hardware
Hardware inventory:
Item          Version  Part number  Serial number  Description
Chassis                               E1368          MX5-T
Midplane      REV 01   711-038215   YF5288        MX5-T
PEM 0         Rev 04   740-028288   VA01215       AC Power Entry Module
PEM 1         Rev 04   740-028288   VA01218       AC Power Entry Module
Routing Engine BUILTIN  BUILTIN      Routing Engine
TFEB 0        BUILTIN  BUILTIN      Forwarding Engine
Processor
  QXM 0       REV 05   711-028408   ZA9136        MPC QXM
  FPC 0       BUILTIN  BUILTIN      MPC BUILTIN
    MIC 0     BUILTIN  BUILTIN      4x 10GE XFP
    PIC 0     BUILTIN  BUILTIN      4x 10GE XFP
  FPC 1       BUILTIN  BUILTIN      MPC BUILTIN
    MIC 0     REV 24   750-028392   YX9820        3D 20x 1GE(LAN) SFP
    PIC 0     BUILTIN  BUILTIN      10x 1GE(LAN) SFP
      Xcvr 0   REV 01   740-031851   AM1045SUAQ3   SFP-SX
      Xcvr 1   REV 01   740-031851   AM1045SUAPA   SFP-SX
      Xcvr 2   REV 01   740-031851   AM1045SUAN7   SFP-SX
      Xcvr 3   REV 01   740-031851   AM1045SU91Q   SFP-SX
      Xcvr 4   REV 01   740-031851   AM1045SUDDR   SFP-SX
      Xcvr 9   REV 01   740-011613   AM0848SB6A1   SFP-SX
    PIC 1     BUILTIN  BUILTIN      10x 1GE(LAN) SFP
      Xcvr 0   REV 01   740-031851   AM1045SUANO   SFP-SX
      Xcvr 1   REV 01   740-011613   AS0812S0719   SFP-SX
      Xcvr 2   REV 01   740-011613   AM0821SA121   SFP-SX
      Xcvr 3   REV 01   740-011613   PF21K21       SFP-SX
      Xcvr 4   REV 01   740-011613   AM0848SB69Z   SFP-SX
      Xcvr 5   REV 01   740-011782   P9P0XV3       SFP-SX
      Xcvr 6   REV 01   740-011613   AM0812S8WJN   SFP-SX
      Xcvr 7   REV 01   740-011613   PAM3G9Q       SFP-SX
      Xcvr 8   REV 01   740-011613   AM0848SB4A6   SFP-SX
      Xcvr 9   REV 01   740-011782   P9M0U37       SFP-SX
    MIC 1     REV 20   750-028380   ZG2657        3D 2x 10GE XFP
    PIC 2     BUILTIN  BUILTIN      1x 10GE XFP
    PIC 3     BUILTIN  BUILTIN      1x 10GE XFP
Fan Tray

```

## show chassis hardware (MX10 Router)

```

user@host> show chassis hardware
Hardware inventory:
Item          Version  Part number  Serial number  Description
Chassis                               E1372          MX10-T
Midplane      REV 01   711-038211   YF5285        MX10-T
PEM 0         Rev 04   740-028288   VB01678       AC Power Entry Module
Routing Engine BUILTIN  BUILTIN      Routing Engine
TFEB 0        BUILTIN  BUILTIN      Forwarding Engine
Processor
  QXM 0       REV 05   711-028408   ZA9053        MPC QXM
  FPC 0       BUILTIN  BUILTIN      MPC BUILTIN
    MIC 0     BUILTIN  BUILTIN      4x 10GE XFP
    PIC 0     BUILTIN  BUILTIN      4x 10GE XFP
  FPC 1       BUILTIN  BUILTIN      MPC BUILTIN
    MIC 0     REV 24   750-028392   YX9436        3D 20x 1GE(LAN) SFP
    PIC 0     BUILTIN  BUILTIN      10x 1GE(LAN) SFP
      Xcvr 0   REV 01   740-031851   AM1107SUFQW   SFP-SX

```

PIC 1	BUILTIN	BUILTIN	10x 1GE(LAN) SFP
Fan Tray			Fan Tray

### show chassis hardware (MX40 Router)

```

user@host> show chassis hardware
Hardware inventory:
Item          Version  Part number  Serial number  Description
Chassis                               E1367         MX40-T
Midplane      REV 01   711-038211   YF5284        MX40-T
PEM 0         Rev 04   740-028288   VB01680       AC Power Entry Module
PEM 1         Rev 04   740-028288   VB01700       AC Power Entry Module
Routing Engine BUILTIN   BUILTIN      Routing Engine
TFEB 0        BUILTIN   BUILTIN      Forwarding Engine
Processor
  QXM 0       REV 05   711-028408   ZA9048        MPC QXM
  FPC 0       BUILTIN   BUILTIN      MPC BUILTIN
    MIC 0     BUILTIN   BUILTIN      4x 10GE XFP
      PIC 0   BUILTIN   BUILTIN      4x 10GE XFP
        Xcvr 0 REV 01   740-014279   M7067UPP      XFP-10G-LR
        Xcvr 1     NON-JNPR   K9J02UN      XFP-10G-LR
  FPC 1       BUILTIN   BUILTIN      MPC BUILTIN
    MIC 0     REV 24   750-028392   YX3504        3D 20x 1GE(LAN) SFP
      PIC 0   BUILTIN   BUILTIN      10x 1GE(LAN) SFP
        Xcvr 0 REV 01   740-011613   AM0812S8WTE   SFP-SX
        Xcvr 1 REV 01   740-011613   PFA6KV2       SFP-SX
        Xcvr 2 REV 01   740-031851   AM1045SUDDM   SFP-SX
        Xcvr 3 REV 01   740-011613   PD63C7M       SFP-SX
        Xcvr 4 REV 01   740-011613   PD63DJY       SFP-SX
        Xcvr 5 REV 02   740-011613   AA0950STLL9   SFP-SX
        Xcvr 6 REV 01   740-011782   PAR1YHC       SFP-SX
        Xcvr 7 REV 01   740-011782   P9P0XXL       SFP-SX
        Xcvr 8 REV 01   740-011613   PD63D95       SFP-SX
        Xcvr 9 REV 01   740-031851   AM1045SU9B8   SFP-SX
      PIC 1   BUILTIN   BUILTIN      10x 1GE(LAN) SFP
        Xcvr 0 REV 01   740-011613   PF21L3Z       SFP-SX
        Xcvr 1 REV 01   740-031851   AM1045SU7M9   SFP-SX
        Xcvr 2 REV 01   740-031851   AM1045SUAPT   SFP-SX
        Xcvr 3 REV 01   740-011613   PFF2BZH       SFP-SX
        Xcvr 4 REV 01   740-031851   AM1045SUDDN   SFP-SX
        Xcvr 5 REV 01   740-031851   AM1039S00ZR   SFP-SX
        Xcvr 6 REV 01   740-031851   AM1045SUD6Y   SFP-SX
        Xcvr 8 REV 01   740-011613   PFM1QBS       SFP-SX
        Xcvr 9 REV 01   740-011613   PFF2E25       SFP-SX
    MIC 1     REV 01   750-021130   KG4391        3D 2x 10GE XFP
      PIC 2   BUILTIN   BUILTIN      1x 10GE XFP
        Xcvr 0 REV 01   740-011571   C645XJ04G     XFP-10G-SR
      PIC 3   BUILTIN   BUILTIN      1x 10GE XFP
        Xcvr 0     NON-JNPR   CA49BK0AE     XFP-10G-SR
Fan Tray

```

### show chassis hardware (Fixed MX80 Router)

```

user@host> show chassis hardware
Hardware inventory:
Item          Version  Part number  Serial number  Description
Chassis                               MX80-48T
Midplane      REV 01   711-031603   KF9250        MX80-48T
Routing Engine BUILTIN   BUILTIN      Routing Engine
FEB 0         BUILTIN   BUILTIN      Forwarding Engine Board
FPC 0         BUILTIN   BUILTIN      MPC BUILTIN

```

MIC 0		BUILTIN	BUILTIN	4x 10GE XFP
PIC 0		BUILTIN	BUILTIN	4x 10GE XFP
Xcvr 0		NON-JNPR	M6439D41	XFP-10G-LR
Xcvr 1	REV 01	740-014279	6XE931N00202	XFP-10G-LR
Xcvr 2	REV 01	740-014289	C715XU05F	XFP-10G-SR
Xcvr 3	REV 01	740-014289	C650XU0EP	XFP-10G-SR
FPC 1		BUILTIN	BUILTIN	MPC BUILTIN
MIC 0	REV 01	711-029399	JR6981	12x 1GE(LAN) RJ45
PIC 0		BUILTIN	BUILTIN	12x 1GE(LAN) RJ45
PIC 1		BUILTIN	BUILTIN	12x 1GE(LAN) RJ45
MIC 1	REV 01	BUILTIN	BUILTIN	12x 1GE(LAN) RJ45
PIC 2		BUILTIN	BUILTIN	12x 1GE(LAN) RJ45
PIC 3		BUILTIN	BUILTIN	12x 1GE(LAN) RJ45
Fan Tray				Fan Tray

### show chassis hardware (Modular MX80 Router)

```
user@host> show chassis hardware
```

Hardware inventory:				
Item	Version	Part number	Serial number	Description
Chassis				MX80
Midplane	REV 02	711-031594	JR7084	MX80
PEM 0	Rev 01	740-028288	000018	AC Power Entry Module
Routing Engine		BUILTIN	BUILTIN	Routing Engine
FEB 0		BUILTIN	BUILTIN	Forwarding Engine Board
QXM 0	REV 05	711-028408	JR7041	MPC QXM
FPC 0		BUILTIN	BUILTIN	MPC BUILTIN
MIC 0		BUILTIN	BUILTIN	4x 10GE XFP
PIC 0		BUILTIN	BUILTIN	4x 10GE XFP
FPC 1		BUILTIN	BUILTIN	MPC BUILTIN
MIC 0	REV 02	750-028380	JR6598	3D 2x 10GE XFP
PIC 0		BUILTIN	BUILTIN	1x 10GE XFP
Xcvr 0	REV 01	740-014289	T07M86365	XFP-10G-SR
PIC 1		BUILTIN	BUILTIN	1x 10GE XFP
Xcvr 0	REV 01	740-014289	T07M71094	XFP-10G-SR
MIC 1	REV 02	750-028380	JG8548	3D 2x 10GE XFP
PIC 2		BUILTIN	BUILTIN	1x 10GE XFP
Xcvr 0	REV 02	740-014289	T08L86302	XFP-10G-SR
PIC 3		BUILTIN	BUILTIN	1x 10GE XFP
Xcvr 0	REV 02	740-014289	C810XU0BA	XFP-10G-SR
Fan Tray				Fan Tray

### show chassis hardware (MX104 Router)

```
user@host> show chassis hardware
```

Hardware inventory:				
Item	Version	Part number	Serial number	Description
Chassis			G3503	MX104
Midplane	REV 28	750-044219	CAAX5741	MX104
PEM 0	REV 03	740-045933	1H072500016	AC Power Entry Module
PEM 1	REV 03	740-045932	1H073050017	DC Power Entry Module
Routing Engine 0	REV 20	750-044228	CAAY7935	RE-MX-104
Routing Engine 1	REV 13	750-044228	CAAM6380	RE-MX-104
AFEB 0		BUILTIN	BUILTIN	Forwarding Engine
Processor				
FPC 0		BUILTIN	BUILTIN	MPC BUILTIN
FPC 1		BUILTIN	BUILTIN	MPC BUILTIN
MIC 0	REV 15	750-036132	CAAF7948	2xOC12/8xOC3 CC-CE
PIC 0		BUILTIN	BUILTIN	2xOC12/8xOC3 CC-CE

Xcvr 0	REV 01	740-011615	PCQ0U2J	SFP-IR
Xcvr 1	REV 01	740-016068	PJL7A6G	SFP-SR
Xcvr 2	REV 01	740-016068	PJL7A5J	SFP-SR
Xcvr 3	REV 01	740-016065	PJN5HPZ	SFP-SR
Xcvr 4	REV 01	740-029122	PKB38TL	SFP-LR
Xcvr 5	REV 01	740-011787	P6A107G	SFP-LR
Xcvr 6	REV 01	740-029122	PKB38TR	SFP-LR
Xcvr 7	REV 01	740-011787	PBKONK3	SFP-LR
MIC 1				
FPC 2		BUILTIN	BUILTIN	MPC BUILTIN
MIC 0		BUILTIN	BUILTIN	4x 10GE(LAN) SFP+
PIC 0		BUILTIN	BUILTIN	4x 10GE(LAN) SFP+
Xcvr 0	REV 01	740-031980	B10F00465	SFP+-10G-SR
Xcvr 1	REV 01	740-031980	B10F00461	SFP+-10G-SR
Xcvr 2	REV 01	740-031980	B10G01545	SFP+-10G-SR
Xcvr 3	REV 01	740-031980	B10G01385	SFP+-10G-SR
Fan Tray 0	REV 02	711-049570	CAAX6538	Fan Tray

### show chassis hardware detail (MX104 Router)

```

user@host> show chassis hardware detail
Hardware inventory:
Item          Version  Part number  Serial number  Description
Chassis                               G3503         MX104
Midplane      REV 28    750-044219   CAAX5741      MX104
PEM 0         REV 03    740-045933   1H072500016   AC Power Entry Module
PEM 1         REV 03    740-045932   1H073050017   DC Power Entry Module
Routing Engine 0 REV 20    750-044228   CAAY7935      RE-MX-104
  da0         7836 MB  ATP IG eUSB SSD                               Nand Flash 0
  usb0 (addr 1) EHCI root hub 0                               Freescale    uhub0
  usb0 (addr 2) USB2513Bi 9491                      SMSC         uhub1
  usb0 (addr 3) ATP IG eUSB SSD 44801 ATP Electronics umass0
Routing Engine 1 REV 13    750-044228   CAAM6380      RE-MX-104
  da0         7836 MB  ATP IG eUSB SSD                               Nand Flash 0
AFEB 0                               BUILTIN       BUILTIN       Forwarding Engine
Processor
FPC 0                               BUILTIN       BUILTIN       MPC BUILTIN
FPC 1                               BUILTIN       BUILTIN       MPC BUILTIN
MIC 0         REV 15    750-036132   CAAF7948      2x0C12/8x0C3 CC-CE
PIC 0                               BUILTIN       BUILTIN       2x0C12/8x0C3 CC-CE
  Xcvr 0      REV 01    740-011615   PCQ0U2J      SFP-IR
  Xcvr 1      REV 01    740-016068   PJL7A6G      SFP-SR
  Xcvr 2      REV 01    740-016068   PJL7A5J      SFP-SR
  Xcvr 3      REV 01    740-016065   PJN5HPZ      SFP-SR
  Xcvr 4      REV 01    740-029122   PKB38TL      SFP-LR
  Xcvr 5      REV 01    740-011787   P6A107G      SFP-LR
  Xcvr 6      REV 01    740-029122   PKB38TR      SFP-LR
  Xcvr 7      REV 01    740-011787   PBKONK3      SFP-LR
MIC 1
FPC 2                               BUILTIN       BUILTIN       MPC BUILTIN
MIC 0                               BUILTIN       BUILTIN       4x 10GE(LAN) SFP+
PIC 0                               BUILTIN       BUILTIN       4x 10GE(LAN) SFP+
  Xcvr 0      REV 01    740-031980   B10F00465    SFP+-10G-SR
  Xcvr 1      REV 01    740-031980   B10F00461    SFP+-10G-SR
  Xcvr 2      REV 01    740-031980   B10G01545    SFP+-10G-SR
  Xcvr 3      REV 01    740-031980   B10G01385    SFP+-10G-SR
Fan Tray 0    REV 02    711-049570   CAAX6538     Fan Tray

```

### show chassis hardware extensive (MX104 Router)

```

user@host> show chassis hardware extensive

```

## Hardware inventory:

Item	Version	Part number	Serial number	Description
Chassis			G3503	MX104

Jedec Code:	0x7fb0	EEPROM Version:	0x02
		S/N:	G3503
Assembly ID:	0x0560	Assembly Version:	00.00
Date:	00-00-0000	Assembly Flags:	0x00

ID: MX104

## Board Information Record:

Address 0x00: 00 00 00 00 00 00 00 00 00 00 00 00 00 00 00 00

## I2C Hex Data:

Address 0x00: 7f b0 02 ff 05 60 00 00 00 00 00 00 00 00 00 00  
 Address 0x10: 00 00 00 00 00 00 00 00 00 00 00 00 00 00 00 00  
 Address 0x20: 47 33 35 30 33 00 00 00 00 00 00 00 00 00 00 00  
 Address 0x30: 00 00 00 00 00 00 00 00 00 00 00 00 00 00 00 00  
 Address 0x40: 00 00 00 00 00 00 00 00 00 00 00 00 00 00 00 00  
 Address 0x50: 00 00 00 00 00 00 00 00 00 00 00 00 00 00 00 00  
 Address 0x60: 00 00 00 00 00 00 00 00 00 00 00 00 00 00 00 00  
 Address 0x70: 00 00 00 00 00 00 00 00 00 00 00 00 00 00 00 00

Midplane	REV 28	750-044219	CAAX5741	MX104
----------	--------	------------	----------	-------

Jedec Code:	0x7fb0	EEPROM Version:	0x02
P/N:	750-044219	S/N:	CAAX5741
Assembly ID:	0x0560	Assembly Version:	01.28
Date:	03-27-2013	Assembly Flags:	0x00
Version:	REV 28	CLEI Code:	PROTOXCLEI
ID:	MX104	FRU Model Number:	PROTO-ASSEMBLY

## Board Information Record:

Address 0x00: ad 01 08 00 b0 a8 6e a7 f8 00 ff ff ff ff ff ff

## I2C Hex Data:

Address 0x00: 7f b0 02 ff 05 60 01 1c 52 45 56 20 32 38 00 00  
 Address 0x10: 00 00 00 00 37 35 30 2d 30 34 34 32 31 39 00 00  
 Address 0x20: 53 2f 4e 20 43 41 41 58 35 37 34 31 00 1b 03 07  
 Address 0x30: dd ff ff ff ad 01 08 00 b0 a8 6e a7 f8 00 ff ff  
 Address 0x40: ff ff ff ff 01 50 52 4f 54 4f 58 43 4c 45 49 50  
 Address 0x50: 52 4f 54 4f 2d 41 53 53 45 4d 42 4c 59 00 00 00  
 Address 0x60: 00 00 00 00 00 00 41 30 30 ff ff ff ff ff ff ff  
 Address 0x70: ff ff ff c2 47 33 35 30 33 00 00 00 00 00 00 00

PEM 0	REV 03	740-045933	1H072500016	AC Power Entry Module
-------	--------	------------	-------------	-----------------------

Jedec Code:	0x7fb0	EEPROM Version:	0x02
P/N:	740-045933	S/N:	1H072500016
Assembly ID:	0x0475	Assembly Version:	00.03
Date:	12-14-2012	Assembly Flags:	0x00
Version:	REV 03	CLEI Code:	IPUPAJ9KAA
ID:	AC Power Entry Module	FRU Model Number:	PWR-AMX1100-AC-S

## Board Information Record:

Address 0x00: ff ff ff ff ff ff ff ff ff ff ff ff ff 02 02 00 ff

## I2C Hex Data:

Address 0x00: 7f b0 02 ff 04 75 00 03 52 45 56 20 30 33 00 00  
 Address 0x10: 00 00 00 00 37 34 30 2d 30 34 35 39 33 33 00 00  
 Address 0x20: 31 48 30 37 32 35 30 30 30 31 36 00 00 0e 0c 07  
 Address 0x30: dc 30 43 ff ff ff ff ff ff ff ff ff ff ff ff ff  
 Address 0x40: 02 02 00 ff 01 49 50 55 50 41 4a 39 4b 41 41 50  
 Address 0x50: 57 52 2d 41 4d 58 31 31 30 30 2d 41 43 2d 53 00  
 Address 0x60: 00 00 00 00 00 00 41 30 30 ff ff ff ff ff ff ff  
 Address 0x70: ff ff ff 70 ff ff ff ff ff ff ff ff ff ff ff ff

PEM 1	REV 03	740-045932	1H073050017	DC Power Entry Module
-------	--------	------------	-------------	-----------------------

Jedec Code:	0x7fb0	EEPROM Version:	0x02
P/N:	740-045932	S/N:	1H073050017
Assembly ID:	0x0476	Assembly Version:	00.03
Date:	01-30-2013	Assembly Flags:	0x00
Version:	REV 03	CLEI Code:	IPUPAJ8KAA

```

ID: DC Power Entry Module          FRU Model Number: PWR-AMX1100-DC-S
Board Information Record:
  Address 0x00: ff ff ff ff ff ff ff ff ff ff ff ff 02 02 00 ff
I2C Hex Data:
  Address 0x00: 7f b0 02 ff 04 76 00 03 52 45 56 20 30 33 00 00
  Address 0x10: 00 00 00 00 37 34 30 2d 30 34 35 39 33 32 00 00
  Address 0x20: 31 48 30 37 33 30 35 30 30 31 37 00 00 1e 01 07
  Address 0x30: dd 30 44 ff ff ff ff ff ff ff ff ff ff ff ff ff
  Address 0x40: 02 02 00 ff 01 49 50 55 50 41 4a 38 4b 41 41 50
  Address 0x50: 57 52 2d 41 4d 58 31 31 30 30 2d 44 43 2d 53 00
  Address 0x60: 00 00 00 00 00 00 41 30 30 ff ff ff ff ff ff ff
  Address 0x70: ff ff ff 72 ff ff ff ff ff ff ff ff ff ff ff ff
Routing Engine 0 REV 20 750-044228 CAAY7935 RE-MX-104
Jedec Code: 0x7fb0 EEPROM Version: 0x02
P/N: 750-044228 S/N: CAAY7935
Assembly ID: 0x0b81 Assembly Version: 01.20
Date: 03-18-2013 Assembly Flags: 0x00
Version: REV 20 CLEI Code: PROTOXCLEI
ID: RE-MX-104 FRU Model Number: PROTO-ASSEMBLY
Board Information Record:
  Address 0x00: ad 01 00 08 b0 a8 6e a6 fc 10 ff ff ff ff ff ff
I2C Hex Data:
  Address 0x00: 7f b0 02 fe 0b 81 01 14 52 45 56 20 32 30 00 00
  Address 0x10: 00 00 00 00 37 35 30 2d 30 34 34 32 32 38 00 00
  Address 0x20: 53 2f 4e 20 43 41 41 59 37 39 33 35 00 12 03 07
  Address 0x30: dd ff ff ff ad 01 00 08 b0 a8 6e a6 fc 10 ff ff
  Address 0x40: ff ff ff ff 01 50 52 4f 54 4f 58 43 4c 45 49 50
  Address 0x50: 52 4f 54 4f 2d 41 53 53 45 4d 42 4c 59 00 00 00
  Address 0x60: 00 00 00 00 00 00 41 30 30 ff ff ff ff ff ff ff
  Address 0x70: ff ff ff c2 ff ff ff ff ff ff ff ff ff ff ff ff
da0 7836 MB ATP IG eUSB SSD Nand Flash 0
usb0 (addr 1) EHCI root hub 0 Freescale uhub0
usb0 (addr 2) USB2513Bi 9491 SMSC uhub1
usb0 (addr 3) ATP IG eUSB SSD 44801 ATP Electronics umass0
Routing Engine 1 REV 13 750-044228 CAAM6380 RE-MX-104
Jedec Code: 0x7fb0 EEPROM Version: 0x02
P/N: 750-044228 S/N: CAAM6380
Assembly ID: 0x0b81 Assembly Version: 01.13
Date: 09-17-2012 Assembly Flags: 0x00
Version: REV 13 CLEI Code: PROTOXCLEI
ID: RE-MX-104 FRU Model Number: PROTO-ASSEMBLY
Board Information Record:
  Address 0x00: ad 01 00 08 64 87 88 27 08 18 ff ff ff ff ff ff
I2C Hex Data:
  Address 0x00: 7f b0 02 fe 0b 81 01 0d 52 45 56 20 31 33 00 00
  Address 0x10: 00 00 00 00 37 35 30 2d 30 34 34 32 32 38 00 00
  Address 0x20: 53 2f 4e 20 43 41 41 4d 36 33 38 30 00 11 09 07
  Address 0x30: dc ff ff ff ad 01 00 08 64 87 88 27 08 18 ff ff
  Address 0x40: ff ff ff ff 01 50 52 4f 54 4f 58 43 4c 45 49 50
  Address 0x50: 52 4f 54 4f 2d 41 53 53 45 4d 42 4c 59 00 00 00
  Address 0x60: 00 00 00 00 00 00 41 30 30 ff ff ff ff ff ff ff
  Address 0x70: ff ff ff c2 ff ff ff ff ff ff ff ff ff ff ff ff
da0 7836 MB ATP IG eUSB SSD Nand Flash 0
AFEB 0 BUILTIN BUILTIN Forwarding Engine
Processor
FPC 0 BUILTIN BUILTIN MPC BUILTIN
FPC 1 BUILTIN BUILTIN MPC BUILTIN
MIC 0 REV 15 750-036132 CAAF7948 2x0C12/8x0C3 CC-CE
Jedec Code: 0x7fb0 EEPROM Version: 0x02
P/N: 750-036132 S/N: CAAF7948
Assembly ID: 0x0a1a Assembly Version: 01.15

```

```

Date:          07-03-2012      Assembly Flags:    0x00
Version:       REV 15         CLEI Code:      IP9IAM2DAA
ID: 2x0C12/8x0C3 CC-CE      FRU Model Number: MIC-3D-80C3-20C12-ATM
Board Information Record:
Address 0x00: 12 01 05 03 05 ff ff ff ff ff ff ff ff ff ff
I2C Hex Data:
Address 0x00: 7f b0 02 ff 0a 1a 01 0f 52 45 56 20 31 35 00 00
Address 0x10: 00 00 00 00 37 35 30 2d 30 33 36 31 33 32 00 00
Address 0x20: 53 2f 4e 20 43 41 41 46 37 39 34 38 00 03 07 07
Address 0x30: dc ff ff ff 12 01 05 03 05 ff ff ff ff ff ff ff
Address 0x40: ff ff ff ff 01 49 50 39 49 41 4d 32 44 41 41 4d
Address 0x50: 49 43 2d 33 44 2d 38 4f 43 33 2d 32 4f 43 31 32
Address 0x60: 2d 41 54 4d 00 00 41 00 00 ff ff ff ff ff ff ff
Address 0x70: ff ff ff e3 c0 02 a3 9c 00 00 00 00 0a 60 00 00
PIC 0          BUILTIN      BUILTIN      2x0C12/8x0C3 CC-CE
Xcvr 0        REV 01      740-011615    PCQOU2J      SFP-IR
Xcvr 1        REV 01      740-016068    P3L7A6G      SFP-SR
Xcvr 2        REV 01      740-016068    P3L7A5J      SFP-SR
Xcvr 3        REV 01      740-016065    PJN5HPZ      SFP-SR
Xcvr 4        REV 01      740-029122    PKB38TL      SFP-LR
Xcvr 5        REV 01      740-011787    P6A107G      SFP-LR
Xcvr 6        REV 01      740-029122    PKB38TR      SFP-LR
Xcvr 7        REV 01      740-011787    PBK0NK3      SFP-LR
MIC 1
FPC 2          BUILTIN      BUILTIN      MPC BUILTIN
MIC 0          BUILTIN      BUILTIN      4x 10GE(LAN) SFP+
Jedec Code:    0x0000      EEPROM Version: 0x00
P/N:           BUILTIN      S/N:          BUILTIN
Assembly ID:   0x0a60      Assembly Version: 00.00
Date:          00-00-0000   Assembly Flags: 0x00
ID: 4x 10GE(LAN) SFP+
Board Information Record:
Address 0x00: 00 00 00 00 00 00 00 00 00 00 00 00 00 00 00 00
I2C Hex Data:
Address 0x00: 00 00 00 00 0a 60 00 00 00 00 00 00 00 00 00 00
Address 0x10: 00 00 00 00 42 55 49 4c 54 49 4e 00 4d 58 43 00
Address 0x20: 42 55 49 4c 54 49 4e 00 4d 58 43 00 00 00 00 00
Address 0x30: 00 00 00 00 00 00 00 00 00 00 00 00 00 00 00 00
Address 0x40: 00 00 00 00 00 00 00 00 00 00 00 00 00 00 00 00
Address 0x50: 00 00 00 00 00 00 00 00 00 00 00 00 00 00 00 00
Address 0x60: 00 00 00 00 00 00 00 00 00 00 00 00 00 00 00 00
Address 0x70: 00 00 00 00 c0 02 a5 04 7f b0 02 ff 0a 1a 01 0f
PIC 0          BUILTIN      BUILTIN      4x 10GE(LAN) SFP+
Xcvr 0        REV 01      740-031980    B10F00465    SFP+-10G-SR
Xcvr 1        REV 01      740-031980    B10F00461    SFP+-10G-SR
Xcvr 2        REV 01      740-031980    B10G01545    SFP+-10G-SR
Xcvr 3        REV 01      740-031980    B10G01385    SFP+-10G-SR
Fan Tray 0    REV 02      711-049570    CAAX6538      Fan Tray
Jedec Code:    0x7fb0      EEPROM Version: 0x02
P/N:           711-049570   S/N:          CAAX6538
Assembly ID:   0x0b82      Assembly Version: 01.02
Date:          03-01-2013   Assembly Flags: 0x00
Version:       REV 02      CLEI Code:    PROTOXCLEI
ID: Fan Tray   FRU Model Number: PROTO-ASSEMBLY
Board Information Record:
Address 0x00: ff ff ff ff ff ff ff ff ff ff ff ff ff ff ff ff
I2C Hex Data:
Address 0x00: 7f b0 02 ff 0b 82 01 02 52 45 56 20 30 32 00 00
Address 0x10: 00 00 00 00 37 31 31 2d 30 34 39 35 37 30 00 00
Address 0x20: 53 2f 4e 20 43 41 41 58 36 35 33 38 00 01 03 07
Address 0x30: dd ff ff ff ff ff ff ff ff ff ff ff ff ff ff ff

```

```

Address 0x40: ff ff ff ff 01 50 52 4f 54 4f 58 43 4c 45 49 50
Address 0x50: 52 4f 54 4f 2d 41 53 53 45 4d 42 4c 59 00 00 00
Address 0x60: 00 00 00 00 00 00 41 30 30 ff ff ff ff ff ff
Address 0x70: ff ff ff c2 ff ff ff ff ff ff ff ff ff ff ff

```

### show chassis hardware models (MX104 Router)

```

user@host> show chassis hardware models
Hardware inventory:
Item                Version  Part number  Serial number  FRU model number
Midplane            REV 20    750-044219   CAAS5849       PROTO-ASSEMBLY
PEM 0               REV 01    740-045932   1H072400065
Routing Engine 0    REV 16    750-044228   CAAR5915       PROTO-ASSEMBLY
AFEB 0              BUILTIN   BUILTIN
FPC 0               BUILTIN   BUILTIN
FPC 1               BUILTIN   BUILTIN
  MIC 0             REV 01    750-046905   CAAK7103       MIC-3D-20GE-SFP-EH
FPC 2               BUILTIN   BUILTIN
Fan Tray            REV 02    711-049570   CAAX6538       PROTO-ASSEMBLY

```

### show chassis hardware clei-models (MX104 Router)

```

user@host> show chassis hardware clei-models
Hardware inventory:
Item                Version  Part number  CLEI code      FRU model number
Midplane            REV 20    750-044219   PROTOXCLEI     PROTO-ASSEMBLY
PEM 0               REV 01    740-045932
Routing Engine 0    REV 16    750-044228   PROTOXCLEI     PROTO-ASSEMBLY
AFEB 0              BUILTIN
FPC 0               BUILTIN
FPC 1               BUILTIN
  MIC 0             REV 01    750-046905   PROTOXCLEI     MIC-3D-20GE-SFP-EH
FPC 2               BUILTIN
Fan Tray            REV 02    711-049570   CAAX6538       PROTO-ASSEMBLY

```

### show chassis hardware (MX240 Router)

```

user@host> show chassis hardware
Hardware inventory:
Item                Version  Part number  Serial number  Description
Chassis                                     JN10C7F7EAFC   MX240
Midplane            REV 01    710-021041   TR1502         MX240 Backplane
FPM Board           REV 01    710-017254   KD4017         Front Panel Display
PEM 0               Rev 02    740-017330   000332         PS 1.2-1.7kW; 100-240V
AC in
PEM 1               Rev 02    740-017330   000226         PS 1.2-1.7kW; 100-240V
AC in
Routing Engine 0    REV 06    740-013063   1000703522     RE-S-2000
Routing Engine 1    REV 06    740-015113   1000687625     RE-S-1300
CB 0               REV 07    710-013385   KC9057         MX SCB
CB 1               REV 05    710-013385   JY4760         MX SCB
FPC 1               REV 01    750-021679   KC7340         DPCE 40x 1GE R
  CPU               REV 06    710-013713   KD4078         DPC PMB
    PIC 0            BUILTIN   BUILTIN        10x 1GE(LAN)
      Xcvr 0          REV 01    740-011613   P9F18ME        SFP-SX
    PIC 1            BUILTIN   BUILTIN        10x 1GE(LAN)
    PIC 2            BUILTIN   BUILTIN        10x 1GE(LAN)
    PIC 3            BUILTIN   BUILTIN        10x 1GE(LAN)
FPC 2               REV 04    710-016669   JS4529         DPCE 40x 1GE R EQ
  CPU               REV 06    710-013713   KB3969         DPC PMB
    PIC 0            BUILTIN   BUILTIN        10x 1GE(LAN) EQ
      Xcvr 0          REV 01    740-011613   PBG3Y79        SFP-SX

```

Xcvr 1	REV 01	740-011613	PBG3XU8	SFP-SX
Xcvr 2	REV 01	740-011613	PBG3YG6	SFP-SX
Xcvr 3	REV 01	740-011613	PBG3XUG	SFP-SX
Xcvr 4	REV 01	740-011613	PBG3XTJ	SFP-SX
PIC 1		BUILTIN	BUILTIN	10x 1GE(LAN) EQ
Xcvr 0	REV 01	740-011613	PBG3ZUM	SFP-SX
Xcvr 1	REV 01	740-011613	PBG3Y5H	SFP-SX
Xcvr 2	REV 01	740-011613	PBG3UZT	SFP-SX
Xcvr 3	REV 01	740-011613	PBG3US1	SFP-SX
PIC 2		BUILTIN	BUILTIN	10x 1GE(LAN) EQ
Xcvr 0	REV 01	740-011613	PBG3YG7	SFP-SX
Xcvr 1	REV 01	740-011613	PBG3XZ9	SFP-SX
Xcvr 2	REV 01	740-011613	PBG3XTY	SFP-SX
Xcvr 3	REV 01	740-011613	PBG3UZG	SFP-SX
PIC 3		BUILTIN	BUILTIN	10x 1GE(LAN) EQ
Xcvr 0	REV 01	740-011613	PBG3Y8W	SFP-SX
Xcvr 1	REV 01	740-011613	PBG3YVX	SFP-SX
Xcvr 2	REV 01	740-011613	PBG3YB3	SFP-SX
Xcvr 3	REV 01	740-011613	PBG43VQ	SFP-SX
Fan Tray 0	REV 01	710-021113	JS4642	MX240 Fan Tray

#### show chassis hardware detail (MX 240 Router with Routing Engine Displaying DIMM information)

```
user@host> show chassis hardware detail
```

Item	Version	Part number	Serial number	Description
Chassis			JN11279B4AFC	MX240 Backplane
Midplane	REV 07	760-021404	TS2474	MX240 Backplane
FPM Board	REV 03	760-021392	XC2643	Front Panel Display
PEM 0	Rev 03	740-017343	QCS0908A068	DC Power Entry Module
Routing Engine 0	REV 01	740-031117	AARCH00	RE-S-1800x4
ad0 3764 MB	STEC M2+	CF 9.0.2	STIM2Q3209239145303	Removable Compact Flash
ad1 28626 MB	WDC SSD-F0030S-5000		C933Z036237215548S00	Compact Flash
usb0 (addr 1)	EHCI root hub 0		Intel	uhub0
usb0 (addr 2)	product 0x0020 32		vendor 0x8087	uhub1
DIMM 0	VL31B5263E-F8S DIE REV-0 PCB REV-0			MFR ID-ce80
DIMM 1	VL31B5263E-F8S DIE REV-0 PCB REV-0			MFR ID-ce80
DIMM 2	VL31B5263E-F8S DIE REV-0 PCB REV-0			MFR ID-ce80
DIMM 3	SL31B5263E-F8S DIE REV-0 PCB REV-0			MFR ID-ce80
CB 0	REV 03	710-021523	XD7225	MX SCB
Fan Tray 0	REV 01	710-021113	WZ4986	MX240 Fan Tray

#### show chassis hardware (MX240 Router with Enhanced MX SCB)

```
user@host> show chassis hardware
```

Hardware inventory:

Item	Version	Part number	Serial number	Description
Chassis			JN10C7F7EAFC	MX240
Midplane	REV 01	710-021041	TR1502	MX240 Backplane
FPM Board	REV 01	710-017254	KD4017	Front Panel Display
PEM 0	Rev 02	740-017330	000332	PS 1.2-1.7kW; 100-240V
AC in				
PEM 1	Rev 02	740-017330	000226	PS 1.2-1.7kW; 100-240V
AC in				
Routing Engine 0	REV 06	740-013063	1000703522	RE-S-2000
Routing Engine 1	REV 06	740-015113	1000687625	RE-S-1300
CB 0	REV 02	710-031391	YE8494	Enhanced MX SCB
CB 1	REV 05	710-031391	YOP5764	Enhanced MX SCB
FPC 1	REV 01	750-021679	KC7340	DPCE 40x 1GE R
CPU	REV 06	710-013713	KD4078	DPC PMB

PIC 0		BUILTIN	BUILTIN	10x 1GE(LAN)
Xcvr 0	REV 01	740-011613	P9F18ME	SFP-SX
PIC 1		BUILTIN	BUILTIN	10x 1GE(LAN)
PIC 2		BUILTIN	BUILTIN	10x 1GE(LAN)
PIC 3		BUILTIN	BUILTIN	10x 1GE(LAN)
FPC 2	REV 04	710-016669	JS4529	DPCE 40x 1GE R EQ
CPU	REV 06	710-013713	KB3969	DPC PMB
PIC 0		BUILTIN	BUILTIN	10x 1GE(LAN) EQ
Xcvr 0	REV 01	740-011613	PBG3Y79	SFP-SX
Xcvr 1	REV 01	740-011613	PBG3XU8	SFP-SX
Xcvr 2	REV 01	740-011613	PBG3YG6	SFP-SX
Xcvr 3	REV 01	740-011613	PBG3XUG	SFP-SX
Xcvr 4	REV 01	740-011613	PBG3XTJ	SFP-SX
PIC 1		BUILTIN	BUILTIN	10x 1GE(LAN) EQ
Xcvr 0	REV 01	740-011613	PBG3ZUM	SFP-SX
Xcvr 1	REV 01	740-011613	PBG3Y5H	SFP-SX
Xcvr 2	REV 01	740-011613	PBG3UZT	SFP-SX
Xcvr 3	REV 01	740-011613	PBG3US1	SFP-SX
PIC 2		BUILTIN	BUILTIN	10x 1GE(LAN) EQ
Xcvr 0	REV 01	740-011613	PBG3YG7	SFP-SX
Xcvr 1	REV 01	740-011613	PBG3XZ9	SFP-SX
Xcvr 2	REV 01	740-011613	PBG3XTY	SFP-SX
Xcvr 3	REV 01	740-011613	PBG3UZG	SFP-SX
PIC 3		BUILTIN	BUILTIN	10x 1GE(LAN) EQ
Xcvr 0	REV 01	740-011613	PBG3Y8W	SFP-SX
Xcvr 1	REV 01	740-011613	PBG3YVX	SFP-SX
Xcvr 2	REV 01	740-011613	PBG3YB3	SFP-SX
Xcvr 3	REV 01	740-011613	PBG43VQ	SFP-SX
Fan Tray 0	REV 01	710-021113	JS4642	MX240 Fan Tray

#### show chassis hardware (MX480 Router)

```
user@host> show chassis hardware
Hardware inventory:
```

Item	Version	Part number	Serial number	Description
Chassis			JN10C7F7FAFB	MX480
Midplane	REV 04	710-017414	TR2071	MX480 Midplane
FPM Board	REV 02	710-017254	KB8459	Front Panel Display
PEM 0	Rev 02	740-017330	QCS07519029	PS 1.2-1.7kW; 100-240V
AC in				
PEM 1	Rev 02	740-017330	QCS07519041	PS 1.2-1.7kW; 100-240V
AC in				
PEM 2	Rev 02	740-017330	QCS07519097	PS 1.2-1.7kW; 100-240V
AC in				
Routing Engine 0	REV 07	740-013063	1000733381	RE-S-2000
Routing Engine 1	REV 07	740-013063	1000733540	RE-S-2000
CB 0	REV 07	710-013385	KA8022	MX SCB
CB 1	REV 07	710-013385	KA8303	MX SCB
FPC 0	REV 09	750-020452	KA8660	DPCE 40x 1GE X EQ
CPU	REV 06	710-013713	KA8185	DPC PMB
PIC 0		BUILTIN	BUILTIN	10x 1GE(LAN) EQ
PIC 1		BUILTIN	BUILTIN	10x 1GE(LAN) EQ
PIC 2		BUILTIN	BUILTIN	10x 1GE(LAN) EQ
PIC 3		BUILTIN	BUILTIN	10x 1GE(LAN) EQ
Fan Tray				Left Fan Tray

#### show chassis hardware (MX480 Router with Enhanced MX SCB)

```
user@host> show chassis hardware
Hardware inventory:
```

Item	Version	Part number	Serial number	Description
------	---------	-------------	---------------	-------------

Chassis			JN10C7F7FAFB	MX480
Midplane	REV 04	710-017414	TR2071	MX480 Midplane
FPM Board	REV 02	710-017254	KB8459	Front Panel Display
PEM 0	Rev 02	740-017330	QCS07519029	PS 1.2-1.7kW; 100-240V
AC in				
PEM 1	Rev 02	740-017330	QCS07519041	PS 1.2-1.7kW; 100-240V
AC in				
PEM 2	Rev 02	740-017330	QCS07519097	PS 1.2-1.7kW; 100-240V
AC in				
Routing Engine 0	REV 07	740-013063	1000733381	RE-S-2000
Routing Engine 1	REV 07	740-013063	1000733540	RE-S-2000
CB 0	REV 07	710-013385	KA8022	Enhanced MX SCB
CB 1	REV 07	710-013385	KA8303	Enhanced MX SCB
FPC 0	REV 09	750-020452	KA8660	DPCE 40x 1GE X EQ
CPU	REV 06	710-013713	KA8185	DPC PMB
PIC 0		BUILTIN	BUILTIN	10x 1GE(LAN) EQ
PIC 1		BUILTIN	BUILTIN	10x 1GE(LAN) EQ
PIC 2		BUILTIN	BUILTIN	10x 1GE(LAN) EQ
PIC 3		BUILTIN	BUILTIN	10x 1GE(LAN) EQ
Fan Tray				Left Fan Tray

#### show chassis hardware (MX960 Router)

```
user@host> show chassis hardware
```

Hardware inventory:				
Item	Version	Part number	Serial number	Description
Chassis				MX960
Midplane	REV 01	710-013698	AA6082	MX960 Midplane
PIM	Rev 01	740-013110	000008	Power Inlet Module
PEM 2				
PEM 3	Rev 01	740-013682	000038	PS 1.7kW; 200-240VAC in
Routing Engine 0	REV 00	740-015113	1000617944	RE-S-1300
CB 0	REV 05	710-013725	JK6947	MX960 Test SCB
FPC 4	REV 01	710-013305	JM7617	MX960 Test DPC
CPU				
PIC 0		BUILTIN	BUILTIN	1x 10GE(LAN/WAN)
PIC 1		BUILTIN	BUILTIN	10x 1GE
FPC 7	REV 01	710-013305	JL9634	MX960 Test DPC
CPU				
PIC 0		BUILTIN	BUILTIN	1x 10GE(LAN/WAN)
Xcvr 0		NON-JNPR	MYBG65I82C	XFP-10G-SR
PIC 1		BUILTIN	BUILTIN	10x 1GE
Xcvr 1	REV 01	740-011782	P7N0368	SFP-SX
Xcvr 4	REV 01	740-011782	P8J1W27	SFP-SX
Xcvr 6	REV 01	740-011782	P8J1VSD	SFP-SX
Xcvr 9	REV 01	740-011782	P8J1W25	SFP-SX
Fan Tray 0				
Fan Tray 1				

#### show chassis hardware (MX960 Router with Bidirectional Optics)

```
user@host> show chassis hardware
```

Hardware inventory:				
Item	Version	Part number	Serial number	Description
Chassis			JN10BA5B9AFA	MX960
Midplane	REV 03	710-013698	TR0234	MX960 Backplane
FPM Board	REV 03	710-014974	JA0878	Front Panel Display
PDM	Rev 03	740-013110	QCS11135028	Power Distribution Module
PEM 0	Rev 03	740-013682	QCS11154036	PS 1.7kW; 200-240VAC in
PEM 1	Rev 03	740-013682	QCS11154010	PS 1.7kW; 200-240VAC in
PEM 2	Rev 03	740-013682	QCS11154022	PS 1.7kW; 200-240VAC in

Routing Engine 0	REV 06	740-013063	1000691458	RE-S-2000
CB 0	REV 07	710-013385	KA2190	MX SCB
CB 1	REV 07	710-013385	KA0837	MX SCB
FPC 3	REV 02	750-018122	KB3890	DPCE 40x 1GE R
CPU				
FPC 4	REV 01	750-018122	KB3889	DPCE 40x 1GE R
CPU	REV 06	710-013713	KB3976	DPC PMB
PIC 0		BUILTIN	BUILTIN	10x 1GE(LAN)
Xcvr 1	REV 01	740-020426	4910549	SFP-1000BASE-BX40-D
Xcvr 2	REV 01	740-020426	4910551	SFP-1000BASE-BX40-D
Xcvr 5	REV 01	740-021340	77E245N00006	SFP-1000BASE-BX10-U
Xcvr 6	REV 01	740-020425	4882821	SFP-1000BASE-BX40-U
Xcvr 8	REV 01	740-020425	4882820	SFP-1000BASE-BX40-U
PIC 1		BUILTIN	BUILTIN	10x 1GE(LAN)
Xcvr 0	REV 01	740-020465	77E555N00894	SFP-1000BASE-BX10-D
Xcvr 1	REV 01	740-020465	75E467X00818	SFP-1000BASE-BX10-D
Xcvr 2	REV 01	740-020465	75E467X00573	SFP-1000BASE-BX10-D
Xcvr 3	REV 01	740-020465	4888227	SFP-1000BASE-BX10-D
Xcvr 4	REV 01	740-020465	4888241	SFP-1000BASE-BX10-D
Xcvr 5	REV 01	740-021340	77E245N00005	SFP-1000BASE-BX10-U
Xcvr 6	REV 01	740-021340	76E245X00487	SFP-1000BASE-BX10-U
Xcvr 7	REV 01	740-021341	5255889	SFP-1000BASE-BX10-U
Xcvr 8	REV 01	740-021341	5255887	SFP-1000BASE-BX10-U
Xcvr 9	REV 01	740-021340	77E245N00004	SFP-1000BASE-BX10-U
PIC 2		BUILTIN	BUILTIN	10x 1GE(LAN)
Xcvr 0	REV 01	740-020424	5007582	SFP-1000BASE-BX10-D
Xcvr 1	REV 01	740-020424	4888187	SFP-1000BASE-BX10-D
Xcvr 2	REV 01	740-020424	4656500	SFP-1000BASE-BX10-D
Xcvr 5	REV 01	740-021341	5255886	SFP-1000BASE-BX10-U
Xcvr 7	REV 01	740-021340	77E245N00003	SFP-1000BASE-BX10-U
Xcvr 8	REV 01	740-021341	5255888	SFP-1000BASE-BX10-U
PIC 3		BUILTIN	BUILTIN	10x 1GE(LAN)
Xcvr 0	REV 01	740-017726	74S184H30341	SFP-EX
Xcvr 1	REV 01	740-017726	4814061	SFP-EX
Xcvr 5	REV 01	740-017726	6ZS184H31108	SFP-EX
Xcvr 9	REV 01	740-021340	76E245X00486	SFP-1000BASE-BX10-U
Fan Tray 0				
Fan Tray 1	REV 03	740-014971	TP0850	Fan Tray

### show chassis hardware (MX960 Router with Enhanced MX SCB)

```

user@host> show chassis hardware
Hardware inventory:
Item          Version  Part number  Serial number  Description
Chassis                               JN1096805AFA  MX960
Midplane      REV 03   710-013698   TR0183         MX960 Backplane
Fan Extender  REV 02   710-018051   JY5227         Extended Cable Manager
FPM Board     REV 03   710-014974   JZ6876         Front Panel Display
PDM           Rev 03   740-013110   QCS11035023    Power Distribution Module
PEM 1         Rev 03   740-013682   QCS1109400L    PS 1.7kW; 200-240VAC in
PEM 2         Rev 03   740-013682   QCS11094015    PS 1.7kW; 200-240VAC in
PEM 3         Rev 03   740-013682   QCS11094012    PS 1.7kW; 200-240VAC in
Routing Engine 0 REV 06   740-013063   1000687969     RE-S-2000
Routing Engine 1 REV 06   740-013063   1000687955     RE-S-2000
CB 0          REV 11   750-031391   YZ6072         Enhanced MX SCB
CB 1          REV 11   750-031391   YZ6068         Enhanced MX SCB
CB 2          REV 11   750-031391   YZ6081         Enhanced MX SCB
FPC 0         REV 01   750-018122   KA5576         DPCE 40x 1GE R
CPU           REV 06   710-013713   KB3961         DPC PMB
PIC 0         BUILTIN BUILTIN      10x 1GE(LAN)
Xcvr 0        REV 01   740-011613   P9F18GF        SFP-SX

```

Xcvr 2	REV 01	740-011782	P9M0TL9	SFP-SX
Xcvr 7	REV 01	740-011782	P9POXXH	SFP-SX
Xcvr 9	REV 01	740-011782	P9M0TN1	SFP-SX
PIC 1		BUILTIN	BUILTIN	10x 1GE(LAN)
Xcvr 0	REV 01	740-011613	PAJ4UHC	SFP-SX
PIC 2		BUILTIN	BUILTIN	10x 1GE(LAN)
Xcvr 0	REV 01	740-011613	PFF2CD0	SFP-SX
Xcvr 1	REV 01	740-011613	PBG3ZUT	SFP-SX
Xcvr 2	REV 01	740-011613	PFF2DDV	SFP-SX
Xcvr 5	REV 01	740-011613	P8E2SST	SFP-SX
Xcvr 9	REV 01	740-011782	PB8329N	SFP-SX
PIC 3		BUILTIN	BUILTIN	10x 1GE(LAN)
Xcvr 0	REV 01	740-026192	1U0201084503342	SFP-100BASE-BX10-U
Xcvr 1	REV 01	740-026193	1U1201084503313	SFP-100BASE-BX10-D
Xcvr 2	REV 01	740-011613	PAJ4Y5B	SFP-SX
Xcvr 6	REV 01	740-011782	P9MOU3M	SFP-SX
Xcvr 7	REV 01	740-011782	P9M0TLA	SFP-SX
FPC 1	REV 16	750-031089	YL0719	MPC Type 2 3D
CPU	REV 06	711-030884	YL1463	MPC PMB 2G
MIC 0	REV 07	750-028387	JR6500	3D 4x 10GE XFP
PIC 0		BUILTIN	BUILTIN	2x 10GE XFP
Xcvr 0	REV 01	740-014279	733019A00154	XFP-10G-LR
Xcvr 1	REV 02	740-014289	T09F55034	XFP-10G-SR
PIC 1		BUILTIN	BUILTIN	2x 10GE XFP
Xcvr 0	REV 01	740-014279	913019B00791	XFP-10G-LR
Xcvr 1	REV 01	740-014289	98S803A90384	XFP-10G-SR
MIC 1	REV 24	750-028387	YJ3950	3D 4x 10GE XFP
PIC 2		BUILTIN	BUILTIN	2x 10GE XFP
Xcvr 0	REV 02	740-014279	T10B36134	XFP-10G-LR
Xcvr 1	REV 01	740-014289	T07M86354	XFP-10G-SR
PIC 3		BUILTIN	BUILTIN	2x 10GE XFP
FPC 2	REV 08	710-014219	JY9654	DPCE 4x 10GE R
CPU	REV 06	710-013713	JZ6549	DPC PMB
PIC 0		BUILTIN	BUILTIN	1x 10GE(LAN/WAN)
PIC 1		BUILTIN	BUILTIN	1x 10GE(LAN/WAN)
PIC 2		BUILTIN	BUILTIN	1x 10GE(LAN/WAN)
Xcvr 0	REV 03	740-011571	C931BK028	XFP-10G-SR
PIC 3		BUILTIN	BUILTIN	1x 10GE(LAN/WAN)
FPC 3	REV 10	750-024199	XJ6692	MX FPC Type 3
CPU	REV 03	710-022351	XF5182	DPC PMB
PIC 0	REV 17	750-009553	RJ2945	4x OC-48 SONET
Xcvr 1	REV 01	740-011785	PCP3YLL	SFP-SR
Xcvr 3	REV 01	740-011785	PDSOMRY	SFP-SR
PIC 1	REV 32	750-003700	DP2113	1x OC-192 12xMM VSR
FPC 5	REV 25	750-028467	YM8256	MPC 3D 16x 10GE
CPU	REV 10	711-029089	YL3029	AMPC PMB
PIC 0		BUILTIN	BUILTIN	4x 10GE(LAN) SFP+
Xcvr 1	REV 01	740-031980	AHNOX1Z	SFP+-10G-SR
PIC 1		BUILTIN	BUILTIN	4x 10GE(LAN) SFP+
PIC 2		BUILTIN	BUILTIN	4x 10GE(LAN) SFP+
PIC 3		BUILTIN	BUILTIN	4x 10GE(LAN) SFP+
FPC 7	REV 02	750-031092	JR6658	MPC Type 1 3D Q
CPU	REV 01	711-030884	JZ9038	MPC PMB 2G
MIC 0	REV 08	750-028392	JZ8737	3D 20x 1GE(LAN) SFP
PIC 0		BUILTIN	BUILTIN	10x 1GE(LAN) SFP
Xcvr 0	REV 01	740-011782	PBE2C6Y	SFP-SX
Xcvr 2		NON-JNPR	U8105N8	SFP-SX
Xcvr 4	REV 01	740-011613	PFM18EF	SFP-SX
Xcvr 7	REV 01	740-011613	PFF2AM8	SFP-SX
Xcvr 8	REV 01	740-011613	PFF2CT6	SFP-SX
PIC 1		BUILTIN	BUILTIN	10x 1GE(LAN) SFP

Xcvr 0	REV 01	740-011782	PB82VHH	SFP-SX
Xcvr 1	REV 01	740-011613	PFF2CSW	SFP-SX
Xcvr 9	REV 01	740-011613	PFF2BY0	SFP-SX
QXM 0	REV 04	711-028408	JR6372	MPC QXM
FPC 8	REV 05	750-024387	JW9754	MX FPC Type 2
CPU	REV 03	710-022351	KF1651	DPC PMB
PIC 0	REV 08	750-014730	DM3664	4x OC-3 1x OC-12 SFP
Xcvr 0	REV 01	740-016065	81S290N00077	SFP-SR
Xcvr 1		NON-JNPR	2191844	SFP-SR
Xcvr 2	REV 01	740-011618	PD81EE5	SFP-IR
PIC 1	REV 08	750-014637	DM3671	4x OC-12-3 SFP
Xcvr 0	REV 01	740-011785	PCK3UNK	SFP-SR
Xcvr 3	REV 01	740-011785	PDSOMPZ	SFP-SR
FPC 10	REV 04	710-013699	JY4654	DPCE 40x 1GE R
CPU	REV 05	710-013713	JS9717	DPC PMB
PIC 0		BUILTIN	BUILTIN	10x 1GE(LAN)
Xcvr 5	REV 01	740-011782	PAR1L72	SFP-SX
Xcvr 6	REV 01	740-011782	P8N1YQ4	SFP-SX
PIC 1		BUILTIN	BUILTIN	10x 1GE(LAN)
PIC 2		BUILTIN	BUILTIN	10x 1GE(LAN)
Xcvr 0	REV 01	740-011782	P8Q2AVL	SFP-SX
Xcvr 5	REV 01	740-011782	PAR1L7B	SFP-SX
Xcvr 6	REV 01	740-011782	PAR1L2J	SFP-SX
Xcvr 8	REV 01	740-011782	P8N1YMY	SFP-SX
PIC 3		BUILTIN	BUILTIN	10x 1GE(LAN)
Fan Tray 0	REV 03	740-014971	TP0567	Fan Tray
Fan Tray 1	REV 03	740-014971	TP0702	Fan Tray

#### show chassis hardware models (MX960 Router with Enhanced MX SCB)

```
user@host> show chassis hardware models
```

Hardware inventory:

Item	Version	Part number	Serial number	FRU model number
Midplane	REV 03	710-013698	TR0183	CHAS-BP-MX960-S
Fan Extender	REV 02	710-018051	JY5227	ECM-MX960
FPM Board	REV 03	710-014974	JZ6876	CRAFT-MX960-S
Routing Engine 0	REV 06	740-013063	1000687969	RE-S-2000-4096-S
Routing Engine 1	REV 06	740-013063	1000687955	RE-S-2000-4096-S
CB 0	REV 11	750-031391	YZ6072	SCBE-MX-S
CB 1	REV 11	750-031391	YZ6068	SCBE-MX-S
CB 2	REV 11	750-031391	YZ6081	SCBE-MX-S
FPC 0	REV 01	750-018122	KA5576	DPCE-R-40GE-SFP
FPC 1	REV 16	750-031089	YL0719	MX-MPC2-3D
MIC 0	REV 07	750-028387	JR6500	MIC-3D-4XGE-XFP
MIC 1	REV 24	750-028387	YJ3950	MIC-3D-4XGE-XFP
FPC 2	REV 08	710-014219	JY9654	DPC-R-4XGE-XFP
FPC 3	REV 10	750-024199	XJ6692	MX-FPC3
PIC 0	REV 17	750-009553	RJ2945	PC-40C48-S0N-SFP
PIC 1	REV 32	750-003700	DP2113	PC-10C192-S0N-VSR
FPC 5	REV 25	750-028467	YM8256	MPC-3D-16XGE-SFPP
FPC 7	REV 02	750-031092	JR6658	MX-MPC1-3D-Q
MIC 0	REV 08	750-028392	JZ8737	MIC-3D-20GE-SFP
FPC 8	REV 05	750-024387	JW9754	MX-FPC2
PIC 0	REV 08	750-014730	DM3664	PB-40C3-10C12-S0N2-SFP
PIC 1	REV 08	750-014637	DM3671	PB-40C3-40C12-S0N-SFP
FPC 10	REV 04	710-013699	JY4654	DPC-R-40GE-SFP
Fan Tray 0	REV 03	740-014971	TP0567	FFANTRAY-MX960-S
Fan Tray 1	REV 03	740-014971	TP0702	FFANTRAY-MX960-S

## show chassis hardware detail (MX960 Router)

```

user@host> show chassis hardware detail
Hardware inventory:
Item          Version  Part number  Serial number  Description
Chassis                               MX960
Midplane      REV 01   710-013698   AA6082         MX960 Midplane
PIM           Rev 01   740-013110   000008         Power Inlet Module
PEM 2
PEM 3
Routing Engine 0 Rev 00   740-015113   1000617944     RE-S-1300
  ad0        245 MB  SanDisk  SDCFB-256      111419E1805T1141 Compact Flash
  ad2        38154 MB FUJITSU  MHT2040BH      NR0WT5925N77    Hard Disk
CB 0          REV 05   710-013725   JK6947         MX960 Test SCB
FPC 4         REV 01   710-013305   JM7617         MX960 Test DPC
CPU
PIC 0
PIC 1
FPC 7         REV 01   710-013305   JL9634         MX960 Test DPC
CPU
PIC 0
  Xcvr 0
PIC 1
  Xcvr 1      REV 01   740-011782   P7N0368        SFP-SX
  Xcvr 4      REV 01   740-011782   P8J1W27        SFP-SX
  Xcvr 6      REV 01   740-011782   P8J1VSD        SFP-SX
  Xcvr 9      REV 01   740-011782   P8J1W25        SFP-SX
Fan Tray 0
Fan Tray 1

```

## show chassis hardware (MX2010 Router)

```

user@host > show chassis hardware
Hardware inventory:
Item          Version  Part number  Serial number  Description
Chassis                               MX2010
Midplane      REV 01   750-044636   ABAB8506       Lower Backplane
Midplane 1    REV 01   711-044557   ZY8296         Upper Backplane
PMP           REV 03   711-032426   ACAJ1388       Power Midplane
FPM Board     REV 06   711-032349   ZX8744         Front Panel Display
PSM 4         REV 0C   740-033727   VK00254        DC 52V Power Supply
Module
PSM 5         REV 0B   740-033727   VG00015        DC 52V Power Supply
Module
PSM 6         REV 0B   740-033727   VH00097        DC 52V Power Supply
Module
PSM 7         REV 0C   740-033727   VJ00151        DC 52V Power Supply
Module
PSM 8         REV 0C   740-033727   VJ00149        DC 52V Power Supply
Module
PDM 0         REV 0B   740-038109   WA00008        DC Power Dist Module
PDM 1         REV 0B   740-038109   WA00014        DC Power Dist Module
Routing Engine 0 REV 02   740-041821   9009094134     RE-S-1800x4
Routing Engine 1 REV 02   740-041821   9009094141     RE-S-1800x4
CB 0          REV 08   750-040257   CAAB3491       Control Board
CB 1          REV 08   750-040257   CAAB3489       Control Board
SPMB 0        REV 02   711-041855   CAAA6135       PMB Board
SPMB 1        REV 02   711-041855   CAAA6137       PMB Board
SFB 0         REV 06   711-032385   ZV1828        Switch Fabric Board
SFB 1         REV 07   711-032385   ZZ2568        Switch Fabric Board
SFB 2         REV 07   711-032385   ZZ2563        Switch Fabric Board

```

SFB 3	REV 07	711-032385	ZZ2564	Switch Fabric Board
SFB 4	REV 07	711-032385	ZZ2580	Switch Fabric Board
SFB 5	REV 07	711-032385	ZZ2579	Switch Fabric Board
SFB 6	REV 07	711-032385	CAAB4882	Switch Fabric Board
SFB 7	REV 07	711-032385	CAAB4898	Switch Fabric Board
FPC 0	REV 33	750-028467	CAAB1919	MPC 3D 16x 10GE
CPU	REV 11	711-029089	CAAB7174	AMPC PMB
PIC 0		BUILTIN	BUILTIN	4x 10GE(LAN) SFP+
Xcvr 0	REV 01	740-021308	AMH02RE	SFP+-10G-SR
Xcvr 1	REV 01	740-021308	AMH038C	SFP+-10G-SR
Xcvr 2	REV 01	740-021308	AMH0390	SFP+-10G-SR
Xcvr 3	REV 01	740-021308	AMG0SUA	SFP+-10G-SR
PIC 1		BUILTIN	BUILTIN	4x 10GE(LAN) SFP+
Xcvr 0	REV 01	740-021308	AMH0579	SFP+-10G-SR
Xcvr 1	REV 01	740-021308	AMG0SGP	SFP+-10G-SR
Xcvr 2	REV 01	740-021308	AMH04SV	SFP+-10G-SR
Xcvr 3	REV 01	740-021308	AMH04X3	SFP+-10G-SR
PIC 2		BUILTIN	BUILTIN	4x 10GE(LAN) SFP+
Xcvr 0	REV 01	740-021308	AMH0135	SFP+-10G-SR
Xcvr 1	REV 01	740-021308	AMH02NC	SFP+-10G-SR
Xcvr 2	REV 01	740-021308	AMH02XB	SFP+-10G-SR
Xcvr 3	REV 01	740-021308	AMH02PN	SFP+-10G-SR
PIC 3		BUILTIN	BUILTIN	4x 10GE(LAN) SFP+
Xcvr 0	REV 01	740-021308	AMH057Y	SFP+-10G-SR
Xcvr 1	REV 01	740-021308	AMG0JHE	SFP+-10G-SR
Xcvr 2	REV 01	740-021308	AMH02HT	SFP+-10G-SR
Xcvr 3	REV 01	740-021308	AMH04V4	SFP+-10G-SR
FPC 1	REV 21	750-033205	ZG5027	MPC Type 3
CPU	REV 04	711-035209	YT4780	HMPC PMB 2G
MIC 0	REV 03	750-033307	ZV6299	10X10GE SFPP
PIC 0		BUILTIN	BUILTIN	10X10GE SFPP
Xcvr 0	REV 01	740-031980	083363A00410	SFP+-10G-SR
Xcvr 1	REV 01	740-031980	083363A00334	SFP+-10G-SR
Xcvr 2	REV 01	740-031980	113363A00125	SFP+-10G-SR
Xcvr 3	REV 01	740-031980	083363A00953	SFP+-10G-SR
Xcvr 4	REV 01	740-031980	AHR013D	SFP+-10G-SR
Xcvr 5	REV 01	740-031980	AJ40JUR	SFP+-10G-SR
Xcvr 6	REV 01	740-031980	AJ40JKL	SFP+-10G-SR
Xcvr 7	REV 01	740-031980	AJ30ECK	SFP+-10G-SR
Xcvr 8	REV 01	740-021308	19T511100864	SFP+-10G-SR
Xcvr 9	REV 01	740-021308	19T511100868	SFP+-10G-SR
MIC 1	REV 03	750-033307	ZV6268	10X10GE SFPP
PIC 2		BUILTIN	BUILTIN	10X10GE SFPP
Xcvr 0	REV 01	740-031980	AJC0JML	SFP+-10G-SR
Xcvr 1	REV 01	740-031980	AJ403PC	SFP+-10G-SR
Xcvr 2	REV 01	740-031980	AJ10N25	SFP+-10G-SR
Xcvr 3	REV 01	740-031980	AJ40JF4	SFP+-10G-SR
Xcvr 4	REV 01	740-031980	AJ40JSJ	SFP+-10G-SR
Xcvr 5	REV 01	740-031980	AJ403V7	SFP+-10G-SR
Xcvr 6	REV 01	740-031980	AJ40JN3	SFP+-10G-SR
Xcvr 7	REV 01	740-031980	AJ40JSU	SFP+-10G-SR
Xcvr 8	REV 01	740-021308	19T511100468	SFP+-10G-SR
Xcvr 9	REV 01	740-021308	19T511101363	SFP+-10G-SR
FPC 8	REV 22	750-031089	ZT9746	MPC Type 2 3D
CPU	REV 06	711-030884	ZS1271	MPC PMB 2G
MIC 0	REV 26	750-028392	ABBS1150	3D 20x 1GE(LAN) SFP
PIC 0		BUILTIN	BUILTIN	10x 1GE(LAN) SFP
Xcvr 0	REV 01	740-031851	PLG023C	SFP-SX
Xcvr 1	REV 01	740-031851	PLG09C6	SFP-SX
Xcvr 2	REV 02	740-011613	AM0950SF9L7	SFP-SX
Xcvr 3	REV 02	740-011613	AM1001SFN1H	SFP-SX

Xcvr 4	REV 02	740-011613	AM1001SFM9D	SFP-SX
Xcvr 5	REV 02	740-011613	AM1001SFLTJ	SFP-SX
Xcvr 6	REV 01	740-031851	AC1108S03L9	SFP-SX
Xcvr 7	REV 01	740-031851	AC1102S00NC	SFP-SX
Xcvr 8	REV 01	740-031851	AC1102S00MX	SFP-SX
Xcvr 9	REV 01	740-031851	AC1102S0085	SFP-SX
PIC 1		BUILTIN	BUILTIN	10x 1GE(LAN) SFP
Xcvr 0	REV 01	740-031851	AC1102S00KU	SFP-SX
Xcvr 1	REV 01	740-031851	AC1102S00NG	SFP-SX
Xcvr 2	REV 01	740-031851	AC1102S00K3	SFP-SX
Xcvr 3	REV 01	740-031851	AC1102S008R	SFP-SX
Xcvr 4	REV 01	740-031851	AM1107SUFVJ	SFP-SX
Xcvr 5	REV 01	740-031851	AC1108S03LG	SFP-SX
MIC 1	REV 26	750-028387	ABBR9582	3D 4x 10GE XFP
PIC 2		BUILTIN	BUILTIN	2x 10GE XFP
Xcvr 0		NON-JNPR	T10A91703	XFP-10G-SR
Xcvr 1		NON-JNPR	T09L42604	XFP-10G-SR
PIC 3		BUILTIN	BUILTIN	2x 10GE XFP
FPC 9	REV 11	750-036284	ZL3591	MPC 3D 16x 10GE EM
CPU	REV 10	711-029089	ZL0513	AMPC PMB
PIC 0		BUILTIN	BUILTIN	4x 10GE(LAN) SFP+
Xcvr 0	REV 01	740-031980	1YT517101825	SFP+-10G-SR
Xcvr 1	REV 01	740-031980	1YT517101821	SFP+-10G-SR
Xcvr 2	REV 01	740-031980	1YT517101682	SFP+-10G-SR
Xcvr 3	REV 01	740-031980	ALQ13R6	SFP+-10G-SR
PIC 1		BUILTIN	BUILTIN	4x 10GE(LAN) SFP+
Xcvr 0	REV 01	740-031980	1YT517101828	SFP+-10G-SR
Xcvr 1	REV 01	740-031980	1YT517101716	SFP+-10G-SR
Xcvr 2	REV 01	740-031980	1YT517101732	SFP+-10G-SR
Xcvr 3	REV 01	740-031980	ALP0TR1	SFP+-10G-SR
PIC 2		BUILTIN	BUILTIN	4x 10GE(LAN) SFP+
Xcvr 0	REV 01	740-031980	1YT517101741	SFP+-10G-SR
Xcvr 1	REV 01	740-031980	1YT517101829	SFP+-10G-SR
Xcvr 2	REV 01	740-031980	1YT517101669	SFP+-10G-SR
Xcvr 3	REV 01	740-031980	ALQ14E3	SFP+-10G-SR
PIC 3		BUILTIN	BUILTIN	4x 10GE(LAN) SFP+
Xcvr 0	REV 01	740-031980	1YT517101826	SFP+-10G-SR
Xcvr 1	REV 01	740-031980	1YT517101817	SFP+-10G-SR
Xcvr 2	REV 01	740-031980	1YT517101735	SFP+-10G-SR
Xcvr 3	REV 01	740-031980	ALQ159A	SFP+-10G-SR
ADC 0	REV 05	750-043596	CAAC2073	Adapter Card
ADC 1	REV 01	750-043596	ZV4117	Adapter Card
ADC 8	REV 01	750-043596	ZV4107	Adapter Card
ADC 9	REV 02	750-043596	ZW1555	Adapter Card
Fan Tray 0	REV 2A	760-046960	ACAY0015	172mm FanTray - 6 Fans
Fan Tray 1	REV 2A	760-046960	ACAY0019	172mm FanTray - 6 Fans
Fan Tray 2	REV 2A	760-046960	ACAY0020	172mm FanTray - 6 Fans
Fan Tray 3	REV 2A	760-046960	ACAY0021	172mm FanTray - 6 Fans

**show chassis hardware detail (MX2010 Router)**

user@host &gt; show chassis hardware detail

Hardware inventory:

Item	Version	Part number	Serial number	Description
Chassis			JN11E233DAFK	MX2010
Midplane	REV 26	750-044636	ABAB9357	Lower Backplane
Midplane 1	REV 01	711-044557	ABAB8643	Upper Backplane
PMP	REV 04	711-032426	ACAJ1677	Power Midplane
FPM Board	REV 08	760-044634	ABBV9726	Front Panel Display
PSM 0	REV 01	740-045050	1E02224000P	DC 52V Power Supply
Module				

PSM 1 Module	REV 01	740-045050	1E02224000M	DC 52V Power Supply
PSM 2 Module	REV 01	740-045050	1E022240010	DC 52V Power Supply
PSM 3 Module	REV 01	740-045050	1E02224000G	DC 52V Power Supply
PSM 4 Module	REV 01	740-045050	1E022240013	DC 52V Power Supply
PSM 5 Module	REV 01	740-045050	1E022240007	DC 52V Power Supply
PSM 6 Module	REV 01	740-045050	1E02224001C	DC 52V Power Supply
PSM 7 Module	REV 01	740-045050	1E02224001D	DC 52V Power Supply
PSM 8 Module	REV 01	740-045050	1E02224001B	DC 52V Power Supply
PDM 0	REV 01	740-045234	1E262250067	DC Power Dist Module
Routing Engine 0	REV 02	740-041821	9009099704	RE-S-1800x4
ad0 3831 MB	UGB30SFA4000T1	SFA4000T1 00000651	Compact Flash	
ad1 30533 MB	UGB94BPH32H0S1-KCI	11000019592	Disk 1	
usb0 (addr 1)	EHCI root hub 0	Intel	uhub0	
usb0 (addr 2)	product 0x0020 32	vendor 0x8087	uhub1	
DIMM 0	SGU04G72H1BD2SA-BB DIE REV-52 PCB REV-54 MFR ID-ce80			
DIMM 1	SGU04G72H1BD2SA-BB DIE REV-52 PCB REV-54 MFR ID-ce80			
DIMM 2	SGU04G72H1BD2SA-BB DIE REV-52 PCB REV-54 MFR ID-ce80			
DIMM 3	SGU04G72H1BD2SA-BB DIE REV-52 PCB REV-54 MFR ID-ce80			
Routing Engine 1	REV 02	740-041821	9009099706	RE-S-1800x4
ad0 3998 MB	Virtium - TuffDrive	VCF P1T0200262860208 114	Compact Flash	
ad1 30533 MB	UGB94ARF32H0S3-KC	UNIGEN-499551-000404	Disk 1	
CB 0	REV 13	750-040257	CAAF8436	Control Board
CB 1	REV 13	750-040257	CAAF8434	Control Board
SPMB 0	REV 02	711-041855	ABBV3825	PMB Board
SPMB 1	REV 02	711-041855	ABBV3833	PMB Board
SFB 0	REV 05	711-044466	ABBX5682	Switch Fabric Board
SFB 1	REV 05	711-044466	ABBX5676	Switch Fabric Board
SFB 2	REV 05	711-044466	ABBX5665	Switch Fabric Board
SFB 3	REV 05	711-044466	ABBX5699	Switch Fabric Board
SFB 4	REV 05	711-044466	ABBX5603	Switch Fabric Board
SFB 5	REV 05	711-044466	ABBX5587	Switch Fabric Board
SFB 6	REV 05	711-044466	ABBX5607	Switch Fabric Board
SFB 7	REV 05	711-044466	ABBX5669	Switch Fabric Board
FPC 0	REV 09	750-037355	CAAF0924	MPC Type 4-2
CPU	REV 08	711-035209	CAAB9842	HMPC PMB 2G
PIC 0		BUILTIN	BUILTIN	4x10GE SFPP
Xcvr 0	REV 01	740-021308	19T511101656	SFP+-10G-SR
Xcvr 1	REV 01	740-031980	AMA04RU	SFP+-10G-SR
Xcvr 2	REV 01	740-031980	193363A00558	SFP+-10G-SR
Xcvr 3	REV 01	740-031980	B10M00202	SFP+-10G-SR
PIC 1		BUILTIN	BUILTIN	1X100GE CFP
Xcvr 0		NON-JNPR	X12J00328	CFP-100G-SR10
PIC 2		BUILTIN	BUILTIN	4x10GE SFPP
Xcvr 0	REV 01	740-031980	AMA088W	SFP+-10G-SR
Xcvr 1	REV 01	740-031980	B10L04211	SFP+-10G-SR
Xcvr 2	REV 01	740-021308	19T511101602	SFP+-10G-SR
Xcvr 3	REV 01	740-031980	B10L04151	SFP+-10G-SR
PIC 3		BUILTIN	BUILTIN	1X100GE CFP
Xcvr 0		NON-JNPR	X12J00332	CFP-100G-SR10
FPC 1	REV 18	750-033205	ZE0128	MPC Type 3
CPU	REV 06	711-035209	ZG5431	HMPC PMB 2G
MIC 0	REV 15	750-033199	ZP6435	1X100GE CFP
PIC 0		BUILTIN	BUILTIN	1X100GE CFP

Xcvr 0	REV 01	740-032210	J11E46118	CFP-100G-LR4
MIC 1	REV 15	750-033199	ZP6442	1X100GE CFP
PIC 2		BUILTIN	BUILTIN	1X100GE CFP
Xcvr 0	REV 01	740-032210	UMN03T4	CFP-100G-LR4
FPC 2	REV 16	750-037358	CAAL1001	MPC Type 4-1
CPU	REV 08	711-035209	CAAK7927	HMPC PMB 2G
PIC 0		BUILTIN	BUILTIN	8X10GE SFPP
Xcvr 0	REV 01	740-031980	193363A00589	SFP+-10G-SR
Xcvr 1	REV 01	740-021308	973152A00028	SFP+-10G-SR
Xcvr 2	REV 01	740-031980	193363A00376	SFP+-10G-SR
Xcvr 3	REV 01	740-021308	973152A00016	SFP+-10G-SR
Xcvr 4	REV 01	740-031980	193363A00499	SFP+-10G-SR
Xcvr 5	REV 01	740-021308	973152A00039	SFP+-10G-SR
Xcvr 6	REV 01	740-031980	B11E01239	SFP+-10G-SR
Xcvr 7	REV 01	740-021308	973152A00058	SFP+-10G-SR
PIC 1		BUILTIN	BUILTIN	8X10GE SFPP
Xcvr 0	REV 01	740-031980	B10M00075	SFP+-10G-SR
Xcvr 1	REV 01	740-021308	973152A00014	SFP+-10G-SR
Xcvr 2	REV 01	740-031980	AMA0638	SFP+-10G-SR
Xcvr 3	REV 01	740-021308	973152A00063	SFP+-10G-SR
Xcvr 4	REV 01	740-031980	AMA0629	SFP+-10G-SR
Xcvr 5	REV 01	740-021308	973152A00053	SFP+-10G-SR
Xcvr 6	REV 01	740-031980	193363A00344	SFP+-10G-SR
Xcvr 7	REV 01	740-021308	973152A00046	SFP+-10G-SR
PIC 2		BUILTIN	BUILTIN	8X10GE SFPP
Xcvr 0	REV 01	740-031980	AMA062M	SFP+-10G-SR
Xcvr 1	REV 01	740-021308	973152A00080	SFP+-10G-SR
Xcvr 2	REV 01	740-031980	193363A00580	SFP+-10G-SR
Xcvr 3	REV 01	740-021308	973152A00064	SFP+-10G-SR
Xcvr 4	REV 01	740-031980	093363A01494	SFP+-10G-SR
Xcvr 5	REV 01	740-021308	973152A00020	SFP+-10G-SR
Xcvr 6	REV 01	740-031980	123363A00047	SFP+-10G-SR
Xcvr 7	REV 01	740-021308	973152A00072	SFP+-10G-SR
PIC 3		BUILTIN	BUILTIN	8X10GE SFPP
Xcvr 0	REV 01	740-021308	03DZ06A01033	SFP+-10G-SR
Xcvr 1	REV 01	740-021308	973152A00022	SFP+-10G-SR
Xcvr 2	REV 01	740-021308	03DZ06A01026	SFP+-10G-SR
Xcvr 3	REV 01	740-021308	973152A00013	SFP+-10G-SR
Xcvr 4	REV 01	740-021308	03DZ06A01028	SFP+-10G-SR
Xcvr 5	REV 01	740-021308	973152A00079	SFP+-10G-SR
Xcvr 6	REV 01	740-021308	03DZ06A01018	SFP+-10G-SR
Xcvr 7	REV 01	740-021308	973152A00025	SFP+-10G-SR
FPC 3	REV 33	750-028467	CAAF5400	MPC 3D 16x 10GE
CPU	REV 11	711-029089	CAAH7626	AMPC PMB
PIC 0		BUILTIN	BUILTIN	4x 10GE(LAN) SFP+
Xcvr 0	REV 01	740-021308	973152A00066	SFP+-10G-SR
Xcvr 1	REV 01	740-021308	973152A00021	SFP+-10G-SR
Xcvr 2	REV 01	740-021308	973152A00062	SFP+-10G-SR
Xcvr 3	REV 01	740-021308	973152A00027	SFP+-10G-SR
PIC 1		BUILTIN	BUILTIN	4x 10GE(LAN) SFP+
Xcvr 0	REV 01	740-021308	973152A00065	SFP+-10G-SR
Xcvr 1	REV 01	740-021308	973152A00069	SFP+-10G-SR
Xcvr 2	REV 01	740-021308	973152A00026	SFP+-10G-SR
Xcvr 3	REV 01	740-021308	973152A00003	SFP+-10G-SR
PIC 2		BUILTIN	BUILTIN	4x 10GE(LAN) SFP+
Xcvr 0	REV 01	740-021308	973152A00035	SFP+-10G-SR
Xcvr 1	REV 01	740-021308	973152A00004	SFP+-10G-SR
Xcvr 2	REV 01	740-021308	973152A00049	SFP+-10G-SR
Xcvr 3	REV 01	740-021308	973152A00055	SFP+-10G-SR
PIC 3		BUILTIN	BUILTIN	4x 10GE(LAN) SFP+
Xcvr 0	REV 01	740-021308	973152A00010	SFP+-10G-SR

Xcvr 1	REV 01	740-021308	973152A00001	SFP+-10G-SR
Xcvr 2	REV 01	740-021308	973152A00073	SFP+-10G-SR
Xcvr 3	REV 01	740-021308	973152A00012	SFP+-10G-SR
FPC 4	REV 21	750-033205	ZG5028	MPC Type 3
CPU	REV 05	711-035209	YX3911	HMPC PMB 2G
MIC 0	REV 03	750-036233	ZL2036	2X40GE QSFP
PIC 0		BUILTIN	BUILTIN	2X40GE QSFP
Xcvr 0	REV 01	740-032986	QB220708	QSFP+-40G-SR4
Xcvr 1	REV 01	740-032986	QB220735	QSFP+-40G-SR4
MIC 1	REV 03	750-036233	ZL2028	2X40GE QSFP
PIC 2		BUILTIN	BUILTIN	2X40GE QSFP
Xcvr 0	REV 01	740-032986	QB220727	QSFP+-40G-SR4
Xcvr 1	REV 01	740-032986	QB220715	QSFP+-40G-SR4
FPC 5	REV 11	750-037358	CAAE2196	MPC Type 4-1
CPU	REV 08	711-035209	CAAD9074	HMPC PMB 2G
PIC 0		BUILTIN	BUILTIN	8X10GE SFPP
Xcvr 0	REV 01	740-031980	AMA062S	SFP+-10G-SR
Xcvr 1	REV 01	740-031980	AMA062P	SFP+-10G-SR
Xcvr 2	REV 01	740-031980	AMA052R	SFP+-10G-SR
Xcvr 3	REV 01	740-031980	AMA0632	SFP+-10G-SR
Xcvr 4	REV 01	740-031980	193363A00564	SFP+-10G-SR
Xcvr 5	REV 01	740-031980	193363A00229	SFP+-10G-SR
Xcvr 6	REV 01	740-031980	193363A00363	SFP+-10G-SR
Xcvr 7	REV 01	740-031980	193363A00278	SFP+-10G-SR
PIC 1		BUILTIN	BUILTIN	8X10GE SFPP
Xcvr 0	REV 01	740-031980	AMA04CC	SFP+-10G-SR
Xcvr 1	REV 01	740-021308	AD0927A001W	SFP+-10G-SR
Xcvr 2	REV 01	740-031980	AMA04N2	SFP+-10G-SR
Xcvr 3	REV 01	740-031980	AMA062U	SFP+-10G-SR
Xcvr 4	REV 01	740-031980	193363A00491	SFP+-10G-SR
Xcvr 5	REV 01	740-031980	183363A01511	SFP+-10G-SR
Xcvr 6	REV 01	740-031980	193363A00565	SFP+-10G-SR
Xcvr 7	REV 01	740-031980	193363A00405	SFP+-10G-SR
PIC 2		BUILTIN	BUILTIN	8X10GE SFPP
Xcvr 0	REV 01	740-031980	AMA07QX	SFP+-10G-SR
Xcvr 1	REV 01	740-031980	AMA06MS	SFP+-10G-SR
Xcvr 2	REV 01	740-031980	193363A00318	SFP+-10G-SR
Xcvr 3	REV 01	740-031980	193363A00402	SFP+-10G-SR
Xcvr 4	REV 01	740-031980	193363A00174	SFP+-10G-SR
Xcvr 5	REV 01	740-031980	193363A00388	SFP+-10G-SR
Xcvr 6	REV 01	740-031980	193363A00377	SFP+-10G-SR
Xcvr 7	REV 01	740-031980	193363A00234	SFP+-10G-SR
PIC 3		BUILTIN	BUILTIN	8X10GE SFPP
Xcvr 0	REV 01	740-031980	AMA062T	SFP+-10G-SR
Xcvr 1	REV 01	740-031980	193363A00550	SFP+-10G-SR
Xcvr 2	REV 01	740-031980	193363A00364	SFP+-10G-SR
Xcvr 3	REV 01	740-031980	AMA0630	SFP+-10G-SR
Xcvr 4	REV 01	740-031980	193363A00509	SFP+-10G-SR
Xcvr 5	REV 01	740-031980	193363A00459	SFP+-10G-SR
Xcvr 6	REV 01	740-031980	113363A00191	SFP+-10G-SR
Xcvr 7	REV 01	740-031980	193363A00352	SFP+-10G-SR
FPC 6	REV 33	750-028467	CAAF5552	MPC 3D 16x 10GE
CPU	REV 11	711-029089	CAAH7601	AMPC PMB
PIC 0		BUILTIN	BUILTIN	4x 10GE(LAN) SFP+
Xcvr 0	REV 01	740-021308	AD0927A0036	SFP+-10G-SR
Xcvr 1	REV 01	740-021308	AD0927A003M	SFP+-10G-SR
Xcvr 2	REV 01	740-021308	AD0927A003G	SFP+-10G-SR
Xcvr 3	REV 01	740-021308	AD0927A0031	SFP+-10G-SR
PIC 1		BUILTIN	BUILTIN	4x 10GE(LAN) SFP+
Xcvr 0	REV 01	740-031980	193363A00331	SFP+-10G-SR
Xcvr 1	REV 01	740-031980	193363A00325	SFP+-10G-SR

Xcvr 2	REV 01	740-031980	193363A00417	SFP+-10G-SR
Xcvr 3	REV 01	740-031980	183363A02509	SFP+-10G-SR
PIC 2		BUILTIN	BUILTIN	4x 10GE(LAN) SFP+
Xcvr 0	REV 01	740-021308	T09K75140	SFP+-10G-SR
Xcvr 1	REV 01	740-031980	B11A04356	SFP+-10G-SR
Xcvr 2	REV 01	740-031980	B11K01952	SFP+-10G-SR
Xcvr 3	REV 01	740-031980	B11K01914	SFP+-10G-SR
PIC 3		BUILTIN	BUILTIN	4x 10GE(LAN) SFP+
Xcvr 0	REV 01	740-021308	T09K75157	SFP+-10G-SR
Xcvr 1	REV 01	740-021308	T09K75194	SFP+-10G-SR
Xcvr 2	REV 01	740-031980	B11K01926	SFP+-10G-SR
Xcvr 3	REV 01	740-031980	B11K01936	SFP+-10G-SR
FPC 7	REV 16	750-037358	CAAL1012	MPC Type 4-1
CPU	REV 08	711-035209	CAAJ3851	HMPC PMB 2G
PIC 0		BUILTIN	BUILTIN	8X10GE SFPP
Xcvr 0	REV 01	740-031980	AMA04NK	SFP+-10G-SR
Xcvr 1	REV 01	740-031980	B11F00260	SFP+-10G-SR
Xcvr 2	REV 01	740-031980	B11E02192	SFP+-10G-SR
Xcvr 3	REV 01	740-031980	AMA04CP	SFP+-10G-SR
Xcvr 4	REV 01	740-031980	AJ40JJK	SFP+-10G-SR
Xcvr 5	REV 01	740-031980	B11F00238	SFP+-10G-SR
Xcvr 6	REV 01	740-031980	B10M00275	SFP+-10G-SR
Xcvr 7	REV 01	740-031980	193363A00211	SFP+-10G-SR
PIC 1		BUILTIN	BUILTIN	8X10GE SFPP
Xcvr 0	REV 01	740-031980	B11D05577	SFP+-10G-SR
Xcvr 1	REV 01	740-031980	B11G00586	SFP+-10G-SR
Xcvr 2	REV 01	740-031980	AMA08B7	SFP+-10G-SR
Xcvr 3	REV 01	740-031980	AMA04Q0	SFP+-10G-SR
Xcvr 4	REV 01	740-031980	B11D05840	SFP+-10G-SR
Xcvr 5	REV 01	740-031980	B11E00467	SFP+-10G-SR
Xcvr 6	REV 01	740-031980	B11E00029	SFP+-10G-SR
Xcvr 7	REV 01	740-021308	19T511101712	SFP+-10G-SR
PIC 2		BUILTIN	BUILTIN	8X10GE SFPP
Xcvr 0	REV 01	740-031980	193363A00568	SFP+-10G-SR
Xcvr 1	REV 01	740-031980	B10M00166	SFP+-10G-SR
Xcvr 2	REV 01	740-031980	B10M00212	SFP+-10G-SR
Xcvr 3	REV 01	740-031980	B11D05823	SFP+-10G-SR
Xcvr 4	REV 01	740-021308	03DZ06A01005	SFP+-10G-SR
Xcvr 5	REV 01	740-021308	03DZ06A01003	SFP+-10G-SR
Xcvr 6	REV 01	740-021308	03DZ06A01009	SFP+-10G-SR
Xcvr 7	REV 01	740-021308	03DZ06A01004	SFP+-10G-SR
PIC 3		BUILTIN	BUILTIN	8X10GE SFPP
Xcvr 0	REV 01	740-021308	03DZ06A01017	SFP+-10G-SR
Xcvr 1	REV 01	740-021308	03DZ06A01016	SFP+-10G-SR
Xcvr 2	REV 01	740-021308	03DZ06A01024	SFP+-10G-SR
Xcvr 3	REV 01	740-021308	03DZ06A01008	SFP+-10G-SR
Xcvr 4	REV 01	740-030658	AD0946A02UH	SFP+-10G-USR
Xcvr 5	REV 01	740-021308	T09J67913	SFP+-10G-SR
Xcvr 6	REV 01	740-021308	AD0837ES09G	SFP+-10G-SR
Xcvr 7	REV 01	740-021308	03DZ06A01015	SFP+-10G-SR
FPC 8	REV 03	750-045372	CAAD3111	MPC Type 3
CPU	REV 08	711-035209	CAAD8033	HMPC PMB 2G
MIC 0	REV 03	750-036233	ZL2032	2X40GE QSFP
PIC 0		BUILTIN	BUILTIN	2X40GE QSFP
Xcvr 0	REV 01	740-032986	QB230273	QSFP+-40G-SR4
Xcvr 1	REV 01	740-032986	QB230254	QSFP+-40G-SR4
MIC 1	REV 03	750-036233	ZL2021	2X40GE QSFP
PIC 2		BUILTIN	BUILTIN	2X40GE QSFP
Xcvr 0	REV 01	740-032986	QB390962	QSFP+-40G-SR4
Xcvr 1	REV 01	740-032986	QB390960	QSFP+-40G-SR4
FPC 9	REV 09	750-037355	CAAF1531	MPC Type 4-2

CPU	REV 08	711-035209	CAAB9927	HMPC PMB 2G
PIC 0		BUILTIN	BUILTIN	4x10GE SFPP
Xcvr 0	REV 01	740-031980	193363A00525	SFP+-10G-SR
Xcvr 1	REV 01	740-031980	193363A00504	SFP+-10G-SR
Xcvr 2	REV 01	740-031980	193363A00368	SFP+-10G-SR
Xcvr 3	REV 01	740-031980	AJ40JSS	SFP+-10G-SR
PIC 1		BUILTIN	BUILTIN	1X100GE CFP
PIC 2		BUILTIN	BUILTIN	4x10GE SFPP
Xcvr 0	REV 01	740-031980	123363A00042	SFP+-10G-SR
Xcvr 1	REV 01	740-031980	B10M00023	SFP+-10G-SR
Xcvr 2	REV 01	740-031980	AJ802EM	SFP+-10G-SR
Xcvr 3	REV 01	740-031980	B11E02348	SFP+-10G-SR
PIC 3		BUILTIN	BUILTIN	1X100GE CFP
ADC 0	REV 13	750-043596	ABBX5532	Adapter Card
ADC 1	REV 13	750-043596	ABBX5550	Adapter Card
ADC 2	REV 13	750-043596	ABBX5571	Adapter Card
ADC 3	REV 13	750-043596	ABBX5568	Adapter Card
ADC 4	REV 13	750-043596	ABBX5556	Adapter Card
ADC 5	REV 13	750-043596	ABBX5553	Adapter Card
ADC 6	REV 13	750-043596	ABBX5541	Adapter Card
ADC 7	REV 13	750-043596	ABBX5578	Adapter Card
ADC 8	REV 13	750-043596	ABBX5560	Adapter Card
ADC 9	REV 07	750-043596	ABBV7188	Adapter Card
Fan Tray 0	REV 03	760-046960	ACAY0127	172mm FanTray - 6 Fans
Fan Tray 1	REV 2A	760-046960	ACAY0068	172mm FanTray - 6 Fans
Fan Tray 2	REV 2A	760-046960	ACAY0072	172mm FanTray - 6 Fans
Fan Tray 3	REV 2A	760-046960	ACAY0070	172mm FanTray - 6 Fans

### show chassis hardware extensive (MX2010 Router)

```

user@host > show chassis hardware extensive
Hardware inventory:
Item          Version  Part number  Serial number  Description
Chassis
Jedec Code:   0x7fb0          EEPROM Version: 0x02
S/N:          JN11E233DAFK
Assembly ID:  0x0557          Assembly Version: 00.00
Date:         00-00-0000      Assembly Flags:  0x00
ID: MX2010
Board Information Record:
Address 0x00: 00 00 00 00 00 00 00 00 00 00 00 00 00 00 00 00
I2C Hex Data:
Address 0x00: 7f b0 02 ff 05 57 00 00 00 00 00 00 00 00 00 00
Address 0x10: 00 00 00 00 00 00 00 00 00 00 00 00 00 00 00 00
Address 0x20: 4a 4e 31 31 45 32 33 33 44 41 46 4b 00 00 00 00
Address 0x30: 00 00 00 ff 00 00 00 00 00 00 00 00 00 00 00 00
Address 0x40: 00 00 00 00 00 00 00 00 00 00 00 00 00 00 00 00
Address 0x50: 00 00 00 00 00 00 00 00 00 00 00 00 00 00 00 00
Address 0x60: 00 00 00 00 00 00 00 00 00 00 00 00 00 00 00 00
Address 0x70: 00 00 00 00 00 00 00 00 00 00 00 00 00 00 00 00
Midplane
Jedec Code:   0x7fb0          EEPROM Version: 0x02
P/N:         750-044636      S/N:          ABAB9357
Assembly ID:  0x0b66          Assembly Version: 01.26
Date:         08-28-2012      Assembly Flags: 0x00
Version:      REV 26          CLEI Code:     PROTOXCLEI
ID: Lower Backplane          FRU Model Number: PROTO-ASSEMBLY
Board Information Record:
Address 0x00: ad 01 08 00 2c 21 72 70 a0 00 ff ff ff ff ff ff
I2C Hex Data:
Address 0x00: 7f b0 02 ff 0b 66 01 1a 52 45 56 20 32 36 00 00

```

```

Address 0x10: 00 00 00 00 37 35 30 2d 30 34 34 36 33 36 00 00
Address 0x20: 53 2f 4e 20 41 42 41 42 39 33 35 37 00 1c 08 07
Address 0x30: dc ff ff ff ad 01 08 00 2c 21 72 70 a0 00 ff ff
Address 0x40: ff ff ff ff 01 50 52 4f 54 4f 58 43 4c 45 49 50
Address 0x50: 52 4f 54 4f 2d 41 53 53 45 4d 42 4c 59 00 00 00
Address 0x60: 00 00 00 00 00 00 41 30 30 ff ff ff ff ff ff ff
Address 0x70: ff ff ff c2 ff ff ff ff ff ff ff ff ff ff ff ff
Midplane 1      REV 01      711-044557      ABAB8643      Upper Backplane
Jedec Code:    0x7fb0      EEPROM Version:    0x01
P/N:           711-044557      S/N:              ABAB8643
Assembly ID:   0x0b65      Assembly Version:  01.01
Date:          07-27-2012      Assembly Flags:    0x00
Version:       REV 01
ID: Upper Backplane
Board Information Record:
Address 0x00: ff ff ff ff ff ff ff ff ff ff ff ff ff ff ff ff
I2C Hex Data:
Address 0x00: 7f b0 01 ff 0b 65 01 01 52 45 56 20 30 31 00 00
Address 0x10: 00 00 00 00 37 31 31 2d 30 34 34 35 35 37 00 00
Address 0x20: 53 2f 4e 20 41 42 41 42 38 36 34 33 00 1b 07 07
Address 0x30: dc ff ff ff ff ff ff ff ff ff ff ff ff ff ff ff
Address 0x40: ff ff ff ff 00 ff ff ff ff ff ff ff ff ff ff ff
Address 0x50: ff ff ff ff ff ff ff ff ff ff ff ff ff ff ff ff
Address 0x60: ff ff ff ff ff ff ff ff ff ff ff ff ff ff ff ff
Address 0x70: ff ff ff ff ff ff ff ff ff ff ff ff ff ff ff ff
PMP            REV 04      711-032426      ACAJ1677      Power Midplane
Jedec Code:    0x7fb0      EEPROM Version:    0x01
P/N:           711-032426      S/N:              ACAJ1677
Assembly ID:   0x045d      Assembly Version:  01.04
Date:          07-20-2012      Assembly Flags:    0x00
Version:       REV 04
ID: Power Midplane
Board Information Record:
Address 0x00: ff ff ff ff ff ff ff ff ff ff ff ff ff ff ff ff
I2C Hex Data:
Address 0x00: 7f b0 01 ff 04 5d 01 04 52 45 56 20 30 34 00 00
Address 0x10: 00 00 00 00 37 31 31 2d 30 33 32 34 32 36 00 00
Address 0x20: 53 2f 4e 20 41 43 41 4a 31 36 37 37 00 14 07 07
Address 0x30: dc ff ff ff ff ff ff ff ff ff ff ff ff ff ff ff
Address 0x40: ff ff ff ff 00 ff ff ff ff ff ff ff ff ff ff ff
Address 0x50: ff ff ff ff ff ff ff ff ff ff ff ff ff ff ff ff
Address 0x60: ff ff ff ff ff ff ff ff ff ff ff ff ff ff ff ff
Address 0x70: ff ff ff ff ff ff ff ff ff ff ff ff ff ff ff ff
FPM Board      REV 08      760-044634      ABBV9726      Front Panel Display
Jedec Code:    0x7fb0      EEPROM Version:    0x02
P/N:           760-044634      S/N:              ABBV9726
Assembly ID:   0x0b64      Assembly Version:  01.08
Date:          09-10-2012      Assembly Flags:    0x00
Version:       REV 08      CLEI Code:         IPMYA4EJRA
ID: Front Panel Display      FRU Model Number:  MX2010-CRAFT-S
Board Information Record:
Address 0x00: ff ff ff ff ff ff ff ff ff ff ff ff ff ff ff ff
I2C Hex Data:
Address 0x00: 7f b0 02 ff 0b 64 01 08 52 45 56 20 30 38 00 00
Address 0x10: 00 00 00 00 37 36 30 2d 30 34 34 36 33 34 00 00
Address 0x20: 53 2f 4e 20 41 42 42 56 39 37 32 36 00 0a 09 07
Address 0x30: dc ff ff ff ff ff ff ff ff ff ff ff ff ff ff ff
Address 0x40: ff ff ff ff 01 49 50 4d 59 41 34 45 4a 52 41 4d
Address 0x50: 58 32 30 31 30 2d 43 52 41 46 54 2d 53 00 00 00
Address 0x60: 00 00 00 00 00 00 41 00 00 ff ff ff ff ff ff ff
Address 0x70: ff ff ff 93 ff ff ff ff ff ff ff ff ff ff ff ff

```

```

PSM 0          REV 01  740-045050  1E02224000P      DC 52V Power Supply
Module
Jedec Code:    0x7fb0          EEPROM Version:  0x02
P/N:           740-045050      S/N:            1E02224000P
Assembly ID:   0x0478          Assembly Version: 01.01
Date:          12-06-2012      Assembly Flags:  0x00
Version:       REV 01          CLEI Code:       XXXXXXXXXX
ID: DC 52V Power Supply Module FRU Model Number: MX2000-PSM-HC-DC-S-A
Board Information Record:
  Address 0x00: ff ff ff ff ff ff ff ff ff ff ff ff ff ff ff ff
I2C Hex Data:
  Address 0x00: 7f b0 02 ff 04 78 01 01 52 45 56 20 30 31 00 00
  Address 0x10: 00 00 00 00 37 34 30 2d 30 34 35 30 35 30 00 00
  Address 0x20: 31 45 30 32 32 32 34 30 30 30 50 00 00 06 0c 07
  Address 0x30: dc ff ff ff ff ff ff ff ff ff ff ff ff ff ff ff
  Address 0x40: ff ff ff ff 01 58 58 58 58 58 58 58 58 58 58 4d
  Address 0x50: 58 32 30 30 30 2d 50 53 4d 2d 48 43 2d 44 43 2d
  Address 0x60: 53 2d 41 00 00 00 31 30 31 ff ff ff ff ff ff ff
  Address 0x70: ff ff ff 4a 00 00 00 00 00 00 00 00 00 00 00 00
PSM 1          REV 01  740-045050  1E02224000M      DC 52V Power Supply
Module
Jedec Code:    0x7fb0          EEPROM Version:  0x02
P/N:           740-045050      S/N:            1E02224000M
Assembly ID:   0x0478          Assembly Version: 01.01
Date:          12-06-2012      Assembly Flags:  0x00
Version:       REV 01          CLEI Code:       XXXXXXXXXX
ID: DC 52V Power Supply Module FRU Model Number: MX2000-PSM-HC-DC-S-A
Board Information Record:
  Address 0x00: ff ff ff ff ff ff ff ff ff ff ff ff ff ff ff ff
I2C Hex Data:
  Address 0x00: 7f b0 02 ff 04 78 01 01 52 45 56 20 30 31 00 00
  Address 0x10: 00 00 00 00 37 34 30 2d 30 34 35 30 35 30 00 00
  Address 0x20: 31 45 30 32 32 32 34 30 30 30 4d 00 00 06 0c 07
  Address 0x30: dc ff ff ff ff ff ff ff ff ff ff ff ff ff ff ff
  Address 0x40: ff ff ff ff 01 58 58 58 58 58 58 58 58 58 58 4d
  Address 0x50: 58 32 30 30 30 2d 50 53 4d 2d 48 43 2d 44 43 2d
  Address 0x60: 53 2d 41 00 00 00 31 30 31 ff ff ff ff ff ff ff
  Address 0x70: ff ff ff 4a 00 00 00 00 00 00 00 00 00 00 00 00
...
PDM 0          REV 01  740-045234  1E262250067      DC Power Dist Module
Jedec Code:    0x7fb0          EEPROM Version:  0x02
P/N:           740-045234      S/N:            1E262250067
Assembly ID:   0x047b          Assembly Version: 01.01
Date:          06-28-2012      Assembly Flags:  0x00
Version:       REV 01          CLEI Code:       IPUPAJSKAA
ID: DC Power Dist Module      FRU Model Number: MX2000-PDM-DC-S-A
Board Information Record:
  Address 0x00: ff ff ff ff ff ff ff ff ff ff ff ff ff ff ff ff
I2C Hex Data:
  Address 0x00: 7f b0 02 ff 04 7b 01 01 52 45 56 20 30 31 00 00
  Address 0x10: 00 00 00 00 37 34 30 2d 30 34 35 32 33 34 00 00
  Address 0x20: 31 45 32 36 32 32 35 30 30 36 37 00 00 1c 06 07
  Address 0x30: dc ff ff ff ff ff ff ff ff ff ff ff ff ff ff ff
  Address 0x40: ff ff ff ff 01 49 50 55 50 41 4a 53 4b 41 41 4d
  Address 0x50: 58 32 30 30 30 2d 50 44 4d 2d 44 43 2d 53 2d 41
  Address 0x60: 00 00 00 00 00 00 31 30 31 ff ff ff ff ff ff ff
  Address 0x70: ff ff ff 89 00 00 00 00 00 00 00 00 00 00 00 00
Routing Engine 0 REV 02  740-041821  9009099704      RE-S-1800x4
Jedec Code:    0x7fb0          EEPROM Version:  0x02
P/N:           740-041821      S/N:            9009099704
Assembly ID:   0x09c0          Assembly Version: 01.02

```

```

Date:          03-15-2012      Assembly Flags:    0x00
Version:       REV 02
ID: RE-S-1800x4      FRU Model Number:  RE-S-1800X4-16G-S
Board Information Record:
Address 0x00: 54 32 30 32 37 44 41 2d 34 34 47 42 23 41 23 00
I2C Hex Data:
Address 0x00: 7f b0 02 ff 09 c0 01 02 52 45 56 20 30 32 00 00
Address 0x10: 00 00 00 00 37 34 30 2d 30 34 31 38 32 31 00 00
Address 0x20: 39 30 30 39 30 39 39 37 30 34 00 00 00 0f 03 07
Address 0x30: dc ff ff ff 54 32 30 32 37 44 41 2d 34 34 47 42
Address 0x40: 23 41 23 00 01 00 00 00 00 00 00 00 00 00 00 52
Address 0x50: 45 2d 53 2d 31 38 30 30 58 34 2d 31 36 47 2d 53
Address 0x60: 00 00 00 00 00 00 41 30 30 ff ff ff ff ff ff ff
Address 0x70: ff ff ff 8c ff ff ff ff ff ff ff ff ff ff ff ff
ad0   3831 MB   UGB30SFA4000T1      SFA4000T1 00000651 Compact Flash
ad1   30533 MB  UGB94BPH32H0S1-KCI  11000019592      Disk 1
usb0 (addr 1)  EHCI root hub 0      Intel      uhub0
usb0 (addr 2)  product 0x0020 32     vendor 0x8087     uhub1
DIMM 0         SGU04G72H1BD2SA-BB DIE REV-52 PCB REV-54 MFR ID-ce80
DIMM 1         SGU04G72H1BD2SA-BB DIE REV-52 PCB REV-54 MFR ID-ce80
DIMM 2         SGU04G72H1BD2SA-BB DIE REV-52 PCB REV-54 MFR ID-ce80
DIMM 3         SGU04G72H1BD2SA-BB DIE REV-52 PCB REV-54 MFR ID-ce80
Routing Engine 1 REV 02   740-041821  9009099706      RE-S-1800x4
Jedec Code:    0x7fb0      EEPROM Version:    0x02
P/N:           740-041821  S/N:              9009099706
Assembly ID:   0x09c0      Assembly Version:  01.02
Date:         02-23-2012   Assembly Flags:    0x00
Version:       REV 02
ID: RE-S-1800x4      FRU Model Number:  RE-S-1800X4-16G-S
Board Information Record:
Address 0x00: 54 32 30 32 37 44 41 2d 34 34 47 42 23 41 23 00
I2C Hex Data:
Address 0x00: 7f b0 02 ff 09 c0 01 02 52 45 56 20 30 32 00 00
Address 0x10: 00 00 00 00 37 34 30 2d 30 34 31 38 32 31 00 00
Address 0x20: 39 30 30 39 30 39 39 37 30 36 00 00 00 17 02 07
Address 0x30: dc ff ff ff 54 32 30 32 37 44 41 2d 34 34 47 42
Address 0x40: 23 41 23 00 01 00 00 00 00 00 00 00 00 00 00 52
Address 0x50: 45 2d 53 2d 31 38 30 30 58 34 2d 31 36 47 2d 53
Address 0x60: 00 00 00 00 00 00 41 30 30 ff ff ff ff ff ff ff
Address 0x70: ff ff ff 8c ff ff ff ff ff ff ff ff ff ff ff ff
ad0   3998 MB   Virtium - TuffDrive VCF P1T0200262860208 114 Compact Flash
ad1   30533 MB  UGB94ARF32H0S3-KC   UNIGEN-499551-000404 Disk 1
CB 0         REV 13   750-040257  CAAF8436      Control Board
Jedec Code:    0x7fb0      EEPROM Version:    0x02
P/N:           750-040257  S/N:              CAAF8436
Assembly ID:   0x0b26      Assembly Version:  01.13
Date:         08-29-2012   Assembly Flags:    0x00
Version:       REV 13      CLEI Code:        PROTOXCLEI
ID: Control Board      FRU Model Number:  PROTO-ASSEMBLY
Board Information Record:
Address 0x00: ff ff ff ff ff ff ff ff ff ff ff ff ff ff ff ff
I2C Hex Data:
Address 0x00: 7f b0 02 ff 0b 26 01 0d 52 45 56 20 31 33 00 00
Address 0x10: 00 00 00 00 37 35 30 2d 30 34 30 32 35 37 00 00
Address 0x20: 53 2f 4e 20 43 41 41 46 38 34 33 36 00 1d 08 07
Address 0x30: dc ff ff ff ff ff ff ff ff ff ff ff ff ff ff ff
Address 0x40: ff ff ff ff 01 50 52 4f 54 4f 58 43 4c 45 49 50
Address 0x50: 52 4f 54 4f 2d 41 53 53 45 4d 42 4c 59 00 00 00
Address 0x60: 00 00 00 00 00 00 41 30 30 ff ff ff ff ff ff ff
Address 0x70: ff ff ff c2 ff ff ff ff ff ff ff ff ff ff ff ff
...

```

```

SPMB 0          REV 02   711-041855   ABBV3825          PMB Board
Jedec Code:     0x7fb0          EEPROM Version:    0x01
P/N:            711-041855      S/N:            ABBV3825
Assembly ID:    0x0b29          Assembly Version: 01.02
Date:           08-14-2012      Assembly Flags:  0x00
Version:        REV 02
ID: PMB Board
Board Information Record:
Address 0x00: ff ff ff ff ff ff ff ff ff ff ff ff ff ff ff ff
I2C Hex Data:
Address 0x00: 7f b0 01 ff 0b 29 01 02 52 45 56 20 30 32 00 00
Address 0x10: 00 00 00 00 37 31 31 2d 30 34 31 38 35 35 00 00
Address 0x20: 53 2f 4e 20 41 42 42 56 33 38 32 35 00 0e 08 07
Address 0x30: dc ff ff ff ff ff ff ff ff ff ff ff ff ff ff ff
Address 0x40: ff ff ff ff 00 ff ff ff ff ff ff ff ff ff ff ff
Address 0x50: ff ff ff ff ff ff ff ff ff ff ff ff ff ff ff ff
Address 0x60: ff ff ff ff ff ff ff ff ff ff ff ff ff ff ff ff
Address 0x70: ff ff ff ff 00 00 00 00 00 00 00 00 00 00 00 00
...
SFB 0           REV 05   711-044466   ABBX5682          Switch Fabric Board
Jedec Code:     0x7fb0          EEPROM Version:    0x02
P/N:            711-044466      S/N:            ABBX5682
Assembly ID:    0x0b25          Assembly Version:  01.05
Date:           09-07-2012      Assembly Flags:    0x00
Version:        REV 05          CLEI Code:        PROTOXCLEI
ID: Switch Fabric Board          FRU Model Number:  PROTO-ASSEMBLY
Board Information Record:
Address 0x00: ff ff ff ff ff ff ff ff ff ff ff ff ff ff ff ff
I2C Hex Data:
Address 0x00: 7f b0 02 ff 0b 25 01 05 52 45 56 20 30 35 00 00
Address 0x10: 00 00 00 00 37 31 31 2d 30 34 34 34 36 36 00 00
Address 0x20: 53 2f 4e 20 41 42 42 58 35 36 38 32 00 07 09 07
Address 0x30: dc ff ff ff ff ff ff ff ff ff ff ff ff ff ff ff
Address 0x40: ff ff ff ff 01 50 52 4f 54 4f 58 43 4c 45 49 50
Address 0x50: 52 4f 54 4f 2d 41 53 53 45 4d 42 4c 59 00 00 00
Address 0x60: 00 00 00 00 00 00 41 30 30 ff ff ff ff ff ff ff
Address 0x70: ff ff ff c2 00 00 00 01 00 00 00 00 00 00 48 00
...
FPC 0           REV 09   750-037355   CAAF0924          MPC Type 4-2
Jedec Code:     0x7fb0          EEPROM Version:    0x02
P/N:            750-037355      S/N:            CAAF0924
Assembly ID:    0x0b4e          Assembly Version:  01.09
Date:           05-21-2012      Assembly Flags:    0x00
Version:        REV 09          CLEI Code:        PROTOXCLEI
ID: MPC Type 4-2                FRU Model Number:  MPC4E-2CGE-8XGE
Board Information Record:
Address 0x00: ff ff ff ff ff ff ff ff ff ff ff ff ff ff ff ff
I2C Hex Data:
Address 0x00: 7f b0 02 ff 0b 4e 01 09 52 45 56 20 30 39 00 00
Address 0x10: 00 00 00 00 37 35 30 2d 30 33 37 33 35 35 00 00
Address 0x20: 53 2f 4e 20 43 41 41 46 30 39 32 34 00 15 05 07
Address 0x30: dc ff ff ff ff ff ff ff ff ff ff ff ff ff ff ff
Address 0x40: ff ff ff ff 01 50 52 4f 54 4f 58 43 4c 45 49 4d
Address 0x50: 50 43 34 45 2d 32 43 47 45 2d 38 58 47 45 00 00
Address 0x60: 00 00 00 00 00 00 30 39 00 ff ff ff ff ff ff ff
Address 0x70: ff ff ff c6 ff ff ff ff ff ff ff ff ff ff ff ff
CPU           REV 08   711-035209   CAAB9842          HMPM PMB 2G
Jedec Code:     0x7fb0          EEPROM Version:    0x01
P/N:            711-035209      S/N:            CAAB9842
Assembly ID:    0x0b04          Assembly Version:  01.08
Date:           05-17-2012      Assembly Flags:    0x00

```

```

Version:      REV 08
ID: HMPC PMB 2G
Board Information Record:
  Address 0x00: ff ff ff ff ff ff ff ff ff ff ff ff ff ff ff
I2C Hex Data:
  Address 0x00: 7f b0 01 ff 0b 04 01 08 52 45 56 20 30 38 00 00
  Address 0x10: 00 00 00 00 37 31 31 2d 30 33 35 32 30 39 00 00
  Address 0x20: 53 2f 4e 20 43 41 41 42 39 38 34 32 00 11 05 07
  Address 0x30: dc ff ff ff ff ff ff ff ff ff ff ff ff ff ff
  Address 0x40: ff ff ff ff 00 ff ff ff ff ff ff ff ff ff ff
  Address 0x50: ff ff ff ff ff ff ff ff ff ff ff ff ff ff ff
  Address 0x60: ff ff ff ff ff ff ff ff ff ff ff ff ff ff ff
  Address 0x70: ff ff ff ff 00 00 00 00 00 00 00 00 00 00 00 00
PIC 0          BUILTIN      BUILTIN      4x10GE SFPP
Jedec Code:    0x0000          EEPROM Version: 0x00
P/N:          BUILTIN          S/N:          BUILTIN
Assembly ID:   0x0a53          Assembly Version: 00.00
Date:          00-00-0000      Assembly Flags: 0x00
ID: 4x10GE SFPP
Board Information Record:
  Address 0x00: 00 00 00 00 00 00 00 00 00 00 00 00 00 00 00 00
I2C Hex Data:
  Address 0x00: 00 00 00 00 0a 53 00 00 00 00 00 00 00 00 00 00
  Address 0x10: 00 00 00 00 42 55 49 4c 54 49 4e 00 4d 58 43 00
  Address 0x20: 42 55 49 4c 54 49 4e 00 4d 58 43 00 00 00 00 00
  Address 0x30: 00 00 00 00 00 00 00 00 00 00 00 00 00 00 00 00
  Address 0x40: 00 00 00 00 00 00 00 00 00 00 00 00 00 00 00 00
  Address 0x50: 00 00 00 00 00 00 00 00 00 00 00 00 00 00 00 00
  Address 0x60: 00 00 00 00 00 00 00 00 00 00 00 00 00 00 00 00
  Address 0x70: 00 00 00 00 c0 02 ae 64 00 00 00 00 0a 52 00 00
    Xcvr 0      REV 01      740-021308      19T511101656      SFP+-10G-SR
    Xcvr 1      REV 01      740-031980      AMA04RU          SFP+-10G-SR
    Xcvr 2      REV 01      740-031980      193363A00558      SFP+-10G-SR
    Xcvr 3      REV 01      740-031980      B10M00202         SFP+-10G-SR
...
ADC 0          REV 13      750-043596      ABBX5532          Adapter Card
Jedec Code:    0x7fb0          EEPROM Version: 0x02
P/N:          750-043596      S/N:          ABBX5532
Assembly ID:   0x0b3d          Assembly Version: 01.13
Date:          09-12-2012      Assembly Flags: 0x00
Version:       REV 13          CLEI Code:    IPUCBA8CAA
ID: Adapter Card          FRU Model Number: MX2000-LC-ADAPTER
Board Information Record:
  Address 0x00: ff ff ff ff ff ff ff ff ff ff ff ff ff ff ff
I2C Hex Data:
  Address 0x00: 7f b0 02 ff 0b 3d 01 0d 52 45 56 20 31 33 00 00
  Address 0x10: 00 00 00 00 37 35 30 2d 30 34 33 35 39 36 00 00
  Address 0x20: 53 2f 4e 20 41 42 42 58 35 35 33 32 00 0c 09 07
  Address 0x30: dc ff ff ff ff ff ff ff ff ff ff ff ff ff ff
  Address 0x40: ff ff ff ff 01 49 50 55 43 42 41 38 43 41 41 4d
  Address 0x50: 58 32 30 30 30 2d 4c 43 2d 41 44 41 50 54 45 52
  Address 0x60: 00 00 00 00 00 00 41 00 00 ff ff ff ff ff ff ff
  Address 0x70: ff ff ff 3a 00 00 00 00 00 00 00 00 00 00 00 00
...

```

#### show chassis hardware models (MX2010 Router)

```
user@host > show chassis hardware models
```

```
Hardware inventory:
```

Item	Version	Part number	Serial number	FRU model number
FPM Board	REV 06	711-032349	ZX8744	711-032349

PSM 4	REV 0C	740-033727	VK00254	000000000000000000000000
PSM 5	REV 0B	740-033727	VG00015	000000000000000000000000
PSM 6	REV 0B	740-033727	VH00097	000000000000000000000000
PSM 7	REV 0C	740-033727	VJ00151	000000000000000000000000
PSM 8	REV 0C	740-033727	VJ00149	000000000000000000000000
PDM 0	REV 0B	740-038109	WA00008	
PDM 1	REV 0B	740-038109	WA00014	
Routing Engine 0	REV 02	740-041821	9009094134	RE-S-1800X4-16G-S
Routing Engine 1	REV 02	740-041821	9009094141	RE-S-1800X4-16G-S
CB 0	REV 08	750-040257	CAAB3491	750-040257
CB 1	REV 08	750-040257	CAAB3489	750-040257
SFB 0	REV 06	711-032385	ZV1828	711-032385
SFB 1	REV 07	711-032385	ZZ2568	711-032385
SFB 2	REV 07	711-032385	ZZ2563	711-032385
SFB 3	REV 07	711-032385	ZZ2564	711-032385
SFB 4	REV 07	711-032385	ZZ2580	711-032385
SFB 5	REV 07	711-032385	ZZ2579	711-0323856
SFB 6	REV 07	711-032385	CAAB4882	711-044170
SFB 7	REV 07	711-032385	CAAB4898	711-044170
FPC 0	REV 33	750-028467	CAAB1919	MPC-3D-16XGE-SFPP
FPC 1	REV 21	750-033205	ZG5027	MX-MPC3-3D
MIC 0	REV 03	750-033307	ZV6299	MIC3-3D-10XGE-SFPP
MIC 1	REV 03	750-033307	ZV6268	MIC3-3D-10XGE-SFPP
FPC 8	REV 22	750-031089	ZT9746	MX-MPC2-3D
MIC 0	REV 26	750-028392	ABBS1150	MIC-3D-20GE-SFP
MIC 1	REV 26	750-028387	ABBR9582	MIC-3D-4XGE-XFP
FPC 9	REV 11	750-036284	ZL3591	MPCE-3D-16XGE-SFPP
ADC 0	REV 05	750-043596	CAAC2073	750-043596
ADC 1	REV 01	750-043596	ZV4117	750-043596
ADC 8	REV 01	750-043596	ZV4107	750-043596
ADC 9	REV 02	750-043596	ZW1555	750-043596
Fan Tray 0	REV 2A	760-046960	ACAY0015	
Fan Tray 1	REV 2A	760-046960	ACAY0019	
Fan Tray 2	REV 2A	760-046960	ACAY0020	
Fan Tray 3	REV 2A	760-046960	ACAY0021	

### show chassis hardware clei-models (MX2010 Routers)

```

user@host > show chassis hardware clei-models
Hardware inventory:

```

Item	Version	Part number	CLEI code	FRU model number
FPM Board	REV 06	711-032349	PROTOXCLEI	711-032349
PSM 4	REV 0C	740-033727	0000000000	000000000000000000000000
PSM 5	REV 0B	740-033727	0000000000	000000000000000000000000
PSM 6	REV 0B	740-033727	0000000000	000000000000000000000000
PSM 7	REV 0C	740-033727	0000000000	000000000000000000000000
PSM 8	REV 0C	740-033727	0000000000	000000000000000000000000
PDM 0	REV 0B	740-038109		
PDM 1	REV 0B	740-038109		
Routing Engine 0	REV 02	740-041821		RE-S-1800X4-16G-S
Routing Engine 1	REV 02	740-041821		RE-S-1800X4-16G-S
CB 0	REV 08	750-040257	PROTOXCLEI	750-040257
CB 1	REV 08	750-040257	PROTOXCLEI	750-040257
SFB 0	REV 06	711-032385	PROTOXCLEI	711-032385
SFB 1	REV 07	711-032385	PROTOXCLEI	711-032385
SFB 2	REV 07	711-032385	PROTOXCLEI	711-032385
SFB 3	REV 07	711-032385	PROTOXCLEI	711-032385
SFB 4	REV 07	711-032385	PROTOXCLEI	711-032385
SFB 5	REV 07	711-032385	PROTOXCLEI	711-0323856
SFB 6	REV 07	711-032385	PROTOXCLEI	711-044170
SFB 7	REV 07	711-032385	PROTOXCLEI	711-044170

FPC 0	REV 33	750-028467		MPC-3D-16XGE-SFPP
FPC 1	REV 21	750-033205		MX-MPC3-3D
MIC 0	REV 03	750-033307	PROTOXCLEI	MIC3-3D-10XGE-SFPP
MIC 1	REV 03	750-033307	PROTOXCLEI	MIC3-3D-10XGE-SFPP
FPC 8	REV 22	750-031089	COUIBAYBAA	MX-MPC2-3D
MIC 0	REV 26	750-028392	COUIA15BAA	MIC-3D-20GE-SFP
MIC 1	REV 26	750-028387	COUIA16BAA	MIC-3D-4XGE-XFP
FPC 9	REV 11	750-036284	CMUIACGBAA	MPCE-3D-16XGE-SFPP
ADC 0	REV 05	750-043596	PROTOXCLEI	750-043596
ADC 1	REV 01	750-043596	PROTOXCLEI	750-043596
ADC 8	REV 01	750-043596	PROTOXCLEI	750-043596
ADC 9	REV 02	750-043596	PROTOXCLEI	750-043596
Fan Tray 0	REV 2A	760-046960		
Fan Tray 1	REV 2A	760-046960		
Fan Tray 2	REV 2A	760-046960		
Fan Tray 3	REV 2A	760-046960		

### show chassis hardware (MX2020 Router)

```
user@host > show chassis hardware
```

```
Hardware inventory:
```

Item	Version	Part number	Serial number	Description
Chassis			JN11E2227AFJ	MX2020
Midplane	REV 27	750-040240	ABAB9384	Lower Power Midplane
Midplane 1	REV 04	711-032386	ABAB9386	Upper Backplane
PMP 1	REV 05	711-032428	ACAJ1579	Upper Power Midplane
PMP 0	REV 04	711-032426	ACAJ1524	Lower Power Midplane
FPM Board	REV 06	760-040242	ABBT8837	Front Panel Display
PSM 0	REV 01	740-045050	1E022240056	DC 52V Power Supply
Module				
PSM 1	REV 01	740-045050	1E022240054	DC 52V Power Supply
Module				
PSM 2	REV 01	740-045050	1E02224005H	DC 52V Power Supply
Module				
PSM 3	REV 01	740-045050	1E022240053	DC 52V Power Supply
Module				
PSM 4	REV 01	740-045050	1E02224004K	DC 52V Power Supply
Module				
PSM 7	REV 01	740-045050	1E02224006W	DC 52V Power Supply
Module				
PSM 8	REV 01	740-045050	1E022240062	DC 52V Power Supply
Module				
PSM 9	REV 01	740-045050	1E02224005B	DC 52V Power Supply
Module				
PSM 10	REV 01	740-045050	1E02224005A	DC 52V Power Supply
Module				
PSM 11	REV 01	740-045050	1E022240052	DC 52V Power Supply
Module				
PSM 12	REV 01	740-045050	1E022240051	DC 52V Power Supply
Module				
PSM 13	REV 01	740-045050	1E022240058	DC 52V Power Supply
Module				
PSM 14	REV 01	740-045050	1E02224004L	DC 52V Power Supply
Module				
PSM 15	REV 01	740-045050	1E02224005M	DC 52V Power Supply
Module				
PSM 16	REV 01	740-045050	1E02224006S	DC 52V Power Supply
Module				
PSM 17	REV 01	740-045050	1E02224005Z	DC 52V Power Supply
Module				
PDM 0	REV 01	740-045234	1E012150033	DC Power Dist Module

PDM 1	REV 01	740-045234	1E012150027	DC Power Dist Module
PDM 2	REV 01	740-045234	1E012150028	DC Power Dist Module
PDM 3	REV 01	740-045234	1E012150045	DC Power Dist Module
Routing Engine 0	REV 02	740-041821	9009089704	RE-S-1800x4
Routing Engine 1	REV 02	740-041821	9009094138	RE-S-1800x4
CB 0	REV 14	750-040257	CAAF8430	Control Board
CB 1	REV 08	750-040257	CAAB3482	Control Board
SPMB 0	REV 01	711-041855	ZS2290	PMB Board
SPMB 1	REV 02	711-041855	CAAA6141	PMB Board
SFB 0	REV 03	711-044466	ABBV6789	Switch Fabric Board
SFB 1	REV 05	711-044466	ABBX5666	Switch Fabric Board
SFB 2	REV 05	711-044466	ABBX5678	Switch Fabric Board
SFB 3	REV 05	711-044466	ABBX5687	Switch Fabric Board
SFB 4	REV 05	711-044466	ABBX5609	Switch Fabric Board
SFB 5	REV 05	711-044466	ABBX5675	Switch Fabric Board
SFB 6	REV 03	711-044466	ABBV6805	Switch Fabric Board
SFB 7	REV 05	711-044466	ABBX5701	Switch Fabric Board
FPC 0	REV 30	750-028467	ABBN0284	MPC 3D 16x 10GE
CPU	REV 10	711-029089	ABBN0507	AMPC PMB
PIC 0		BUILTIN	BUILTIN	4x 10GE(LAN) SFP+
Xcvr 0	REV 01	740-030658	B11E00990	SFP+-10G-USR
Xcvr 1	REV 01	740-030658	B11E04357	SFP+-10G-USR
Xcvr 2	REV 01	740-030658	B11F01327	SFP+-10G-USR
Xcvr 3	REV 01	740-030658	B11E04375	SFP+-10G-USR
PIC 1		BUILTIN	BUILTIN	4x 10GE(LAN) SFP+
Xcvr 0	REV 01	740-030658	B11E02760	SFP+-10G-USR
Xcvr 1	REV 01	740-030658	B11E02904	SFP+-10G-USR
Xcvr 2	REV 01	740-030658	B11E03963	SFP+-10G-USR
Xcvr 3	REV 01	740-030658	B11E00756	SFP+-10G-USR
PIC 2		BUILTIN	BUILTIN	4x 10GE(LAN) SFP+
Xcvr 0	REV 01	740-030658	B11E04418	SFP+-10G-USR
Xcvr 1	REV 01	740-030658	B11E01077	SFP+-10G-USR
Xcvr 2	REV 01	740-030658	B11E01128	SFP+-10G-USR
Xcvr 3	REV 01	740-030658	B11F01253	SFP+-10G-USR
PIC 3		BUILTIN	BUILTIN	4x 10GE(LAN) SFP+
Xcvr 0	REV 01	740-030658	B11E01140	SFP+-10G-USR
Xcvr 1	REV 01	740-030658	B11F01626	SFP+-10G-USR
Xcvr 2	REV 01	740-030658	B11E01075	SFP+-10G-USR
Xcvr 3	REV 01	740-030658	B11E01177	SFP+-10G-USR
FPC 1	REV 30	750-028467	ABBN0208	MPC 3D 16x 10GE
CPU	REV 10	711-029089	ABBJ1084	AMPC PMB
PIC 0		BUILTIN	BUILTIN	4x 10GE(LAN) SFP+
Xcvr 0	REV 01	740-030658	B11E04745	SFP+-10G-USR
Xcvr 1	REV 01	740-030658	B11F01570	SFP+-10G-USR
Xcvr 2	REV 01	740-030658	B11E04388	SFP+-10G-USR
Xcvr 3	REV 01	740-030658	B11F01439	SFP+-10G-USR
PIC 1		BUILTIN	BUILTIN	4x 10GE(LAN) SFP+
Xcvr 0	REV 01	740-030658	B11E04739	SFP+-10G-USR
Xcvr 1	REV 01	740-030658	B11F01869	SFP+-10G-USR
Xcvr 2	REV 01	740-030658	B11F01675	SFP+-10G-USR
Xcvr 3	REV 01	740-030658	B11F01901	SFP+-10G-USR
PIC 2		BUILTIN	BUILTIN	4x 10GE(LAN) SFP+
Xcvr 0	REV 01	740-030658	B11F01346	SFP+-10G-USR
Xcvr 1	REV 01	740-030658	B11F01288	SFP+-10G-USR
Xcvr 2	REV 01	740-030658	B11F01824	SFP+-10G-USR
Xcvr 3	REV 01	740-030658	B11E04312	SFP+-10G-USR
PIC 3		BUILTIN	BUILTIN	4x 10GE(LAN) SFP+
Xcvr 0	REV 01	740-030658	B11E02811	SFP+-10G-USR
Xcvr 1	REV 01	740-030658	B11E03847	SFP+-10G-USR
Xcvr 2	REV 01	740-030658	B11F01495	SFP+-10G-USR
Xcvr 3	REV 01	740-030658	B11F01265	SFP+-10G-USR

FPC 2	REV 30	750-028467	ZM5111	MPC 3D 16x 10GE
CPU	REV 10	711-029089	ZP6607	AMPC PMB
PIC 0		BUILTIN	BUILTIN	4x 10GE(LAN) SFP+
Xcvr 0	REV 01	740-031980	AK80LJA	SFP+-10G-SR
Xcvr 1	REV 01	740-031980	AK80MFZ	SFP+-10G-SR
Xcvr 2	REV 01	740-031980	AK80NKL	SFP+-10G-SR
Xcvr 3	REV 01	740-031980	AK80KF4	SFP+-10G-SR
PIC 1		BUILTIN	BUILTIN	4x 10GE(LAN) SFP+
Xcvr 0	REV 01	740-031980	AK80FBJ	SFP+-10G-SR
Xcvr 1	REV 01	740-031980	AK80MM2	SFP+-10G-SR
Xcvr 2	REV 01	740-031980	AK80LJV	SFP+-10G-SR
Xcvr 3	REV 01	740-031980	AK80NXV	SFP+-10G-SR
PIC 2		BUILTIN	BUILTIN	4x 10GE(LAN) SFP+
Xcvr 0	REV 01	740-031980	AK80N1H	SFP+-10G-SR
Xcvr 1	REV 01	740-031980	AK80NLS	SFP+-10G-SR
Xcvr 2	REV 01	740-031980	AK80FL5	SFP+-10G-SR
Xcvr 3	REV 01	740-031980	AK80NL9	SFP+-10G-SR
PIC 3		BUILTIN	BUILTIN	4x 10GE(LAN) SFP+
Xcvr 0	REV 01	740-031980	AK80NG2	SFP+-10G-SR
Xcvr 1	REV 01	740-031980	AK80KDU	SFP+-10G-SR
Xcvr 2	REV 01	740-031980	AK80MG1	SFP+-10G-SR
Xcvr 3	REV 01	740-031980	AK80MM0	SFP+-10G-SR
FPC 3	REV 30	750-028467	ABBN0302	MPC 3D 16x 10GE
CPU	REV 10	711-029089	ABBN0495	AMPC PMB
PIC 0		BUILTIN	BUILTIN	4x 10GE(LAN) SFP+
Xcvr 0	REV 01	740-030658	B11F01581	SFP+-10G-USR
Xcvr 1	REV 01	740-030658	B11E01176	SFP+-10G-USR
Xcvr 2	REV 01	740-030658	B11F01251	SFP+-10G-USR
Xcvr 3	REV 01	740-030658	B11E02752	SFP+-10G-USR
PIC 1		BUILTIN	BUILTIN	4x 10GE(LAN) SFP+
Xcvr 0	REV 01	740-030658	B11E00786	SFP+-10G-USR
Xcvr 1	REV 01	740-030658	B11E01020	SFP+-10G-USR
Xcvr 2	REV 01	740-030658	B11E01023	SFP+-10G-USR
Xcvr 3	REV 01	740-030658	B11E02819	SFP+-10G-USR
PIC 2		BUILTIN	BUILTIN	4x 10GE(LAN) SFP+
Xcvr 0	REV 01	740-030658	B11E02812	SFP+-10G-USR
Xcvr 1	REV 01	740-030658	B11D04437	SFP+-10G-USR
Xcvr 2	REV 01	740-030658	B11F01279	SFP+-10G-USR
Xcvr 3	REV 01	740-030658	B11F01333	SFP+-10G-USR
PIC 3		BUILTIN	BUILTIN	4x 10GE(LAN) SFP+
Xcvr 0	REV 01	740-030658	B11E00978	SFP+-10G-USR
Xcvr 1	REV 01	740-030658	B11E01018	SFP+-10G-USR
Xcvr 2	REV 01	740-030658	B11F01784	SFP+-10G-USR
Xcvr 3	REV 01	740-031980	AK80NKP	SFP+-10G-SR
FPC 4	REV 30	750-028467	ABBN0308	MPC 3D 16x 10GE
CPU	REV 10	711-029089	ABB11095	AMPC PMB
PIC 0		BUILTIN	BUILTIN	4x 10GE(LAN) SFP+
Xcvr 0	REV 01	740-030658	B11E04305	SFP+-10G-USR
Xcvr 1	REV 01	740-030658	B11E01147	SFP+-10G-USR
Xcvr 2	REV 01	740-030658	B11E01195	SFP+-10G-USR
Xcvr 3	REV 01	740-030658	B11F01743	SFP+-10G-USR
PIC 1		BUILTIN	BUILTIN	4x 10GE(LAN) SFP+
Xcvr 0	REV 01	740-030658	B11F01892	SFP+-10G-USR
Xcvr 1	REV 01	740-030658	B11E02880	SFP+-10G-USR
Xcvr 2	REV 01	740-030658	B11E00725	SFP+-10G-USR
Xcvr 3	REV 01	740-030658	B11E01057	SFP+-10G-USR
PIC 2		BUILTIN	BUILTIN	4x 10GE(LAN) SFP+
Xcvr 0	REV 01	740-030658	B11E02816	SFP+-10G-USR
Xcvr 1	REV 01	740-030658	B11C04501	SFP+-10G-USR
Xcvr 2	REV 01	740-030658	B11E02764	SFP+-10G-USR
Xcvr 3	REV 01	740-030658	B11E00789	SFP+-10G-USR

PIC 3			BUILTIN	BUILTIN	4x 10GE(LAN) SFP+
Xcvr 0	REV 01	740-030658	B11F01250	SFP+-10G-USR	
Xcvr 1	REV 01	740-030658	B11E02847	SFP+-10G-USR	
Xcvr 2	REV 01	740-030658	B11E00787	SFP+-10G-USR	
Xcvr 3	REV 01	740-030658	B11E03803	SFP+-10G-USR	
FPC 5	REV 30	750-028467	ABBN0316	MPC 3D 16x 10GE	
CPU	REV 10	711-029089	ABB11082	AMPC PMB	
PIC 0			BUILTIN	BUILTIN	4x 10GE(LAN) SFP+
Xcvr 0	REV 01	740-031980	B11K00523	SFP+-10G-SR	
Xcvr 1	REV 01	740-031980	B11K01848	SFP+-10G-SR	
Xcvr 2	REV 01	740-031980	B11K01865	SFP+-10G-SR	
Xcvr 3	REV 01	740-031980	B11K00540	SFP+-10G-SR	
PIC 1			BUILTIN	BUILTIN	4x 10GE(LAN) SFP+
Xcvr 0	REV 01	740-031980	B11K00422	SFP+-10G-SR	
Xcvr 1	REV 01	740-031980	B11K00428	SFP+-10G-SR	
Xcvr 2	REV 01	740-031980	B11K00423	SFP+-10G-SR	
Xcvr 3	REV 01	740-031980	B11K01855	SFP+-10G-SR	
PIC 2			BUILTIN	BUILTIN	4x 10GE(LAN) SFP+
Xcvr 0	REV 01	740-031980	B11K01847	SFP+-10G-SR	
Xcvr 1	REV 01	740-031980	B11K00526	SFP+-10G-SR	
Xcvr 2	REV 01	740-031980	B11K00529	SFP+-10G-SR	
Xcvr 3	REV 01	740-031980	B11K00525	SFP+-10G-SR	
PIC 3			BUILTIN	BUILTIN	4x 10GE(LAN) SFP+
Xcvr 0	REV 01	740-031980	B11K00425	SFP+-10G-SR	
Xcvr 1	REV 01	740-031980	B11K00530	SFP+-10G-SR	
Xcvr 2	REV 01	740-031980	B11K01851	SFP+-10G-SR	
Xcvr 3	REV 01	740-031980	B11K00528	SFP+-10G-SR	
FPC 6	REV 32	750-028467	ABBN6832	MPC 3D 16x 10GE	
CPU	REV 10	711-029089	ABBN6534	AMPC PMB	
PIC 0			BUILTIN	BUILTIN	4x 10GE(LAN) SFP+
Xcvr 0	REV 01	740-031980	AK80MB4	SFP+-10G-SR	
Xcvr 1	REV 01	740-031980	AK80FQ6	SFP+-10G-SR	
Xcvr 2	REV 01	740-031980	AK80N1F	SFP+-10G-SR	
Xcvr 3	REV 01	740-031980	AK80NLQ	SFP+-10G-SR	
PIC 1			BUILTIN	BUILTIN	4x 10GE(LAN) SFP+
Xcvr 0	REV 01	740-031980	AK80KDR	SFP+-10G-SR	
Xcvr 1	REV 01	740-031980	AK80FGJ	SFP+-10G-SR	
Xcvr 2	REV 01	740-031980	AK80N5G	SFP+-10G-SR	
Xcvr 3	REV 01	740-031980	AK80KD8	SFP+-10G-SR	
PIC 2			BUILTIN	BUILTIN	4x 10GE(LAN) SFP+
Xcvr 0	REV 01	740-031980	AK80LET	SFP+-10G-SR	
Xcvr 1	REV 01	740-031980	AK80N1X	SFP+-10G-SR	
Xcvr 2	REV 01	740-031980	AK80NRF	SFP+-10G-SR	
Xcvr 3	REV 01	740-031980	AK80NL2	SFP+-10G-SR	
PIC 3			BUILTIN	BUILTIN	4x 10GE(LAN) SFP+
Xcvr 0	REV 01	740-031980	AK80N3D	SFP+-10G-SR	
Xcvr 1	REV 01	740-031980	AK80MRB	SFP+-10G-SR	
Xcvr 2	REV 01	740-031980	AK80LEQ	SFP+-10G-SR	
Xcvr 3	REV 01	740-031980	AK80LER	SFP+-10G-SR	
FPC 7	REV 32	750-028467	ABBN6811	MPC 3D 16x 10GE	
CPU	REV 10	711-029089	ABBN7288	AMPC PMB	
PIC 0			BUILTIN	BUILTIN	4x 10GE(LAN) SFP+
Xcvr 0	REV 01	740-031980	AK80NK8	SFP+-10G-SR	
Xcvr 1	REV 01	740-031980	AK80LJG	SFP+-10G-SR	
Xcvr 2	REV 01	740-031980	AK80LBU	SFP+-10G-SR	
Xcvr 3	REV 01	740-031980	AK80N21	SFP+-10G-SR	
PIC 1			BUILTIN	BUILTIN	4x 10GE(LAN) SFP+
Xcvr 0	REV 01	740-031980	AK80LEU	SFP+-10G-SR	
Xcvr 1	REV 01	740-031980	AK80NLM	SFP+-10G-SR	
Xcvr 2	REV 01	740-031980	AK80NL6	SFP+-10G-SR	
Xcvr 3	REV 01	740-031980	AK80LES	SFP+-10G-SR	

PIC 2			BUILTIN	BUILTIN	4x 10GE(LAN) SFP+
Xcvr 0	REV 01	740-031980	AK80LEN		SFP+-10G-SR
Xcvr 1	REV 01	740-031980	AK80ME0		SFP+-10G-SR
Xcvr 2	REV 01	740-031980	AK80LMG		SFP+-10G-SR
Xcvr 3	REV 01	740-031980	AK80MM1		SFP+-10G-SR
PIC 3			BUILTIN	BUILTIN	4x 10GE(LAN) SFP+
Xcvr 0	REV 01	740-031980	AK80MG7		SFP+-10G-SR
Xcvr 1	REV 01	740-031980	AK80KF9		SFP+-10G-SR
Xcvr 2	REV 01	740-031980	AK80NRQ		SFP+-10G-SR
Xcvr 3	REV 01	740-031980	AK80NLE		SFP+-10G-SR
FPC 8	REV 23	750-028467	YN2977		MPC 3D 16x 10GE
CPU	REV 10	711-029089	YP1856		AMPC PMB
PIC 0			BUILTIN	BUILTIN	4x 10GE(LAN) SFP+
Xcvr 0	REV 01	740-031980	183363A00875		SFP+-10G-SR
Xcvr 1	REV 01	740-031980	183363A00851		SFP+-10G-SR
Xcvr 2	REV 01	740-031980	183363A00772		SFP+-10G-SR
Xcvr 3	REV 01	740-031980	183363A00882		SFP+-10G-SR
PIC 1			BUILTIN	BUILTIN	4x 10GE(LAN) SFP+
Xcvr 0	REV 01	740-031980	183363A00735		SFP+-10G-SR
Xcvr 1	REV 01	740-031980	183363A00169		SFP+-10G-SR
Xcvr 2	REV 01	740-031980	183363A00726		SFP+-10G-SR
Xcvr 3	REV 01	740-031980	183363A00077		SFP+-10G-SR
PIC 2			BUILTIN	BUILTIN	4x 10GE(LAN) SFP+
Xcvr 0	REV 01	740-031980	183363A00168		SFP+-10G-SR
Xcvr 1	REV 01	740-031980	183363A00676		SFP+-10G-SR
Xcvr 2	REV 01	740-031980	183363A00732		SFP+-10G-SR
Xcvr 3	REV 01	740-031980	183363A00091		SFP+-10G-SR
PIC 3			BUILTIN	BUILTIN	4x 10GE(LAN) SFP+
Xcvr 0	REV 01	740-031980	183363A00725		SFP+-10G-SR
Xcvr 1	REV 01	740-031980	183363A00642		SFP+-10G-SR
Xcvr 2	REV 01	740-031980	183363A00871		SFP+-10G-SR
Xcvr 3	REV 01	740-031980	183363A00853		SFP+-10G-SR
FPC 9	REV 32	750-028467	ABB6798		MPC 3D 16x 10GE
CPU	REV 10	711-029089	ABBK6556		AMPC PMB
PIC 0			BUILTIN	BUILTIN	4x 10GE(LAN) SFP+
Xcvr 0	REV 01	740-021308	9ZDZ06A00055		SFP+-10G-SR
Xcvr 1	REV 01	740-031980	183363A00239		SFP+-10G-SR
Xcvr 2	REV 01	740-021308	AD0915E003K		SFP+-10G-SR
Xcvr 3	REV 01	740-021308	AD0915E003A		SFP+-10G-SR
PIC 1			BUILTIN	BUILTIN	4x 10GE(LAN) SFP+
Xcvr 0	REV 01	740-031980	AK80MRC		SFP+-10G-SR
Xcvr 1	REV 01	740-031980	AK80NL5		SFP+-10G-SR
Xcvr 2	REV 01	740-031980	AK80NKN		SFP+-10G-SR
Xcvr 3	REV 01	740-031980	AK80N3U		SFP+-10G-SR
PIC 2			BUILTIN	BUILTIN	4x 10GE(LAN) SFP+
Xcvr 0	REV 01	740-031980	AK80N1T		SFP+-10G-SR
Xcvr 1	REV 01	740-031980	AJ808DJ		SFP+-10G-SR
Xcvr 2	REV 01	740-031980	AK80NG4		SFP+-10G-SR
Xcvr 3	REV 01	740-031980	AK80FND		SFP+-10G-SR
PIC 3			BUILTIN	BUILTIN	4x 10GE(LAN) SFP+
Xcvr 0	REV 01	740-031980	AK80FKQ		SFP+-10G-SR
Xcvr 1	REV 01	740-031980	AK80NLT		SFP+-10G-SR
Xcvr 2	REV 01	740-031980	AK80NKR		SFP+-10G-SR
Xcvr 3	REV 01	740-031980	AK80LKM		SFP+-10G-SR
FPC 10	REV 32	750-028467	ABBN6813		MPC 3D 16x 10GE
CPU	REV 10	711-029089	ABBK6542		AMPC PMB
PIC 0			BUILTIN	BUILTIN	4x 10GE(LAN) SFP+
Xcvr 0	REV 01	740-031980	AK80NA3		SFP+-10G-SR
Xcvr 1	REV 01	740-031980	AK80NLF		SFP+-10G-SR
Xcvr 2	REV 01	740-031980	AK80MRH		SFP+-10G-SR
Xcvr 3	REV 01	740-031980	AK80KE4		SFP+-10G-SR

PIC 1		BUILTIN	BUILTIN	4x 10GE(LAN) SFP+
Xcvr 0	REV 01	740-021308	973152A00030	SFP+-10G-SR
Xcvr 1	REV 01	740-031980	AK80L9H	SFP+-10G-SR
Xcvr 2	REV 01	740-031980	AK80ME8	SFP+-10G-SR
Xcvr 3	REV 01	740-031980	AK80NLR	SFP+-10G-SR
PIC 2		BUILTIN	BUILTIN	4x 10GE(LAN) SFP+
Xcvr 0	REV 01	740-031980	AK80NG1	SFP+-10G-SR
Xcvr 1	REV 01	740-031980	AK80MCA	SFP+-10G-SR
Xcvr 2	REV 01	740-031980	AK80LFC	SFP+-10G-SR
Xcvr 3	REV 01	740-031980	AK80LEM	SFP+-10G-SR
PIC 3		BUILTIN	BUILTIN	4x 10GE(LAN) SFP+
Xcvr 0	REV 01	740-031980	AK80N9X	SFP+-10G-SR
Xcvr 1	REV 01	740-031980	AK80LAC	SFP+-10G-SR
Xcvr 2	REV 01	740-031980	AK80LF2	SFP+-10G-SR
Xcvr 3	REV 01	740-031980	AK80N8T	SFP+-10G-SR
FPC 11	REV 30	750-028467	ABBN0281	MPC 3D 16x 10GE
CPU	REV 10	711-029089	ABBN0526	AMPC PMB
PIC 0		BUILTIN	BUILTIN	4x 10GE(LAN) SFP+
Xcvr 0	REV 01	740-030658	B11F01326	SFP+-10G-USR
Xcvr 1	REV 01	740-030658	B11E03973	SFP+-10G-USR
Xcvr 2	REV 01	740-030658	B11E00950	SFP+-10G-USR
Xcvr 3	REV 01	740-030658	B11E00674	SFP+-10G-USR
PIC 1		BUILTIN	BUILTIN	4x 10GE(LAN) SFP+
Xcvr 0	REV 01	740-030658	B11E00775	SFP+-10G-USR
Xcvr 1	REV 01	740-030658	B11E04461	SFP+-10G-USR
Xcvr 2	REV 01	740-030658	B11E01074	SFP+-10G-USR
Xcvr 3	REV 01	740-030658	B11E02821	SFP+-10G-USR
PIC 2		BUILTIN	BUILTIN	4x 10GE(LAN) SFP+
Xcvr 0	REV 01	740-030658	B11E04501	SFP+-10G-USR
Xcvr 1	REV 01	740-030658	B11E00757	SFP+-10G-USR
Xcvr 2	REV 01	740-030658	B11F01623	SFP+-10G-USR
Xcvr 3	REV 01	740-030658	B11E01022	SFP+-10G-USR
PIC 3		BUILTIN	BUILTIN	4x 10GE(LAN) SFP+
Xcvr 0	REV 01	740-030658	B11E04359	SFP+-10G-USR
Xcvr 1	REV 01	740-030658	B11E02751	SFP+-10G-USR
Xcvr 2	REV 01	740-030658	B11E02736	SFP+-10G-USR
Xcvr 3	REV 01	740-030658	B11E01178	SFP+-10G-USR
FPC 12	REV 32	750-028467	ABBN6796	MPC 3D 16x 10GE
CPU	REV 10	711-029089	ABBN7259	AMPC PMB
PIC 0		BUILTIN	BUILTIN	4x 10GE(LAN) SFP+
Xcvr 0	REV 01	740-031980	B11K01856	SFP+-10G-SR
Xcvr 1	REV 01	740-031980	B11K01853	SFP+-10G-SR
Xcvr 2	REV 01	740-031980	B11K01863	SFP+-10G-SR
Xcvr 3	REV 01	740-031980	163363A02863	SFP+-10G-SR
PIC 1		BUILTIN	BUILTIN	4x 10GE(LAN) SFP+
Xcvr 0	REV 01	740-031980	163363A02668	SFP+-10G-SR
Xcvr 1	REV 01	740-031980	163363A02881	SFP+-10G-SR
Xcvr 2	REV 01	740-031980	163363A01671	SFP+-10G-SR
Xcvr 3	REV 01	740-031980	163363A02627	SFP+-10G-SR
PIC 2		BUILTIN	BUILTIN	4x 10GE(LAN) SFP+
Xcvr 0	REV 01	740-031980	163363A02725	SFP+-10G-SR
Xcvr 1	REV 01	740-031980	163363A02692	SFP+-10G-SR
Xcvr 2	REV 01	740-031980	163363A02730	SFP+-10G-SR
Xcvr 3	REV 01	740-031980	163363A03081	SFP+-10G-SR
PIC 3		BUILTIN	BUILTIN	4x 10GE(LAN) SFP+
Xcvr 0	REV 01	740-031980	163363A02736	SFP+-10G-SR
Xcvr 1	REV 01	740-031980	163363A02568	SFP+-10G-SR
Xcvr 2	REV 01	740-031980	163363A02747	SFP+-10G-SR
Xcvr 3	REV 01	740-031980	163363A02579	SFP+-10G-SR
FPC 13	REV 30	750-028467	ABBN0270	MPC 3D 16x 10GE
CPU	REV 10	711-029089	ABBJ0966	AMPC PMB

PIC 0		BUILTIN	BUILTIN	4x 10GE(LAN) SFP+
Xcvr 0	REV 01	740-031980	AK80NL1	SFP+-10G-SR
Xcvr 1	REV 01	740-031980	AK80NXW	SFP+-10G-SR
Xcvr 2	REV 01	740-031980	AK80KD2	SFP+-10G-SR
Xcvr 3	REV 01	740-031980	AK80FMD	SFP+-10G-SR
PIC 1		BUILTIN	BUILTIN	4x 10GE(LAN) SFP+
Xcvr 0	REV 01	740-031980	AK80NKQ	SFP+-10G-SR
Xcvr 1	REV 01	740-031980	AK80MGH	SFP+-10G-SR
Xcvr 2	REV 01	740-031980	AK80N38	SFP+-10G-SR
Xcvr 3	REV 01	740-031980	AK80NL7	SFP+-10G-SR
PIC 2		BUILTIN	BUILTIN	4x 10GE(LAN) SFP+
Xcvr 0	REV 01	740-031980	AK80LEL	SFP+-10G-SR
Xcvr 1	REV 01	740-031980	AK80NKD	SFP+-10G-SR
Xcvr 2	REV 01	740-031980	AK80KCY	SFP+-10G-SR
Xcvr 3	REV 01	740-031980	AK80LHK	SFP+-10G-SR
PIC 3		BUILTIN	BUILTIN	4x 10GE(LAN) SFP+
Xcvr 0	REV 01	740-031980	AK80M5J	SFP+-10G-SR
Xcvr 1	REV 01	740-031980	AK80MBE	SFP+-10G-SR
Xcvr 2	REV 01	740-031980	AK80NLG	SFP+-10G-SR
Xcvr 3	REV 01	740-031980	AK80LFH	SFP+-10G-SR
FPC 14	REV 32	750-028467	ABBN6790	MPC 3D 16x 10GE
CPU	REV 10	711-029089	ABBK6515	AMPC PMB
PIC 0		BUILTIN	BUILTIN	4x 10GE(LAN) SFP+
Xcvr 0	REV 01	740-031980	AK80LZM	SFP+-10G-SR
Xcvr 1	REV 01	740-031980	AK80MCC	SFP+-10G-SR
Xcvr 2	REV 01	740-031980	AK80KCM	SFP+-10G-SR
Xcvr 3	REV 01	740-031980	AK80KE0	SFP+-10G-SR
PIC 1		BUILTIN	BUILTIN	4x 10GE(LAN) SFP+
Xcvr 0	REV 01	740-021310	C10F99155	SFP+-10G-LRM
Xcvr 1	REV 01	740-021310	C10F99049	SFP+-10G-LRM
Xcvr 2	REV 01	740-021310	C10F99128	SFP+-10G-LRM
Xcvr 3	REV 01	740-021310	C10F99169	SFP+-10G-LRM
PIC 2		BUILTIN	BUILTIN	4x 10GE(LAN) SFP+
Xcvr 0	REV 01	740-031980	AK80LF3	SFP+-10G-SR
Xcvr 1	REV 01	740-031980	163363A02597	SFP+-10G-SR
Xcvr 2	REV 01	740-031980	163363A03060	SFP+-10G-SR
Xcvr 3	REV 01	740-031980	163363A03057	SFP+-10G-SR
PIC 3		BUILTIN	BUILTIN	4x 10GE(LAN) SFP+
Xcvr 0	REV 01	740-031980	AK80LEX	SFP+-10G-SR
Xcvr 1	REV 01	740-031980	AK80FEU	SFP+-10G-SR
Xcvr 2	REV 01	740-031980	AK80FNM	SFP+-10G-SR
Xcvr 3	REV 01	740-021308	AJQQQ5G	SFP+-10G-SR
FPC 15	REV 32	750-028467	ABBN6791	MPC 3D 16x 10GE
CPU	REV 10	711-029089	ABBN7289	AMPC PMB
PIC 0		BUILTIN	BUILTIN	4x 10GE(LAN) SFP+
Xcvr 0	REV 01	740-031980	B11K00424	SFP+-10G-SR
Xcvr 1	REV 01	740-031980	B11K01849	SFP+-10G-SR
Xcvr 2	REV 01	740-031980	B11K01862	SFP+-10G-SR
Xcvr 3	REV 01	740-031980	B11K01852	SFP+-10G-SR
PIC 1		BUILTIN	BUILTIN	4x 10GE(LAN) SFP+
Xcvr 0	REV 01	740-031980	B11K00427	SFP+-10G-SR
Xcvr 1	REV 01	740-031980	B11K00430	SFP+-10G-SR
Xcvr 2	REV 01	740-031980	B11K01854	SFP+-10G-SR
Xcvr 3	REV 01	740-031980	B11K00426	SFP+-10G-SR
PIC 2		BUILTIN	BUILTIN	4x 10GE(LAN) SFP+
Xcvr 0	REV 01	740-031980	B11K00429	SFP+-10G-SR
Xcvr 1	REV 01	740-031980	B11K01864	SFP+-10G-SR
Xcvr 2	REV 01	740-031980	B11K01850	SFP+-10G-SR
Xcvr 3	REV 01	740-031980	B11K00522	SFP+-10G-SR
PIC 3		BUILTIN	BUILTIN	4x 10GE(LAN) SFP+
Xcvr 0	REV 01	740-030658	B11E01144	SFP+-10G-USR

Xcvr 1	REV 01	740-030658	B11E00985	SFP+-10G-USR
Xcvr 2	REV 01	740-030658	B11E00796	SFP+-10G-USR
Xcvr 3	REV 01	740-031980	B11K01866	SFP+-10G-SR
FPC 16	REV 30	750-028467	ABBM4592	MPC 3D 16x 10GE
CPU	REV 10	711-029089	ABBN0465	AMPC PMB
PIC 0		BUILTIN	BUILTIN	4x 10GE(LAN) SFP+
Xcvr 0	REV 01	740-030658	B11F01435	SFP+-10G-USR
Xcvr 1	REV 01	740-030658	B11E01052	SFP+-10G-USR
Xcvr 2	REV 01	740-030658	B11F01328	SFP+-10G-USR
Xcvr 3	REV 01	740-030658	B11F01254	SFP+-10G-USR
PIC 1		BUILTIN	BUILTIN	4x 10GE(LAN) SFP+
Xcvr 0	REV 01	740-030658	B11E02738	SFP+-10G-USR
Xcvr 1	REV 01	740-030658	B11E02881	SFP+-10G-USR
Xcvr 2	REV 01	740-030658	B11F01624	SFP+-10G-USR
Xcvr 3	REV 01	740-030658	B11E00889	SFP+-10G-USR
PIC 2		BUILTIN	BUILTIN	4x 10GE(LAN) SFP+
Xcvr 0	REV 01	740-030658	B11E02883	SFP+-10G-USR
Xcvr 1	REV 01	740-030658	B11E00681	SFP+-10G-USR
Xcvr 2	REV 01	740-030658	B11E04306	SFP+-10G-USR
Xcvr 3	REV 01	740-030658	B11E02813	SFP+-10G-USR
PIC 3		BUILTIN	BUILTIN	4x 10GE(LAN) SFP+
Xcvr 0	REV 01	740-030658	B11F01801	SFP+-10G-USR
Xcvr 1	REV 01	740-030658	B11E02753	SFP+-10G-USR
Xcvr 2	REV 01	740-030658	B11E01156	SFP+-10G-USR
Xcvr 3	REV 01	740-030658	B11E04324	SFP+-10G-USR
FPC 17	REV 32	750-028467	ABBN6810	MPC 3D 16x 10GE
CPU	REV 10	711-029089	ABBN7237	AMPC PMB
PIC 0		BUILTIN	BUILTIN	4x 10GE(LAN) SFP+
Xcvr 0	REV 01	740-031980	163363A02638	SFP+-10G-SR
Xcvr 1	REV 01	740-031980	163363A02082	SFP+-10G-SR
Xcvr 2	REV 01	740-031980	163363A01674	SFP+-10G-SR
Xcvr 3	REV 01	740-031980	163363A03058	SFP+-10G-SR
PIC 1		BUILTIN	BUILTIN	4x 10GE(LAN) SFP+
Xcvr 0	REV 01	740-031980	163363A03048	SFP+-10G-SR
Xcvr 1	REV 01	740-031980	163363A02729	SFP+-10G-SR
Xcvr 2	REV 01	740-031980	163363A02566	SFP+-10G-SR
Xcvr 3	REV 01	740-031980	163363A02567	SFP+-10G-SR
PIC 2		BUILTIN	BUILTIN	4x 10GE(LAN) SFP+
Xcvr 0	REV 01	740-031980	163363A02878	SFP+-10G-SR
Xcvr 1	REV 01	740-031980	163363A02739	SFP+-10G-SR
Xcvr 2	REV 01	740-031980	163363A01959	SFP+-10G-SR
Xcvr 3	REV 01	740-031980	163363A02660	SFP+-10G-SR
PIC 3		BUILTIN	BUILTIN	4x 10GE(LAN) SFP+
Xcvr 0	REV 01	740-031980	163363A02731	SFP+-10G-SR
Xcvr 1	REV 01	740-031980	163363A02588	SFP+-10G-SR
Xcvr 2	REV 01	740-031980	163363A02673	SFP+-10G-SR
Xcvr 3	REV 01	740-031980	163363A02654	SFP+-10G-SR
FPC 18	REV 30	750-028467	ABBM4739	MPC 3D 16x 10GE
CPU	REV 10	711-029089	ABBN0487	AMPC PMB
PIC 0		BUILTIN	BUILTIN	4x 10GE(LAN) SFP+
Xcvr 0	REV 01	740-031980	163363A02569	SFP+-10G-SR
Xcvr 1	REV 01	740-031980	163363A02886	SFP+-10G-SR
Xcvr 2	REV 01	740-031980	163363A03082	SFP+-10G-SR
Xcvr 3	REV 01	740-031980	133363A00297	SFP+-10G-SR
PIC 1		BUILTIN	BUILTIN	4x 10GE(LAN) SFP+
Xcvr 0	REV 01	740-031980	163363A02726	SFP+-10G-SR
Xcvr 1	REV 01	740-031980	163363A03050	SFP+-10G-SR
Xcvr 2	REV 01	740-031980	163363A02884	SFP+-10G-SR
Xcvr 3	REV 01	740-031980	163363A03076	SFP+-10G-SR
PIC 2		BUILTIN	BUILTIN	4x 10GE(LAN) SFP+
Xcvr 0	REV 01	740-031980	163363A02581	SFP+-10G-SR

Xcvr 1	REV 01	740-031980	163363A02873	SFP+-10G-SR
Xcvr 2	REV 01	740-031980	163363A02582	SFP+-10G-SR
Xcvr 3	REV 01	740-031980	163363A03083	SFP+-10G-SR
PIC 3		BUILTIN	BUILTIN	4x 10GE(LAN) SFP+
Xcvr 0	REV 01	740-031981	UL70BU6	SFP+-10G-LR
Xcvr 1	REV 01	740-031981	UL50QC6	SFP+-10G-LR
Xcvr 2	REV 01	740-031981	UL708N6	SFP+-10G-LR
Xcvr 3	REV 01	740-031981	UL603KK	SFP+-10G-LR
FPC 19	REV 32	750-028467	ABBN6827	MPC 3D 16x 10GE
CPU	REV 10	711-029089	ABBK6508	AMPC PMB
PIC 0		BUILTIN	BUILTIN	4x 10GE(LAN) SFP+
Xcvr 0	REV 01	740-031980	163363A01688	SFP+-10G-SR
Xcvr 1	REV 01	740-031980	163363A01724	SFP+-10G-SR
Xcvr 2	REV 01	740-031980	163363A01773	SFP+-10G-SR
Xcvr 3	REV 01	740-031980	163363A02593	SFP+-10G-SR
PIC 1		BUILTIN	BUILTIN	4x 10GE(LAN) SFP+
Xcvr 0	REV 01	740-031980	163363A03061	SFP+-10G-SR
Xcvr 1	REV 01	740-031980	163363A03056	SFP+-10G-SR
Xcvr 2	REV 01	740-031980	163363A02669	SFP+-10G-SR
Xcvr 3	REV 01	740-031980	163363A03070	SFP+-10G-SR
PIC 2		BUILTIN	BUILTIN	4x 10GE(LAN) SFP+
Xcvr 0	REV 01	740-031980	163363A02572	SFP+-10G-SR
Xcvr 1	REV 01	740-031980	163363A02697	SFP+-10G-SR
Xcvr 2	REV 01	740-031980	163363A02585	SFP+-10G-SR
Xcvr 3	REV 01	740-031980	163363A03052	SFP+-10G-SR
PIC 3		BUILTIN	BUILTIN	4x 10GE(LAN) SFP+
Xcvr 0	REV 01	740-031980	163363A02591	SFP+-10G-SR
Xcvr 1	REV 01	740-031980	163363A02649	SFP+-10G-SR
Xcvr 2	REV 01	740-031980	163363A02577	SFP+-10G-SR
Xcvr 3	REV 01	740-031980	163363A02698	SFP+-10G-SR
ADC 0	REV 13	750-043596	ABBX5561	Adapter Card
ADC 1	REV 13	750-043596	ABBX5546	Adapter Card
ADC 2	REV 13	750-043596	ABBX5535	Adapter Card
ADC 3	REV 13	750-043596	ABBX5552	Adapter Card
ADC 4	REV 13	750-043596	ABBX5581	Adapter Card
ADC 5	REV 13	750-043596	ABBX5545	Adapter Card
ADC 6	REV 13	750-043596	ABBX5554	Adapter Card
ADC 7	REV 07	750-043596	ABBV7194	Adapter Card
ADC 8	REV 07	750-043596	ABBV7251	Adapter Card
ADC 9	REV 07	750-043596	ABBV7202	Adapter Card
ADC 10	REV 13	750-043596	ABBX5538	Adapter Card
ADC 11	REV 13	750-043596	ABBX5566	Adapter Card
ADC 12	REV 13	750-043596	ABBX5542	Adapter Card
ADC 13	REV 13	750-043596	ABBX5539	Adapter Card
ADC 14	REV 13	750-043596	ABBX5555	Adapter Card
ADC 15	REV 13	750-043596	ABBX5557	Adapter Card
ADC 16	REV 13	750-043596	ABBX5536	Adapter Card
ADC 17	REV 13	750-043596	ABBX5559	Adapter Card
ADC 18	REV 13	750-043596	ABBX5537	Adapter Card
ADC 19	REV 11	750-043596	ABBW5685	Adapter Card
Fan Tray 0	REV 2A	760-046960	ACAY0030	172mm FanTray - 6 Fans
Fan Tray 1	REV 2A	760-046960	ACAY0039	172mm FanTray - 6 Fans
Fan Tray 2	REV 2A	760-046960	ACAY0033	172mm FanTray - 6 Fans
Fan Tray 3	REV 2A	760-046960	ACAY0062	172mm FanTray - 6 Fans

#### show chassis hardware detail (MX2020 Router)

```
user@host> show chassis hardware detail
```

```
Hardware inventory:
```

Item	Version	Part number	Serial number	Description
Chassis			JN11E2227AFJ	MX2020

Midplane	REV 27	750-040240	ABAB9384	Lower Power Midplane
Midplane 1	REV 04	711-032386	ABAB9386	Upper Backplane
PMP 1	REV 05	711-032428	ACAJ1821	Upper Power Midplane
PMP 0	REV 04	711-032426	ACAJ1524	Lower Power Midplane
FPM Board	REV 06	760-040242	ABBT8837	Front Panel Display
PSM 0	REV 01	740-045050	1E02224006G	DC 52V Power Supply
Module				
PSM 1	REV 01	740-045050	1E022240053	DC 52V Power Supply
Module				
PSM 2	REV 01	740-045050	1E02224004K	DC 52V Power Supply
Module				
PSM 3	REV 01	740-045050	1E022240056	DC 52V Power Supply
Module				
PSM 4	REV 01	740-045050	1E022240054	DC 52V Power Supply
Module				
PSM 5	REV 01	740-045050	1E02224005H	DC 52V Power Supply
Module				
PSM 6	REV 01	740-045050	1E02224006S	DC 52V Power Supply
Module				
PSM 7	REV 01	740-045050	1E02224005M	DC 52V Power Supply
Module				
PSM 8	REV 01	740-045050	1E022240062	DC 52V Power Supply
Module				
PSM 9	REV 03	740-045050	1EDB2350095	DC 52V Power Supply
Module				
PSM 10	REV 03	740-045050	1EDB235009L	DC 52V Power Supply
Module				
PSM 11	REV 03	740-045050	1EDB2350092	DC 52V Power Supply
Module				
PSM 12	REV 03	740-045050	1EDB23500AT	DC 52V Power Supply
Module				
PSM 13	REV 03	740-045050	1EDB2350094	DC 52V Power Supply
Module				
PSM 15	REV 03	740-045050	1EDB235008X	DC 52V Power Supply
Module				
PDM 0	REV 01	740-045234	1E012150033	DC Power Dist Module
PDM 1	REV 01	740-045234	1E012150027	DC Power Dist Module
PDM 2	REV 01	740-045234	1E262250072	DC Power Dist Module
Routing Engine 0	REV 02	740-041821	9009094138	RE-S-1800x4
ad0 3998 MB	Virtium - TuffDisk VCF3 20110825A021D0000064 Compact Flash			
ad1 30533 MB	UGB94ARF32H0S3-KC UNIGEN-499551-000347 Disk 1			
usb0 (addr 1)	EHCI root hub 0 Intel uhub0			
usb0 (addr 2)	product 0x0020 32 vendor 0x8087 uhub1			
DIMM 0	SGU04G72H1BD2SA-BB DIE REV-52 PCB REV-54 MFR ID-ce80			
DIMM 1	SGU04G72H1BD2SA-BB DIE REV-52 PCB REV-54 MFR ID-ce80			
DIMM 2	SGU04G72H1BD2SA-BB DIE REV-52 PCB REV-54 MFR ID-ce80			
DIMM 3	SGU04G72H1BD2SA-BB DIE REV-52 PCB REV-54 MFR ID-ce80			
Routing Engine 1	REV 02	740-041821	9009089709	RE-S-1800x4
ad0 3831 MB	UGB30SFA4000T1 SFA4000T1 00000113 Compact Flash			
ad1 30533 MB	UGB94ARF32H0S3-KC UNIGEN-478612-001044 Disk 1			
CB 0	REV 08	750-040257	CAAB3482	Control Board
CB 1	REV 04	750-040257	ZT2864	Control Board
SPMB 0	REV 02	711-041855	CAA6141	PMB Board
SPMB 1	REV 01	711-041855	ZS2275	PMB Board
SFB 0	REV 05	711-044466	ABBT2161	Switch Fabric Board
SFB 1	REV 05	711-044466	ABBT2159	Switch Fabric Board
SFB 2	REV 05	711-044466	ABBX3718	Switch Fabric Board
SFB 3	REV 05	711-044466	ABBT2152	Switch Fabric Board
SFB 4	REV 05	711-044466	ABBT2160	Switch Fabric Board
SFB 5	REV 05	711-044466	ABBT2145	Switch Fabric Board
SFB 6	REV 05	711-044466	ABBT2150	Switch Fabric Board

SFB 7	REV 05	711-044466	ABBT2163	Switch Fabric Board
FPC 0	REV 30	750-028467	ABBN0284	MPC 3D 16x 10GE
CPU	REV 10	711-029089	ABBN0507	AMPC PMB
PIC 0		BUILTIN	BUILTIN	4x 10GE(LAN) SFP+
Xcvr 0	REV 01	740-030658	B11E00990	SFP+-10G-USR
Xcvr 1	REV 01	740-030658	B11E04357	SFP+-10G-USR
Xcvr 2	REV 01	740-030658	B11F01327	SFP+-10G-USR
Xcvr 3	REV 01	740-030658	B11E04375	SFP+-10G-USR
PIC 1		BUILTIN	BUILTIN	4x 10GE(LAN) SFP+
Xcvr 0	REV 01	740-030658	B11E02760	SFP+-10G-USR
Xcvr 1	REV 01	740-030658	B11E02904	SFP+-10G-USR
Xcvr 2	REV 01	740-030658	B11E03963	SFP+-10G-USR
Xcvr 3	REV 01	740-030658	B11E00756	SFP+-10G-USR
PIC 2		BUILTIN	BUILTIN	4x 10GE(LAN) SFP+
Xcvr 0	REV 01	740-030658	B11E04418	SFP+-10G-USR
Xcvr 1	REV 01	740-030658	B11E01077	SFP+-10G-USR
Xcvr 2	REV 01	740-030658	B11E01128	SFP+-10G-USR
Xcvr 3	REV 01	740-030658	B11F01253	SFP+-10G-USR
PIC 3		BUILTIN	BUILTIN	4x 10GE(LAN) SFP+
Xcvr 0	REV 01	740-030658	B11E01140	SFP+-10G-USR
Xcvr 1	REV 01	740-030658	B11F01626	SFP+-10G-USR
Xcvr 2	REV 01	740-030658	B11E01075	SFP+-10G-USR
Xcvr 3	REV 01	740-030658	B11E01177	SFP+-10G-USR
FPC 1	REV 30	750-028467	ABBN0308	MPC 3D 16x 10GE
CPU	REV 10	711-029089	ABBJ1095	AMPC PMB
PIC 0		BUILTIN	BUILTIN	4x 10GE(LAN) SFP+
Xcvr 0	REV 01	740-030658	B11E04305	SFP+-10G-USR
Xcvr 1	REV 01	740-030658	B11E01147	SFP+-10G-USR
Xcvr 2	REV 01	740-030658	B11E01195	SFP+-10G-USR
Xcvr 3	REV 01	740-030658	B11F01743	SFP+-10G-USR
PIC 1		BUILTIN	BUILTIN	4x 10GE(LAN) SFP+
Xcvr 0	REV 01	740-030658	B11F01892	SFP+-10G-USR
Xcvr 1	REV 01	740-030658	B11E02880	SFP+-10G-USR
Xcvr 2	REV 01	740-030658	B11E00725	SFP+-10G-USR
Xcvr 3	REV 01	740-030658	B11E01057	SFP+-10G-USR
PIC 2		BUILTIN	BUILTIN	4x 10GE(LAN) SFP+
Xcvr 0	REV 01	740-030658	B11E02816	SFP+-10G-USR
Xcvr 1	REV 01	740-030658	B11C04501	SFP+-10G-USR
Xcvr 2	REV 01	740-030658	B11E02764	SFP+-10G-USR
Xcvr 3	REV 01	740-030658	B11E00789	SFP+-10G-USR
PIC 3		BUILTIN	BUILTIN	4x 10GE(LAN) SFP+
Xcvr 0	REV 01	740-030658	B11F01250	SFP+-10G-USR
Xcvr 1	REV 01	740-030658	B11E02847	SFP+-10G-USR
Xcvr 2	REV 01	740-030658	B11E00787	SFP+-10G-USR
Xcvr 3	REV 01	740-030658	B11E03803	SFP+-10G-USR
FPC 2	REV 30	750-028467	ABBN0316	MPC 3D 16x 10GE
CPU	REV 10	711-029089	ABBJ1082	AMPC PMB
PIC 0		BUILTIN	BUILTIN	4x 10GE(LAN) SFP+
Xcvr 0	REV 01	740-031980	B11K00523	SFP+-10G-SR
Xcvr 1	REV 01	740-031980	B11K01848	SFP+-10G-SR
Xcvr 2	REV 01	740-031980	B11K01865	SFP+-10G-SR
Xcvr 3	REV 01	740-031980	B11K00540	SFP+-10G-SR
PIC 1		BUILTIN	BUILTIN	4x 10GE(LAN) SFP+
Xcvr 0	REV 01	740-031980	B11K00422	SFP+-10G-SR
Xcvr 1	REV 01	740-031980	B11K00428	SFP+-10G-SR
Xcvr 2	REV 01	740-031980	B11K00423	SFP+-10G-SR
Xcvr 3	REV 01	740-031980	B11K01855	SFP+-10G-SR
PIC 2		BUILTIN	BUILTIN	4x 10GE(LAN) SFP+
Xcvr 0	REV 01	740-031980	B11K01847	SFP+-10G-SR
Xcvr 1	REV 01	740-031980	B11K00526	SFP+-10G-SR
Xcvr 2	REV 01	740-031980	B11K00529	SFP+-10G-SR

Xcvr 3	REV 01	740-031980	B11K00525	SFP+-10G-SR
PIC 3		BUILTIN	BUILTIN	4x 10GE(LAN) SFP+
Xcvr 0	REV 01	740-031980	B11K00425	SFP+-10G-SR
Xcvr 1	REV 01	740-031980	B11K00530	SFP+-10G-SR
Xcvr 2	REV 01	740-031980	B11K01851	SFP+-10G-SR
Xcvr 3	REV 01	740-031980	B11K00528	SFP+-10G-SR
FPC 3	REV 32	750-028467	ABBN6832	MPC 3D 16x 10GE
CPU	REV 10	711-029089	ABBK6534	AMPC PMB
PIC 0		BUILTIN	BUILTIN	4x 10GE(LAN) SFP+
Xcvr 0	REV 01	740-031980	AK80MB4	SFP+-10G-SR
Xcvr 1	REV 01	740-031980	AK80FQ6	SFP+-10G-SR
Xcvr 2	REV 01	740-031980	AK80N1F	SFP+-10G-SR
Xcvr 3	REV 01	740-031980	AK80NLQ	SFP+-10G-SR
PIC 1		BUILTIN	BUILTIN	4x 10GE(LAN) SFP+
Xcvr 0	REV 01	740-031980	AK80KDR	SFP+-10G-SR
Xcvr 1	REV 01	740-031980	AK80FGJ	SFP+-10G-SR
Xcvr 2	REV 01	740-031980	AK80N5G	SFP+-10G-SR
Xcvr 3	REV 01	740-031980	AK80KD8	SFP+-10G-SR
PIC 2		BUILTIN	BUILTIN	4x 10GE(LAN) SFP+
Xcvr 0	REV 01	740-031980	AK80LET	SFP+-10G-SR
Xcvr 1	REV 01	740-031980	AK80N1X	SFP+-10G-SR
Xcvr 2	REV 01	740-031980	AK80NRF	SFP+-10G-SR
Xcvr 3	REV 01	740-031980	AK80NL2	SFP+-10G-SR
PIC 3		BUILTIN	BUILTIN	4x 10GE(LAN) SFP+
Xcvr 0	REV 01	740-031980	AK80N3D	SFP+-10G-SR
Xcvr 1	REV 01	740-031980	AK80MRB	SFP+-10G-SR
Xcvr 2	REV 01	740-031980	AK80LEQ	SFP+-10G-SR
Xcvr 3	REV 01	740-031980	AK80LER	SFP+-10G-SR
FPC 4	REV 32	750-028467	ABBN6811	MPC 3D 16x 10GE
CPU	REV 10	711-029089	ABBN7288	AMPC PMB
PIC 0		BUILTIN	BUILTIN	4x 10GE(LAN) SFP+
Xcvr 0	REV 01	740-031980	AK80NK8	SFP+-10G-SR
Xcvr 1	REV 01	740-031980	AK80LJG	SFP+-10G-SR
Xcvr 2	REV 01	740-031980	AK80LBU	SFP+-10G-SR
Xcvr 3	REV 01	740-031980	AK80N21	SFP+-10G-SR
PIC 1		BUILTIN	BUILTIN	4x 10GE(LAN) SFP+
Xcvr 0	REV 01	740-031980	AK80LEU	SFP+-10G-SR
Xcvr 1	REV 01	740-031980	AK80NLM	SFP+-10G-SR
Xcvr 2	REV 01	740-031980	AK80NL6	SFP+-10G-SR
Xcvr 3	REV 01	740-031980	AK80LES	SFP+-10G-SR
PIC 2		BUILTIN	BUILTIN	4x 10GE(LAN) SFP+
Xcvr 0	REV 01	740-031980	AK80LEN	SFP+-10G-SR
Xcvr 1	REV 01	740-031980	AK80ME0	SFP+-10G-SR
Xcvr 2	REV 01	740-031980	AK80LMG	SFP+-10G-SR
Xcvr 3	REV 01	740-031980	AK80MM1	SFP+-10G-SR
PIC 3		BUILTIN	BUILTIN	4x 10GE(LAN) SFP+
Xcvr 0	REV 01	740-031980	AK80MG7	SFP+-10G-SR
Xcvr 1	REV 01	740-031980	AK80KF9	SFP+-10G-SR
Xcvr 2	REV 01	740-031980	AK80NRQ	SFP+-10G-SR
Xcvr 3	REV 01	740-031980	AK80NLE	SFP+-10G-SR
FPC 5	REV 32	750-028467	ABBN6791	MPC 3D 16x 10GE
CPU	REV 10	711-029089	ABBN7289	AMPC PMB
PIC 0		BUILTIN	BUILTIN	4x 10GE(LAN) SFP+
Xcvr 0	REV 01	740-031980	B11K00424	SFP+-10G-SR
Xcvr 1	REV 01	740-031980	B11K01849	SFP+-10G-SR
Xcvr 2	REV 01	740-031980	B11K01862	SFP+-10G-SR
Xcvr 3	REV 01	740-031980	B11K01852	SFP+-10G-SR
PIC 1		BUILTIN	BUILTIN	4x 10GE(LAN) SFP
Xcvr 0	REV 01	740-031980	B11K00427	SFP+-10G-SR
Xcvr 1	REV 01	740-031980	B11K00430	SFP+-10G-SR
Xcvr 2	REV 01	740-031980	B11K01854	SFP+-10G-SR

Xcvr 3	REV 01	740-031980	B11K00426	SFP+-10G-SR
PIC 2		BUILTIN	BUILTIN	4x 10GE(LAN) SFP+
Xcvr 0	REV 01	740-031980	B11K00429	SFP+-10G-SR
Xcvr 1	REV 01	740-031980	B11K01864	SFP+-10G-SR
Xcvr 2	REV 01	740-031980	B11K01850	SFP+-10G-SR
Xcvr 3	REV 01	740-031980	B11K00522	SFP+-10G-SR
PIC 3		BUILTIN	BUILTIN	4x 10GE(LAN) SFP+
Xcvr 0	REV 01	740-030658	B11E01144	SFP+-10G-USR
Xcvr 1	REV 01	740-030658	B11E00985	SFP+-10G-USR
Xcvr 2	REV 01	740-030658	B11E00796	SFP+-10G-USR
Xcvr 3	REV 01	740-031980	B11K01866	SFP+-10G-SR
FPC 6	REV 30	750-028467	ABBM4592	MPC 3D 16x 10GE
CPU	REV 10	711-029089	ABBN0465	AMPC PMB
PIC 0		BUILTIN	BUILTIN	4x 10GE(LAN) SFP+
Xcvr 0	REV 01	740-030658	B11F01435	SFP+-10G-USR
Xcvr 1	REV 01	740-030658	B11E01052	SFP+-10G-USR
Xcvr 2	REV 01	740-030658	B11F01328	SFP+-10G-USR
Xcvr 3	REV 01	740-030658	B11F01254	SFP+-10G-USR
PIC 1		BUILTIN	BUILTIN	4x 10GE(LAN) SFP+
Xcvr 0	REV 01	740-030658	B11E02738	SFP+-10G-USR
Xcvr 1	REV 01	740-030658	B11E02881	SFP+-10G-USR
Xcvr 2	REV 01	740-030658	B11F01624	SFP+-10G-USR
Xcvr 3	REV 01	740-030658	B11E00889	SFP+-10G-USR
PIC 2		BUILTIN	BUILTIN	4x 10GE(LAN) SFP+
Xcvr 0	REV 01	740-030658	B11E02883	SFP+-10G-USR
Xcvr 1	REV 01	740-030658	B11E00681	SFP+-10G-USR
Xcvr 2	REV 01	740-030658	B11E04306	SFP+-10G-USR
Xcvr 3	REV 01	740-030658	B11E02813	SFP+-10G-USR
PIC 3		BUILTIN	BUILTIN	4x 10GE(LAN) SFP+
Xcvr 0	REV 01	740-030658	B11F01801	SFP+-10G-USR
Xcvr 1	REV 01	740-030658	B11E02753	SFP+-10G-USR
Xcvr 2	REV 01	740-030658	B11E01156	SFP+-10G-USR
Xcvr 3	REV 01	740-030658	B11E04324	SFP+-10G-USR
FPC 7	REV 32	750-028467	ABBN6810	MPC 3D 16x 10GE
CPU	REV 10	711-029089	ABBN7237	AMPC PMB
PIC 0		BUILTIN	BUILTIN	4x 10GE(LAN) SFP+
Xcvr 0	REV 01	740-031980	163363A03058	SFP+-10G-SR
Xcvr 1	REV 01	740-031980	163363A02082	SFP+-10G-SR
Xcvr 2	REV 01	740-031980	163363A01674	SFP+-10G-SR
Xcvr 3	REV 01	740-031980	163363A02638	SFP+-10G-SR
PIC 1		BUILTIN	BUILTIN	4x 10GE(LAN) SFP+
Xcvr 0	REV 01	740-031980	163363A03048	SFP+-10G-SR
Xcvr 1	REV 01	740-031980	163363A02729	SFP+-10G-SR
Xcvr 2	REV 01	740-031980	163363A02566	SFP+-10G-SR
Xcvr 3	REV 01	740-031980	163363A02567	SFP+-10G-SR
PIC 2		BUILTIN	BUILTIN	4x 10GE(LAN) SFP+
Xcvr 0	REV 01	740-031980	163363A02878	SFP+-10G-SR
Xcvr 1	REV 01	740-031980	163363A02739	SFP+-10G-SR
Xcvr 2	REV 01	740-031980	163363A01959	SFP+-10G-SR
Xcvr 3	REV 01	740-031980	163363A02660	SFP+-10G-SR
PIC 3		BUILTIN	BUILTIN	4x 10GE(LAN) SFP+
Xcvr 0	REV 01	740-031980	163363A02731	SFP+-10G-SR
Xcvr 1	REV 01	740-031980	163363A02588	SFP+-10G-SR
Xcvr 2	REV 01	740-031980	163363A02673	SFP+-10G-SR
Xcvr 3	REV 01	740-031980	163363A02654	SFP+-10G-SR
FPC 8	REV 30	750-028467	ABBM4739	MPC 3D 16x 10GE
CPU	REV 10	711-029089	ABBN0487	AMPC PMB
PIC 0		BUILTIN	BUILTIN	4x 10GE(LAN) SFP+
Xcvr 0	REV 01	740-031980	163363A02569	SFP+-10G-SR
Xcvr 1	REV 01	740-031980	163363A02886	SFP+-10G-SR
Xcvr 2	REV 01	740-031980	163363A03082	SFP+-10G-SR

Xcvr 3	REV 01	740-031980	133363A00297	SFP+-10G-SR
PIC 1		BUILTIN	BUILTIN	4x 10GE(LAN) SFP+
Xcvr 0	REV 01	740-031980	163363A02726	SFP+-10G-SR
Xcvr 1	REV 01	740-031980	163363A03050	SFP+-10G-SR
Xcvr 2	REV 01	740-031980	163363A02884	SFP+-10G-SR
Xcvr 3	REV 01	740-031980	163363A03076	SFP+-10G-SR
PIC 2		BUILTIN	BUILTIN	4x 10GE(LAN) SFP+
Xcvr 0	REV 01	740-031980	163363A02581	SFP+-10G-SR
Xcvr 1	REV 01	740-031980	163363A02873	SFP+-10G-SR
Xcvr 2	REV 01	740-031980	163363A02582	SFP+-10G-SR
Xcvr 3	REV 01	740-031980	163363A03083	SFP+-10G-SR
PIC 3		BUILTIN	BUILTIN	4x 10GE(LAN) SFP+
Xcvr 0	REV 01	740-031981	UL70BU6	SFP+-10G-LR
Xcvr 1	REV 01	740-031981	UL50QC6	SFP+-10G-LR
Xcvr 2	REV 01	740-031981	UL708N6	SFP+-10G-LR
Xcvr 3	REV 01	740-031981	UL603KK	SFP+-10G-LR
FPC 9	REV 32	750-028467	ABBN6827	MPC 3D 16x 10GE
CPU	REV 10	711-029089	ABBK6508	AMPC PMB
PIC 0		BUILTIN	BUILTIN	4x 10GE(LAN) SFP+
Xcvr 0	REV 01	740-031980	163363A01688	SFP+-10G-SR
Xcvr 1	REV 01	740-031980	163363A01724	SFP+-10G-SR
Xcvr 2	REV 01	740-031980	163363A01773	SFP+-10G-SR
Xcvr 3	REV 01	740-031980	163363A02593	SFP+-10G-SR
PIC 1		BUILTIN	BUILTIN	4x 10GE(LAN) SFP+
Xcvr 0	REV 01	740-031980	163363A03061	SFP+-10G-SR
Xcvr 1	REV 01	740-031980	163363A03056	SFP+-10G-SR
Xcvr 2	REV 01	740-031980	163363A02669	SFP+-10G-SR
Xcvr 3	REV 01	740-031980	163363A03070	SFP+-10G-SR
PIC 2		BUILTIN	BUILTIN	4x 10GE(LAN) SFP+
Xcvr 0	REV 01	740-031980	163363A02572	SFP+-10G-SR
Xcvr 1	REV 01	740-031980	163363A02697	SFP+-10G-SR
Xcvr 2	REV 01	740-031980	163363A02585	SFP+-10G-SR
Xcvr 3	REV 01	740-031980	163363A03052	SFP+-10G-SR
PIC 3		BUILTIN	BUILTIN	4x 10GE(LAN) SFP+
Xcvr 0	REV 01	740-031980	163363A02591	SFP+-10G-SR
Xcvr 1	REV 01	740-031980	163363A02649	SFP+-10G-SR
Xcvr 2	REV 01	740-031980	163363A02577	SFP+-10G-SR
Xcvr 3	REV 01	740-031980	163363A02698	SFP+-10G-SR
FPC 10	REV 30	750-028467	ABBN0302	MPC 3D 16x 10GE
CPU	REV 10	711-029089	ABBN0495	AMPC PMB
PIC 0		BUILTIN	BUILTIN	4x 10GE(LAN) SFP+
Xcvr 0	REV 01	740-030658	B11F01581	SFP+-10G-USR
Xcvr 1	REV 01	740-030658	B11E01176	SFP+-10G-USR
Xcvr 2	REV 01	740-030658	B11F01251	SFP+-10G-USR
Xcvr 3	REV 01	740-030658	B11E02752	SFP+-10G-USR
PIC 1		BUILTIN	BUILTIN	4x 10GE(LAN) SFP+
Xcvr 0	REV 01	740-030658	B11E00786	SFP+-10G-USR
Xcvr 1	REV 01	740-030658	B11E01020	SFP+-10G-USR
Xcvr 2	REV 01	740-030658	B11E01023	SFP+-10G-USR
Xcvr 3	REV 01	740-030658	B11E02819	SFP+-10G-USR
PIC 2		BUILTIN	BUILTIN	4x 10GE(LAN) SFP+
Xcvr 0	REV 01	740-030658	B11E02812	SFP+-10G-USR
Xcvr 1	REV 01	740-030658	B11D04437	SFP+-10G-USR
Xcvr 2	REV 01	740-030658	B11F01279	SFP+-10G-USR
Xcvr 3	REV 01	740-030658	B11F01333	SFP+-10G-USR
PIC 3		BUILTIN	BUILTIN	4x 10GE(LAN) SFP+
Xcvr 0	REV 01	740-030658	B11E00978	SFP+-10G-USR
Xcvr 1	REV 01	740-030658	B11E01018	SFP+-10G-USR
Xcvr 2	REV 01	740-030658	B11F01784	SFP+-10G-USR
Xcvr 3	REV 01	740-031980	AK80NKP	SFP+-10G-SR
FPC 11	REV 32	750-028467	ABBN6790	MPC 3D 16x 10GE

CPU	REV 10	711-029089	ABBK6515	AMPC PMB
PIC 0		BUILTIN	BUILTIN	4x 10GE(LAN) SFP+
Xcvr 0	REV 01	740-031980	AK80LZM	SFP+-10G-SR
Xcvr 1	REV 01	740-031980	AK80MCC	SFP+-10G-SR
Xcvr 2	REV 01	740-031980	AK80KCM	SFP+-10G-SR
Xcvr 3	REV 01	740-031980	AK80KE0	SFP+-10G-SR
PIC 1		BUILTIN	BUILTIN	4x 10GE(LAN) SFP+
Xcvr 0	REV 01	740-021310	C10F99155	SFP+-10G-LRM
Xcvr 1	REV 01	740-021310	C10F99049	SFP+-10G-LRM
Xcvr 2	REV 01	740-021310	C10F99128	SFP+-10G-LRM
Xcvr 3	REV 01	740-021310	C10F99169	SFP+-10G-LRM
PIC 2		BUILTIN	BUILTIN	4x 10GE(LAN) SFP+
Xcvr 0	REV 01	740-031980	AK80LF3	SFP+-10G-SR
Xcvr 1	REV 01	740-031980	163363A02597	SFP+-10G-SR
Xcvr 2	REV 01	740-031980	163363A03060	SFP+-10G-SR
Xcvr 3	REV 01	740-031980	163363A03057	SFP+-10G-SR
PIC 3		BUILTIN	BUILTIN	4x 10GE(LAN) SFP+
Xcvr 0	REV 01	740-031980	AK80LEX	SFP+-10G-SR
Xcvr 1	REV 01	740-031980	AK80FEU	SFP+-10G-SR
Xcvr 2	REV 01	740-031980	AK80FNM	SFP+-10G-SR
Xcvr 3	REV 01	740-021308	AJQQQ5G	SFP+-10G-SR
FPC 12	REV 30	750-028467	ZM5111	MPC 3D 16x 10GE
CPU	REV 10	711-029089	ZP6607	AMPC PMB
PIC 0		BUILTIN	BUILTIN	4x 10GE(LAN) SFP+
Xcvr 0	REV 01	740-031980	AK80LJA	SFP+-10G-SR
Xcvr 1	REV 01	740-031980	AK80MFZ	SFP+-10G-SR
Xcvr 2	REV 01	740-031980	AK80NKL	SFP+-10G-SR
Xcvr 3	REV 01	740-031980	AK80KF4	SFP+-10G-SR
PIC 1		BUILTIN	BUILTIN	4x 10GE(LAN) SFP+
Xcvr 0	REV 01	740-031980	AK80FBJ	SFP+-10G-SR
Xcvr 1	REV 01	740-031980	AK80MM2	SFP+-10G-SR
Xcvr 2	REV 01	740-031980	AK80LJV	SFP+-10G-SR
Xcvr 3	REV 01	740-031980	AK80NXV	SFP+-10G-SR
PIC 2		BUILTIN	BUILTIN	4x 10GE(LAN) SFP+
Xcvr 0	REV 01	740-031980	AK80N1H	SFP+-10G-SR
Xcvr 1	REV 01	740-031980	AK80NLS	SFP+-10G-SR
Xcvr 2	REV 01	740-031980	AK80FL5	SFP+-10G-SR
Xcvr 3	REV 01	740-031980	AK80NL9	SFP+-10G-SR
PIC 3		BUILTIN	BUILTIN	4x 10GE(LAN) SFP+
Xcvr 0	REV 01	740-031980	AK80NG2	SFP+-10G-SR
Xcvr 1	REV 01	740-031980	AK80KDU	SFP+-10G-SR
Xcvr 2	REV 01	740-031980	AK80MG1	SFP+-10G-SR
Xcvr 3	REV 01	740-031980	AK80MM0	SFP+-10G-SR
FPC 13	REV 30	750-028467	ABBN0208	MPC 3D 16x 10GE
CPU	REV 10	711-029089	ABB11084	AMPC PMB
PIC 0		BUILTIN	BUILTIN	4x 10GE(LAN) SFP+
Xcvr 0	REV 01	740-030658	B11E04745	SFP+-10G-USR
Xcvr 1	REV 01	740-030658	B11F01570	SFP+-10G-USR
Xcvr 2	REV 01	740-030658	B11E04388	SFP+-10G-USR
Xcvr 3	REV 01	740-030658	B11F01439	SFP+-10G-USR
PIC 1		BUILTIN	BUILTIN	4x 10GE(LAN) SFP+
Xcvr 0	REV 01	740-030658	B11E04739	SFP+-10G-USR
Xcvr 1	REV 01	740-030658	B11F01869	SFP+-10G-USR
Xcvr 2	REV 01	740-030658	B11F01675	SFP+-10G-USR
Xcvr 3	REV 01	740-030658	B11F01901	SFP+-10G-USR
PIC 2		BUILTIN	BUILTIN	4x 10GE(LAN) SFP+
Xcvr 0	REV 01	740-030658	B11F01346	SFP+-10G-USR
Xcvr 1	REV 01	740-030658	B11F01288	SFP+-10G-USR
Xcvr 2	REV 01	740-030658	B11F01824	SFP+-10G-USR
Xcvr 3	REV 01	740-030658	B11E04312	SFP+-10G-USR
PIC 3		BUILTIN	BUILTIN	4x 10GE(LAN) SFP+

Xcvr 0	REV 01	740-030658	B11E02811	SFP+-10G-USR
Xcvr 1	REV 01	740-030658	B11E03847	SFP+-10G-USR
Xcvr 2	REV 01	740-030658	B11F01495	SFP+-10G-USR
Xcvr 3	REV 01	740-030658	B11F01265	SFP+-10G-USR
FPC 14	REV 23	750-028467	YN2977	MPC 3D 16x 10GE
CPU	REV 10	711-029089	YP1856	AMPC PMB
PIC 0		BUILTIN	BUILTIN	4x 10GE(LAN) SFP+
Xcvr 0	REV 01	740-031980	183363A00875	SFP+-10G-SR
Xcvr 1	REV 01	740-031980	183363A00851	SFP+-10G-SR
Xcvr 2	REV 01	740-031980	183363A00772	SFP+-10G-SR
Xcvr 3	REV 01	740-031980	183363A00882	SFP+-10G-SR
PIC 1		BUILTIN	BUILTIN	4x 10GE(LAN) SFP+
Xcvr 0	REV 01	740-031980	183363A00735	SFP+-10G-SR
Xcvr 1	REV 01	740-031980	183363A00169	SFP+-10G-SR
Xcvr 2	REV 01	740-031980	183363A00726	SFP+-10G-SR
Xcvr 3	REV 01	740-031980	183363A00077	SFP+-10G-SR
PIC 2		BUILTIN	BUILTIN	4x 10GE(LAN) SFP+
Xcvr 0	REV 01	740-031980	183363A00168	SFP+-10G-SR
Xcvr 1	REV 01	740-031980	183363A00676	SFP+-10G-SR
Xcvr 2	REV 01	740-031980	183363A00732	SFP+-10G-SR
Xcvr 3	REV 01	740-031980	183363A00091	SFP+-10G-SR
PIC 3		BUILTIN	BUILTIN	4x 10GE(LAN) SFP+
Xcvr 0	REV 01	740-031980	183363A00725	SFP+-10G-SR
Xcvr 1	REV 01	740-031980	183363A00642	SFP+-10G-SR
Xcvr 2	REV 01	740-031980	183363A00871	SFP+-10G-SR
Xcvr 3	REV 01	740-031980	183363A00853	SFP+-10G-SR
FPC 15	REV 32	750-028467	ABBN6798	MPC 3D 16x 10GE
CPU	REV 10	711-029089	ABBK6556	AMPC PMB
PIC 0		BUILTIN	BUILTIN	4x 10GE(LAN) SFP+
Xcvr 0	REV 01	740-021308	9ZDZ06A00055	SFP+-10G-SR
Xcvr 1	REV 01	740-031980	183363A00239	SFP+-10G-SR
Xcvr 2	REV 01	740-021308	AD0915E003K	SFP+-10G-SR
Xcvr 3	REV 01	740-021308	AD0915E003A	SFP+-10G-SR
PIC 1		BUILTIN	BUILTIN	4x 10GE(LAN) SFP+
Xcvr 0	REV 01	740-031980	AK80MRC	SFP+-10G-SR
Xcvr 1	REV 01	740-031980	AK80NL5	SFP+-10G-SR
Xcvr 2	REV 01	740-031980	AK80NKN	SFP+-10G-SR
Xcvr 3	REV 01	740-031980	AK80N3U	SFP+-10G-SR
PIC 2		BUILTIN	BUILTIN	4x 10GE(LAN) SFP+
Xcvr 0	REV 01	740-031980	AK80N1T	SFP+-10G-SR
Xcvr 1	REV 01	740-031980	AJ808DJ	SFP+-10G-SR
Xcvr 2	REV 01	740-031980	AK80NG4	SFP+-10G-SR
Xcvr 3	REV 01	740-031980	AK80FND	SFP+-10G-SR
PIC 3		BUILTIN	BUILTIN	4x 10GE(LAN) SFP+
Xcvr 0	REV 01	740-031980	AK80FKQ	SFP+-10G-SR
Xcvr 1	REV 01	740-031980	AK80NLT	SFP+-10G-SR
Xcvr 2	REV 01	740-031980	AK80NKR	SFP+-10G-SR
Xcvr 3	REV 01	740-031980	AK80LKM	SFP+-10G-SR
FPC 16	REV 30	750-028467	ABBN0270	MPC 3D 16x 10GE
CPU	REV 10	711-029089	ABBJ0966	AMPC PMB
PIC 0		BUILTIN	BUILTIN	4x 10GE(LAN) SFP+
Xcvr 0	REV 01	740-031980	AK80NL1	SFP+-10G-SR
Xcvr 1	REV 01	740-031980	AK80NXW	SFP+-10G-SR
Xcvr 2	REV 01	740-031980	AK80KD2	SFP+-10G-SR
Xcvr 3	REV 01	740-031980	AK80FMD	SFP+-10G-SR
PIC 1		BUILTIN	BUILTIN	4x 10GE(LAN) SFP+
Xcvr 0	REV 01	740-031980	AK80NKQ	SFP+-10G-SR
Xcvr 1	REV 01	740-031980	AK80MGH	SFP+-10G-SR
Xcvr 2	REV 01	740-031980	AK80N38	SFP+-10G-SR
Xcvr 3	REV 01	740-031980	AK80NL7	SFP+-10G-SR
PIC 2		BUILTIN	BUILTIN	4x 10GE(LAN) SFP+

Xcvr 0	REV 01	740-031980	AK80M5J	SFP+-10G-SR
Xcvr 1	REV 01	740-031980	AK80NKD	SFP+-10G-SR
Xcvr 2	REV 01	740-031980	AK80KCY	SFP+-10G-SR
Xcvr 3	REV 01	740-031980	AK80LHK	SFP+-10G-SR
PIC 3		BUILTIN	BUILTIN	4x 10GE(LAN) SFP+
Xcvr 0	REV 01	740-031980	AK80LEL	SFP+-10G-SR
Xcvr 1	REV 01	740-031980	AK80MBE	SFP+-10G-SR
Xcvr 2	REV 01	740-031980	AK80NLG	SFP+-10G-SR
Xcvr 3	REV 01	740-031980	AK80LFH	SFP+-10G-SR
FPC 17	REV 32	750-028467	ABBN6796	MPC 3D 16x 10GE
CPU	REV 10	711-029089	ABBN7259	AMPC PMB
PIC 0		BUILTIN	BUILTIN	4x 10GE(LAN) SFP+
Xcvr 0	REV 01	740-031980	B11K01856	SFP+-10G-SR
Xcvr 1	REV 01	740-031980	B11K01853	SFP+-10G-SR
Xcvr 2	REV 01	740-031980	B11K01863	SFP+-10G-SR
Xcvr 3	REV 01	740-031980	163363A02863	SFP+-10G-SR
PIC 1		BUILTIN	BUILTIN	4x 10GE(LAN) SFP+
Xcvr 0	REV 01	740-031980	163363A02668	SFP+-10G-SR
Xcvr 1	REV 01	740-031980	163363A02881	SFP+-10G-SR
Xcvr 2	REV 01	740-031980	163363A01671	SFP+-10G-SR
Xcvr 3	REV 01	740-031980	163363A02627	SFP+-10G-SR
PIC 2		BUILTIN	BUILTIN	4x 10GE(LAN) SFP+
Xcvr 0	REV 01	740-031980	163363A02725	SFP+-10G-SR
Xcvr 1	REV 01	740-031980	163363A02692	SFP+-10G-SR
Xcvr 2	REV 01	740-031980	163363A02730	SFP+-10G-SR
Xcvr 3	REV 01	740-031980	163363A03081	SFP+-10G-SR
PIC 3		BUILTIN	BUILTIN	4x 10GE(LAN) SFP+
Xcvr 0	REV 01	740-031980	163363A02736	SFP+-10G-SR
Xcvr 1	REV 01	740-031980	163363A02568	SFP+-10G-SR
Xcvr 2	REV 01	740-031980	163363A02747	SFP+-10G-SR
Xcvr 3	REV 01	740-031980	163363A02579	SFP+-10G-SR
FPC 18	REV 30	750-028467	ABBN0281	MPC 3D 16x 10GE
CPU	REV 10	711-029089	ABBN0526	AMPC PMB
PIC 0		BUILTIN	BUILTIN	4x 10GE(LAN) SFP+
Xcvr 0	REV 01	740-030658	B11F01326	SFP+-10G-USR
Xcvr 1	REV 01	740-030658	B11E03973	SFP+-10G-USR
Xcvr 2	REV 01	740-030658	B11E00950	SFP+-10G-USR
Xcvr 3	REV 01	740-030658	B11E00674	SFP+-10G-USR
PIC 1		BUILTIN	BUILTIN	4x 10GE(LAN) SFP+
Xcvr 0	REV 01	740-030658	B11E00775	SFP+-10G-USR
Xcvr 1	REV 01	740-030658	B11E04461	SFP+-10G-USR
Xcvr 2	REV 01	740-030658	B11E01074	SFP+-10G-USR
Xcvr 3	REV 01	740-030658	B11E02821	SFP+-10G-USR
PIC 2		BUILTIN	BUILTIN	4x 10GE(LAN) SFP+
Xcvr 0	REV 01	740-030658	B11E04501	SFP+-10G-USR
Xcvr 1	REV 01	740-030658	B11E00757	SFP+-10G-USR
Xcvr 2	REV 01	740-030658	B11F01623	SFP+-10G-USR
Xcvr 3	REV 01	740-030658	B11E01022	SFP+-10G-USR
PIC 3		BUILTIN	BUILTIN	4x 10GE(LAN) SFP+
Xcvr 0	REV 01	740-030658	B11E04359	SFP+-10G-USR
Xcvr 1	REV 01	740-030658	B11E02751	SFP+-10G-USR
Xcvr 2	REV 01	740-030658	B11E02736	SFP+-10G-USR
Xcvr 3	REV 01	740-030658	B11E01178	SFP+-10G-USR
FPC 19	REV 32	750-028467	ABBN6813	MPC 3D 16x 10GE
CPU	REV 10	711-029089	ABBK6542	AMPC PMB
PIC 0		BUILTIN	BUILTIN	4x 10GE(LAN) SFP+
Xcvr 0	REV 01	740-031980	AK80NA3	SFP+-10G-SR
Xcvr 1	REV 01	740-031980	AK80NLF	SFP+-10G-SR
Xcvr 2	REV 01	740-031980	AK80MRH	SFP+-10G-SR
Xcvr 3	REV 01	740-031980	AK80KE4	SFP+-10G-SR
PIC 1		BUILTIN	BUILTIN	4x 10GE(LAN) SFP+

Xcvr 0	REV 01	740-021308	973152A00030	SFP+-10G-SR
Xcvr 1	REV 01	740-031980	AK80L9H	SFP+-10G-SR
Xcvr 2	REV 01	740-031980	AK80ME8	SFP+-10G-SR
Xcvr 3	REV 01	740-031980	AK80NLR	SFP+-10G-SR
PIC 2		BUILTIN	BUILTIN	4x 10GE(LAN) SFP+
Xcvr 0	REV 01	740-031980	AK80NG1	SFP+-10G-SR
Xcvr 1	REV 01	740-031980	AK80MCA	SFP+-10G-SR
Xcvr 2	REV 01	740-031980	AK80LFC	SFP+-10G-SR
Xcvr 3	REV 01	740-031980	AK80LEM	SFP+-10G-SR
PIC 3		BUILTIN	BUILTIN	4x 10GE(LAN) SFP+
Xcvr 0	REV 01	740-031980	AK80N9X	SFP+-10G-SR
Xcvr 1	REV 01	740-031980	AK80LAC	SFP+-10G-SR
Xcvr 2	REV 01	740-031980	AK80LF2	SFP+-10G-SR
Xcvr 3	REV 01	740-031980	AK80N8T	SFP+-10G-SR
ADC 0	REV 13	750-043596	ABBX5561	Adapter Card
ADC 1	REV 13	750-043596	ABBX5546	Adapter Card
ADC 2	REV 13	750-043596	ABBX5535	Adapter Card
ADC 3	REV 13	750-043596	ABBX5552	Adapter Card
ADC 4	REV 13	750-043596	ABBX5581	Adapter Card
ADC 5	REV 13	750-043596	ABBX5545	Adapter Card
ADC 6	REV 13	750-043596	ABBX5554	Adapter Card
ADC 7	REV 07	750-043596	ABBV7194	Adapter Card
ADC 8	REV 07	750-043596	ABBV7251	Adapter Card
ADC 9	REV 07	750-043596	ABBV7202	Adapter Card
ADC 10	REV 13	750-043596	ABBX5579	Adapter Card
ADC 11	REV 13	750-043596	ABBX5548	Adapter Card
ADC 12	REV 13	750-043596	ABBX5575	Adapter Card
ADC 13	REV 13	750-043596	ABBX5539	Adapter Card
ADC 14	REV 13	750-043596	ABBX5555	Adapter Card
ADC 15	REV 13	750-043596	ABBX5557	Adapter Card
ADC 16	REV 13	750-043596	ABBX5536	Adapter Card
ADC 17	REV 13	750-043596	ABBX5559	Adapter Card
ADC 18	REV 13	750-043596	ABBX5537	Adapter Card
ADC 19	REV 11	750-043596	ABBW5685	Adapter Card
Fan Tray 0	REV 04	760-046960	ACAY0090	172mm FanTray - 6 Fans
Fan Tray 1	REV 04	760-046960	ACAY0088	172mm FanTray - 6 Fans
Fan Tray 2	REV 04	760-046960	ACAY0089	172mm FanTray - 6 Fans
Fan Tray 3	REV 04	760-046960	ACAY0108	172mm FanTray - 6 Fans

#### show chassis hardware models (MX2020 Router)

```
user@host > show chassis hardware models
```

```
Hardware inventory:
```

Item	Version	Part number	Serial number	FRU model number
Midplane	REV 27	750-040240	ABAB9384	750-040240
FPM Board	REV 06	760-040242	ABBT8837	760-040242
PSM 0	REV 01	740-045050	1E02224006G	MX2000-PSM-HC-DC-S-A
PSM 1	REV 01	740-045050	1E022240053	MX2000-PSM-HC-DC-S-A
PSM 2	REV 01	740-045050	1E02224004K	MX2000-PSM-HC-DC-S-A
PSM 3	REV 01	740-045050	1E022240056	MX2000-PSM-HC-DC-S-A
PSM 4	REV 01	740-045050	1E022240054	MX2000-PSM-HC-DC-S-A
PSM 5	REV 01	740-045050	1E02224005H	MX2000-PSM-HC-DC-S-A
PSM 6	REV 01	740-045050	1E02224006S	MX2000-PSM-HC-DC-S-A
PSM 7	REV 01	740-045050	1E02224005M	MX2000-PSM-HC-DC-S-A
PSM 8	REV 01	740-045050	1E022240062	MX2000-PSM-HC-DC-S-A
PSM 9	REV 03	740-045050	1EDB2350095	MX2000-PSM-DC-S-A
PSM 10	REV 03	740-045050	1EDB235009L	MX2000-PSM-DC-S-A
PSM 11	REV 03	740-045050	1EDB2350092	MX2000-PSM-DC-S-A
PSM 12	REV 03	740-045050	1EDB23500AT	MX2000-PSM-DC-S-A
PSM 13	REV 03	740-045050	1EDB2350094	MX2000-PSM-DC-S-A
PSM 15	REV 03	740-045050	1EDB235008X	MX2000-PSM-DC-S-A

PDM 0	REV 01	740-045234	1E012150033	
PDM 1	REV 01	740-045234	1E012150027	
PDM 2	REV 01	740-045234	1E262250072	MX2000-PDM-DC-S-A
Routing Engine 0	REV 02	740-041821	9009094138	RE-S-1800X4-16G-S
Routing Engine 1	REV 02	740-041821	9009089709	RE-S-1800X4-16G-S
CB 0	REV 08	750-040257	CAAB3482	750-040257
CB 1	REV 04	750-040257	ZT2864	750-040257
SFB 0	REV 05	711-044466	ABBT2161	MX2000-SFB-S
SFB 1	REV 05	711-044466	ABBT2159	MX2000-SFB-S
SFB 2	REV 05	711-044466	ABBX3718	MX2000-SFB-S
SFB 4	REV 05	711-044466	ABBT2160	MX2000-SFB-S
SFB 5	REV 05	711-044466	ABBT2145	MX2000-SFB-S
SFB 7	REV 05	711-044466	ABBT2163	MX2000-SFB-S
FPC 0	REV 30	750-028467	ABBN0284	MPC-3D-16XGE-SFPP
FPC 1	REV 30	750-028467	ABBN0308	MPC-3D-16XGE-SFPP
FPC 2	REV 30	750-028467	ABBN0316	MPC-3D-16XGE-SFPP
FPC 3	REV 32	750-028467	ABBN6832	MPC-3D-16XGE-SFPP
FPC 4	REV 32	750-028467	ABBN6811	MPC-3D-16XGE-SFPP
FPC 5	REV 32	750-028467	ABBN6791	MPC-3D-16XGE-SFPP
FPC 6	REV 30	750-028467	ABBM4592	MPC-3D-16XGE-SFPP
FPC 7	REV 32	750-028467	ABBN6810	MPC-3D-16XGE-SFPP
FPC 8	REV 30	750-028467	ABBM4739	MPC-3D-16XGE-SFPP
FPC 9	REV 32	750-028467	ABBN6827	MPC-3D-16XGE-SFPP
FPC 10	REV 30	750-028467	ABBN0302	MPC-3D-16XGE-SFPP
FPC 11	REV 32	750-028467	ABBN6790	MPC-3D-16XGE-SFPP
FPC 12	REV 30	750-028467	ZM5111	MPC-3D-16XGE-SFPP
FPC 13	REV 30	750-028467	ABBN0208	MPC-3D-16XGE-SFPP
FPC 14	REV 23	750-028467	YN2977	MPC-3D-16XGE-SFPP
FPC 15	REV 32	750-028467	ABBN6798	MPC-3D-16XGE-SFPP
FPC 16	REV 30	750-028467	ABBN0270	MPC-3D-16XGE-SFPP
FPC 17	REV 32	750-028467	ABBN6796	MPC-3D-16XGE-SFPP
FPC 18	REV 30	750-028467	ABBN0281	MPC-3D-16XGE-SFPP
FPC 19	REV 32	750-028467	ABBN6813	MPC-3D-16XGE-SFPP
ADC 0	REV 13	750-043596	ABBX5561	PROTO-ASSEMBLY
ADC 1	REV 13	750-043596	ABBX5546	PROTO-ASSEMBLY
ADC 2	REV 13	750-043596	ABBX5535	MX2000-LC-ADAPTER
ADC 3	REV 13	750-043596	ABBX5552	MX2000-LC-ADAPTER
ADC 4	REV 13	750-043596	ABBX5581	MX2000-LC-ADAPTER
ADC 5	REV 13	750-043596	ABBX5545	PROTO-ASSEMBLY
ADC 6	REV 13	750-043596	ABBX5554	PROTO-ASSEMBLY
ADC 7	REV 07	750-043596	ABBV7194	MX2000-LC-ADAPTER
ADC 8	REV 07	750-043596	ABBV7251	MX2000-LC-ADAPTER
ADC 9	REV 07	750-043596	ABBV7202	MX2000-LC-ADAPTER
ADC 10	REV 13	750-043596	ABBX5579	MX2000-LC-ADAPTER
ADC 12	REV 13	750-043596	ABBX5575	MX2000-LC-ADAPTER
ADC 13	REV 13	750-043596	ABBX5539	PROTO-ASSEMBLY
ADC 14	REV 13	750-043596	ABBX5555	PROTO-ASSEMBLY
ADC 15	REV 13	750-043596	ABBX5557	MX2000-LC-ADAPTER
ADC 16	REV 13	750-043596	ABBX5536	PROTO-ASSEMBLY
ADC 17	REV 13	750-043596	ABBX5559	PROTO-ASSEMBLY
ADC 18	REV 13	750-043596	ABBX5537	PROTO-ASSEMBLY
ADC 19	REV 11	750-043596	ABBW5685	PROTO-ASSEMBLY
Fan Tray 0	REV 04	760-046960	ACAY0090	
Fan Tray 1	REV 04	760-046960	ACAY0088	
Fan Tray 2	REV 04	760-046960	ACAY0089	
Fan Tray 3	REV 04	760-046960	ACAY0108	

### show chassis hardware clei-models (MX2020 Router)

```
user@ host > show chassis hardware clei-models
```

## Hardware inventory:

Item	Version	Part number	CLEI code	FRU model number
Midplane	REV 27	750-040240	PROTOXCLEI	750-040240
FPM Board	REV 06	760-040242	PROTOXCLEI	760-040242
PSM 0	REV 01	740-045050	IPUPAJMKAA	MX2000-PSM-HC-DC-S-A
PSM 1	REV 01	740-045050	IPUPAJMKAA	MX2000-PSM-HC-DC-S-A
PSM 2	REV 01	740-045050	IPUPAJMKAA	MX2000-PSM-HC-DC-S-A
PSM 3	REV 01	740-045050	IPUPAJMKAA	MX2000-PSM-HC-DC-S-A
PSM 4	REV 01	740-045050	IPUPAJMKAA	MX2000-PSM-HC-DC-S-A
PSM 5	REV 01	740-045050	IPUPAJMKAA	MX2000-PSM-HC-DC-S-A
PSM 6	REV 01	740-045050	IPUPAJMKAA	MX2000-PSM-HC-DC-S-A
PSM 7	REV 01	740-045050	IPUPAJMKAA	MX2000-PSM-HC-DC-S-A
PSM 8	REV 01	740-045050	IPUPAJMKAA	MX2000-PSM-HC-DC-S-A
PSM 9	REV 03	740-045050	IPUPAJMKAA	MX2000-PSM-DC-S-A
PSM 10	REV 03	740-045050	IPUPAJMKAA	MX2000-PSM-DC-S-A
PSM 11	REV 03	740-045050	IPUPAJMKAA	MX2000-PSM-DC-S-A
PSM 12	REV 03	740-045050	IPUPAJMKAA	MX2000-PSM-DC-S-A
PSM 13	REV 03	740-045050	IPUPAJMKAA	MX2000-PSM-DC-S-A
PSM 15	REV 03	740-045050	IPUPAJMKAA	MX2000-PSM-DC-S-A
PDM 0	REV 01	740-045234		
PDM 1	REV 01	740-045234		
PDM 2	REV 01	740-045234	IPUPAJSKAA	MX2000-PDM-DC-S-A
Routing Engine 0	REV 02	740-041821		RE-S-1800X4-16G-S
Routing Engine 1	REV 02	740-041821		RE-S-1800X4-16G-S
CB 0	REV 08	750-040257	PROTOXCLEI	750-040257
CB 1	REV 04	750-040257	PROTOXCLEI	750-040257
SFB 0	REV 05	711-044466	IPUCBA6CAA	MX2000-SFB-S
SFB 1	REV 05	711-044466	IPUCBA6CAA	MX2000-SFB-S
SFB 2	REV 05	711-044466	IPUCBA6CAA	MX2000-SFB-S
SFB 4	REV 05	711-044466	IPUCBA6CAA	MX2000-SFB-S
SFB 5	REV 05	711-044466	IPUCBA6CAA	MX2000-SFB-S
SFB 7	REV 05	711-044466	IPUCBA6CAA	MX2000-SFB-S
FPC 0	REV 30	750-028467		MPC-3D-16XGE-SFPP
FPC 1	REV 30	750-028467		MPC-3D-16XGE-SFPP
FPC 2	REV 30	750-028467		MPC-3D-16XGE-SFPP
FPC 3	REV 32	750-028467		MPC-3D-16XGE-SFPP
FPC 4	REV 32	750-028467		MPC-3D-16XGE-SFPP
FPC 5	REV 32	750-028467		MPC-3D-16XGE-SFPP
FPC 6	REV 30	750-028467		MPC-3D-16XGE-SFPP
FPC 7	REV 32	750-028467		MPC-3D-16XGE-SFPP
FPC 8	REV 30	750-028467		MPC-3D-16XGE-SFPP
FPC 9	REV 32	750-028467		MPC-3D-16XGE-SFPP
FPC 10	REV 30	750-028467		MPC-3D-16XGE-SFPP
FPC 11	REV 32	750-028467		MPC-3D-16XGE-SFPP
FPC 12	REV 30	750-028467		MPC-3D-16XGE-SFPP
FPC 13	REV 30	750-028467		MPC-3D-16XGE-SFPP
FPC 14	REV 23	750-028467		MPC-3D-16XGE-SFPP
FPC 15	REV 32	750-028467		MPC-3D-16XGE-SFPP
FPC 16	REV 30	750-028467		MPC-3D-16XGE-SFPP
FPC 17	REV 32	750-028467		MPC-3D-16XGE-SFPP
FPC 18	REV 30	750-028467		MPC-3D-16XGE-SFPP
FPC 19	REV 32	750-028467		MPC-3D-16XGE-SFPP
ADC 0	REV 13	750-043596	PROTOXCLEI	PROTO-ASSEMBLY
ADC 1	REV 13	750-043596	PROTOXCLEI	PROTO-ASSEMBLY
ADC 2	REV 13	750-043596	IPUCBA8CAA	MX2000-LC-ADAPTER
ADC 3	REV 13	750-043596	IPUCBA8CAA	MX2000-LC-ADAPTER
ADC 4	REV 13	750-043596	IPUCBA8CAA	MX2000-LC-ADAPTER
ADC 5	REV 13	750-043596	PROTOXCLEI	PROTO-ASSEMBLY
ADC 6	REV 13	750-043596	PROTOXCLEI	PROTO-ASSEMBLY
ADC 7	REV 07	750-043596	PROTOXCLEI	MX2000-LC-ADAPTER
ADC 8	REV 07	750-043596	PROTOXCLEI	MX2000-LC-ADAPTER

ADC 9	REV 07	750-043596	PROTOXCLEI	MX2000-LC-ADAPTER
ADC 10	REV 13	750-043596	IPUCBA8CAA	MX2000-LC-ADAPTER
ADC 12	REV 13	750-043596	IPUCBA8CAA	MX2000-LC-ADAPTER
ADC 13	REV 13	750-043596	PROTOXCLEI	PROTO-ASSEMBLY
ADC 14	REV 13	750-043596	PROTOXCLEI	PROTO-ASSEMBLY
ADC 15	REV 13	750-043596	IPUCBA8CAA	MX2000-LC-ADAPTER
ADC 16	REV 13	750-043596	PROTOXCLEI	PROTO-ASSEMBLY
ADC 17	REV 13	750-043596	PROTOXCLEI	PROTO-ASSEMBLY
ADC 18	REV 13	750-043596	PROTOXCLEI	PROTO-ASSEMBLY
ADC 19	REV 11	750-043596	PROTOXCLEI	PROTO-ASSEMBLY
Fan Tray 0	REV 04	760-046960		
Fan Tray 1	REV 04	760-046960		
Fan Tray 2	REV 04	760-046960		
Fan Tray 3	REV 04	760-046960		

#### show chassis hardware (MX Series routers with ATM MIC)

```

user@host> show chassis hardware
Hardware inventory:
Item              Version  Part number  Serial number  Description
Chassis                               JN115736EAFc  MX240
Midplane          REV 07    760-021404  ABAA5038      MX240 Backplane
FPM Board         REV 03    760-021392  ABBA2758      Front Panel Display
PEM 0             Rev 01    740-022697  QCS0937C07K   PS 1.2-1.7kW; 100-240V
AC in
PEM 1             Rev 01    740-022697  QCS0939C04X   PS 1.2-1.7kW; 100-240V
AC in
PEM 2             Rev 01    740-022697  QCS0937C06B   PS 1.2-1.7kW; 100-240V
AC in
PEM 3             Rev 01    740-022697  QCS0937C07U   PS 1.2-1.7kW; 100-240V
AC in
Routing Engine 0  REV 12    740-013063  9009042291    RE-S-2000
Routing Engine 1  REV 12    740-013063  9009042266    RE-S-2000
CB 0              REV 06    710-021523  ABBC1435      MX SCB
CB 1              REV 06    710-021523  ABBC1497      MX SCB
FPC 2             REV 14    750-031088  YH8446        MPC Type 2 3D Q
CPU               REV 06    711-030884  YH9612        MPC PMB 2G
MIC 0
MIC 1             REV 10    750-036132  ZP7062        2x0C12/8x0C3 CC-CE
PIC 2             BUILtIN   BUILtIN      2x0C12/8x0C3 CC-CE

Xcvr 0            NON-JNPR   23393-00492  UNKNOWN
Xcvr 1            NON-JNPR   23393-00500  UNKNOWN
Xcvr 2            NON-JNPR   23393-00912  UNKNOWN
Xcvr 3            REV 01    740-015638  22216-00575  Load SFP
Xcvr 4            REV 01    740-015638  24145-00110  Load SFP
Xcvr 5            REV 01    740-015638  24145-00016  Load SFP
Xcvr 6            REV 01    740-015638  24145-00175  Load SFP
Xcvr 7            NON-JNPR   23393-00627  UNKNOWN
QXM 0             REV 05    711-028408  YF4681        MPC QXM
QXM 1             REV 05    711-028408  YF4817        MPC QXM
Fan Tray 0        REV 01    710-021113  XL3645        MX240 Fan Tray

```

#### show chassis hardware (MX240, MX480, MX960 routers with Application Services Modular Line Card)

```

user@host> show chassis hardware
Hardware inventory:
Item              Version  Part number  Serial number  Description
Chassis                               JN11D969BAFA  MX960
Midplane          REV 03    710-013698  ACAA2362      MX960 Backplane
FPM Board         REV 03    710-014974  ZR0639        Front Panel Display

```

PDM	Rev 03	740-013110	QCS152250SX	Power Distribution Module
PEM 0	Rev 10	740-013683	QCS1512718W	DC Power Entry Module
PEM 1	Rev 10	740-013683	QCS1512702Y	DC Power Entry Module
Routing Engine 0	REV 15	740-013063	9012024667	RE-S-2000
Routing Engine 1	REV 15	740-013063	9012024649	RE-S-2000
CB 0	REV 14	750-031391	ZJ7749	Enhanced MX SCB
CB 1	REV 14	750-031391	ZJ7750	Enhanced MX SCB
CB 2	REV 14	750-031391	ZY9233	Enhanced MX SCB
FPC 0	REV 17	750-031089	YR7434	MPC Type 2 3D
CPU				
FPC 1	REV 11	750-037207	ZW9727	AS-MCC
CPU	REV 04	711-038173	ZW4817	AS-MCC-PMB
MIC 0	REV 01	750-037214	ZH3764	AS-MSC
PIC 0		BUILTIN	BUILTIN	AS-MSC
MIC 1	REV 01	711-028408	JZ9200	AS-MXC
PIC 2		BUILTIN	BUILTIN	AS-MXC
FPC 4	REV 30	750-028467	ABBN0232	MPC 3D 16x 10GE
CPU				
FPC 5	REV 04	750-037207	ZK9074	AS-MCC
CPU				
Fan Tray 0	REV 05	740-014971	VT5683	Fan Tray
Fan Tray 1	REV 05	740-014971	VT5684	Fan Tray

**show chassis hardware extensive (MX240, MX480, MX960 routers with Application Services Modular Line Card)**

user@host> show chassis hardware extensive

```

ID: AS-MCC                                FRU Model Number: 750-037207
Board Information Record:
Address 0x00: ff ff ff ff ff ff ff ff ff ff ff ff ff ff ff ff I2C Hex Data:
Address 0x00: 7f b0 02 ff 0b 37 01 0b 52 45 56 20 31 31 00 00
Address 0x10: 00 00 00 00 37 35 30 2d 30 33 37 32 30 37 00 00
Address 0x20: 53 2f 4e 20 5a 57 39 37 32 37 00 00 00 11 02 07
Address 0x30: dc ff ff ff ff ff ff ff ff ff ff ff ff ff ff ff
Address 0x40: ff ff ff ff 01 50 52 4f 54 4f 58 43 4c 45 49 37
Address 0x50: 35 30 2d 30 33 37 32 30 37 00 00 00 00 00 00 00
Address 0x60: 00 00 00 00 00 00 31 31 00 ff ff ff ff ff ff ff
Address 0x70: ff ff ff 5e ff ff ff ff ff ff ff ff ff ff ff ff
CPU                                REV 04    711-038173    ZW4817    AS-MCC-PMB
Jedec Code: 0x7fb0                EEPROM Version: 0x02
P/N: 711-038173                   S/N: ZW4817
Assembly ID: 0x0b38               Assembly Version: 01.04
Date: 12-30-2011                  Assembly Flags: 0x00
Version: REV 04
ID: AS-MCC-PMB
Board Information Record:
Address 0x00: ff ff ff ff ff ff ff ff ff ff ff ff ff ff ff ff I2C Hex Data:
Address 0x00: 7f b0 02 ff 0b 38 01 04 52 45 56 20 30 34 00 00
Address 0x10: 00 00 00 00 37 31 31 2d 30 33 38 31 37 33 00 00
Address 0x20: 53 2f 4e 20 5a 57 34 38 31 37 00 00 00 1e 0c 07
Address 0x30: db ff ff ff ff ff ff ff ff ff ff ff ff ff ff ff
Address 0x40: ff ff ff ff 00 50 52 4f 54 4f 58 43 4c 45 49 37
Address 0x50: 31 31 2d 30 33 38 31 37 33 00 00 00 00 00 00 00
Address 0x60: 00 00 00 00 00 00 30 34 00 ff ff ff ff ff ff ff
Address 0x70: ff ff ff 60 00 00 00 00 00 00 00 00 00 00 00 00
MIC 0                                REV 01    750-037214    ZH3764    AS-MSC
Jedec Code: 0x7fb0                EEPROM Version: 0x02
P/N: 750-037214                   S/N: ZH3764
Assembly ID: 0x0a44               Assembly Version: 01.01

```

```

Date:          07-04-2011      Assembly Flags:    0x00
Version:       REV 01
ID: AS-MSC
Board Information Record:
Address 0x00: ff ff ff ff ff ff ff ff ff ff ff ff ff ff ff I2C Hex Data:
Address 0x00: 7f b0 02 ff 0a 44 01 01 52 45 56 20 30 31 00 00
Address 0x10: 00 00 00 00 37 35 30 2d 30 33 37 32 31 34 00 00
Address 0x20: 53 2f 4e 20 5a 48 33 37 36 34 00 00 00 04 07 07
Address 0x30: db ff ff ff ff ff ff ff ff ff ff ff ff ff ff
Address 0x40: ff ff ff ff 00 00 00 00 00 00 00 00 00 00 00 00
Address 0x50: 00 00 00 00 00 00 00 00 00 00 00 00 00 00 00 00
Address 0x60: 00 00 00 00 00 00 00 00 00 00 ff ff ff ff ff ff
Address 0x70: ff ff ff f6 c0 03 e1 bc 00 00 00 00 00 00 00 00
PIC 0          BUILTIN        BUILTIN          AS-MSC
FPC 4          REV 30         750-028467      ABBN0232      MPC 3D 16x 10GE
Jedec Code:    0x7fb0        EEPROM Version:    0x01

```

#### show chassis hardware (MX480 Router with MPC4E)

```

user@host> show chassis hardware
Hardware inventory:

```

Item	Version	Part number	Serial number	Description
Chassis			JN10FF57BAFB	MX480
Midplane	REV 05	750-047849	Good	MX480 Midplane
FPM Board	REV 02	710-017254	KG2066	Front Panel Display
PEM 0	Rev 03	740-017330	QCS081590BJ	PS 1.2-1.7kW; 100-240V
AC in				
PEM 1	Rev 03	740-017330	QCS0815908Z	PS 1.2-1.7kW; 100-240V
AC in				
PEM 2	Rev 03	740-029970	QCS1001U001	PS 1.4-2.52kW; 90-264V
AC in				
Routing Engine 0	REV 05	740-031116	9009089502	RE-S-1800x4
Routing Engine 1	REV 05	740-031116	9009089624	RE-S-1800x4
CB 0	REV 02	750-031391	YE8506	Enhanced MX SCB
CB 1	REV 14	750-031391	ZK8265	Enhanced MX SCB
FPC 2	REV 05	750-037358	ZT0638	MPC4E 3D 32XGE
CPU	REV 07	711-035209	ZK3187	HMPC PMB 2G
PIC 0		BUILTIN	BUILTIN	8X10GE SFPP
PIC 1		BUILTIN	BUILTIN	8X10GE SFPP
PIC 2		BUILTIN	BUILTIN	8X10GE SFPP
PIC 3		BUILTIN	BUILTIN	8X10GE SFPP
FPC 3	REV 06	750-037355	CAAB1144	MPC4E 3D 2CGE+8XGE
CPU	REV 08	711-035209	CAAB1278	HMPC PMB 2G
PIC 0		BUILTIN	BUILTIN	4x10GE SFPP
Xcvr 0	REV 01	740-031980	B11E01439	SFP+-10G-SR
Xcvr 1	REV 01	740-031980	B11D05809	SFP+-10G-SR
PIC 1		BUILTIN	BUILTIN	1X100GE CFP
Xcvr 0		NON-JNPR	D5418	UNKNOWN
PIC 2		BUILTIN	BUILTIN	4x10GE SFPP
PIC 3		BUILTIN	BUILTIN	1X100GE CFP
Xcvr 0		NON-JNPR	X12J00362	CFP-100G-SR10
FPC 4	REV 12.3.10	750-033205	YR9445	MPCE Type 3 3D
CPU				
Fan Tray				Enhanced Left Fan Tray

#### show chassis hardware (MX2020 Router with MPC4E)

```

user@host> show chassis hardware
Hardware inventory:

```

Item	Version	Part number	Serial number	Description
Chassis			JN11E188CAFJ	MX2020

Midplane	REV 04	711-032387	ABAC7474	Lower Backplane
Midplane 1	REV 04	711-032386	ABAC7408	Upper Backplane
PMP 1	REV 03	711-032428	ACAJ1137	Upper Power Midplane
PMP 0	REV 03	711-032426	ACAJ1016	Lower Power Midplane
FPM Board	REV 06	760-040242	ABBT8832	Front Panel Display
PSM 3	REV 0C	740-033727	VK00255	DC 52V Power Supply
Module				
PSM 4	REV 0C	740-033727	VJ00148	DC 52V Power Supply
Module				
PSM 5	REV 0C	740-033727	VK00207	DC 52V Power Supply
Module				
PSM 6	REV 0C	740-033727	VK00319	DC 52V Power Supply
Module				
PSM 7	REV 0C	740-033727	VK00264	DC 52V Power Supply
Module				
PSM 8	REV 0B	740-033727	VG00025	DC 52V Power Supply
Module				
PSM 13	REV 0C	740-033727	VK00274	DC 52V Power Supply
Module				
PSM 14	REV 0C	740-033727	VJ00167	DC 52V Power Supply
Module				
PSM 15	REV 0C	740-033727	VK00299	DC 52V Power Supply
Module				
PSM 16	REV 0C	740-033727	VK00213	DC 52V Power Supply
Module				
PSM 17	REV 0C	740-033727	VK00253	DC 52V Power Supply
Module				
PDM 0	REV 0B	740-038109	VJ00040	DC Power Dist Module
PDM 2	REV 0B	740-038109	VJ00025	DC Power Dist Module
Routing Engine 0	REV 02	740-041821	9009089735	RE-S-1800x4
Routing Engine 1	REV 02	740-041821	9009089731	RE-S-1800x4
CB 0	REV 04	750-040257	ZT2846	Control Board
CB 1	REV 04	750-040257	ZT2877	Control Board
SPMB 0	REV 01	711-041855	ZS2282	PMB Board
SPMB 1	REV 01	711-041855	ZS2261	PMB Board
SFB 0	REV 07	711-032385	ZZ2582	Switch Fabric Board
SFB 1	REV 04	711-032385	ZV4229	Switch Fabric Board
SFB 2	REV 07	711-032385	CAAB4902	Switch Fabric Board
SFB 3	REV 07	711-032385	CAAB4891	Switch Fabric Board
SFB 4	REV 07	711-032385	CAAB4883	Switch Fabric Board
SFB 5	REV 07	711-032385	CAAB4889	Switch Fabric Board
SFB 6	REV 06	711-032385	ZV1818	Switch Fabric Board
SFB 7	REV 07	711-032385	CAAB4897	Switch Fabric Board
FPC 0	REV 34	750-031090	ZT9799	MPC Type 2 3D EQ
CPU	REV 06	711-030884	ZS1122	MPC PMB 2G
MIC 0	REV 11	750-033535	CAAD7674	MIC-3D-10C192-XFP
PIC 0		BUILTIN	BUILTIN	MIC-3D-10C192-XFP
Xcvr 0	REV 01	740-014279	753019A00404	XFP-0C192-SR
MIC 1	REV 14	750-031967	ZM6103	MIC-3D-80C30C12-40C48
PIC 2		BUILTIN	BUILTIN	MIC-3D-80C30C12-40C48
Xcvr 0	REV 01	740-011615	PEF1AZP	SFP-IR
Xcvr 1	REV 01	740-011615	PEF1AZN	SFP-IR
Xcvr 2	REV 01	740-021308	ANA0N8S	SFP+-10G-SR
QXM 0	REV 06	711-028408	ZT9339	MPC QXM
QXM 1	REV 06	711-028408	ZT9237	MPC QXM
FPC 9	REV 34	750-031090	ZT9770	MPC Type 2 3D EQ
CPU	REV 06	711-030884	ZS1302	MPC PMB 2G
MIC 0	REV 24	750-028387	YJ3950	3D 4x 10GE XFP
PIC 0		BUILTIN	BUILTIN	2x 10GE XFP
Xcvr 0		NON-JNPR	T09M52516	XFP-10G-SR
Xcvr 1		NON-JNPR	CA49BK095	XFP-10G-SR

PIC 1			BUILTIN	BUILTIN	2x 10GE XFP
Xcvr 0	REV 02	740-014289	C834XU01T	XFP-10G-SR	
Xcvr 1		NON-JNPR	T09M52515	XFP-10G-SR	
MIC 1	REV 11	750-033535	CAAD7681	MIC-3D-10C192-XFP	
PIC 2		BUILTIN	BUILTIN	MIC-3D-10C192-XFP	
Xcvr 0	REV 01	740-014279	KBQ02BE	XFP-OC192-SR	
QXM 0	REV 06	711-028408	ZT9151	MPC QXM	
QXM 1	REV 06	711-028408	ZT9116	MPC QXM	
FPC 10	REV 27	750-033205	ZL6215	MPCE Type 3 3D	
CPU	REV 07	711-035209	ZK9038	HMPC PMB 2G	
MIC 0	REV 18	750-028380	YG6885	3D 2x 10GE XFP	
PIC 0		BUILTIN	BUILTIN	1x 10GE XFP	
Xcvr 0	REV 01	740-014289	C706XU0AG	XFP-10G-SR	
PIC 1		BUILTIN	BUILTIN	1x 10GE XFP	
Xcvr 0	REV 02	740-014289	T08L84366	XFP-10G-SR	
FPC 14	REV 09	750-037355	CAAF1534	MPC4E 3D 2CGE+8XGE	
CPU	REV 08	711-035209	CAAB9879	HMPC PMB 2G	
PIC 0		BUILTIN	BUILTIN	4x10GE SFPP	
Xcvr 0	REV 01	740-021308	21T511100436	SFP+-10G-SR	
Xcvr 1	REV 01	740-031980	AHPOGPM	SFP+-10G-SR	
Xcvr 2	REV 01	740-031980	123363A00032	SFP+-10G-SR	
Xcvr 3	REV 01	740-021308	19T511100477	SFP+-10G-SR	
PIC 1		BUILTIN	BUILTIN	1X100GE CFP	
Xcvr 0		NON-JNPR	X12J00260	CFP-100G-SR10	
PIC 2		BUILTIN	BUILTIN	4x10GE SFPP	
Xcvr 0	REV 01	740-021308	21T511104086	SFP+-10G-SR	
Xcvr 1	REV 01	740-021308	21T511104627	SFP+-10G-SR	
Xcvr 3	REV 01	740-021308	21T511104644	SFP+-10G-SR	
PIC 3		BUILTIN	BUILTIN	1X100GE CFP	
FPC 19	REV 32	750-028467	ZR2008	MPC 3D 16x 10GE	
CPU	REV 10	711-029089	ZT6933	AMPC PMB	
PIC 0		BUILTIN	BUILTIN	4x 10GE(LAN) SFP+	
Xcvr 0	REV 01	740-021308	19T511100291	SFP+-10G-SR	
Xcvr 1	REV 01	740-021308	AMH02VE	SFP+-10G-SR	
PIC 1		BUILTIN	BUILTIN	4x 10GE(LAN) SFP+	
Xcvr 0	REV 01	740-021308	23T511102128	SFP+-10G-SR	
PIC 2		BUILTIN	BUILTIN	4x 10GE(LAN) SFP+	
Xcvr 0	REV 01	740-021308	AMS15PP	SFP+-10G-SR	
PIC 3		BUILTIN	BUILTIN	4x 10GE(LAN) SFP+	
Xcvr 0	REV 01	740-031980	123363A00716	SFP+-10G-SR	
ADC 0	REV 05	750-043596	CAAC2072	Adapter Card	
ADC 9	REV 01	750-043596	ZV4111	Adapter Card	
ADC 10	REV 05	750-043596	CAAC2058	Adapter Card	
ADC 14	REV 02	750-043596	ZW1561	Adapter Card	
ADC 19	REV 01	750-043596	ZV4127	Adapter Card	
Fan Tray 0	REV 03	760-046960	ACAY0124	172mm FanTray - 6 Fans	
Fan Tray 1	REV 2A	760-046960	ACAY0022	172mm FanTray - 6 Fans	
Fan Tray 2	REV 2A	760-046960	ACAY0023	172mm FanTray - 6 Fans	
Fan Tray 3	REV 2A	760-046960	ACAY0025	172mm FanTray - 6 Fans	

show chassis hardware (MX5, MX10, MX40, MX80, MX240, MX480, and MX960 routers with Enhanced 20-port Gigabit Ethernet MIC)

```
user@host> show chassis hardware
```

Hardware inventory:

Item	Version	Part number	Serial number	Description
Chassis			F3434	MX80-P
Midplane	REV 01	711-044315	ZK2681	MX80-P
PEM 0	Rev 04	740-028288	VE05267	AC Power Entry Module
PEM 1	Rev 04	740-028288	VE05270	AC Power Entry Module
Routing Engine		BUILTIN	BUILTIN	Routing Engine

TFEB 0		BUILTIN	BUILTIN	Forwarding Engine
Processor				
QXM 0	REV 05	711-028408	ZK0952	MPC QXM
FPC 0		BUILTIN	BUILTIN	MPC BUILTIN
MIC 0		BUILTIN	BUILTIN	4x 10GE XFP
PIC 0		BUILTIN	BUILTIN	4x 10GE XFP
FPC 1		BUILTIN	BUILTIN	MPC BUILTIN
MIC 0	REV 02	750-049846	CAAV2153	3D 20x 1GE(LAN)-E,SFP
PIC 0		BUILTIN	BUILTIN	10x 1GE(LAN) -E SFP
Xcvr 0	REV 01	740-011613	AM0816S9B81	SFP-SX
Xcvr 1	REV 02	740-011613	AM0925SBLK7	SFP-SX
Xcvr 2	REV 01	740-011613	UAQ0005	SFP-SX
Xcvr 3	REV 01	740-011613	UAQ000C	SFP-SX
Xcvr 4	REV 01	740-011613	P9F195E	SFP-SX
Xcvr 5	REV 01	740-011613	UAQ0003	SFP-SX
Xcvr 6	REV 01	740-031851	AM1041SU1LD	SFP-SX
Xcvr 8	REV 02	740-013111	B101501	SFP-T
PIC 1		BUILTIN	BUILTIN	10x 1GE(LAN) -E SFP
Xcvr 0	REV 01	740-011613	PFM1ML7	SFP-SX
Xcvr 4	REV 01	740-011613	PE729P6	SFP-SX
Xcvr 6	REV 02	740-011613	AM1014SGC84	SFP-SX
Xcvr 9	REV 01	740-011613	AM0812S8UK3	SFP-SX
MIC 1	REV 26	750-028392	ZY0187	3D 20x 1GE(LAN) SFP
PIC 2		BUILTIN	BUILTIN	10x 1GE(LAN) SFP
Xcvr 0	REV 01	740-011613	P9F1AN9	SFP-SX
Xcvr 5	REV 02	740-011613	AM1003SFUF4	SFP-SX
Xcvr 9	REV 01	740-031851	AM1041SU1LM	SFP-SX
PIC 3		BUILTIN	BUILTIN	10x 1GE(LAN) SFP
Xcvr 4	REV 01	740-011613	PAJ4MYT	SFP-SX
Xcvr 7	+	NON-JNPR	XG32A024	SFP-SX
Xcvr 8		NON-JNPR	PFROV6J	SFP-SX
Xcvr 9	REV 01	740-031851	AM1041SU02U	SFP-SX
Fan Tray				

### show chassis hardware models (MX5, MX10, MX40, MX80, MX240, MX480, and MX960 routers with Enhanced 20-port Gigabit Ethernet MIC)

```

user@host> show chassis hardware models
Hardware inventory:
Item          Version  Part number  Serial number  FRU model number
PEM 0         Rev 04    740-028288   VE05267        PWR-MX80-AC-S
PEM 1         Rev 04    740-028288   VE05270        PWR-MX80-AC-S
Routing Engine
TFEB 0        BUILTIN  BUILTIN
FPC 0         BUILTIN  BUILTIN
FPC 1         BUILTIN  BUILTIN
  MIC 0       REV 02    750-049846   CAAV2153       MIC-3D-20GE-SFP-E
  MIC 1       REV 26    750-028392   ZY0187         MIC-3D-20GE-SFP
Fan Tray      FANTRAY-MX80-S

```

### show chassis hardware (T320 Router)

```

user@host> show chassis hardware
Hardware inventory:
Item          Version  Part number  Serial number  Description
Chassis       REV 04    710-004339   BC1436         T320
Midplane      REV 03    710-004461   BC1407         T320 Backplane
FPM GBUS      REV 04    710-002897   BE0763         T320 FPM Board
FPM Display   REV 05    710-002895   BB2311         FPM Display
CIP           REV 01    740-004359   NB12546        T Series CIP
PEM 0         Rev 01    740-004359   NB12546        Power Entry Module

```

SCG 0	REV 06	710-004455	AY4522	T320 Sonet
Clock Gen.				
Routing Engine 0				unknown
CB 0	REV 13	710-002728	BC1577	T Series
Control Board				
CB 1	REV 13	710-002728	BC1595	T Series
Control Board				
FPC 1	REV 09	710-007531	HS1572	FPC Type 2
CPU	REV 15	710-001726	HR8763	FPC CPU
PIC 0	REV 01	750-010618	CB5579	4x G/E SFP,
1000 BASE				
SFP 0	REV 01	740-007326	P5809Z1	SFP-SX
SFP 1	REV 01	740-007326	P4Q10XU	SFP-SX
SFP 2		NON-JNPR	RA45020031	SFP-SX
SFP 3		NON-JNPR	RA45020032	SFP-SX
PIC 1	REV 01	750-010618	CD9587	4x G/E SFP,
1000 BASE				
SFP 0		NON-JNPR	P5A08QZ	SFP-T
SFP 1	REV 01	740-007326	P4Q133K	SFP-SX
SFP 2	REV 01	740-007326	P5809YY	SFP-SX
SFP 3	REV 01	740-007327	4C81704	SFP-LX
MMB 1	REV 03	710-005555	HR9401	MMB-288mbit
PPB 0	REV 04	710-003758	HR2886	PPB Type 2
FPC 2	REV 07	710-005860	HP2392	FPC Type 1
CPU	REV 14	710-001726	HP7797	FPC CPU
PIC 0	REV 02	750-007643	HM0853	1x G/E QPP,
1000 BASE				
SFP 0	REV 01	740-007326	P11E9JJ	SFP-SX
MMB 1	REV 02	710-005555	HN2379	MMB-288mbit
PPB 0	REV 04	710-003758	HP8092	PPB Type 2
FPC 3	REV 07	710-005860	HP2393	FPC Type 1
CPU	REV 14	710-001726	HP0968	FPC CPU
PIC 0	REV 01	750-010240	CB5363	1x G/E SFP,
1000 BASE				
SFP 0	REV 01	740-007326	P4R0PNH	SFP-SX
PIC 1	REV 03	750-003034	HD2832	4x OC-3 SONET,
SMIR				
MMB 1	REV 02	710-005555	HN6307	MMB-288mbit
PPB 0	REV 04	710-003758	HP5051	PPB Type 2
FPC 4	REV 01	710-010845	JD3872	FPC Type 4
CPU	REV 02	710-011481	JB6042	FPC CPU
5	REV 01	710-005802	BC1566	FPC Type 2
CPU	REV 09	710-001726	AY4922	FPC CPU
PIC 0	REV 02	750-008155	BE2114	2x G/E QPP,
1000 BASE				
SFP 0	REV 01	740-007326	P4R0PMQ	SFP-SX
SFP 1	REV 01	740-007326	P4R0PN9	SFP-SX
PIC 1	REV 01	750-008155	BE2116	2x G/E QPP,
1000 BASE				
SFP 0	REV 01	740-007326	P4R0PNZ	SFP-SX
SFP 1		NON-JNPR	2908	SFP-T
MMB 1	REV 01	710-005555	AZ2246	MMB-288mbit
PPB 0	REV 03	710-003758	AY4839	PPB Type 2
FPC 7	REV 01	710-005803	AZ2123	FPC Type 3
...				

### show chassis hardware (T640 Router)

```
user@host> show chassis hardware
```

```
Hardware inventory:
```

Item	Version	Part number	Serial number	Description
------	---------	-------------	---------------	-------------

Chassis			19182	T640
Midplane	REV 04	710-002726	AX5608	T640 Backplane
FPM GBUS	REV 02	710-002901	HE3064	T640 FPM Board
FPM Display	REV 02	710-002897	HE7864	FPM Display
CIP	REV 05	710-002895	HA5024	T Series CIP
PEM 0	Rev 02	740-029522	VH26235	AC PEM 10kW US
PEM 1	Rev 02	740-029522	VH26230	AC PEM 10kW US
SCG 0	REV 03	710-003423	HA4508	T640 Sonet Clock Gen.
Routing Engine 0	REV 02	740-005022	210865700483	RE-3.0 (RE-600)
CB 0	REV 01	710-002728	HD3044	T Series Control Board
FPC 2	REV 04	710-001721	HD5572	FPC Type 3
CPU	REV 06	710-001726	HA4712	FPC CPU
PIC 1	REV 03	750-009567	HV2331	1x 10GE(LAN),XENPAK
SFP 0	REV 01	740-009898	USC202R103	XENPAK-SR
PIC 2	REV 03	750-009567	HV2332	1x 10GE(LAN),XENPAK
SFP 0	REV 01	740-011268	USC202R112	XENPAK-ZR
PIC 3	REV 03	750-009567	HX4416	1x 10GE(LAN),XENPAK
SFP 0	REV 01	740-012056	434TC004	XENPAK-CX4
PIC 4	REV 03	750-009567	HX4420	1x 10GE(LAN),XENPAK
SFP 0	REV 01	740-012058	434TC124	XENPAK-LX4
FPC 5	REV 01	710-013553	JE4839	E2-FPC Type 1
CPU	REV 01	710-013569	JW9163	FPC CPU
PIC 0	REV 01	750-009567	HX4419	1x 10GE(LAN),XENPAK
SFP 0	REV 01	740-009898	USC202RT05	XENPAK-LR
PIC 1	REV 03	750-009567	HN7426	1x 10GE(LAN),XENPAK
SFP 0	REV 01	740-009550	03L90051	XENPAK-ER
PIC 2	REV 03	750-009467	HT7423	1x 10GE(LAN),XENPAK
SFP 0		NON-JNPR		UNKNOWN
PIC 3	REV 04	750-005100	AY4850	1x 10GE(LAN),DWDM
FPC 4	REV 01	710-010845	JD3872	FPC Type 4
CPU	REV 02	710-011481	JB6042	FPC CPU
Fan Tray 0				Front Top Fan Tray
Fan Tray 1				Front Bottom Fan Tray
Fan Tray 2				Rear Fan Tray

### show chassis hardware models (T640 Router)

```
user@host> show chassis hardware models
```

Hardware inventory:				
Item	Version	Part number	CLEI code	FRU model number
Midplane	REV 04	710-002726		CHAS-BP-T640-S
FPM Display	REV 02	710-002897		CRAFT-T640-S
CIP	REV 05	710-002895		CIP-L-T640-S
PEM 0	Rev 01	740-002595		PWR-T-DC-S
SCG 0	REV 04	710-003423		SCG-T-S
SCG 1	REV 04	710-003423		SCG-T-S
Routing Engine 0	REV 01	740-005022		RE-600-2048-S
Routing Engine 1	REV 07	740-005022		RE-600-2048-S
CB 0	REV 06	710-002726		CHAS-BP-T640-S
CB 1	REV 06	710-002728		CB-L-T-S
FPC 5	REV 05	710-007527		T640-FPC2
PIC 0	REV 05	750-002510		PB-2GE-SX
PIC 1	REV 05	750-001901		PB-40C12-SON-SMIR
FPC 6	REV 03	710-001721		T640-FPC3
PIC 1	REV 01	750-009553		PC-40C48-SON-SFP
SIB 4	REV 02	750-005486		SIB-I-T640-S
Fan Tray 0				FANTRAY-T-S
Fan Tray 1				FANTRAY-T-S
Fan Tray 2				FAN-REAR-TX-T640-S

## show chassis hardware extensive (T640 Router)

```

user@host> show chassis hardware extensive
Hardware inventory:
Item          Version  Part number  Serial number  Description
Chassis
Jedec Code:   0x7fb0          EEPROM Version: 0x01
P/N:          .....        S/N:           .....
Assembly ID:  0x0507          Assembly Version: 00.00
Date:         00-00-0000      Assembly Flags:  0x00
Version:      .....
ID: Gibson LCC Chassis
Board Information Record:
Address 0x00: 00 00 00 00 00 00 00 00 00 00 00 00 00 00 00 00
I2C Hex Data:
Address 0x00: 7f b0 01 ff 05 07 00 00 00 00 00 00 00 00 00 00
Address 0x10: 00 00 00 00 00 00 00 00 00 00 00 00 00 00 00 00
Address 0x20: ff ff ff ff ff ff ff ff ff ff ff ff ff 00 00 00 00
Address 0x30: 00 00 00 00 00 00 00 00 00 00 00 00 00 00 00 00
Address 0x40: 00 00 00 00 00 00 00 00 00 00 00 00 00 00 00 00
Midplane      REV 04    710-002726  AX5633
Jedec Code:   0x7fb0          EEPROM Version: 0x01
P/N:          710-002726.     S/N:           AX5633.
Assembly ID:  0x0127          Assembly Version: 01.04
Date:         06-27-2001      Assembly Flags:  0x00
Version:      REV 04.....
ID: Gibson Backplane
Board Information Record:
Address 0x00: ad 01 08 00 00 90 69 0e f8 00 ff ff ff ff ff ff
I2C Hex Data:
Address 0x00: 7f b0 01 ff 01 27 01 04 52 45 56 20 30 34 00 00
Address 0x10: 00 00 00 00 37 31 30 2d 30 30 32 37 32 36 00 00
Address 0x20: 53 2f 4e 20 41 58 35 36 33 33 00 00 00 1b 06 07
Address 0x30: d1 ff ff ff ad 01 08 00 00 90 69 0e f8 00 ff ff
Address 0x40: ff ff ff ff ff ff ff ff ff ff ff ff ff ff ff ff
FPM GBUS      REV 02    710-002901  HE3245
...
FPM Display   REV 02    710-002897  HA4873
...
CIP           REV 05    710-002895  HA4729
...
PEM 1         RevX02    740-002595  MD21815          Power Entry Module
...
SCG 0         REV 04    710-003423  HF6023
...
SCG 1         REV 04    710-003423  HF6061
...
Routing Engine 0 REV 01    740-005022  210865700292    RE-3.0
...
CB 0          REV 06    710-002728  HE3614
...
FPC 1         REV 01    710-002385  HE3009          FPC Type 1
...          REV 06    710-001726  HC0010

```

## show chassis hardware (T4000 Router)

```

user@host> show chassis hardware
Hardware inventory:
Item          Version  Part number  Serial number  Description
Chassis
Midplane      REV 01    710-027486  RC8355         T-series Backplane

```

FPM GBUS	REV 13	710-002901	BBAE0927	T640 FPM Board
FPM Display	REV 01	710-021387	EF6764	T1600 FPM Display
CIP	REV 06	710-002895	BBAD9210	T-series CIP
PEM 0	REV 01	740-036442	VA00016	Power Entry Module 6x60
SCG 0	REV 18	710-003423	BBAD7248	T640 Sonet Clock Gen.
SCG 1	REV 18	710-003423	BBAE3874	T640 Sonet Clock Gen.
Routing Engine 0	REV 05	740-026941	P737F-002248	RE-DUO-1800
Routing Engine 1	REV 06	740-026941	P737F-002653	RE-DUO-1800
CB 0	REV 09	710-022597	ED0295	LCC Control Board
CB 1	REV 09	710-022597	EA6050	LCC Control Board
FPC 0	REV 26	750-032819	EK1173	FPC Type 5-3D
CPU	REV 12	711-030686	EJ8584	SNG PMB
PIC 0	REV 07	750-034624	EF6837	12x10GE (LAN/WAN) SFPP
Xcvr 0	REV 01	740-031980	123363A01145	SFP+-10G-SR
Xcvr 1	REV 01	740-031980	123363A01147	SFP+-10G-SR
Xcvr 2	REV 01	740-031980	AJJ01P3	SFP+-10G-SR
Xcvr 3	REV 01	740-031980	B10M03256	SFP+-10G-SR
Xcvr 4	REV 01	740-031980	AJJ01M2	SFP+-10G-SR
Xcvr 5	REV 01	740-031980	123363A01137	SFP+-10G-SR
Xcvr 6	REV 01	740-031980	AJJ01PN	SFP+-10G-SR
Xcvr 7	REV 01	740-031980	AJJ01NW	SFP+-10G-SR
Xcvr 8	REV 01	740-031980	123363A01139	SFP+-10G-SR
Xcvr 9	REV 01	740-031980	AJJ01KE	SFP+-10G-SR
Xcvr 10	REV 01	740-031980	123363A01336	SFP+-10G-SR
Xcvr 11	REV 01	740-031980	B10M01325	SFP+-10G-SR
PIC 1	REV 07	750-034624	EF6800	12x10GE (LAN/WAN) SFPP
Xcvr 0	REV 01	740-031980	AJJ01SA	SFP+-10G-SR
Xcvr 1	REV 01	740-031980	AJJ01QZ	SFP+-10G-SR
Xcvr 2	REV 01	740-031980	AJH0217	SFP+-10G-SR
Xcvr 3	REV 01	740-031980	AJJ01TE	SFP+-10G-SR
Xcvr 4	REV 01	740-031980	AJJ01KV	SFP+-10G-SR
Xcvr 5	REV 01	740-031980	AJJ01MU	SFP+-10G-SR
Xcvr 6	REV 01	740-031980	AJJ01R0	SFP+-10G-SR
Xcvr 7	REV 01	740-031980	AJJ01TC	SFP+-10G-SR
Xcvr 8	REV 01	740-031980	AJJ0364	SFP+-10G-SR
Xcvr 9	REV 01	740-031980	AJD0GV3	SFP+-10G-SR
Xcvr 10	REV 01	740-031980	B10M03343	SFP+-10G-SR
Xcvr 11	REV 01	740-031980	AJJ01QJ	SFP+-10G-SR
LMB 0	REV 05	711-034381	EJ8490	Type-0 LMB
LMB 1	REV 04	711-035774	EJ8517	Type-1 LMB
LMB 2	REV 05	711-034381	EJ8489	Type-0 LMB
FPC 3	REV 07	750-032819	EG3637	FPC Type 5-3D
CPU	REV 09	711-030686	EG0150	SNG PMB
PIC 0	REV 08	750-035293	EF3657	1x100GE
Xcvr 0	REV 01	740-032210	C22CQNJ	CFP-100G-LR4
PIC 1	REV 10	750-034624	BBAN4098	12x10GE (LAN/WAN) SFPP
Xcvr 0	REV 01	740-031980	B11J04902	SFP+-10G-SR
Xcvr 1	REV 01	740-031980	B11J04891	SFP+-10G-SR
Xcvr 2	REV 01	740-031980	AJJ01MX	SFP+-10G-SR
Xcvr 3	REV 01	740-031980	B11J04183	SFP+-10G-SR
Xcvr 4	REV 01	740-031980	B11J04894	SFP+-10G-SR
Xcvr 5	REV 01	740-031980	B11J04184	SFP+-10G-SR
Xcvr 6	REV 01	740-031980	B11J04897	SFP+-10G-SR
Xcvr 7	REV 01	740-031980	B11J04899	SFP+-10G-SR
Xcvr 8	REV 01	740-031980	AJJ01TV	SFP+-10G-SR
Xcvr 9	REV 01	740-031980	B11J04057	SFP+-10G-SR
Xcvr 10	REV 01	740-031980	AJJ01M4	SFP+-10G-SR
Xcvr 11	REV 01	740-031980	B11J04905	SFP+-10G-SR
LMB 0	REV 04	711-034381	EG1524	Type-0 LMB
LMB 1	REV 03	711-035774	EG0345	Type-1 LMB
LMB 2	REV 04	711-034381	EG1522	Type-0 LMB

FPC 5	REV 03	710-033871	BBAJ0768	FPC Type 4-ES
CPU	REV 11	710-016744	BBAH9342	ST-PMB2
PIC 0	REV 09	750-029262	EE6789	100GE
PIC 1	REV 03	750-034781	EE6655	100GE CFP
Xcvr 0	REV 01	740-032210	J11A22334	CFP-100G-LR4
BRIDGE 0	REV 03	711-029995	EE6572	100GE Bridge Board
MMB 0	REV 07	710-025563	BBAJ4657	ST-MMB2
MMB 1	REV 07	710-025563	BBAJ3073	ST-MMB2
FPC 6	REV 05	750-010153	EF4936	FPC Type 5-3D
CPU	REV 06	711-030686	EF4189	SNG PMB
PIC 0	REV 10	750-034624	BBAN4109	12x10GE (LAN/WAN) SFPP
Xcvr 0	REV 01	740-031980	B11J04895	SFP+-10G-SR
Xcvr 1	REV 01	740-031980	B11J04898	SFP+-10G-SR
Xcvr 2	REV 01	740-031980	B11J04021	SFP+-10G-SR
Xcvr 3	REV 01	740-031980	B11J04903	SFP+-10G-SR
Xcvr 4	REV 01	740-031980	B11J04311	SFP+-10G-SR
Xcvr 5	REV 01	740-031980	B11J04059	SFP+-10G-SR
Xcvr 6	REV 01	740-031980	B11J04016	SFP+-10G-SR
Xcvr 7	REV 01	740-031980	B11J04017	SFP+-10G-SR
Xcvr 8	REV 01	740-031980	B11J04887	SFP+-10G-SR
Xcvr 9	REV 01	740-031980	B11J04297	SFP+-10G-SR
Xcvr 10	REV 01	740-031980	B11J04893	SFP+-10G-SR
Xcvr 11	REV 01	740-031980	B11J04022	SFP+-10G-SR
PIC 1	REV 02	750-034624	EE3711	12x10GE (LAN/WAN) SFPP
Xcvr 0	REV 01	740-031980	AJH033X	SFP+-10G-SR
Xcvr 1	REV 01	740-031980	AJJ01N0	SFP+-10G-SR
Xcvr 2	REV 01	740-031980	AJJ01SV	SFP+-10G-SR
Xcvr 3	REV 01	740-031980	AJJ032L	SFP+-10G-SR
Xcvr 4	REV 01	740-031980	B10M01593	SFP+-10G-SR
Xcvr 5	REV 01	740-031980	AJD0FF1	SFP+-10G-SR
Xcvr 6	REV 01	740-031980	AJJ01NU	SFP+-10G-SR
Xcvr 7	REV 01	740-031980	123363A01305	SFP+-10G-SR
Xcvr 8	REV 01	740-031980	B10M00361	SFP+-10G-SR
Xcvr 9	REV 01	740-031980	AJJ01M7	SFP+-10G-SR
Xcvr 10	REV 01	740-031980	AJJ032X	SFP+-10G-SR
Xcvr 11	REV 01	740-031980	AJJ01PG	SFP+-10G-SR
LMB 0	REV 04	711-034381	EF3838	Type-0 LMB
LMB 1	REV 03	711-035774	EF3821	Type-1 LMB
LMB 2	REV 04	711-034381	EF3834	Type-0 LMB
SPMB 0	REV 05	710-023321	ED1990	LCC Switch CPU
SPMB 1	REV 05	710-023321	EA2768	LCC Switch CPU
SIB 0	REV 02	711-036340	EF8802	SIB-HC-3D
SIB 1	REV 07	711-036340	EG2286	SIB-HC-3D
SIB 2	REV 07	711-036340	EG2252	SIB-HC-3D
SIB 3	REV 02	711-036340	EF1358	SIB-HC-3D
SIB 4	REV 02	711-036340	EF8806	SIB-HC-3D
Fan Tray 0				Front Top Fan Tray
Fan Tray 1				Front Bottom Fan Tray
-- Rev 2				
Fan Tray 2				Rear Fan Tray -- Rev 3

#### show chassis hardware (T4000 Router with 16 GB line card chassis (LCC) Routing Engine)

```
user@host> show chassis hardware
```

```
Hardware inventory:
```

Item	Version	Part number	Serial number	Description
Chassis			JN11BDF2CAHA	T1600
Midplane	REV 01	710-027486	ACAJ0774	T640 Backplane
FPM GBUS	REV 13	710-002901	BBAL6812	T640 FPM Board
FPM Display	REV 04	710-021387	BBAP2679	T1600 FPM Display
CIP	REV 06	710-002895	BBAP4758	T-series CIP

PEM 0	Rev 03	740-026384	XF86421	Power Entry Module 3x80
PEM 1	Rev 03	740-026384	XF86429	Power Entry Module 3x80
SCG 0	REV 18	710-003423	BBAP1896	T640 Sonet Clock Gen.
SCG 1	REV 18	710-003423	BBAN8659	T640 Sonet Clock Gen.
Routing Engine 0	REV 01	740-042243	737F-002238	RE-DUO-1800-16G
Routing Engine 1	REV 01	740-042243	737F-002403	RE-DUO-1800-16G
CB 1	REV 11	710-022597	EK4526	LCC Control Board
CB 1	REV 11	710-022597	EK4527	LCC Control Board
FPC 0	REV 05	710-033871	EK5644	FPC Type 4-ES
CPU	REV 11	710-016744	EK3428	ST-PMB2
PIC 0	REV 20	750-017405	EJ3041	4x 10GE (LAN/WAN) XFP
PIC 1	REV 17	750-026962	EH7536	10x10GE (LAN/WAN) SFPP
MMB 0	REV 07	710-025563	EK6039	ST-MMB2
MMB 1	REV 07	710-025563	EK6086	ST-MMB2
FPC 1	REV 05	710-033871	EK6583	FPC Type 4-ES
CPU	REV 11	710-016744	EK3401	ST-PMB2
PIC 0	REV 17	750-026962	EJ8948	10x10GE (LAN/WAN) SFPP
MMB 0	REV 07	710-025563	EK6202	ST-MMB2
MMB 1	REV 07	710-025563	EK6112	ST-MMB2
SPMB 1	REV 05	710-023321	EK4900	LCC Switch CPU
SIB 0	REV 11	710-013074	EK5958	SIB-I8-SF
SIB 1	REV 11	710-013074	EK4606	SIB-I8-SF
SIB 2	REV 11	710-013074	EK5971	SIB-I8-SF
SIB 3	REV 11	710-013074	EK4609	SIB-I8-SF
SIB 4	REV 11	710-013074	EK4602	SIB-I8-SF
Fan Tray 0				Front Top Fan Tray
Fan Tray 1				Front Bottom Fan Tray
Fan Tray 2				Rear Fan Tray -- Rev 2

#### show chassis hardware (T4000 Router with LSR FPC)

```
user@host> show chassis hardware
Hardware inventory:
Item          Version  Part number  Serial number  Description
Chassis                               JN1173A24AHA  T4000
FPC 3         REV     750-048373  AN7797         FPC Type 5-LSR
CPU          REV 10  711-030686  AN6649         SNG PMB
PIC 0         REV 07  750-034624  EF6830         12x10GE (LAN/WAN) SFPP
```

#### show chassis hardware clei-models (T4000 Router)

```
user@host> show chassis hardware clei-models
Hardware inventory:
Item          Version  Part number  CLEI code  FRU model number
Midplane      REV 01  710-027486  IPMJ700DRD CHAS-BP-T1600-S
FPM Display   REV 01  710-021387  CRAFT-T1600-S
CIP           REV 06  710-002895  CIP-L-T640-S
PEM 0         REV 01  740-036442  IPUPAG6KAA PWR-T-6-60-DC
SCG 0         REV 18  710-003423  SCG-T-S
SCG 1         REV 18  710-003423  SCG-T-S
Routing Engine 0 REV 05  740-026941  RE-DUO-C1800-8G-S
Routing Engine 1 REV 06  740-026941  RE-DUO-C1800-8G-S
CB 0          REV 09  710-022597  CB-LCC-S
CB 1          REV 09  710-022597  CB-LCC-S
FPC 3
PIC 0         REV 08  750-035293  XXXXXXXXBB PF-1CGE-CFP
PIC 1         REV 10  750-034624  XXXXXXXXCC PF-12XGE-SFPP
FPC 5         REV 03  710-033871  IPUCAMBCTD T1600-FPC4-ES
PIC 1         REV 03  750-034781  IPUIBKLMAA PD-1CE-CFP-FPC4
FPC 6
PIC 0         REV 10  750-034624  XXXXXXXXCC PF-12XGE-SFPP
```

Fan Tray 0	FANTRAY-T-S
Fan Tray 1	FANTRAY-T4000-S
Fan Tray 2	FANTRAY-TXP-R-S

**show chassis hardware detail (T4000 Router)**

```

user@host> show chassis hardware detail
Hardware inventory:

```

Item	Version	Part number	Serial number	Description
Chassis			JN1172F25AHA	T4000
Midplane	REV 01	710-027486	RC8355	T-series Backplane
FPM GBUS	REV 13	710-002901	BBAE0927	T640 FPM Board
FPM Display	REV 01	710-021387	EF6764	T1600 FPM Display
CIP	REV 06	710-002895	BBAD9210	T-series CIP
PEM 0	REV 01	740-036442	VA00016	Power Entry Module 6x60
SCG 0	REV 18	710-003423	BBAD7248	T640 Sonet Clock Gen.
SCG 1	REV 18	710-003423	BBAE3874	T640 Sonet Clock Gen.
Routing Engine 0	REV 05	740-026941	P737F-002248	RE-DUO-1800
ad0 3823 MB	SMART CF		2009121602A661576157	Compact Flash
ad1 59690 MB	STEC MACH-8 SSD		STM000103FDB	Disk 1
Routing Engine 1	REV 06	740-026941	P737F-002653	RE-DUO-1800
ad0 3823 MB	SMART CF		201011150153F52CF52C	Compact Flash
ad1 62720 MB	SMART Lite SATA Drive		2010110900150A880A88	Disk 1
CB 0	REV 09	710-022597	ED0295	LCC Control Board
CB 1	REV 09	710-022597	EA6050	LCC Control Board
FPC 0	REV 26	750-032819	EK1173	FPC Type 5-3D
CPU	REV 12	711-030686	EJ8584	SNG PMB
PIC 0	REV 07	750-034624	EF6837	12x10GE (LAN/WAN) SFPP
Xcvr 0	REV 01	740-031980	123363A01145	SFP+-10G-SR
Xcvr 1	REV 01	740-031980	123363A01147	SFP+-10G-SR
Xcvr 2	REV 01	740-031980	AJJ01P3	SFP+-10G-SR
Xcvr 3	REV 01	740-031980	B10M03256	SFP+-10G-SR
Xcvr 4	REV 01	740-031980	AJJ01M2	SFP+-10G-SR
Xcvr 5	REV 01	740-031980	123363A01137	SFP+-10G-SR
Xcvr 6	REV 01	740-031980	AJJ01PN	SFP+-10G-SR
Xcvr 7	REV 01	740-031980	AJJ01NW	SFP+-10G-SR
Xcvr 8	REV 01	740-031980	123363A01139	SFP+-10G-SR
Xcvr 9	REV 01	740-031980	AJJ01KE	SFP+-10G-SR
Xcvr 10	REV 01	740-031980	123363A01336	SFP+-10G-SR
Xcvr 11	REV 01	740-031980	B10M01325	SFP+-10G-SR
PIC 1	REV 07	750-034624	EF6800	12x10GE (LAN/WAN) SFPP
Xcvr 0	REV 01	740-031980	AJJ01SA	SFP+-10G-SR
Xcvr 1	REV 01	740-031980	AJJ01QZ	SFP+-10G-SR
Xcvr 2	REV 01	740-031980	AJH0217	SFP+-10G-SR
Xcvr 3	REV 01	740-031980	AJJ01TE	SFP+-10G-SR
Xcvr 4	REV 01	740-031980	AJJ01KV	SFP+-10G-SR
Xcvr 5	REV 01	740-031980	AJJ01MU	SFP+-10G-SR
Xcvr 6	REV 01	740-031980	AJJ01R0	SFP+-10G-SR
Xcvr 7	REV 01	740-031980	AJJ01TC	SFP+-10G-SR
Xcvr 8	REV 01	740-031980	AJJ0364	SFP+-10G-SR
Xcvr 9	REV 01	740-031980	AJD0GV3	SFP+-10G-SR
Xcvr 10	REV 01	740-031980	B10M03343	SFP+-10G-SR
Xcvr 11	REV 01	740-031980	AJJ01QJ	SFP+-10G-SR
LMB 0	REV 05	711-034381	EJ8490	Type-0 LMB
LMB 1	REV 04	711-035774	EJ8517	Type-1 LMB
LMB 2	REV 05	711-034381	EJ8489	Type-0 LMB
FPC 3	REV 07	750-032819	EG3637	FPC Type 5-3D
CPU	REV 09	711-030686	EG0150	SNG PMB
PIC 0	REV 08	750-035293	EF3657	1x100GE
Xcvr 0	REV 01	740-032210	C22CQNJ	CFP-100G-LR4
PIC 1	REV 10	750-034624	BBAN4098	12x10GE (LAN/WAN) SFPP

Xcvr 0	REV 01	740-031980	B11J04902	SFP+-10G-SR
Xcvr 1	REV 01	740-031980	B11J04891	SFP+-10G-SR
Xcvr 2	REV 01	740-031980	AJJ01MX	SFP+-10G-SR
Xcvr 3	REV 01	740-031980	B11J04183	SFP+-10G-SR
Xcvr 4	REV 01	740-031980	B11J04894	SFP+-10G-SR
Xcvr 5	REV 01	740-031980	B11J04184	SFP+-10G-SR
Xcvr 6	REV 01	740-031980	B11J04897	SFP+-10G-SR
Xcvr 7	REV 01	740-031980	B11J04899	SFP+-10G-SR
Xcvr 8	REV 01	740-031980	AJJ01TV	SFP+-10G-SR
Xcvr 9	REV 01	740-031980	B11J04057	SFP+-10G-SR
Xcvr 10	REV 01	740-031980	AJJ01M4	SFP+-10G-SR
Xcvr 11	REV 01	740-031980	B11J04905	SFP+-10G-SR
LMB 0	REV 04	711-034381	EG1524	Type-0 LMB
LMB 1	REV 03	711-035774	EG0345	Type-1 LMB
LMB 2	REV 04	711-034381	EG1522	Type-0 LMB
FPC 5	REV 03	710-033871	BBAJ0768	FPC Type 4-ES
CPU	REV 11	710-016744	BBAH9342	ST-PMB2
PIC 0	REV 09	750-029262	EE6789	100GE
PIC 1	REV 03	750-034781	EE6655	100GE CFP
Xcvr 0	REV 01	740-032210	J11A22334	CFP-100G-LR4
BRIDGE 0	REV 03	711-029995	EE6572	100GE Bridge Board
MMB 0	REV 07	710-025563	BBAJ4657	ST-MMB2
MMB 1	REV 07	710-025563	BBAJ3073	ST-MMB2
FPC 6	REV 05	750-010153	EF4936	FPC Type 5-3D
CPU	REV 06	711-030686	EF4189	SNG PMB
PIC 0	REV 10	750-034624	BBAN4109	12x10GE (LAN/WAN) SFPP
Xcvr 0	REV 01	740-031980	B11J04895	SFP+-10G-SR
Xcvr 1	REV 01	740-031980	B11J04898	SFP+-10G-SR
Xcvr 2	REV 01	740-031980	B11J04021	SFP+-10G-SR
Xcvr 3	REV 01	740-031980	B11J04903	SFP+-10G-SR
Xcvr 4	REV 01	740-031980	B11J04311	SFP+-10G-SR
Xcvr 5	REV 01	740-031980	B11J04059	SFP+-10G-SR
Xcvr 6	REV 01	740-031980	B11J04016	SFP+-10G-SR
Xcvr 7	REV 01	740-031980	B11J04017	SFP+-10G-SR
Xcvr 8	REV 01	740-031980	B11J04887	SFP+-10G-SR
Xcvr 9	REV 01	740-031980	B11J04297	SFP+-10G-SR
Xcvr 10	REV 01	740-031980	B11J04893	SFP+-10G-SR
Xcvr 11	REV 01	740-031980	B11J04022	SFP+-10G-SR
PIC 1	REV 02	750-034624	EE3711	12x10GE (LAN/WAN) SFPP
Xcvr 0	REV 01	740-031980	AJH033X	SFP+-10G-SR
Xcvr 1	REV 01	740-031980	AJJ01N0	SFP+-10G-SR
Xcvr 2	REV 01	740-031980	AJJ01SV	SFP+-10G-SR
Xcvr 3	REV 01	740-031980	AJJ032L	SFP+-10G-SR
Xcvr 4	REV 01	740-031980	B10M01593	SFP+-10G-SR
Xcvr 5	REV 01	740-031980	AJD0FF1	SFP+-10G-SR
Xcvr 6	REV 01	740-031980	AJJ01NU	SFP+-10G-SR
Xcvr 7	REV 01	740-031980	123363A01305	SFP+-10G-SR
Xcvr 8	REV 01	740-031980	B10M00361	SFP+-10G-SR
Xcvr 9	REV 01	740-031980	AJJ01M7	SFP+-10G-SR
Xcvr 10	REV 01	740-031980	AJJ032X	SFP+-10G-SR
Xcvr 11	REV 01	740-031980	AJJ01PG	SFP+-10G-SR
LMB 0	REV 04	711-034381	EF3838	Type-0 LMB
LMB 1	REV 03	711-035774	EF3821	Type-1 LMB
LMB 2	REV 04	711-034381	EF3834	Type-0 LMB
SPMB 0	REV 05	710-023321	ED1990	LCC Switch CPU
SPMB 1	REV 05	710-023321	EA2768	LCC Switch CPU
SIB 0	REV 02	711-036340	EF8802	SIB-HC-3D
SIB 1	REV 07	711-036340	EG2286	SIB-HC-3D
SIB 2	REV 07	711-036340	EG2252	SIB-HC-3D
SIB 3	REV 02	711-036340	EF1358	SIB-HC-3D
SIB 4	REV 02	711-036340	EF8806	SIB-HC-3D

Fan Tray 0	Front Top Fan Tray
Fan Tray 1	Front Bottom Fan Tray
-- Rev 2	
Fan Tray 2	Rear Fan Tray -- Rev 3

### show chassis hardware models (T4000 Router)

```
user@host> show chassis hardware models
```

```
Hardware inventory:
Item          Version  Part number  Serial number  FRU model number
Midplane      REV 01   710-027486   RC8355         CHAS-BP-T1600-S
FPM Display   REV 01   710-021387   EF6764         CRAFT-T1600-S
CIP           REV 06   710-002895   BBAD9210       CIP-L-T640-S
PEM 0         REV 01   740-036442   VA00016        PWR-T-6-60-DC
SCG 0         REV 18   710-003423   BBAD7248       SCG-T-S
SCG 1         REV 18   710-003423   BBAE3874       SCG-T-S
Routing Engine 0 REV 05   740-026941   P737F-002248   RE-DUO-C1800-8G-S
Routing Engine 1 REV 06   740-026941   P737F-002653   RE-DUO-C1800-8G-S
CB 0          REV 09   710-022597   ED0295         CB-LCC-S
CB 1          REV 09   710-022597   EA6050         CB-LCC-S
FPC 3
  PIC 0        REV 08   750-035293   EF3657         PF-1CGE-CFP
  PIC 1        REV 10   750-034624   BBAN4098       PF-12XGE-SFPP
FPC 5         REV 03   710-033871   BBAJ0768       T1600-FPC4-ES
  PIC 1        REV 03   750-034781   EE6655         PD-1CE-CFP-FPC4
FPC 6
  PIC 0        REV 10   750-034624   BBAN4109       PF-12XGE-SFPP
Fan Tray 0    FANTRAY-T-S
Fan Tray 1    FANTRAY-T4000-S
Fan Tray 2    FAN-REAR-TXP-LCC
```

### show chassis hardware lcc (TX Matrix Router)

```
user@host> show chassis hardware lcc 0
```

```
lcc0-re0:
```

```
-----
Hardware inventory:
Item          Version  Part number  Serial number  Description
Chassis
Midplane      REV 03   710-005608   RA1408         T640
FPM GBUS      REV 09   710-002901   RA2784         T640 Backplane
FPM Display   REV 05   710-002897   RA2825         T640 FPM Board
CIP           REV 06   710-002895   HT0684         FPM Display
PEM 0         Rev 11   740-002595   PM18483        T Series CIP
PEM 1         Rev 11   740-002595   qb13984        Power Entry Module
SCG 0         REV 11   710-003423   HT0022         Power Entry Module
Routing Engine 0 REV 13   740-005022   210865700363   T640 Sonet Clock Gen.
CB 0          REV 03   710-007655   HW1195         RE-3.0 (RE-600)
FPC 1         REV 05   710-007527   HM3245         Control Board (CB-T)
  CPU         REV 14   710-001726   HM1084         FPC Type 2
  PIC 0        REV 02   750-007218   AZ1112         FPC CPU
  PIC 1        REV 02   750-007745   HG3462         2x OC-12 ATM2 IQ, SMIR
  PIC 2        REV 14   750-001901   BA5390         4x OC-3 SONET, SMIR
  PIC 3        REV 09   750-008155   HS3012         4x OC-12 SONET, SMIR
  SFP 0        NON-JNPR   P1186TY        2x G/E IQ, 1000 BASE
  SFP 1        REV 01   740-007326   P11WLTF        SFP-S
MMB 1         REV 02   710-005555   HL7514         SFP-SX
PPB 0         REV 04   710-003758   HM4405        MMB-288mbit
PPB 1         REV 04   710-003758   AV1960        PPB Type 2
FPC 2         REV 08   710-010154   HZ3578        PPB Type 2
E-FPC Type 3
```

CPU	REV 05	710-010169	HZ3219	FPC CPU-Enhanced
PIC 0	REV 02	750-009567	HX2882	1x 10GE(LAN), XENPAK
SFP 0	REV 01	740-009898	USC202U709	XENPAK-LR
PIC 1	REV 03	750-003336	HJ9954	4x OC-48 SONET, SMSR
PIC 2	REV 01	750-004535	HC0235	1x OC-192 SM SR1
PIC 3	REV 07	750-007141	HX1699	10x 1GE(LAN), 1000 BASE
SFP 0	REV 01	740-007326	2441042	SFP-SX
SFP 1	REV 01	740-007326	2441027	SFP-SX
MMB 0	REV 03	710-010171	HV2365	MMB-5M3-288mbit
MMB 1	REV 03	710-010171	HZ3888	MMB-5M3-288mbit
SPMB 0	REV 09	710-003229	HW5245	T Series Switch CPU
SIB 3	REV 07	710-005781	HR5927	SIB-L8-F16
B Board	REV 06	710-005782	HR5971	SIB-L8-F16 (B)
SIB 4	REV 07	710-005781	HR5903	SIB-L8-F16
B Board	REV 06	710-005782	HZ5275	SIB-L8-F16 (B)

### show chassis hardware scc (TX Matrix Router)

```
user@host> show chassis hardware scc
scc-re0:
```

#### Hardware inventory:

Item	Version	Part number	Serial number	Description
Chassis				TX Matrix
Midplane	REV 04	710-004396	RB0014	SCC Midplane
FPM GBUS	REV 04	710-004617	HW9141	SCC FPM Board
FPM Display	REV 04	710-004619	HS5950	SCC FPM
CIP 0	REV 01	710-010218	HV9151	SCC CIP
CIP 1	REV 01	710-010218	HV9152	SCC CIP
PEM 1	Rev 11	740-002595	QB13977	Power Entry Module
Routing Engine 0	REV 05	740-008883	P11123900153	RE-4.0 (RE-1600)
CB 0	REV 01	710-011709	HR5964	Control Board (CB-TX)
SPMB 0	REV 09	710-003229	HW5293	T Series Switch CPU
SIB 3				
SIB 4	REV 01	710-005839	HW1177	SIB-S8-F16
B Board	REV 01	710-005840	HW1202	SIB-S8-F16 (B)

### show chassis hardware (T1600 Router)

```
user@host> show chassis hardware
```

#### Hardware inventory:

Item	Version	Part number	Serial number	Description
Chassis			B2703	T1600
Midplane	REV 03	710-005608	RC4137	T640 Backplane
FPM GBUS	REV 10	710-002901	DT7062	T640 FPM Board
FPM Display	REV 05	710-002897	DS3067	FPM Display
CIP	REV 06	710-002895	DT3386	T-series CIP
PEM 0	Rev 07	740-017906	UA26344	Power Entry Module 3x80
PEM 1	Rev 18	740-002595	UF38441	Power Entry Module
SCG 0	REV 15	710-003423	DV0941	T640 Sonet Clock Gen.
Routing Engine 0	REV 08	740-014082	9009014502	RE-A-2000
Routing Engine 1	REV 07	740-014082	9009009591	RE-A-2000
CB 0	REV 05	710-007655	JA9360	Control Board (CB-T)
CB 1	REV 03	710-017707	DT3251	Control Board (CB-T)
FPC 0	REV 07	710-013558	DR4253	E2-FPC Type 2
CPU	REV 05	710-013563	DS3902	FPC CPU-Enhanced
PIC 0	REV 01	750-010618	CB5446	4x G/E SFP, 1000 BASE
Xcvr 0	REV 01	740-011613	P9F11CW	SFP-SX
Xcvr 1	REV 01	740-011613	P9F15C2	SFP-SX
Xcvr 2	REV 01	740-011782	PB94K0L	SFP-SX

PIC 1	REV 06	750-001900	HB6399	1x OC-48 SONET, SMSR
PIC 2	REV 14	750-001901	AP1092	4x OC-12 SONET, SMIR
PIC 3	REV 07	750-001900	AR8275	1x OC-48 SONET, SMSR
MMB 1	REV 07	710-010171	DS1524	MMB-5M3-288mbit
FPC 1	REV 06	710-013553	DL9067	E2-FPC Type 1
CPU	REV 04	710-013563	DM1685	FPC CPU-Enhanced
PIC 0	REV 08	750-001072	AB1688	1x G/E, 1000 BASE-SX
PIC 1	REV 10	750-012266	JX5519	4x 1GE(LAN), IQ2
Xcvr 0	REV 01	740-011613	AM0812S8UK6	SFP-SX
Xcvr 2	REV 01	740-011613	AM0812S8UK1	SFP-SX
Xcvr 3	REV 01	740-011782	P8N1YHG	SFP-SX
PIC 2	REV 22	750-005634	DP0083	1x CHOC12 IQ SONET, SMIR
MMB 1	REV 07	710-008923	DN1862	MMB 3M 288-bit
FPC 2	REV 01	710-005548	HJ9899	FPC Type 3
CPU	REV 06	710-001726	HC0586	FPC CPU
PIC 0	REV 16	750-007141	NC9660	10x 1GE(LAN), 1000 BASE
Xcvr 0	REV 01	740-011613	AM0812S8XAR	SFP-SX
Xcvr 1	REV 01	740-011782	P920E7B	SFP-SX
Xcvr 2	REV 01	740-011613	AM0812S8XAU	SFP-SX
Xcvr 4	REV 01	740-011613	AM0812S8XAK	SFP-SX
Xcvr 5	REV 01	740-011613	AM0812S8XAA	SFP-SX
Xcvr 6	REV 01	740-011613	PAJ4NKY	SFP-SX
Xcvr 7	REV 01	740-011613	AM0812S8UJW	SFP-SX
Xcvr 8	REV 01	740-011782	PB81X89	SFP-SX
Xcvr 9	REV 01	740-011613	AM0812S8UJX	SFP-SX
PIC 1	REV 06	750-015217	DK3280	8x 1GE(TYPE3), IQ2
Xcvr 0	REV 01	740-011782	P8P0A3T	SFP-SX
Xcvr 1	REV 01	740-013111	5090002	SFP-T
Xcvr 2	REV 01	740-011613	AM0814S93BQ	SFP-SX
Xcvr 4		NON-JNPR	PDE0FAN	SFP-SX
Xcvr 5	REV 01	740-011782	P8Q20XY	SFP-SX
Xcvr 6	REV 01	740-011613	AM0812S8UJV	SFP-SX
Xcvr 7	REV 01	740-011613	AM0812S8UP7	SFP-SX
PIC 2	REV 05	750-004695	HT4383	1x Tunnel
PIC 3	REV 17	750-009553	RL0204	4x OC-48 SONET
Xcvr 0	REV 01	740-011785	PDS3T23	SFP-SR
Xcvr 1	REV 01	740-011785	P6Q0F3E	SFP-SR
MMB 0	REV 03	710-004047	HD5843	MMB-288mbit
MMB 1	REV 03	710-004047	HE3208	MMB-288mbit
PPB 0	REV 02	710-002845	HA4524	PPB Type 3
PPB 1	REV 02	710-002845	HA4766	PPB Type 3
FPC 3	REV 01	710-010154	HR0863	E-FPC Type 3
CPU	REV 01	710-010169	HN3422	FPC CPU-Enhanced
PIC 0	REV 07	750-012793	WF5096	1x 10GE(LAN/WAN) IQ2
Xcvr 0		NON-JNPR	M64294TP	XFP-10G-LR
PIC 1	REV 25	750-007141	DV2127	10x 1GE(LAN), 1000 BASE
Xcvr 0	REV 01	740-011613	PFA6LTJ	SFP-SX
Xcvr 1	REV 01	740-011782	P9P0XV4	SFP-SX
Xcvr 2	REV 01	740-011782	P9M0TNX	SFP-SX
Xcvr 4	REV 01	740-011782	P9B0TTP	SFP-SX
Xcvr 5		NON-JNPR	PBS4LED	SFP-SX
PIC 2	REV 17	750-009553	RL0212	4x OC-48 SONET
Xcvr 0	REV 01	740-011785	PDS3T8G	SFP-SR
PIC 3	REV 32	750-003700	DL1279	1x OC-192 12xMM VSR
MMB 0	REV 01	710-010171	HR0821	MMB-288mbit
MMB 1	REV 01	710-010171	HR0818	MMB-288mbit
FPC 4	REV 16	710-013037	EB4919	FPC Type 4-ES
CPU	REV 09	710-016744	BBAA4382	ST-PMB2

PIC 0	REV 03	711-029996	EB1569	100GE
PIC 1	REV 05	711-029999	EB9983	100GE CFP
Xcvr 0	REV 0	740-032210	J10G80746	CFP-100G-LR4
BRIDGE 0	REV 02	711-029995	EB2235	100GE Bridge Board
MMB 0	REV 04	710-025563	BBA7112	ST-MMB2
MMB 1	REV 04	710-025563	BBA7149	ST-MMB2
FPC 5	REV 02	710-013037	DE3407	FPC Type 4-ES
CPU	REV 04	710-016744	DA2124	ST-PMB2
PIC 0	REV 16	750-012518	DF2554	4x OC-192 SONET XFP
Xcvr 0	REV 01	740-014279	AA0745N1FX8	XFP-OC192-SR
Xcvr 1	REV 01	740-014279	AA0748N1HN5	XFP-OC192-SR
Xcvr 2	REV 01	740-014279	AA0748N1HT6	XFP-OC192-SR
Xcvr 3	REV 01	740-014279	AA0744N1EC9	XFP-OC192-SR
PIC 1	REV 01	750-010850	JA0329	1x OC-768 SONET SR
MMB 0	REV 04	710-016036	DE9577	ST-MMB2
MMB 1	REV 04	710-016036	DK4060	ST-MMB2
FPC 6	REV 14	710-013037	DV1431	FPC Type 4-ES
CPU	REV 09	710-016744	DT9020	ST-PMB2
PIC 0	REV 11	750-017405	DM6261	4x 10GE (LAN/WAN) XFP
Xcvr 0	REV 01	740-014289	C701XU05Q	XFP-10G-SR
Xcvr 1	REV 01	740-014279	AA0748N1HPT	XFP-10G-LR
Xcvr 2	REV 01	740-014289	T08E19189	XFP-10G-SR
Xcvr 3	REV 01	740-014289	C715XU058	XFP-10G-SR
PIC 1	REV 13	750-017405	DP8772	4x 10GE (LAN/WAN) XFP
Xcvr 0	REV 02	740-011571	C850XJ037	XFP-10G-SR
Xcvr 1	REV 02	740-014289	C839XU0L9	XFP-10G-SR
Xcvr 2	REV 02	740-014289	C834XU05A	XFP-10G-SR
Xcvr 3	REV 02	740-014289	C810XU0CE	XFP-10G-SR
MMB 0	REV 01	710-025563	DT8454	ST-MMB2
MMB 1	REV 01	710-025563	DT8366	ST-MMB2
FPC 7	REV 09	710-007529	HZ7624	FPC Type 3
CPU	REV 15	710-001726	HZ1413	FPC CPU
PIC 0	REV 10	750-012793	DM5627	1x 10GE(LAN/WAN) IQ2
Xcvr 0	REV 02	740-011571	C831XJ062	XFP-10G-SR
PIC 1	REV 01	750-015217	JT6762	8x 1GE(TYPE3), IQ2
Xcvr 0	REV 01	740-011782	P8Q25JU	SFP-SX
Xcvr 1	REV 01	740-011782	P9B0U0K	SFP-SX
PIC 2	REV 01	750-015217	JS4268	8x 1GE(TYPE3), IQ2
Xcvr 0	REV 01	740-011613	AM0812S8XBZ	SFP-SX
Xcvr 1	REV 01	740-011613	AM0812S8XAP	SFP-SX
Xcvr 2	REV 01	740-011613	AM0812S8XBY	SFP-SX
Xcvr 3	REV 01	740-011613	AM0812S8XBX	SFP-SX
Xcvr 4	REV 01	740-011613	P9F1652	SFP-SX
Xcvr 5	REV 01	740-011782	P8Q21YC	SFP-SX
Xcvr 6	REV 01	740-011782	P8Q27HQ	SFP-SX
Xcvr 7	REV 01	740-011613	P8E2SSU	SFP-SX
PIC 3	REV 15	750-009450	NB6790	1x OC-192 SM SR2
MMB 0	REV 03	710-005555	HZ3450	MMB-288mbit
MMB 1	REV 03	710-005555	HZ3415	MMB-288mbit
PPB 0	REV 04	710-002845	HP0887	PPB Type 3
PPB 1	REV 04	710-002845	HW5255	PPB Type 3
SPMB 0	REV 10	710-003229	HX3699	T-series Switch CPU
SPMB 1	REV 12	710-003229	DT3091	T-series Switch CPU
SIB 0	REV 07	710-013074	DS4747	SIB-I8-SF
SIB 1	REV 07	710-013074	DS4942	SIB-I8-SF
SIB 2	REV 07	710-013074	DS4965	SIB-I8-SF
SIB 3	REV 07	710-013074	DS4990	SIB-I8-SF
SIB 4	REV 07	710-013074	DS4944	SIB-I8-SF
Fan Tray 0				Front Top Fan Tray
Fan Tray 1				Front Bottom Fan Tray
Fan Tray 2				Rear Fan Tray -- Rev 2

## show chassis hardware (TX Matrix Plus Router)

```
user@host> show chassis hardware
sfc0-re0:
```

-----  
Hardware inventory:

Item	Version	Part number	Serial number	Description
Chassis			JN113186EAHB	TXP
Midplane	REV 05	710-022574	TS3822	SFC Midplane
FPM Display	REV 03	710-024027	DW4701	TXP FPM Display
CIP 0	REV 05	710-023792	DW7998	TXP CIP
CIP 1	REV 05	710-023792	DW7999	TXP CIP
PEM 0	Rev 04	740-027463	UM26367	Power Entry Module
PEM 1	Rev 04	740-027463	UM26346	Power Entry Module
Routing Engine 0	REV 06	740-026942	737A-1081	RE-DUO-2600
Routing Engine 1	REV 06	740-026942	737A-1043	RE-DUO-2600
CB 0	REV 05	710-022606	DW4435	SFC Control Board
CB 1	REV 09	710-022606	DW6100	SFC Control Board
SPMB 0		BUILTIN		SFC Switch CPU
SPMB 1		BUILTIN		SFC Switch CPU
SIB F13 0	REV 04	750-024564	DW5764	F13 SIB
B Board	REV 03	710-023431	DW9053	F13 SIB Mezz
SIB F13 3	REV 04	750-024564	DW5785	F13 SIB
B Board	REV 03	710-023431	DW9030	F13 SIB Mezz
SIB F13 6				
SIB F13 8	REV 04	750-024564	DW5752	F13 SIB
B Board	REV 03	710-023431	DW9051	F13 SIB Mezz
SIB F13 11	REV 04	750-024564	DW5782	F13 SIB
B Board	REV 03	710-023431	DW9058	F13 SIB Mezz
SIB F13 12	REV 03	750-024564	DT9466	F13 SIB
B Board	REV 02	710-023431	DT6556	F13 SIB Mezz
SIB F2S 0/0	REV 05	710-022603	DW7898	F2S SIB
B Board	REV 05	710-023787	DW7625	F2S SIB Mezz
SIB F2S 0/2	REV 05	710-022603	DW7811	F2S SIB
B Board	REV 05	710-023787	DW7550	F2S SIB Mezz
SIB F2S 0/4	REV 04	710-022603	DW4873	F2S SIB
B Board	REV 05	710-023787	DW8509	F2S SIB Mezz
SIB F2S 0/6	REV 04	710-022603	DW4867	F2S SIB
B Board	REV 05	710-023787	DW8472	F2S SIB Mezz
SIB F2S 1/0	REV 04	710-022603	DW4871	F2S SIB
B Board	REV 05	710-023787	DW8497	F2S SIB Mezz
SIB F2S 1/2	REV 05	710-022603	DW7868	F2S SIB
B Board	REV 05	710-023787	DW7551	F2S SIB Mezz
SIB F2S 1/4	REV 04	710-022603	DW4854	F2S SIB
B Board	REV 05	710-023787	DW8496	F2S SIB Mezz
SIB F2S 1/6	REV 05	710-022603	DW7889	F2S SIB
B Board	REV 05	710-023787	DW7496	F2S SIB Mezz
SIB F2S 2/0	REV 04	710-022603	DW4852	F2S SIB
B Board	REV 05	710-023787	DW8498	F2S SIB Mezz
SIB F2S 2/2	REV 04	710-022603	DW4845	F2S SIB
B Board	REV 05	710-023787	DW8457	F2S SIB Mezz
SIB F2S 2/4	REV 05	710-022603	DW7802	F2S SIB
B Board	REV 05	710-023787	DW7562	F2S SIB Mezz
SIB F2S 2/6	REV 04	710-022603	DW4822	F2S SIB
B Board	REV 05	710-023787	DW8467	F2S SIB Mezz
SIB F2S 3/0	REV 05	710-022603	DW7815	F2S SIB
B Board	REV 05	710-023787	DW7518	F2S SIB Mezz
SIB F2S 3/2	REV 03	710-022603	DV0068	F2S SIB
B Board	REV 03	710-023787	DT9974	F2S SIB Mezz
SIB F2S 3/4	REV 05	710-022603	DW7874	F2S SIB
B Board	REV 05	710-023787	DW7601	F2S SIB Mezz

SIB F2S 3/6	REV 03	710-022603	DV0033	F2S SIB
B Board	REV 03	710-023787	DT9969	F2S SIB Mezz
SIB F2S 4/0	REV 03	710-022603	DV0043	F2S SIB
B Board	REV 03	710-023787	DT9948	F2S SIB Mezz
SIB F2S 4/2	REV 05	710-022603	DW5446	F2S SIB
B Board	REV 05	710-023787	DW7611	F2S SIB Mezz
SIB F2S 4/4	REV 04	710-022603	DW4826	F2S SIB
B Board	REV 05	710-023787	DW8458	F2S SIB Mezz
SIB F2S 4/6	REV 03	710-022603	DV0026	F2S SIB
B Board	REV 03	710-023787	DT9963	F2S SIB Mezz
Fan Tray 0	REV 02	760-024497	DR8290	Front Fan Tray
Fan Tray 1	REV 02	760-024497	DR8293	Front Fan Tray
Fan Tray 2	REV 05	760-024502	DR8280	Rear Fan Tray
Fan Tray 3				
Fan Tray 4	REV 05	760-024502	DR8276	Rear Fan Tray
Fan Tray 5	REV 02	760-024502	DP5643	Rear Fan Tray

```
lcc0-re0:
```

```
-----
Hardware inventory:
```

Item	Version	Part number	Serial number	Description
Chassis			JN11036F8AHA	T1600
Midplane	REV 03	710-017247	RC3799	T-series Backplane
FPM GBUS	REV 10	710-002901	DP7009	T640 FPM Board
FPM Display	REV 01	710-021387	DN7026	T1600 FPM Display
CIP	REV 06	710-002895	DP6024	T-series CIP
PEM 1	Rev 02	740-023211	WA50019	Power Entry Module 4x60A
SCG 0	REV 15	710-003423	DR6757	T640 Sonet Clock Gen.
SCG 1	REV 15	710-003423	DS2225	T640 Sonet Clock Gen.
Routing Engine 0	REV 01	740-026941	737F-1040	RE-DUO-1800
Routing Engine 1	REV 01	740-026941	737F-1016	RE-DUO-1800
CB 0	REV 06	710-022597	DX4011	LCC Control Board
CB 1	REV 06	710-022597	DX4017	LCC Control Board
FPC 1	REV 07	710-013035	DN5847	FPC Type 3-ES
CPU	REV 08	710-016744	DP2570	ST-PMB2
PIC 0	REV 05	750-015217	DB0418	8x 1GE(TYPE3), IQ2
Xcvr 0	REV 01	740-011782	P8Q27ZG	SFP-SX
Xcvr 1		NON-JNPR	PDA1U0D	SFP-SX
Xcvr 2	REV 01	740-011613	P9F1ALW	SFP-SX
Xcvr 3	REV 01	740-011782	PBA403V	SFP-SX
Xcvr 4		NON-JNPR	PDE09DP	SFP-SX
Xcvr 5	REV 01	740-011782	PCH2P4K	SFP-SX
Xcvr 6	REV 01	740-011782	PB94K0F	SFP-SX
Xcvr 7	REV 01	740-011782	PBA2R2A	SFP-SX
PIC 1	REV 03	750-004424	HJ4020	1x 10GE(LAN), DWDM
PIC 2	REV 01	750-003336	HG6073	4x OC-48 SONET, SMSR
MMB 0	REV 04	710-016036	DP3401	ST-MMB2
FPC 3	REV 12	710-013037	DR1169	FPC Type 4-ES
CPU	REV 08	710-016744	DP9429	ST-PMB2
PIC 0	REV 02	750-010850	JA0332	1x OC-768 SONET SR
MMB 0	REV 04	710-016036	DR0628	ST-MMB2
MMB 1	REV 04	710-016036	DR0592	ST-MMB2
FPC 4	REV 05	710-021534	DR7350	FPC Type 1-ES
CPU	REV 08	710-016744	DP8096	ST-PMB2
PIC 0	REV 04	750-014627	DP9171	4x OC-3 1x OC-12 SFP
Xcvr 0	REV 02	740-011615	PDE2RVR	SFP-SR
PIC 1	REV 22	750-005634	DS5815	1x CHOC12 IQ SONET, SMIR
PIC 2	REV 09	750-002911	CF4539	4x F/E, 100 BASE-TX
PIC 3	REV 08	750-021652	DR2827	1x CHOC12 IQE SONET
Xcvr 0		NON-JNPR	8	UNKNOWN

MMB 0	REV 04	710-016036	DR0809	ST-MMB2
FPC 5	REV 07	710-007529	HS5608	FPC Type 3
CPU	REV 15	710-001726	HX4351	FPC CPU
PIC 0	REV 14	750-009567	WJ8961	1x 10GE(LAN), XENPAK
Xcvr 0	REV 01	740-013170	J05K05961	XENPAK-LR
PIC 1	REV 16	750-007141	JJ8146	10x 1GE(LAN), 1000 BASE
Xcvr 1	REV 01	740-011613	P9F117T	SFP-SX
Xcvr 2	REV 01	740-011782	PBA2VCL	SFP-SX
Xcvr 3	REV 01	740-011782	PB83DRB	SFP-SX
Xcvr 4	REV 01	740-011613	AM0812S8UP8	SFP-SX
PIC 2	REV 12	750-009567	WF3566	1x 10GE(LAN), XENPAK
Xcvr 0	REV 02	740-013170	T07C94489	XENPAK-LR
MMB 0	REV 03	710-005555	HZ1907	MMB-288mbit
MMB 1	REV 03	710-005555	HW5283	MMB-288mbit
PPB 0	REV 04	710-002845	HZ7717	PPB Type 3
PPB 1	REV 04	710-002845	HS0110	PPB Type 3
FPC 6	REV 07	710-013035	DP7486	FPC Type 3-ES
CPU	REV 08	710-016744	DP2545	ST-PMB2
PIC 0	REV 09	750-009567	NE6323	1x 10GE(LAN), XENPAK
Xcvr 0	REV 02	740-013170	T09C71959	XENPAK-LR
PIC 1	REV 06	750-015217	DN4775	8x 1GE(TYPE3), IQ2
Xcvr 0	REV 01	740-011782	P7E0T6M	SFP-SX
Xcvr 1	REV 01	740-011613	AM0812S8XAY	SFP-SX
Xcvr 2	REV 01	740-011782	P7E0T6J	SFP-SX
Xcvr 3	REV 01	740-011782	PCH2P7D	SFP-SX
Xcvr 4	REV 01	740-011782	P9B0QYT	SFP-SX
Xcvr 5	REV 01	740-011613	AM0812S8WQJ	SFP-SX
Xcvr 6	REV 02	740-013111	9301220	SFP-T
Xcvr 7	REV 01	740-011782	P9B0TZ5	SFP-SX
PIC 2	REV 06	750-015217	DM6747	8x 1GE(TYPE3), IQ2
Xcvr 0	REV 01	740-011613	PAP0ZB2	SFP-SX
Xcvr 1	REV 01	740-013111	70191002	SFP-T
Xcvr 6	REV 01	740-011782	PBA29H8	SFP-SX
Xcvr 7	REV 01	740-011613	AM0812S8WQG	SFP-SX
MMB 0	REV 04	710-016036	DP3238	ST-MMB2
FPC 7	REV 03	710-021540	DV3154	FPC Type 2-ES
CPU	REV 09	710-016744	DT9053	ST-PMB2
PIC 0	REV 13	750-001901	HB4225	4x OC-12 SONET, SMIR
PIC 1	REV 05	750-001900	AD3644	1x OC-48 SONET, SMSR
PIC 2	REV 10	750-008155	HV0335	2x G/E IQ, 1000 BASE
Xcvr 0	REV 01	740-011782	PCH2UKF	SFP-SX
Xcvr 1	REV 01	740-011782	PCH2V19	SFP-SX
PIC 3	REV 03	750-014638	JS9493	1x OC-48-12-3 SFP
Xcvr 0	REV 01	740-011785	P6Q0ENK	SFP-SR
MMB 0	REV 05	710-016036	DP3323	ST-MMB2
SPMB 0	REV 04	710-023321	DX3004	LCC Switch CPU
SPMB 1	REV 04	710-023321	DX3009	LCC Switch CPU
SIB 0	REV 07	710-022594	DW4195	LCC SIB
B Board	REV 07	710-023185	DW3930	LCC SIB Mezz
SIB 1	REV 07	710-022594	DW4179	LCC SIB
B Board	REV 07	710-023185	DW3919	LCC SIB Mezz
SIB 2				
SIB 3	REV 06	710-022594	DT8251	LCC SIB
B Board	REV 06	710-023185	DT5792	LCC SIB Mezz
SIB 4	REV 08	710-022594	DW8014	LCC SIB
B Board	REV 07	710-023185	DW3917	LCC SIB Mezz
Fan Tray 0				Front Top Fan Tray
Fan Tray 1				Front Bottom Fan Tray
Fan Tray 2				Rear Fan Tray -- Rev 3

```
lcc1-re0:
```

```
-----
Hardware inventory:
```

Item	Version	Part number	Serial number	Description
Chassis			JN1102270AHA	T1600
Midplane	REV 04	710-017247	RC5358	T-series Backplane
FPM GBUS	REV 10	710-002901	DS3443	T640 FPM Board
FPM Display	REV 01	710-021387	DS6411	T1600 FPM Display
CIP	REV 06	710-002895	DS4235	T-series CIP
PEM 0	Rev 02	740-023211	VM82438	Power Entry Module 4x60A
SCG 0	REV 15	710-003423	DS6649	T640 Sonet Clock Gen.
SCG 1	REV 15	710-003423	DR6775	T640 Sonet Clock Gen.
Routing Engine 0	REV 01	740-026941	737F-1083	RE-DUO-1800
Routing Engine 1	REV 01	740-026941	737F-1104	RE-DUO-1800
CB 0	REV 06	710-022597	DW8542	LCC Control Board
CB 1	REV 06	710-022597	DW8530	LCC Control Board
FPC 0	REV 02	710-010845	JE2392	FPC Type 4
CPU	REV 02	710-011481	JF6820	FPC CPU-Enhanced
PIC 0	REV 11	750-017405	DP7259	4x 10GE (LAN/WAN) XFP
Xcvr 0	REV 01	740-014279	AA0741N1C8T	XFP-10G-LR
Xcvr 1	REV 01	740-014279	AA0746N1GAM	XFP-10G-LR
Xcvr 2	REV 01	740-014279	AA0747N1H0B	XFP-10G-LR
Xcvr 3	REV 01	740-014279	AA0748N1H25	XFP-10G-LR
MMB 0	REV 03	710-010842	HY7601	ST-MMB
FPC 1	REV 16	710-013037	BBAA7398	FPC Type 4-ES
CPU	REV 09	710-016744	BBAA2329	ST-PMB2
PIC 0	REV 03	711-029996	EB1575	100GE
PIC 1	REV 06	750-034781	EB9980	100GE CFP
MMB 0	REV 04	710-025563	BBAA5325	ST-MMB2
MMB 1	REV 04	710-025563	BBAA5444	ST-MMB2
FPC 2	REV 16	710-013037	BBAA7185	FPC Type 4-ES
CPU	REV 09	710-016744	BBAA3522	ST-PMB2
PIC 0	REV 03	711-029996	EB1557	100GE
PIC 1	REV 05	750-034781	EB4660	100GE CFP
Xcvr 0	REV 0	740-032210	J10F73666	CFP-100G-LR4
BRIDGE 0	REV 02	711-029995	EB2237	100GE Bridge Board
MMB 0	REV 04	710-025563	BBAA5347	ST-MMB2
MMB 1	REV 04	710-025563	BBAA5401	ST-MMB2
FPC 3	REV 10	710-021534	DZ0941	FPC Type 1-ES
CPU	REV 09	710-016744	DY6364	ST-PMB2
PIC 0	REV 13	750-012266	DK9192	4x 1GE(LAN), IQ2
Xcvr 0	REV 01	740-011613	AM0812S8WVD	SFP-SX
Xcvr 1		NON-JNPR	PDD63Q4	SFP-SX
Xcvr 2		NON-JNPR	PDE4G54	SFP-SX
Xcvr 3		NON-JNPR	PD40MAG	SFP-SX
PIC 1	REV 01	750-007641	HJ2003	1x G/E IQ, 1000 BASE
Xcvr 0	REV 01	740-011613	AM0812S8WVG	SFP-SX
PIC 3	REV 17	750-007444	JB6873	1x CHSTM1 IQ SDH, SMIR
MMB 0	REV 04	710-025563	DZ0281	ST-MMB2
FPC 4	REV 06	710-013035	DK0614	FPC Type 3-ES
CPU	REV 07	710-016744	DK1616	ST-PMB2
PIC 0	REV 22	750-007141	DM1870	10x 1GE(LAN), 1000 BASE
Xcvr 0	REV 01	740-011782	PCL3UKW	SFP-SX
Xcvr 1	REV 01	740-011782	P7E0T73	SFP-SX
Xcvr 2	REV 01	740-007326	P4T0WLR	SFP-SX
Xcvr 3	REV 01	740-011782	PAR1LRL	SFP-SX
Xcvr 4	REV 01	740-011782	P9M0U3Z	SFP-SX
Xcvr 5	REV 01	740-011782	P9M0U0C	SFP-SX
Xcvr 6	REV 01	740-011782	P9M0TLG	SFP-SX
Xcvr 7	REV 01	740-011782	P9M0U0F	SFP-SX

Xcvr 8	REV 01	740-011613	PFA6LAP	SFP-SX
Xcvr 9	REV 01	740-011782	PCH2POU	SFP-SX
PIC 1	REV 16	750-009450	CV2565	1x OC-192 SM SR2
PIC 2	REV 05	750-004424	HH3057	1x 10GE(LAN),10GBASE-LR
PIC 3	REV 12	750-013423	DP0403	MultiServices 500
MMB 0	REV 04	710-016036	DK1988	ST-MMB2
FPC 5	REV 07	710-013560	DR0004	E2-FPC Type 3
CPU	REV 05	710-013563	DR0089	FPC CPU-Enhanced
PIC 0	REV 11	750-012793	DR6107	1x 10GE(LAN/WAN) IQ2
Xcvr 0	REV 01	740-014289	C743XU074	XFP-10G-SR
PIC 1	REV 01	750-004695	HD5980	1x Tunnel
PIC 2	REV 32	750-003700	DL3770	1x OC-192 12xMM VSR
PIC 3	REV 12	750-009553	WB8901	4x OC-48 SONET
Xcvr 0	REV 01	740-011785	P9D1GTQ	SFP-SR
Xcvr 1	REV 01	740-011785	PDSOMMB	SFP-SR
Xcvr 3	REV 01	740-011785	PDE1KXP	SFP-SR
MMB 0	REV 07	710-010171	DP7374	MMB-5M3-288mbit
MMB 1	REV 07	710-010171	DP7404	MMB-5M3-288mbit
FPC 6	REV 07	710-013035	DM0994	FPC Type 3-ES
CPU	REV 07	710-016744	DM3651	ST-PMB2
PIC 0	REV 07	750-015217	DN4743	8x 1GE(TYPE3), IQ2
Xcvr 3	REV 01	740-011613	AM0812S8XB0	SFP-SX
Xcvr 4	REV 01	740-011782	PB829RB	SFP-SX
Xcvr 5	REV 01	740-011782	P8J1SYX	SFP-SX
PIC 1	REV 03	750-003336	HJ9954	4x OC-48 SONET, SMSR
PIC 3	REV 02	750-012793	JM7665	1x 10GE(LAN/WAN) IQ2
MMB 0	REV 04	710-016036	DN6913	ST-MMB2
FPC 7	REV 08	710-010845	JM3958	FPC Type 4
CPU	REV 04	710-011481	JK3669	FPC CPU-Enhanced
PIC 0	REV 11	750-017405	DP8837	4x 10GE (LAN/WAN) XFP
Xcvr 1	REV 01	740-014279	753019A00277	XFP-10G-LR
Xcvr 2	REV 02	740-011571	C850XJ00P	XFP-10G-SR
Xcvr 3	REV 01	740-014279	AA0813N1RTG	XFP-10G-LR
MMB 0	REV 04	710-010842	JN1971	ST-MMB
SPMB 0	REV 04	710-023321	DW3629	LCC Switch CPU
SPMB 1	REV 04	710-023321	DW3621	LCC Switch CPU
SIB 0	REV 07	710-022594	DW4200	LCC SIB
B Board	REV 07	710-023185	DW3932	LCC SIB Mezz
SIB 1	REV 07	710-022594	DW4193	LCC SIB
B Board	REV 07	710-023185	DW3904	LCC SIB Mezz
SIB 2				
SIB 3	REV 07	710-022594	DW4210	LCC SIB
B Board	REV 06	710-023185	DT5780	LCC SIB Mezz
SIB 4	REV 08	710-022594	DW8019	LCC SIB
B Board	REV 06	710-023185	DT5795	LCC SIB Mezz
Fan Tray 0				Front Top Fan Tray
Fan Tray 1				Front Bottom Fan Tray
Fan Tray 2				Rear Fan Tray -- Rev 3

### show chassis hardware sfc (TX Matrix Plus Router)

```
user@host> show chassis hardware sfc 0
sfc0-re0:
```

```
-----
Hardware inventory:
```

Item	Version	Part number	Serial number	Description
Chassis			JN112F007AHB	TXP
Midplane	REV 05	710-022574	TS4027	SFC Midplane
FPM Display	REV 03	710-024027	DX0282	TXP FPM Display
CIP 0	REV 04	710-023792	DW4889	TXP CIP

CIP 1	REV 04	710-023792	DW4887	TXP CIP
PEM 0	Rev 07	740-027463	UM26368	Power Entry Module
Routing Engine 0	REV 01	740-026942	737A-1064	SFC RE
Routing Engine 1	REV 01	740-026942	737A-1082	SFC RE
CB 0	REV 09	710-022606	DW6099	SFC Control Board
CB 1	REV 09	710-022606	DW6096	SFC Control Board
SPMB 0		BUILTIN		SFC Switch CPU
SPMB 1		BUILTIN		SFC Switch CPU
SIB F13 0	REV 04	710-022600	DX0841	F13 SIB
B Board	REV 03	710-023431	DX0966	F13 SIB Mezz
SIB F13 1	REV 04	750-024564	DW5776	F13 SIB
B Board	REV 03	710-023431	DW9028	F13 SIB
SIB F13 3	REV 04	750-024564	DW5762	F13 SIB
B Board	REV 03	710-023431	DW9059	F13 SIB
SIB F13 4	REV 04	750-024564	DW5797	F13 SIB
B Board	REV 03	710-023431	DW9041	F13 SIB
SIB F13 6	REV 04	750-024564	DW5770	F13 SIB
B Board	REV 03	710-023431	DW9079	F13 SIB Mezz
SIB F13 7	REV 04	750-024564	DW5758	F13 SIB
B Board	REV 03	710-023431	DW9047	F13 SIB
SIB F13 8	REV 04	750-024564	DW5761	F13 SIB
B Board	REV 03	710-023431	DW9043	F13 SIB Mezz
SIB F13 9	REV 04	750-024564	DW5754	F13 SIB
B Board	REV 03	710-023431	DW9078	F13 SIB Mezz
SIB F13 11	REV 04	710-022600	DX0826	F13 SIB
B Board	REV 03	710-023431	DX0967	F13 SIB Mezz
SIB F13 12	REV 04	750-024564	DW5794	F13 SIB
B Board	REV 03	710-023431	DW9044	F13 SIB Mezz
SIB F2S 0/0	REV 05	710-022603	DW7897	F2S SIB
B Board	REV 05	710-023787	DW7657	NEO PMB
SIB F2S 0/2	REV 05	710-022603	DW7833	F2S SIB
B Board	REV 05	710-023787	DW7526	NEO PMB
SIB F2S 0/4	REV 05	710-022603	DW7875	F2S SIB
B Board	REV 05	710-023787	DW7588	NEO PMB
SIB F2S 0/6	REV 05	710-022603	DW7860	F2S SIB
B Board	REV 05	710-023787	DW7589	NEO PMB
SIB F2S 1/0	REV 04	710-022603	DW4820	F2S SIB
B Board	REV 05	710-023787	DW8510	NEO PMB
SIB F2S 1/2	REV 05	710-022603	DW7849	F2S SIB
B Board	REV 05	710-023787	DW7525	NEO PMB
SIB F2S 1/4	REV 05	710-022603	DW7927	F2S SIB
B Board	REV 05	710-023787	DW7556	F2S SIB Mezz
SIB F2S 1/6	REV 05	710-022603	DW7866	F2S SIB
B Board	REV 05	710-023787	DW7651	NEO PMB
SIB F2S 2/0	REV 05	710-022603	DW7880	F2S SIB
B Board	REV 05	710-023787	DW7523	NEO PMB
SIB F2S 2/2	REV 05	710-022603	DW7895	F2S SIB
B Board	REV 05	710-023787	DW7591	NEO PMB
SIB F2S 2/4	REV 05	710-022603	DW7907	F2S SIB
B Board	REV 05	710-023787	DW7590	NEO PMB
SIB F2S 2/6	REV 05	710-022603	DW7785	F2S SIB
B Board	REV 05	710-023787	DW7524	NEO PMB
SIB F2S 3/0	REV 05	710-022603	DW7782	F2S SIB
B Board	REV 05	710-023787	DW7634	NEO PMB
SIB F2S 3/2	REV 05	710-022603	DW7793	F2S SIB
B Board	REV 05	710-023787	DW7548	NEO PMB
SIB F2S 3/4	REV 05	710-022603	DW7779	F2S SIB
B Board	REV 05	710-023787	DW7587	NEO PMB
SIB F2S 3/6	REV 05	710-022603	DW7930	F2S SIB
B Board	REV 05	710-023787	DW7505	NEO PMB
SIB F2S 4/0	REV 05	710-022603	DW7867	F2S SIB

B Board	REV 05	710-023787	DW7656	NEO PMB
SIB F2S 4/2	REV 05	710-022603	DW7917	F2S SIB
B Board	REV 05	710-023787	DW7640	NEO PMB
SIB F2S 4/4	REV 05	710-022603	DW7929	F2S SIB
B Board	REV 05	710-023787	DW7643	NEO PMB
SIB F2S 4/6	REV 05	710-022603	DW7870	F2S SIB
B Board	REV 05	710-023787	DW7635	NEO PMB
Fan Tray 0	REV 06	760-024497	DV7831	Front Fan Tray
Fan Tray 1	REV 06	760-024497	DV9614	Front Fan Tray
Fan Tray 2	REV 06	760-024502	DV9618	Rear Fan Tray
Fan Tray 3	REV 06	760-024502	DV9616	Rear Fan Tray
Fan Tray 4	REV 06	760-024502	DV7807	Rear Fan Tray
Fan Tray 5	REV 06	760-024502	DV7828	Rear Fan Tray

### show chassis hardware extensive (TX Matrix Plus Router)

```
user@host> show chassis hardware extensive
sfc0-re0:
```

#### ----- Hardware inventory:

Item	Version	Part number	Serial number	Description
Chassis			JN112F007AHB	TXP
Jedec Code:	0x7fb0	EEPROM Version:	0x02	
		S/N:	JN112F007AHB	
Assembly ID:	0x052c	Assembly Version:	00.00	
Date:	00-00-0000	Assembly Flags:	0x00	
ID:	TXP			

#### Board Information Record:

Address 0x00: 00 00 00 00 00 00 00 00 00 00 00 00 00 00 00 00

#### I2C Hex Data:

Address 0x00: 7f b0 02 ff 05 2c 00 00 00 00 00 00 00 00 00 00  
 Address 0x10: 00 00 00 00 00 00 00 00 00 00 00 00 00 00 00 00  
 Address 0x20: 4a 4e 31 31 32 46 30 30 37 41 48 42 00 00 00 00  
 Address 0x30: 00 00 00 00 00 00 00 00 00 00 00 00 00 00 00 00  
 Address 0x40: 00 00 00 00 00 00 00 00 00 00 00 00 00 00 00 00  
 Address 0x50: 00 00 00 00 00 00 00 00 00 00 00 00 00 00 00 00  
 Address 0x60: 00 00 00 00 00 00 00 00 00 00 00 00 00 00 00 00  
 Address 0x70: 00 00 00 00 00 00 00 00 00 00 00 00 00 00 00 00

Midplane	REV 05	710-022574	TS4027	SFC Midplane
----------	--------	------------	--------	--------------

Jedec Code:	0x7fb0	EEPROM Version:	0x01
P/N:	710-022574	S/N:	TS4027
Assembly ID:	0x0962	Assembly Version:	01.05
Date:	03-23-2009	Assembly Flags:	0x00
Version:	REV 05		

#### ID: SFC Midplane

#### Board Information Record:

Address 0x00: ad 01 ff ff 00 1d b5 14 00 00 ff ff ff ff ff ff

#### I2C Hex Data:

Address 0x00: 7f b0 01 ff 09 62 01 05 52 45 56 20 30 35 00 00  
 Address 0x10: 00 00 00 00 37 31 30 2d 30 32 32 35 37 34 00 00  
 Address 0x20: 53 2f 4e 20 54 53 34 30 32 37 00 00 00 17 03 07  
 Address 0x30: d9 ff ff ff ad 01 ff ff 00 1d b5 14 00 00 ff ff  
 Address 0x40: ff ff ff ff 00 ff ff ff ff ff ff ff ff ff ff  
 Address 0x50: ff ff ff ff ff ff ff ff ff ff ff ff ff ff ff  
 Address 0x60: ff ff ff ff ff ff ff ff ff ff ff ff ff ff ff  
 Address 0x70: ff ff ff ff ff ff ff ff ff ff ff ff ff ff ff

FPM Display	REV 03	710-024027	DX0282	TXP FPM Display
-------------	--------	------------	--------	-----------------

Jedec Code:	0x7fb0	EEPROM Version:	0x01
P/N:	710-024027	S/N:	DX0282
Assembly ID:	0x096c	Assembly Version:	01.03
Date:	02-10-2009	Assembly Flags:	0x00

```

Version:          REV 03
ID: TXP FPM Display          FRU Model Number:  CRAFT-TXP
Board Information Record:
  Address 0x00: ff ff ff ff ff ff ff ff ff ff ff ff ff ff ff ff
I2C Hex Data:
  Address 0x00: 7f b0 01 ff 09 6c 01 03 52 45 56 20 30 33 00 00
  Address 0x10: 00 00 00 00 37 31 30 2d 30 32 34 30 32 37 00 00
  Address 0x20: 53 2f 4e 20 44 58 30 32 38 32 00 00 00 0a 02 07
  Address 0x30: d9 ff ff ff ff ff ff ff ff ff ff ff ff ff ff ff
  Address 0x40: ff ff ff ff 01 00 00 00 00 00 00 00 00 00 00 43
  Address 0x50: 52 41 46 54 2d 54 58 50 00 00 00 00 00 00 00 00
  Address 0x60: 00 00 00 00 00 00 ff ff ff ff ff ff ff ff ff ff
  Address 0x70: ff ff ff ff ff ff ff ff ff ff ff ff ff ff ff ff
CIP 0              REV 04      710-023792      DW4889          TXP CIP
Jedec Code:      0x7fb0          EEPROM Version:      0x01
P/N:             710-023792      S/N:                DW4889
Assembly ID:     0x0969          Assembly Version:    01.04
Date:            01-26-2009      Assembly Flags:      0x00
Version:         REV 04
ID: TXP CIP              FRU Model Number:  CIP-TXP
Board Information Record:
  Address 0x00: ff ff ff ff ff ff ff ff ff ff ff ff ff ff ff ff

```

#### show chassis hardware clei-models (TX Matrix Plus Router)

```

user@host> show chassis hardware clei-models
sfc0-re0:
-----
Hardware inventory:

```

Item	Version	Part number	CLEI code	FRU model number
Midplane	REV 05	710-022574		CHAS-BP-TXP-S
FPM Display	REV 03	710-024027		CRAFT-TXP-S
CIP 0	REV 05	710-023792		CIP-TXP-S
CIP 1	REV 05	710-023792		CIP-TXP-S
PEM 0	Rev 04	740-027463	IPUPAFGKTA	PWR-TXP-7-60-DC
PEM 1	Rev 04	740-027463	IPUPAFGKTA	PWR-TXP-7-60-DC
Routing Engine 0	REV 06	740-026942		RE-DUO-C2600-16G-S
Routing Engine 1	REV 06	740-026942		RE-DUO-C2600-16G-S
CB 0	REV 05	710-022606		CB-TXP-S
CB 1	REV 09	710-022606		CB-TXP-S
SIB F13 0	REV 04	750-024564		SIB-TXP-F13
SIB F13 3	REV 04	750-024564		SIB-TXP-F13
SIB F13 8	REV 04	750-024564		SIB-TXP-F13
SIB F13 11	REV 04	750-024564		SIB-TXP-F13
SIB F13 12	REV 03	750-024564		SIB-TXP-F13
SIB F2S 0/0	REV 05	710-022603		SIB-TXP-F2S-S
SIB F2S 0/2	REV 05	710-022603		SIB-TXP-F2S-S
SIB F2S 0/4	REV 04	710-022603		SIB-TXP-F2S-S
SIB F2S 0/6	REV 04	710-022603		SIB-TXP-F2S-S
SIB F2S 1/0	REV 04	710-022603		SIB-TXP-F2S-S
SIB F2S 1/2	REV 05	710-022603		SIB-TXP-F2S-S
SIB F2S 1/4	REV 04	710-022603		SIB-TXP-F2S-S
SIB F2S 1/6	REV 05	710-022603		SIB-TXP-F2S-S
SIB F2S 2/0	REV 04	710-022603		SIB-TXP-F2S-S
SIB F2S 2/2	REV 04	710-022603		SIB-TXP-F2S-S
SIB F2S 2/4	REV 05	710-022603		SIB-TXP-F2S-S
SIB F2S 2/6	REV 04	710-022603		SIB-TXP-F2S-S
SIB F2S 3/0	REV 05	710-022603		SIB-TXP-F2S-S
SIB F2S 3/2	REV 03	710-022603		SIB-TXP-F2S-S
SIB F2S 3/4	REV 05	710-022603		SIB-TXP-F2S-S
SIB F2S 3/6	REV 03	710-022603		SIB-TXP-F2S-S

SIB F2S 4/0	REV 03	710-022603	SIB-TXP-F2S-S
SIB F2S 4/2	REV 05	710-022603	SIB-TXP-F2S-S
SIB F2S 4/4	REV 04	710-022603	SIB-TXP-F2S-S
SIB F2S 4/6	REV 03	710-022603	SIB-TXP-F2S-S
Fan Tray 0	REV 02	760-024497	FANTRAY-TXP-H-S
Fan Tray 1	REV 02	760-024497	FANTRAY-TXP-H-S
Fan Tray 2	REV 05	760-024502	FANTRAY-TXP-V-S
Fan Tray 3			
Fan Tray 4	REV 05	760-024502	FANTRAY-TXP-V-S
Fan Tray 5	REV 02	760-024502	FANTRAY-TXP-V-S

lcc0-re0:

-----  
Hardware inventory:

Item	Version	Part number	CLEI code	FRU model number
Midplane	REV 03	710-017247		CHAS-BP-T1600-S
FPM Display	REV 01	710-021387		CRAFT-T1600-S
CIP	REV 06	710-002895		CIP-L-T640-S
PEM 1	Rev 02	740-023211	IPUPAC8KTA	PWR-T1600-4-60-DC-S
SCG 0	REV 15	710-003423		SCG-T-S
SCG 1	REV 15	710-003423		SCG-T-S
Routing Engine 0	REV 01	740-026941		RE-DUO-C1800-8G-S
Routing Engine 1	REV 01	740-026941		RE-DUO-C1800-8G-S
CB 0	REV 06	710-022597		CB-LCC-S
CB 1	REV 06	710-022597		CB-LCC-S
FPC 1	REV 07	710-013035		T640-FPC3-ES
PIC 0	REV 05	750-015217		PC-8GE-TYPE3-SFP-IQ2
PIC 1	REV 03	750-004424		PC-1XGE-LR
PIC 2	REV 01	750-003336		PC-40C48-SON-SMSR
FPC 3	REV 12	710-013037		T1600-FPC4-ES
PIC 0	REV 02	750-010850		PD-10C768-SON-SR
FPC 4	REV 05	710-021534		T640-FPC1-ES
PIC 0	REV 04	750-014627		PB-40C3-10C12-SON-SFP
PIC 1	REV 22	750-005634		PB-1CHOC12SMIR-QPP
PIC 2	REV 09	750-002911		PB-4FE-TX
PIC 3	REV 08	750-021652		PB-1CHOC12-STM4-IQE-SFP
FPC 5	REV 07	710-007529		T640-FPC3
PIC 0	REV 14	750-009567		PC-1XGE-XENPAK
PIC 1	REV 16	750-007141		PC-10GE-SFP
PIC 2	REV 12	750-009567		PC-1XGE-XENPAK
FPC 6	REV 07	710-013035		T640-FPC3-ES
PIC 0	REV 09	750-009567		PC-1XGE-XENPAK
PIC 1	REV 06	750-015217		PC-8GE-TYPE3-SFP-IQ2
PIC 2	REV 06	750-015217		PC-8GE-TYPE3-SFP-IQ2
FPC 7	REV 03	710-021540		T640-FPC2-ES
PIC 0	REV 13	750-001901		PB-40C12-SON-SMIR
PIC 1	REV 05	750-001900		PB-10C48-SON-SMSR
PIC 2	REV 10	750-008155		PB-2GE-SFP-QPP
PIC 3	REV 03	750-014638		PB-10C48-SON-B-SFP
SIB 0	REV 07	710-022594		SIB-TXP-T1600-S
SIB 1	REV 07	710-022594		SIB-TXP-T1600-S
SIB 3	REV 06	710-022594		SIB-TXP-T1600-S
SIB 4	REV 08	710-022594		SIB-TXP-T1600-S
Fan Tray 0				FANTRAY-T-S
Fan Tray 1				FANTRAY-T-S
Fan Tray 2				FANTRAY-TXP-R-S

lcc1-re0:

-----  
Hardware inventory:

Item	Version	Part number	CLEI code	FRU model number
------	---------	-------------	-----------	------------------

Midplane	REV 04	710-017247	IPUPAC8KTA	CHAS-BP-T1600-S
FPM Display	REV 01	710-021387		CRAFT-T1600-S
CIP	REV 06	710-002895		CIP-L-T640-S
PEM 0	Rev 02	740-023211		PWR-T1600-4-60-DC-S
SCG 0	REV 15	710-003423		SCG-T-S
SCG 1	REV 15	710-003423		SCG-T-S
Routing Engine 0	REV 01	740-026941		RE-DUO-C1800-8G-S
Routing Engine 1	REV 01	740-026941		RE-DUO-C1800-8G-S
CB 0	REV 06	710-022597		CB-LCC-S
CB 1	REV 06	710-022597		CB-LCC-S
FPC 0	REV 02	710-010845		T640-FPC4-ES
PIC 0	REV 11	750-017405		PD-4XGE-XFP
FPC 1	REV 16	710-013037		T1600-FPC4-ES
PIC 1	REV 06	750-034781		PD-1CE-CFP
FPC 2	REV 16	710-013037		T1600-FPC4-ES
PIC 1	REV 05	750-034781		PD-1CE-CFP
FPC 3	REV 10	710-021534		T640-FPC1-ES
PIC 0	REV 13	750-012266		PB-4GE-TYPE1-SFP-IQ2
PIC 1	REV 01	750-007641		PE-1GE-SFP-QPP
PIC 3	REV 17	750-007444		PB-1CHSTM1-SMIR-QPP
FPC 4	REV 06	710-013035		T640-FPC3-ES
PIC 0	REV 22	750-007141		PC-10GE-SFP
PIC 1	REV 16	750-009450		PC-10C192-SON-SR2
PIC 2	REV 05	750-004424		PC-1XGE-LR
PIC 3	REV 12	750-013423		PC-MS-500-3
FPC 5	REV 07	710-013560		T640-FPC3-E2
PIC 0	REV 11	750-012793		PC-1XGE-TYPE3-XFP-IQ2
PIC 1	REV 01	750-004695		PC-TUNNEL
PIC 2	REV 32	750-003700		PC-10C192-SON-VSR
PIC 3	REV 12	750-009553		PC-40C48-SON-SFP
FPC 6	REV 07	710-013035		T640-FPC3-ES
PIC 0	REV 07	750-015217		PC-8GE-TYPE3-SFP-IQ2
PIC 1	REV 03	750-003336		PC-40C48-SON-SMSR
PIC 3	REV 02	750-012793		PC-1XGE-TYPE3-XFP-IQ2
FPC 7	REV 08	710-010845		T640-FPC4-ES
PIC 0	REV 11	750-017405		PD-4XGE-XFP
SIB 0	REV 07	710-022594		SIB-TXP-T1600-S
SIB 1	REV 07	710-022594		SIB-TXP-T1600-S
SIB 3	REV 07	710-022594		SIB-TXP-T1600-S
SIB 4	REV 08	710-022594		SIB-TXP-T1600-S
Fan Tray 0				FANTRAY-T-S
Fan Tray 1				FANTRAY-T-S
Fan Tray 2				FANTRAY-TXP-R-S

### show chassis hardware detail (TX Matrix Plus Router)

```
user@host> show chassis hardware detail
sfc0-re0:
```

#### Hardware inventory:

Item	Version	Part number	Serial number	Description
Chassis			JN111B023AHB	TXP
Midplane	REV 01	710-022574	TR7990	SFC Midplane
FPM Display	REV 03	710-024027	DW4699	TXP FPM Display
CIP 0	REV 01	710-023792	DR1437	TXP CIP
CIP 1	REV 02	710-023792	DS4564	TXP CIP
PEM 0	Rev 07	740-027463	UM26360	Power Entry Module
Routing Engine 0	REV 01	740-026942	737A-1024	SFC RE
ad0	3887 MB	SMART CF	200811050193CEB1CEB1	Compact Flash
ad1	30533 MB	SAMSUNG MCBQE32G8MPP-0V	SY814A0762	Disk 1
Routing Engine 1	REV 01	740-026942	737A-1024	SFC RE

ad0	3887 MB	SMART CF		20081105004C19A019A0	Compact Flash
ad1	30533 MB	SAMSUNG	MCBQE32G8MPP-0V	SY814A0794	Disk 1
CB 0		REV 03	710-022606	DR7134	SFC Control Board
CB 1		REV 01	710-022606	DP8890	SFC Control Board
SPMB 0			BUILTIN		SFC Switch CPU
SPMB 1			BUILTIN		SFC Switch CPU
SIB F13 0		REV 03	750-024564	DT9478	F13 SIB
B Board		REV 02	710-023431	DT6554	F13 SIB
SIB F13 1		REV 03	750-024564	DT9454	F13 SIB
B Board		REV 02	710-023431	DT6551	F13 SIB
SIB F2S 0/0		REV 02	710-022603	DT2838	F2S SIB
B Board		REV 02	710-023787	DT1725	NEO PMB
SIB F2S 0/2		REV 02	710-022603	DT2824	F2S SIB
B Board		REV 02	710-023787	DT1706	NEO PMB
SIB F2S 0/4		REV 02	710-022603	DT2822	F2S SIB
B Board		REV 02	710-023787	DT1696	NEO PMB
SIB F2S 0/6		REV 02	710-022603	DT2823	F2S SIB
B Board		REV 02	710-023787	DT1717	NEO PMB
SIB F2S 1/0		REV 03	710-022603	DV0059	F2S SIB
B Board		REV 03	710-023787	DT9942	NEO PMB
SIB F2S 1/2		REV 02	710-022603	DT2826	F2S SIB
B Board		REV 02	710-023787	DT1713	NEO PMB
SIB F2S 1/4		REV 03	710-022603	DV0092	F2S SIB
B Board		REV 03	710-023787	DV0000	NEO PMB
SIB F2S 1/6		REV 03	710-022603	DV0079	F2S SIB
B Board		REV 03	710-023787	DT9972	NEO PMB
SIB F2S 2/0		REV 03	710-022603	DV0100	F2S SIB
B Board		REV 03	710-023787	DT9925	NEO PMB
SIB F2S 2/2		REV 03	710-022603	DV0050	F2S SIB
B Board		REV 03	710-023787	DV0005	NEO PMB
SIB F2S 2/4		REV 03	710-022603	DV0097	F2S SIB
B Board		REV 03	710-023787	DT9936	NEO PMB
Fan Tray 0		REV 02	760-024497	DR8286	Front Fan Tray
Fan Tray 1		REV 06	760-024497	DV9624	Front Fan Tray
Fan Tray 2		REV 02	760-024502	DR8259	Rear Fan Tray
Fan Tray 3		REV 02	760-024502	DR8270	Rear Fan Tray
Fan Tray 4		REV 02	760-024502	DR8284	Rear Fan Tray
Fan Tray 5		REV 06	760-024502	DV7813	Rear Fan Tray

lcc0-re0:

-----  
Hardware inventory:

Item	Version	Part number	Serial number	Description
Chassis			JN1101F27AHA	T1600
Midplane	REV 04	710-017247	RC5317	T Series Backplane
FPM GBUS	REV 10	710-002901	DS8197	T640 FPM Board
FPM Display	REV 01	710-021387	DS6433	T1600 FPM Display
CIP	REV 06	710-002895	DS1493	T Series CIP
PEM 0	Rev 08	740-017906	UD26601	Power Entry Module 3x80
SCG 0	REV 15	710-003423	DP5847	T640 Sonet Clock Gen.
SCG 1	REV 15	710-003423	DR0924	T640 Sonet Clock Gen.
Routing Engine 0	REV 01	740-026942	737F-1024	LCC RE
ad0	3887 MB	SMART CF		2008110502B63E513E51 Compact Flash
ad1	30533 MB	SAMSUNG	MCBQE32G8MPP-0V	SY814A1208 Disk 1
Routing Engine 1	REV 01	740-026942	737F-1024	LCC RE
ad0	3887 MB	SMART CF		2008110500F9A8A8A8A8 Compact Flash
ad1	30533 MB	SAMSUNG	MCBQE32G8MPP-0V	SY814A1076 Disk 1
CB 0	REV 05	710-022597	DV4264	LCC Control Board
CB 1	REV 03	710-022597	DP8558	LCC Control Board
FPC 0	REV 14	710-013037	DS9967	FPC Type 4-ES
CPU	REV 08	710-016744	DS3989	ST-PMB2

PIC 0	REV 12	750-013198	DL7506	1x Tunnel
PIC 1	REV 12	750-013198	DL7505	1x Tunnel
MMB 0	REV 01	710-025563	DS8524	ST-MMB2
MMB 1	REV 01	710-025563	DS8373	ST-MMB2
FPC 1	REV 14	710-013037	DT0027	FPC Type 4-ES
CPU	REV 09	710-016744	DS7684	ST-PMB2
PIC 0	REV 12	750-013198	DL7512	1x Tunnel
PIC 1	REV 12	750-013198	DL7498	1x Tunnel
MMB 0	REV 01	710-025563	DS8494	ST-MMB2
MMB 1	REV 01	710-025563	DS8436	ST-MMB2
SPMB 0	REV 04	710-023321	DV3867	LCC Switch CPU
SPMB 1	REV 02	710-023321	DP0238	LCC Switch CPU
SIB 0	REV 06	710-022594	DT8268	LCC SIB
B Board	REV 06	710-023185	DT5791	LCC SIB Mezz
SIB 1	REV 06	710-022594	DT8261	LCC SIB
B Board	REV 06	710-023185	DT5769	LCC SIB Mezz
SIB 2	REV 04	710-022594	DS2315	LCC SIB
B Board	REV 06	710-023185	DT5788	LCC SIB Mezz
SIB 3	REV 06	710-022594	DT8253	LCC SIB
B Board	REV 06	710-023185	DT5811	LCC SIB Mezz
SIB 4	REV 06	710-022594	DT8248	LCC SIB
B Board	REV 06	710-023185	DT5812	LCC SIB Mezz
Fan Tray 0				Front Top Fan Tray
Fan Tray 1				Front Bottom Fan Tray
Fan Tray 2				Rear Fan Tray

#### show chassis hardware models (TX Matrix Plus Router)

```
user@host> show chassis hardware models
sfc0-re0:
```

##### ----- Hardware inventory:

Item	Version	Part number	Serial number	FRU model number
FPM Display	REV 03	710-024027	DX0282	CRAFT-TXP
CIP 0	REV 04	710-023792	DW4889	CIP-TXP
CIP 1	REV 04	710-023792	DW4887	CIP-TXP
PEM 0	Rev 07	740-027463	UM26368	yyyyyyyyyyyyyyyyyyyy
Routing Engine 0	REV 01	740-026942	737A-1064	RE-TXP-SFC-DU0-2600-16G
Routing Engine 1	REV 01	740-026942	737A-1082	RE-TXP-SFC-DU0-2600-16G
CB 0	REV 09	710-022606	DW6099	CB-TXP
CB 1	REV 09	710-022606	DW6096	CB-TXP
SIB F13 1	REV 04	750-024564	DW5776	SIB-TXP-F13
SIB F13 3	REV 04	750-024564	DW5762	SIB-TXP-F13
SIB F13 4	REV 04	750-024564	DW5797	SIB-TXP-F13
SIB F13 6	REV 04	750-024564	DW5770	SIB-TXP-F13
SIB F13 7	REV 04	750-024564	DW5758	SIB-TXP-F13
SIB F13 8	REV 04	750-024564	DW5761	SIB-TXP-F13
SIB F13 9	REV 04	750-024564	DW5754	SIB-TXP-F13
SIB F13 12	REV 04	750-024564	DW5794	SIB-TXP-F13
SIB F2S 0/0	REV 05	710-022603	DW7897	
SIB F2S 0/2	REV 05	710-022603	DW7833	
SIB F2S 0/4	REV 05	710-022603	DW7875	
SIB F2S 0/6	REV 05	710-022603	DW7860	
SIB F2S 1/0	REV 04	710-022603	DW4820	
SIB F2S 1/2	REV 05	710-022603	DW7849	
SIB F2S 1/4	REV 05	710-022603	DW7927	SIB-TXP-F2S
SIB F2S 1/6	REV 05	710-022603	DW7866	
SIB F2S 2/0	REV 05	710-022603	DW7880	
SIB F2S 2/2	REV 05	710-022603	DW7895	
SIB F2S 2/4	REV 05	710-022603	DW7907	
SIB F2S 2/6	REV 05	710-022603	DW7785	

SIB F2S 3/0	REV 05	710-022603	DW7782	
SIB F2S 3/2	REV 05	710-022603	DW7793	
SIB F2S 3/4	REV 05	710-022603	DW7779	
SIB F2S 3/6	REV 05	710-022603	DW7930	
SIB F2S 4/0	REV 05	710-022603	DW7867	
SIB F2S 4/2	REV 05	710-022603	DW7917	
SIB F2S 4/4	REV 05	710-022603	DW7929	
SIB F2S 4/6	REV 05	710-022603	DW7870	
Fan Tray 0	REV 06	760-024497	DV7831	FANTRAY-TXP-F
Fan Tray 1	REV 06	760-024497	DV9614	FANTRAY-TXP-F
Fan Tray 2	REV 06	760-024502	DV9618	FANTRAY-TXP-R
Fan Tray 3	REV 06	760-024502	DV9616	FANTRAY-TXP-R
Fan Tray 4	REV 06	760-024502	DV7807	FANTRAY-TXP-R
Fan Tray 5	REV 06	760-024502	DV7828	FANTRAY-TXP-R

lcc0-re0:

-----  
Hardware inventory:

Item	Version	Part number	Serial number	FRU model number
Midplane	REV 03	710-017247	RC3765	CHAS-BP-T1600-S
FPM Display	REV 01	710-021387	DN5441	CRAFT-T1600-S
CIP	REV 06	710-002895	DP6021	CIP-L-T640-S
PEM 0	Rev 07	740-017906	UA26384	PWR-T1600-3-80-DC-S
PEM 1	Rev 07	740-017906	UA26296	PWR-T1600-3-80-DC-S
SCG 0	REV 15	710-003423	DR0875	SCG-T-S
CB 0	REV 06	710-022597	DW8534	CB-LCC
CB 1	REV 06	710-022597	DW8527	CB-LCC
FPC 4	REV 12	710-013037	DJ8717	T1600-FPC4-ES
PIC 0	REV 11	750-017405	DP8795	PD-4XGE-XFP
PIC 1	REV 11	750-017405	DP8794	PD-4XGE-XFP
FPC 6	REV 14	710-013037	DS5335	T1600-FPC4-ES
PIC 0	REV 13	750-017405	DS7634	PD-4XGE-XFP
PIC 1	REV 13	750-017405	DS7637	PD-4XGE-XFP
FPC 7	REV 07	710-013035	DM0990	T1600-FPC3-ES
PIC 0	REV 16	750-007141	JJ8067	PC-10GE-SFP
PIC 1	REV 08	750-015749	WE9598	PC-10C192-SON-XFP
PIC 2	REV 10	750-009450	HX6466	PC-10C192-SON-SR2
SIB 0	REV 08	710-022594	DW8033	SIB-TXP-T1600-S
SIB 1	REV 08	710-022594	DW8044	SIB-TXP-T1600-S
SIB 2	REV 08	710-022594	DW8020	SIB-TXP-T1600-S
SIB 3	REV 08	710-022594	DW8063	SIB-TXP-T1600-S
SIB 4	REV 08	710-022594	DW8064	SIB-TXP-T1600-S
Fan Tray 0				FANTRAY-T-S
Fan Tray 1				FANTRAY-T-S
Fan Tray 2				FANTRAY-TXP-R-S

lcc1-re0:

-----  
Hardware inventory:

Item	Version	Part number	Serial number	FRU model number
Midplane	REV 04	710-017247	RC5361	CHAS-BP-T1600-S
FPM Display	REV 01	710-021387	DS6430	CRAFT-T1600-S
CIP	REV 06	710-002895	DS4239	CIP-L-T640-S
PEM 0	Rev 08	740-017906	UD26649	PWR-T1600-3-80-DC-S
SCG 0	REV 15	710-003423	DP5820	SCG-T-S
CB 0	REV 06	710-022597	DW8523	CB-LCC
CB 1	REV 06	710-022597	DW8528	CB-LCC
FPC 4	REV 12	710-013037	DP8509	T1600-FPC4-ES
PIC 0	REV 11	750-017405	DP8808	PD-4XGE-XFP
PIC 1	REV 11	750-017405	DP7263	PD-4XGE-XFP
FPC 6	REV 14	710-013037	DS9961	T1600-FPC4-ES

PIC 0	REV 13	750-017405	DS5532	PD-4XGE-XFP
PIC 1	REV 13	750-017405	DS7639	PD-4XGE-XFP
FPC 7	REV 03	710-013035	DF5564	T1600-FPC3-ES
PIC 0	REV 16	750-007141	JJ8063	PC-10GE-SFP
SIB 0	REV 08	710-022594	DW8035	SIB-TXP-T1600-S
SIB 1	REV 10	710-022594	DX7672	SIB-TXP-T1600-S
SIB 2	REV 08	710-022594	DW8060	SIB-TXP-T1600-S
SIB 3	REV 08	710-022594	DW8072	SIB-TXP-T1600-S
SIB 4	REV 08	710-022594	DW8043	SIB-TXP-T1600-S
Fan Tray 0				FANTRAY-T-S
Fan Tray 1				FANTRAY-T-S
Fan Tray 2				FANTRAY-TXP-R-S

lcc2-re0:

-----  
Hardware inventory:

Item	Version	Part number	Serial number	FRU model number
Midplane	REV 03	710-017247	RC3956	CHAS-BP-T1600-S
FPM Display	REV 01	710-021387	DN7030	CRAFT-T1600-S
CIP	REV 06	710-002895	DM3962	CIP-L-T640-S
PEM 0	Rev 08	740-017906	UD26519	PWR-T1600-3-80-DC-S
PEM 1	Rev 07	740-017906	UC26601	PWR-T1600-3-80-DC-S
SCG 0	REV 15	710-003423	DP0277	SCG-T-S
CB 0	REV 06	710-022597	DW8524	CB-LCC
CB 1	REV 06	710-022597	DW8536	CB-LCC
FPC 4	REV 12	710-013037	DR1194	T1600-FPC4-ES
PIC 0	REV 11	750-017405	DP8811	PD-4XGE-XFP
PIC 1	REV 11	750-017405	DP8823	PD-4XGE-XFP
FPC 5	REV 12	710-013037	DR1184	T1600-FPC4-ES
PIC 1	REV 11	750-017405	DP4744	PD-4XGE-XFP
FPC 6	REV 12	710-013037	DN8622	T1600-FPC4-ES
PIC 0	REV 14	750-012518	JY9924	PD-40C192-SON-XFP
PIC 1	REV 11	750-017405	DP8776	PD-4XGE-XFP
FPC 7	REV 04	710-013560	JR3968	T640-FPC3-E2
PIC 0	REV 16	750-007141	NC9330	PC-10GE-SFP
SIB 0	REV 07	710-022594	DW4217	SIB-TXP-T1600-S
SIB 1	REV 07	710-022594	DW4213	SIB-TXP-T1600-S
SIB 2	REV 07	710-022594	DW4189	SIB-TXP-T1600-S
SIB 3	REV 07	710-022594	DW4173	SIB-TXP-T1600-S
SIB 4	REV 07	710-022594	DW4201	SIB-TXP-T1600-S
Fan Tray 0				FANTRAY-T-S
Fan Tray 1				FANTRAY-T-S
Fan Tray 2				FANTRAY-TXP-R-S

lcc3-re0:

-----  
Hardware inventory:

Item	Version	Part number	Serial number	FRU model number
Midplane	REV 04	710-017247	RC5319	CHAS-BP-T1600-S
FPM Display	REV 01	710-021387	DS6402	CRAFT-T1600-S
CIP	REV 06	710-002895	DR9973	CIP-L-T640-S
PEM 0	Rev 07	740-017906	UC26496	PWR-T1600-3-80-DC-S
PEM 1	Rev 07	740-017906	UC26599	PWR-T1600-3-80-DC-S
SCG 0	REV 15	710-003423	DP5831	SCG-T-S
CB 0	REV 06	710-022597	DW8533	CB-LCC
CB 1	REV 06	710-022597	DW8538	CB-LCC
FPC 0	REV 14	710-013037	DS5345	T1600-FPC4-ES
PIC 0	REV 13	750-017405	DS7641	PD-4XGE-XFP
PIC 1	REV 13	750-017405	DS5479	PD-4XGE-XFP
FPC 1	REV 14	710-013037	DS7338	T1600-FPC4-ES
PIC 0	REV 13	750-017405	DS7631	PD-4XGE-XFP

PIC 1	REV 13	750-017405	DS7632	PD-4XGE-XFP
FPC 2	REV 14	710-013037	DS9962	T1600-FPC4-ES
PIC 0	REV 13	750-017405	DS7581	PD-4XGE-XFP
PIC 1	REV 13	750-017405	DS7627	PD-4XGE-XFP
FPC 4	REV 10	710-010845	JZ6573	T640-FPC4-ES
PIC 0	REV 14	750-012518	JT5124	PD-40C192-SON-XFP
FPC 5	REV 14	710-013037	DT0016	T1600-FPC4-ES
PIC 0	REV 14	750-012518	JY9918	PD-40C192-SON-XFP
FPC 7	REV 07	710-013035	DM0967	T1600-FPC3-ES
PIC 0	REV 16	750-007141	JJ8059	PC-10GE-SFP
PIC 1	REV 13	750-004695	DM5712	PC-TUNNEL
SIB 0	REV 07	710-022594	DW4174	SIB-TXP-T1600-S
SIB 1	REV 07	710-022594	DW4207	SIB-TXP-T1600-S
SIB 2	REV 06	710-022594	DT8231	SIB-TXP-T1600-S
SIB 3	REV 07	710-022594	DW4175	SIB-TXP-T1600-S
SIB 4	REV 07	710-022594	DW4209	SIB-TXP-T1600-S
Fan Tray 0				FANTRAY-T-S
Fan Tray 1				FANTRAY-T-S
Fan Tray 2				FANTRAY-TXP-R-S

## show chassis hardware (TX Matrix Plus router with 3D SIBs)

```
user@host> show chassis hardware
sfc0-re0:
```

```
-----
```

Hardware inventory:				
Item	Version	Part number	Serial number	Description
Chassis			JN11CAAA4AHB	TXP
Midplane	REV 05	710-022574	ABAC4696	SFC Midplane
FPM Display	REV 09	710-024027	EH3138	TXP FPM Display
CIP 0	REV 12	710-023792	EF6349	TXP CIP
CIP 1	REV 12	710-023792	EG5294	TXP CIP
PEM 0	Rev 06	740-027463	XH04595	Power Entry Module
PEM 1	Rev 06	740-027463	XH04592	Power Entry Module
Routing Engine 0	REV 07	740-026942	P737A-002541	RE-DUO-2600
Routing Engine 1	REV 07	740-026942	P737A-002602	RE-DUO-2600
CB 0	REV 15	710-022606	EH4376	SFC Control Board
CB 1	REV 15	710-022606	EH4379	SFC Control Board
SPMB 0		BUILTIN		SFC Switch CPU
SPMB 1		BUILTIN		SFC Switch CPU
SIB F13 0	REV 10	750-035002	EM9305	F13 SIB 3D
B Board	REV 06	711-035082	EM9667	F13 SIB 3D Mezz
P Board	REV 05	711-043544	EM9708	F13 SIB 3D Power
Xcvr 0	REV 01	740-047547	XB34FB00S	CXP Module
Xcvr 2	REV 01	740-047547	XB48FB01H	CXP Module
Xcvr 4	REV 01	740-047547	XB34FB02W	CXP Module
Xcvr 6	REV 01	740-047547	XB34FB01T	CXP Module
Xcvr 8	REV 01	740-047547	XB48FB00W	CXP Module
Xcvr 10	REV 01	740-047547	XB34FB01S	CXP Module
Xcvr 12	REV 01	740-047547	XB34FB03H	CXP Module
Xcvr 14	REV 01	740-047547	XB34FB023	CXP Module
SIB F13 3	REV 01	710-035001	EJ2612	F13 SIB 3D
B Board	REV 01	711-035082	EJ3815	F13 SIB 3D Mezz
P Board	REV 01	711-043544	EJ2678	F13 SIB 3D Power
Xcvr 0	REV 01	740-047547	XB48FB04C	CXP Module
Xcvr 2	REV 01	740-047547	XB48FB00Z	CXP Module
Xcvr 4	REV 01	740-047547	XB47FB036	CXP Module
Xcvr 6	REV 01	740-047547	XB47FB029	CXP Module
Xcvr 8	REV 01	740-047547	XB48FB02N	CXP Module
Xcvr 10	REV 01	740-047547	XB42FB0CS	CXP Module
Xcvr 12	REV 01	740-047547	XB47FB01X	CXP Module

Xcvr 14	REV 01	740-047547	XB48FB02F	CXP Module
SIB F13 6	REV 05	750-035002	EK2675	F13 SIB 3D
B Board	REV 03	711-035082	EK2612	F13 SIB 3D Mezz
P Board	REV 04	711-043544	EK1179	F13 SIB 3D Power
Xcvr 0	REV 01	740-047547	XB48FB01T	CXP Module
Xcvr 2	REV 01	740-047547	XB48FB02M	CXP Module
Xcvr 4	REV 01	740-047547	XB48FB031	CXP Module
Xcvr 6	REV 01	740-047547	XB48FB04P	CXP Module
Xcvr 8	REV 01	740-047547	XB48FB02T	CXP Module
Xcvr 10	REV 01	740-047547	XB34FB01V	CXP Module
Xcvr 12	REV 01	740-047547	XB48FB02C	CXP Module
Xcvr 14		NON-JNPR		No Module
SIB F13 12	REV 01	710-035001	EJ2631	F13 SIB 3D
B Board	REV 01	711-035082	EJ3808	F13 SIB 3D Mezz
P Board	REV 01	711-043544	EJ2676	F13 SIB 3D Power
SIB F2S 0/0	REV 01	711-034977	EH9829	F2S SIB 3D
B Board	REV 01	711-034979	EH9927	F2S SIB 3D Mezz
SIB F2S 0/2	REV 01	711-034977	EH9791	F2S SIB 3D
B Board	REV 01	711-034979	EH9852	F2S SIB 3D Mezz
SIB F2S 0/4	REV 01	711-034977	EH9803	F2S SIB 3D
B Board	REV 01	711-034979	EH9915	F2S SIB 3D Mezz
SIB F2S 0/6	REV 01	711-034977	EH9763	F2S SIB 3D
B Board	REV 01	711-034979	EH9880	F2S SIB 3D Mezz
SIB F2S 1/0	REV 01	711-034977	EH9757	F2S SIB 3D
B Board	REV 01	711-034979	EH9889	F2S SIB 3D Mezz
SIB F2S 1/2	REV 01	711-034977	EH9815	F2S SIB 3D
B Board	REV 01	711-034979	EH9890	F2S SIB 3D Mezz
SIB F2S 1/4	REV 08	750-034978	EN1954	F2S SIB 3D
B Board	REV 02	711-034979	EN1436	F2S SIB 3D Mezz
SIB F2S 1/6	REV 01	711-034977	EJ7054	F2S SIB 3D
B Board	REV 01	711-034979	EJ8238	F2S SIB 3D Mezz
SIB F2S 2/0	REV 01	711-034977	EH9830	F2S SIB 3D
B Board	REV 01	711-034979	EH9844	F2S SIB 3D Mezz
SIB F2S 2/2	REV 01	711-034977	EH9818	F2S SIB 3D
B Board	REV 01	711-034979	EH9888	F2S SIB 3D Mezz
SIB F2S 2/4	REV 01	711-034977	EH9795	F2S SIB 3D
B Board	REV 01	711-034979	EH9869	F2S SIB 3D Mezz
SIB F2S 2/6	REV 01	711-034977	EJ7026	F2S SIB 3D
B Board	REV 01	711-034979	EJ8273	F2S SIB 3D Mezz
SIB F2S 3/0	REV 01	711-034977	EH9811	F2S SIB 3D
B Board	REV 01	711-034979	EH9892	F2S SIB 3D Mezz
SIB F2S 3/2	REV 01	711-034977	EH9812	F2S SIB 3D
B Board	REV 01	711-034979	EH9877	F2S SIB 3D Mezz
SIB F2S 3/4	REV 08	750-034978	EN1947	F2S SIB 3D
B Board	REV 02	711-034979	EN1471	F2S SIB 3D Mezz
Fan Tray 0	REV 10	760-024497	EH3313	Front Fan Tray
Fan Tray 1	REV 10	760-024497	EH3290	Front Fan Tray
Fan Tray 2	REV 10	760-024502	EH3292	Rear Fan Tray
Fan Tray 3	REV 10	760-024502	EH3287	Rear Fan Tray
Fan Tray 4	REV 10	760-024502	EH3286	Rear Fan Tray
Fan Tray 5	REV 10	760-024502	EH3285	Rear Fan Tray

1cc0-re0:

-----  
Hardware inventory:

Item	Version	Part number	Serial number	Description
Chassis			JN11B23FEAHA	T1600
Midplane	REV 01	710-027486	RC9787	T-series Backplane
FPM GBUS	REV 13	710-002901	BBAG5132	T640 FPM Board
FPM Display	REV 04	710-021387	BBAL9612	T1600 FPM Display
CIP	REV 06	710-002895	BBAN0605	T-series CIP

PEM 0	REV 05	740-036442	1G022060143	Power Entry Module 6x60
PEM 1	REV 05	740-036442	1G022060011	Power Entry Module 6x60
SCG 0	REV 18	710-003423	BBAL7318	T640 Sonet Clock Gen.
SCG 1	REV 18	710-003423	BBAL7255	T640 Sonet Clock Gen.
Routing Engine 0	REV 07	740-026941	P737F-002933	RE-DUO-1800
Routing Engine 1	REV 06	740-026941	P737F-002749	RE-DUO-1800
CB 0	REV 11	710-022597	EH3611	LCC Control Board
CB 1	REV 11	710-022597	EH4798	LCC Control Board
FPC 5	REV 17	710-013037	BBAC5333	FPC Type 4-ES
CPU	REV 10	710-016744	BBAB7619	ST-PMB2
PIC 0	REV 18	750-017405	BBAE3420	4x 10GE (LAN/WAN) XFP
Xcvr 0	REV 03	740-014289	T10C90659	XFP-10G-SR
MMB 0	REV 05	710-025563	BBAB9538	ST-MMB2
MMB 1	REV 05	710-025563	BBAB9502	ST-MMB2
FPC 7	REV 01	750-045173	BBAV0032	FPC Type 5-3D
CPU				
SPMB 0	REV 05	710-023321	EG9434	LCC Switch CPU
SPMB 1	REV 05	710-023321	EH3878	LCC Switch CPU
SIB 0	REV 01	750-041657	EH7997	LCC SIB 3D
B Board	REV 01	711-042424	EH7674	LCC SIB 3D Mezz
Xcvr 0	REV 01	740-047547	XB48FB014	CXP Module
Xcvr 2	REV 01	740-047547	XB48FB05A	CXP Module
Xcvr 4	REV 01	740-047547	XB48FB052	CXP Module
Xcvr 6	REV 01	740-047547	XB48FB01B	CXP Module
SIB 1	REV 01	750-041657	EH8023	LCC SIB 3D
B Board	REV 01	711-042424	EH7659	LCC SIB 3D Mezz
Xcvr 0	REV 01	740-047547	XB48FB05J	CXP Module
Xcvr 2	REV 01	740-047547	XB48FB01E	CXP Module
Xcvr 4	REV 01	740-047547	XB48FB01J	CXP Module
Xcvr 6	REV 01	740-047547	XB48FB02S	CXP Module
SIB 2	REV 03	750-041657	EJ6554	LCC SIB 3D
B Board	REV 02	711-042424	EJ5756	LCC SIB 3D Mezz
Xcvr 0	REV 01	740-047547	XB34FB01Z	CXP Module
Xcvr 2	REV 01	740-047547	XB34FB013	CXP Module
Xcvr 4	REV 01	740-047547	XB48FB04Z	CXP Module
Xcvr 6	REV 01	740-047547	XB48FB05N	CXP Module
Fan Tray 0				Front Top Fan Tray
Fan Tray 1				Front Bottom Fan Tray
Fan Tray 2				Rear Fan Tray -- Rev 4

lcc2-re0:

-----  
Hardware inventory:

Item	Version	Part number	Serial number	Description
Chassis			JN11B3975AHA	T1600
Midplane	REV 01	710-027486	RC9826	T-series Backplane
FPM GBUS	REV 13	710-002901	BBAG5124	T640 FPM Board
FPM Display	REV 03	710-021387	BBAJ1112	T1600 FPM Display
CIP	REV 06	710-002895	BBAL3744	T-series CIP
PEM 0	REV 05	740-036442	1G022060081	Power Entry Module 6x60
PEM 1	REV 05	740-036442	1G022060188	Power Entry Module 6x60
SCG 0	REV 18	710-003423	BBAH8775	T640 Sonet Clock Gen.
SCG 1	REV 18	710-003423	BBAL7272	T640 Sonet Clock Gen.
Routing Engine 0	REV 07	740-026941	P737F-002992	RE-DUO-1800
Routing Engine 1	REV 07	740-026941	P737F-002938	RE-DUO-1800
CB 0	REV 11	710-022597	EH4805	LCC Control Board
CB 1	REV 11	710-022597	EH4786	LCC Control Board
FPC 1	REV 01	710-033873	BBAH0320	FPC Type 3-ES
CPU	REV 11	710-016744	BBAF3281	ST-PMB2
MMB 0	REV 06	710-025563	BBAF5061	ST-MMB2
FPC 5	REV 04	710-033871	BBAM5070	FPC Type 4-ES

CPU	REV 11	710-016744	BBAM6653	ST-PMB2
PIC 1	REV 20	750-017405	BBAM1296	4x 10GE (LAN/WAN) XFP
Xcvr 0	REV 03	740-014289	T10B42981	XFP-10G-SR
MMB 0	REV 07	710-025563	BBAN2631	ST-MMB2
MMB 1	REV 07	710-025563	BBAN2538	ST-MMB2
SPMB 0	REV 05	710-023321	EH3903	LCC Switch CPU
SPMB 1	REV 05	710-023321	EH3902	LCC Switch CPU
SIB 0	REV 01	750-041657	EH8019	LCC SIB 3D
B Board	REV 01	711-042424	EH7680	LCC SIB 3D Mezz
Xcvr 0	REV 01	740-047547	XB48FB04F	CXP Module
Xcvr 2	REV 01	740-047547	XB48FB04S	CXP Module
Xcvr 4	REV 01	740-047547	XB48FB04B	CXP Module
Xcvr 6	REV 01	740-047547	XB48FB043	CXP Module
SIB 1	REV 01	750-041657	EH8012	LCC SIB 3D
B Board	REV 01	711-042424	EH7658	LCC SIB 3D Mezz
Xcvr 0	REV 01	740-047547	XB48FB05E	CXP Module
Xcvr 2	REV 01	740-047547	XB48FB01Z	CXP Module
Xcvr 4	REV 01	740-047547	XB48FB018	CXP Module
Xcvr 6	REV 01	740-047547	XB48FB054	CXP Module
SIB 2	REV 01	750-041657	EH7993	LCC SIB 3D
B Board	REV 01	711-042424	EH7678	LCC SIB 3D Mezz
Xcvr 0	REV 01	740-047547	XB48FB05C	CXP Module
Xcvr 2	REV 01	740-047547	XB47FB00N	CXP Module
Xcvr 4	REV 01	740-047547	XB48FB05U	CXP Module
Xcvr 6	REV 01	740-047547	XB48FB05L	CXP Module
Fan Tray 0				Front Top Fan Tray
Fan Tray 1				Front Bottom Fan Tray
Fan Tray 2				Rear Fan Tray -- Rev 4

#### show chassis hardware clei-models (TX Matrix Plus router with 3D SIBs)

```
user@host> show chassis hardware clei-models
sfc0-re0:
```

##### Hardware inventory:

Item	Version	Part number	CLEI code	FRU model number
Midplane	REV 05	710-022574		CHAS-BP-TXP-S
FPM Display	REV 09	710-024027		CRAFT-TXP-S
CIP 0	REV 12	710-023792		CIP-TXP-S
CIP 1	REV 12	710-023792		CIP-TXP-S
PEM 0	Rev 06	740-027463	IPUPAFGKTA	PWR-TXP-7-60-DC-S
Routing Engine 0	REV 07	740-026942		RE-DUO-C2600-16G-S
Routing Engine 1	REV 07	740-026942		RE-DUO-C2600-16G-S
CB 0	REV 13	710-022606		CB-TXP-S
CB 1	REV 14	710-022606		CB-TXP-S
SIB F13 0	REV 10	750-035002	PROTOXCLEI	SIB-TXP-3D-F13-S
Xcvr 0	REV 01	740-048813		
Xcvr 1	REV 01	740-048813		
Xcvr 2	REV 01	740-048813		
Xcvr 3	REV 01	740-048813		
Xcvr 4	REV 01	740-048813		
Xcvr 5	REV 01	740-048813		
Xcvr 6	REV 01	740-048813		
Xcvr 7	REV 01	740-048813		
Xcvr 8	REV 01	740-047547		CXP-TXP-3D
Xcvr 10	REV 01	740-047547		CXP-TXP-3D
Xcvr 12	REV 01	740-047547		CXP-TXP-3D
Xcvr 14	REV 01	740-047547		CXP-TXP-3D
SIB F13 1	REV 10	750-035002	PROTOXCLEI	SIB-TXP-3D-F13-S
Xcvr 0	REV 01	740-047547		CXP-TXP-3D
Xcvr 1	REV 01	740-047547		CXP-TXP-3D

Xcvr 2	REV 01	740-047547		CXP-TXP-3D
Xcvr 3	REV 01	740-047547		CXP-TXP-3D
Xcvr 4	REV 01	740-047547		CXP-TXP-3D
Xcvr 5	REV 01	740-047547		CXP-TXP-3D
Xcvr 6	REV 01	740-047547		CXP-TXP-3D
Xcvr 7	REV 01	740-047547		CXP-TXP-3D
Xcvr 8	REV 01	740-047547		CXP-TXP-3D
Xcvr 10	REV 01	740-047547		CXP-TXP-3D
Xcvr 12	REV 01	740-047547		CXP-TXP-3D
Xcvr 14	REV 01	740-047547		CXP-TXP-3D
Xcvr 0	REV 01	740-048813		
Xcvr 1	REV 01	740-048813		
Xcvr 2	REV 01	740-048813		
Xcvr 3	REV 01	740-048813		
Xcvr 4	REV 01	740-048813		
Xcvr 5	REV 01	740-048813		
Xcvr 6	REV 01	740-048813		
Xcvr 7	REV 01	740-048813		
Xcvr 8	REV 01	740-048813		
Xcvr 10	REV 01	740-048813		
Xcvr 12	REV 01	740-048813		
Xcvr 14	REV 01	740-048813		
Xcvr 0	REV 01	740-047547		CXP-TXP-3D
Xcvr 1	REV 01	740-047547		CXP-TXP-3D
Xcvr 2	REV 01	740-047547		CXP-TXP-3D
Xcvr 3	REV 01	740-047547		CXP-TXP-3D
Xcvr 4	REV 01	740-047547		CXP-TXP-3D
Xcvr 5	REV 01	740-047547		CXP-TXP-3D
Xcvr 6	REV 01	740-047547		CXP-TXP-3D
Xcvr 7	REV 01	740-047547		CXP-TXP-3D
Xcvr 8	REV 01	740-047547		CXP-TXP-3D
Xcvr 10	REV 01	740-047547		CXP-TXP-3D
Xcvr 12	REV 01	740-047547		CXP-TXP-3D
Xcvr 14	REV 01	740-047547		CXP-TXP-3D
SIB F13 6	REV 16	750-035002	PROTOXCLEI	SIB-TXP-3D-F13
Xcvr 0	REV 01	740-048813		
Xcvr 1	REV 01	740-048813		
Xcvr 2	REV 01	740-048813		
Xcvr 3	REV 01	740-048813		
Xcvr 4	REV 01	740-048813		
Xcvr 5	REV 01	740-048813		
Xcvr 6	REV 01	740-048813		
Xcvr 7	REV 01	740-048813		
Xcvr 8	REV 01	740-047547		CXP-TXP-3D
Xcvr 10	REV 01	740-047547		CXP-TXP-3D
Xcvr 12	REV 01	740-047547		CXP-TXP-3D
Xcvr 14	REV 01	740-047547		CXP-TXP-3D
SIB F13 7	REV 10	750-035002	PROTOXCLEI	SIB-TXP-3D-F13-S
Xcvr 0	REV 01	740-047547		CXP-TXP-3D
Xcvr 1	REV 01	740-047547		CXP-TXP-3D
Xcvr 2	REV 01	740-047547		CXP-TXP-3D
Xcvr 3	REV 01	740-047547		CXP-TXP-3D
Xcvr 4	REV 01	740-047547		CXP-TXP-3D
Xcvr 5	REV 01	740-047547		CXP-TXP-3D
Xcvr 6	REV 01	740-047547		CXP-TXP-3D
Xcvr 7	REV 01	740-047547		CXP-TXP-3D
Xcvr 8	REV 01	740-047547		CXP-TXP-3D
Xcvr 10	REV 01	740-047547		CXP-TXP-3D
Xcvr 12	REV 01	740-047547		CXP-TXP-3D
Xcvr 14	REV 01	740-047547		CXP-TXP-3D
Xcvr 0	REV 01	740-048813		

Xcvr 1	REV 01	740-048813		
Xcvr 2	REV 01	740-048813		
Xcvr 3	REV 01	740-048813		
Xcvr 4	REV 01	740-048813		
Xcvr 5	REV 01	740-047547		CXP-TXP-3D
Xcvr 6	REV 01	740-047547		CXP-TXP-3D
Xcvr 7	REV 01	740-047547		CXP-TXP-3D
Xcvr 8	REV 01	740-047547		CXP-TXP-3D
Xcvr 10	REV 01	740-047547		CXP-TXP-3D
Xcvr 12	REV 01	740-047547		CXP-TXP-3D
Xcvr 14	REV 01	740-047547		CXP-TXP-3D
SIB F13 9	REV 16	750-035002	PROTOXCLEI	SIB-TXP-3D-F13
Xcvr 0	REV 01	740-047547		CXP-TXP-3D
Xcvr 1	REV 01	740-047547		CXP-TXP-3D
Xcvr 2	REV 01	740-047547		CXP-TXP-3D
Xcvr 3	REV 01	740-047547		CXP-TXP-3D
Xcvr 4	REV 01	740-047547		CXP-TXP-3D
Xcvr 5	REV 01	740-047547		CXP-TXP-3D
Xcvr 6	REV 01	740-047547		CXP-TXP-3D
Xcvr 7	REV 01	740-047547		CXP-TXP-3D
Xcvr 8	REV 01	740-047547		CXP-TXP-3D
Xcvr 10	REV 01	740-047547		CXP-TXP-3D
Xcvr 12	REV 01	740-047547		CXP-TXP-3D
Xcvr 14	REV 01	740-047547		CXP-TXP-3D
SIB F13 11	REV 10	750-035002	PROTOXCLEI	750-035002
Xcvr 0	REV 01	740-048813		
Xcvr 1	REV 01	740-048813		
Xcvr 2	REV 01	740-048813		
Xcvr 3	REV 01	740-048813		
Xcvr 4	REV 01	740-048813		
Xcvr 5	REV 01	740-048813		
Xcvr 6	REV 01	740-047547		CXP-TXP-3D
Xcvr 7	REV 01	740-048813		
Xcvr 8	REV 01	740-047547		CXP-TXP-3D
Xcvr 12	REV 01	740-047547		CXP-TXP-3D
Xcvr 14	REV 01	740-047547		CXP-TXP-3D
SIB F13 12	REV 16	750-035002	PROTOXCLEI	SIB-TXP-3D-F13
Xcvr 0	REV 01	740-047547		CXP-TXP-3D
Xcvr 1	REV 01	740-047547		CXP-TXP-3D
Xcvr 2	REV 01	740-047547		CXP-TXP-3D
Xcvr 3	REV 01	740-047547		CXP-TXP-3D
Xcvr 4	REV 01	740-047547		CXP-TXP-3D
Xcvr 5	REV 01	740-047547		CXP-TXP-3D
Xcvr 6	REV 01	740-047547		CXP-TXP-3D
Xcvr 7	REV 01	740-047547		CXP-TXP-3D
Xcvr 8	REV 01	740-047547		CXP-TXP-3D
Xcvr 10	REV 01	740-047547		CXP-TXP-3D
Xcvr 12	REV 01	740-047547		CXP-TXP-3D
Xcvr 14	REV 01	740-047547		CXP-TXP-3D
SIB F2S 0/0	REV 06	750-034978	PROTOXCLEI	SIB-TXP-3D-F2S
SIB F2S 0/2	REV 07	750-034978	PROTOXCLEI	SIB-TXP-3D-F2S
SIB F2S 0/4	REV 06	750-034978	PROTOXCLEI	SIB-TXP-3D-F2S
SIB F2S 0/6	REV 06	750-034978	PROTOXCLEI	SIB-TXP-3D-F2S
SIB F2S 1/0	REV 07	750-034978	PROTOXCLEI	SIB-TXP-3D-F2S
SIB F2S 1/2	REV 07	750-034978	PROTOXCLEI	SIB-TXP-3D-F2S
SIB F2S 1/4	REV 07	750-034978	PROTOXCLEI	SIB-TXP-3D-F2S
SIB F2S 1/6	REV 08	750-034978	PROTOXCLEI	SIB-TXP-3D-F2S
SIB F2S 2/0	REV 06	750-034978	PROTOXCLEI	SIB-TXP-3D-F2S
SIB F2S 2/2	REV 06	750-034978	PROTOXCLEI	SIB-TXP-3D-F2S
SIB F2S 2/4	REV 07	750-034978	PROTOXCLEI	SIB-TXP-3D-F2S
SIB F2S 2/6	REV 06	750-034978	PROTOXCLEI	SIB-TXP-3D-F2S

SIB F2S 3/0	REV 07	750-034978	PROTOXCLEI	SIB-TXP-3D-F2S
SIB F2S 3/2	REV 06	750-034978	PROTOXCLEI	SIB-TXP-3D-F2S
SIB F2S 3/4	REV 06	750-034978	PROTOXCLEI	SIB-TXP-3D-F2S
SIB F2S 3/6	REV 06	750-034978	PROTOXCLEI	SIB-TXP-3D-F2S
SIB F2S 4/0	REV 07	750-034978	PROTOXCLEI	SIB-TXP-3D-F2S
SIB F2S 4/2	REV 06	750-034978	PROTOXCLEI	SIB-TXP-3D-F2S
SIB F2S 4/4	REV 06	750-034978	PROTOXCLEI	SIB-TXP-3D-F2S
SIB F2S 4/6	REV 06	750-034978	PROTOXCLEI	SIB-TXP-3D-F2S
Fan Tray 0	REV 10	760-024497		FANTRAY-TXP-H-S
Fan Tray 1	REV 10	760-024497		FANTRAY-TXP-H-S
Fan Tray 2	REV 10	760-024502		FANTRAY-TXP-V-S
Fan Tray 3	REV 10	760-024502		FANTRAY-TXP-V-S
Fan Tray 4	REV 10	760-024502		FANTRAY-TXP-V-S
Fan Tray 5	REV 10	760-024502		FANTRAY-TXP-V-S

lcc0-re0:

-----  
Hardware inventory:

Item	Version	Part number	CLEI code	FRU model number
Midplane	REV 01	710-027486	IPMJ700DRD	CHAS-BP-T1600-S
FPM Display	REV 04	710-021387		CRAFT-T1600-S
CIP	REV 06	710-002895		CIP-L-T640-S
PEM 0	REV 05	740-036442	IPUPAG6KAA	PWR-T-6-60-DC-S
PEM 1	REV 05	740-036442	IPUPAG6KAA	PWR-T-6-60-DC-S
SCG 0	REV 18	710-003423		SCG-T-S
SCG 1	REV 18	710-003423		SCG-T-S
Routing Engine 0	REV 10	740-026941		RE-DUO-C1800-8G-S
Routing Engine 1	REV 07	740-026941		RE-DUO-C1800-8G-S
CB 0	REV 11	710-022597		CB-LCC-S
CB 1	REV 11	710-022597		CB-LCC-S
FPC 0	REV 01	750-045173	IP9IAL4DAB	T4000-FPC5-3D
PIC 0	REV 17	750-034624	IP9IAL2DAA	PF-12XGE-SFPP
PIC 1	REV 17	750-034624	IP9IAL2DAA	PF-12XGE-SFPP
FPC 3	REV 01	750-045173	IP9IAL4DAB	T4000-FPC5-3D
PIC 0	REV 13	750-033423	XXXXXXXXDD	PF-12-24XGE-SFPP
FPC 4	REV 02	750-045173	IP9IAL4DAC	T4000-FPC5-3D
PIC 0	REV 17	750-034624	IP9IAL2DAA	PF-12XGE-SFPP
PIC 1	REV 17	750-034624	IP9IAL2DAA	PF-12XGE-SFPP
FPC 5	REV 01	750-045173	IP9IAL4DAB	T4000-FPC5-3D
PIC 0	REV 17	750-034624	IP9IAL2DAA	PF-12XGE-SFPP
PIC 1	REV 17	750-034624	IP9IAL2DAA	PF-12XGE-SFPP
FPC 6	REV 01	750-045173	IP9IAL4DAB	T4000-FPC5-3D
PIC 0	REV 17	750-034624	IP9IAL2DAA	PF-12XGE-SFPP
PIC 1	REV 10	750-035293	IP9IAL3DAA	PF-1CGE-CFP
SIB 0	REV 06	750-041657	PROTOXCLEI	SIB-TXP-3D-LCC
Xcvr 0	REV 01	740-048813		
Xcvr 1	REV 01	740-048813		
Xcvr 2	REV 01	740-048813		
Xcvr 3	REV 01	740-048813		
Xcvr 4	REV 01	740-048813		
Xcvr 5	REV 01	740-048813		
Xcvr 6	REV 01	740-048813		
Xcvr 7	REV 01	740-048813		
SIB 1	REV 06	750-041657	PROTOXCLEI	SIB-TXP-3D-LCC
Xcvr 0	REV 01	740-048813		
Xcvr 1	REV 01	740-048813		
Xcvr 2	REV 01	740-048813		
Xcvr 3	REV 01	740-048813		
Xcvr 4	REV 01	740-048813		
Xcvr 5	REV 01	740-048813		
Xcvr 6	REV 01	740-048813		

```

Xcvr 7          REV 01  740-048813
SIB 2           REV 06  750-041657  PROTOXCLEI  SIB-TXP-3D-LCC
Xcvr 0          REV 01  740-048813
Xcvr 1          REV 01  740-048813
Xcvr 2          REV 01  740-048813
Xcvr 3          REV 01  740-048813
Xcvr 4          REV 01  740-048813
Xcvr 5          REV 01  740-048813
Xcvr 6          REV 01  740-048813
Xcvr 7          REV 01  740-048813
SIB 3           REV 07  750-041657  PROTOXCLEI  SIB-TXP-3D-LCC
Xcvr 0          REV 01  740-048813
Xcvr 1          REV 01  740-048813
Xcvr 2          REV 01  740-048813
Xcvr 3          REV 01  740-048813
Xcvr 4          REV 01  740-048813
Xcvr 5          REV 01  740-048813
Xcvr 6          REV 01  740-048813
Xcvr 7          REV 01  740-048813
SIB 4           REV 06  750-041657  PROTOXCLEI  SIB-TXP-3D-LCC
Xcvr 0          REV 01  740-048813
Xcvr 1          REV 01  740-048813
Xcvr 2          REV 01  740-048813
Xcvr 3          REV 01  740-048813
Xcvr 4          REV 01  740-048813
Xcvr 5          REV 01  740-048813
Xcvr 6          REV 01  740-048813
Xcvr 7          REV 01  740-048813
Fan Tray 0
Fan Tray 1
Fan Tray 2
[Output Truncated]
FANTRAY-T-S
FANTRAY-T-S
FANTRAY-TXP3D-LCC-R-S

```

### show chassis hardware detail (TX Matrix Plus router with 3D SIBs)

```

user@host> show chassis hardware detail
sfc0-re0:

```

```
-----
Hardware inventory:
```

Item	Version	Part number	Serial number	Description
Chassis			JN11CAAA4AHB	TXP
Midplane	REV 05	710-022574	ABAC4696	SFC Midplane
FPM Display	REV 09	710-024027	EH3138	TXP FPM Display
CIP 0	REV 12	710-023792	EF6349	TXP CIP
CIP 1	REV 12	710-023792	EG5294	TXP CIP
PEM 0	Rev 06	740-027463	XH04595	Power Entry Module
PEM 1	Rev 06	740-027463	XH04592	Power Entry Module
Routing Engine 0	REV 07	740-026942	P737A-002541	RE-DUO-2600
ad0	3823 MB	SMART CF	2011030400062C132C13	Compact Flash
ad1	62720 MB	SMART Lite SATA Drive	201105100009A452A452	Disk 1
Routing Engine 1	REV 07	740-026942	P737A-002602	RE-DUO-2600
ad0	3823 MB	SMART CF	20110508085EE471E471	Compact Flash
ad1	62720 MB	SMART Lite SATA Drive	201110210089DF39DF39	Disk 1
CB 0	REV 15	710-022606	EH4376	SFC Control Board
CB 1	REV 15	710-022606	EH4379	SFC Control Board
SPMB 0		BUILTIN		SFC Switch CPU
SPMB 1		BUILTIN		SFC Switch CPU
SIB F13 0	REV 10	750-035002	EM9305	F13 SIB 3D
B Board	REV 06	711-035082	EM9667	F13 SIB 3D Mezz
P Board	REV 05	711-043544	EM9708	F13 SIB 3D Power
Xcvr 0	REV 01	740-047547	XB34FB00S	CXP Module

Xcvr 2	REV 01	740-047547	XB48FB01H	CXP Module
Xcvr 4	REV 01	740-047547	XB34FB02W	CXP Module
Xcvr 6	REV 01	740-047547	XB34FB01T	CXP Module
Xcvr 8	REV 01	740-047547	XB48FB00W	CXP Module
Xcvr 10	REV 01	740-047547	XB34FB01S	CXP Module
Xcvr 12	REV 01	740-047547	XB34FB03H	CXP Module
Xcvr 14	REV 01	740-047547	XB34FB023	CXP Module
SIB F13 3	REV 01	710-035001	EJ2612	F13 SIB 3D
B Board	REV 01	711-035082	EJ3815	F13 SIB 3D Mezz
P Board	REV 01	711-043544	EJ2678	F13 SIB 3D Power
Xcvr 0	REV 01	740-047547	XB48FB04C	CXP Module
Xcvr 2	REV 01	740-047547	XB48FB00Z	CXP Module
Xcvr 4	REV 01	740-047547	XB47FB036	CXP Module
Xcvr 6	REV 01	740-047547	XB47FB029	CXP Module
Xcvr 8	REV 01	740-047547	XB48FB02N	CXP Module
Xcvr 10	REV 01	740-047547	XB42FB0CS	CXP Module
Xcvr 12	REV 01	740-047547	XB47FB01X	CXP Module
Xcvr 14	REV 01	740-047547	XB48FB02F	CXP Module
SIB F13 6	REV 05	750-035002	EK2675	F13 SIB 3D
B Board	REV 03	711-035082	EK2612	F13 SIB 3D Mezz
P Board	REV 04	711-043544	EK1179	F13 SIB 3D Power
Xcvr 0	REV 01	740-047547	XB48FB01T	CXP Module
Xcvr 2	REV 01	740-047547	XB48FB02M	CXP Module
Xcvr 4	REV 01	740-047547	XB48FB031	CXP Module
Xcvr 6	REV 01	740-047547	XB48FB04P	CXP Module
Xcvr 8	REV 01	740-047547	XB48FB02T	CXP Module
Xcvr 10	REV 01	740-047547	XB34FB01V	CXP Module
Xcvr 12	REV 01	740-047547	XB48FB02C	CXP Module
Xcvr 14		NON-JNPR		No Module
SIB F13 12	REV 01	710-035001	EJ2631	F13 SIB 3D
B Board	REV 01	711-035082	EJ3808	F13 SIB 3D Mezz
P Board	REV 01	711-043544	EJ2676	F13 SIB 3D Power
SIB F2S 0/0	REV 01	711-034977	EH9829	F2S SIB 3D
B Board	REV 01	711-034979	EH9927	F2S SIB 3D Mezz
SIB F2S 0/2	REV 01	711-034977	EH9791	F2S SIB 3D
B Board	REV 01	711-034979	EH9852	F2S SIB 3D Mezz
SIB F2S 0/4	REV 01	711-034977	EH9803	F2S SIB 3D
B Board	REV 01	711-034979	EH9915	F2S SIB 3D Mezz
SIB F2S 0/6	REV 01	711-034977	EH9763	F2S SIB 3D
B Board	REV 01	711-034979	EH9880	F2S SIB 3D Mezz
SIB F2S 1/0	REV 01	711-034977	EH9757	F2S SIB 3D
B Board	REV 01	711-034979	EH9889	F2S SIB 3D Mezz
SIB F2S 1/2	REV 01	711-034977	EH9815	F2S SIB 3D
B Board	REV 01	711-034979	EH9890	F2S SIB 3D Mezz
SIB F2S 1/4	REV 08	750-034978	EN1954	F2S SIB 3D
B Board	REV 02	711-034979	EN1436	F2S SIB 3D Mezz
SIB F2S 1/6	REV 01	711-034977	EJ7054	F2S SIB 3D
B Board	REV 01	711-034979	EJ8238	F2S SIB 3D Mezz
SIB F2S 2/0	REV 01	711-034977	EH9830	F2S SIB 3D
B Board	REV 01	711-034979	EH9844	F2S SIB 3D Mezz
SIB F2S 2/2	REV 01	711-034977	EH9818	F2S SIB 3D
B Board	REV 01	711-034979	EH9888	F2S SIB 3D Mezz
SIB F2S 2/4	REV 01	711-034977	EH9795	F2S SIB 3D
B Board	REV 01	711-034979	EH9869	F2S SIB 3D Mezz
SIB F2S 2/6	REV 01	711-034977	EJ7026	F2S SIB 3D
B Board	REV 01	711-034979	EJ8273	F2S SIB 3D Mezz
SIB F2S 3/0	REV 01	711-034977	EH9811	F2S SIB 3D
B Board	REV 01	711-034979	EH9892	F2S SIB 3D Mezz
SIB F2S 3/2	REV 01	711-034977	EH9812	F2S SIB 3D
B Board	REV 01	711-034979	EH9877	F2S SIB 3D Mezz
SIB F2S 3/4	REV 08	750-034978	EN1947	F2S SIB 3D

B Board	REV 02	711-034979	EN1471	F2S SIB 3D Mezz
Fan Tray 0	REV 10	760-024497	EH3313	Front Fan Tray
Fan Tray 1	REV 10	760-024497	EH3290	Front Fan Tray
Fan Tray 2	REV 10	760-024502	EH3292	Rear Fan Tray
Fan Tray 3	REV 10	760-024502	EH3287	Rear Fan Tray
Fan Tray 4	REV 10	760-024502	EH3286	Rear Fan Tray
Fan Tray 5	REV 10	760-024502	EH3285	Rear Fan Tray

lcc0-re0:

-----  
Hardware inventory:

Item	Version	Part number	Serial number	Description
Chassis			JN11B23FEAHA	T1600
Midplane	REV 01	710-027486	RC9787	T-series Backplane
FPM GBUS	REV 13	710-002901	BBAG5132	T640 FPM Board
FPM Display	REV 04	710-021387	BBAL9612	T1600 FPM Display
CIP	REV 06	710-002895	BBAN0605	T-series CIP
PEM 0	REV 05	740-036442	1G022060143	Power Entry Module 6x60
PEM 1	REV 05	740-036442	1G022060011	Power Entry Module 6x60
SCG 0	REV 18	710-003423	BBAL7318	T640 Sonet Clock Gen.
SCG 1	REV 18	710-003423	BBAL7255	T640 Sonet Clock Gen.
Routing Engine 0	REV 07	740-026941	P737F-002933	RE-DUO-1800
ad0 3823 MB	SMART CF		201103030490604E604E	Compact Flash
ad1 62720 MB	SMART Lite SATA Drive		20110729028B11D411D4	Disk 1
Routing Engine 1	REV 06	740-026941	P737F-002749	RE-DUO-1800
ad0 3823 MB	SMART CF		2011010504EB99649964	Compact Flash
ad1 62720 MB	SMART Lite SATA Drive		201102140058934A934A	Disk 1
CB 0	REV 11	710-022597	EH3611	LCC Control Board
CB 1	REV 11	710-022597	EH4798	LCC Control Board
FPC 5	REV 17	710-013037	BBAC5333	FPC Type 4-ES
CPU	REV 10	710-016744	BBAB7619	ST-PMB2
PIC 0	REV 18	750-017405	BBAE3420	4x 10GE (LAN/WAN) XFP
Xcvr 0	REV 03	740-014289	T10C90659	XFP-10G-SR
MMB 0	REV 05	710-025563	BBAB9538	ST-MMB2
MMB 1	REV 05	710-025563	BBAB9502	ST-MMB2
FPC 7	REV 01	750-045173	BBAV0032	FPC Type 5-3D
CPU				
SPMB 0	REV 05	710-023321	EG9434	LCC Switch CPU
SPMB 1	REV 05	710-023321	EH3878	LCC Switch CPU
SIB 0	REV 01	750-041657	EH7997	LCC SIB 3D
B Board	REV 01	711-042424	EH7674	LCC SIB 3D Mezz
Xcvr 0	REV 01	740-047547	XB48FB014	CXP Module
Xcvr 2	REV 01	740-047547	XB48FB05A	CXP Module
Xcvr 4	REV 01	740-047547	XB48FB052	CXP Module
Xcvr 6	REV 01	740-047547	XB48FB01B	CXP Module
SIB 1	REV 01	750-041657	EH8023	LCC SIB 3D
B Board	REV 01	711-042424	EH7659	LCC SIB 3D Mezz
Xcvr 0	REV 01	740-047547	XB48FB05J	CXP Module
Xcvr 2	REV 01	740-047547	XB48FB01E	CXP Module
Xcvr 4	REV 01	740-047547	XB48FB01J	CXP Module
Xcvr 6	REV 01	740-047547	XB48FB02S	CXP Module
SIB 2	REV 03	750-041657	EJ6554	LCC SIB 3D
B Board	REV 02	711-042424	EJ5756	LCC SIB 3D Mezz
Xcvr 0	REV 01	740-047547	XB34FB01Z	CXP Module
Xcvr 2	REV 01	740-047547	XB34FB013	CXP Module
Xcvr 4	REV 01	740-047547	XB48FB04Z	CXP Module
Xcvr 6	REV 01	740-047547	XB48FB05N	CXP Module
Fan Tray 0				Front Top Fan Tray
Fan Tray 1				Front Bottom Fan Tray
Fan Tray 2				Rear Fan Tray -- Rev 4

```
lcc2-re0:
```

```
-----
Hardware inventory:
```

Item	Version	Part number	Serial number	Description
Chassis			JN1B3975AHA	T1600
Midplane	REV 01	710-027486	RC9826	T-series Backplane
FPM GBUS	REV 13	710-002901	BBAG5124	T640 FPM Board
FPM Display	REV 03	710-021387	BBAJ1112	T1600 FPM Display
CIP	REV 06	710-002895	BBAL3744	T-series CIP
PEM 0	REV 05	740-036442	1G022060081	Power Entry Module 6x60
PEM 1	REV 05	740-036442	1G022060188	Power Entry Module 6x60
SCG 0	REV 18	710-003423	BBAH8775	T640 Sonet Clock Gen.
SCG 1	REV 18	710-003423	BBAL7272	T640 Sonet Clock Gen.
Routing Engine 0	REV 07	740-026941	P737F-002992	RE-DUO-1800
ad0 3823 MB SMART CF			201103030356329E329E	Compact Flash
ad1 62720 MB SMART Lite SATA Drive			2011051000488D8B8D8B	Disk 1
Routing Engine 1	REV 07	740-026941	P737F-002938	RE-DUO-1800
ad0 3823 MB SMART CF			20110304000F02680268	Compact Flash
ad1 62720 MB SMART Lite SATA Drive			201105300A70F325F325	Disk 1
CB 0	REV 11	710-022597	EH4805	LCC Control Board
CB 1	REV 11	710-022597	EH4786	LCC Control Board
FPC 1	REV 01	710-033873	BBAH0320	FPC Type 3-ES
CPU	REV 11	710-016744	BBAF3281	ST-PMB2
MMB 0	REV 06	710-025563	BBAF5061	ST-MMB2
FPC 5	REV 04	710-033871	BBAM5070	FPC Type 4-ES
CPU	REV 11	710-016744	BBAM6653	ST-PMB2
PIC 1	REV 20	750-017405	BBAM1296	4x 10GE (LAN/WAN) XFP
Xcvr 0	REV 03	740-014289	T10B42981	XFP-10G-SR
MMB 0	REV 07	710-025563	BBAN2631	ST-MMB2
MMB 1	REV 07	710-025563	BBAN2538	ST-MMB2
SPMB 0	REV 05	710-023321	EH3903	LCC Switch CPU
SPMB 1	REV 05	710-023321	EH3902	LCC Switch CPU
SIB 0	REV 01	750-041657	EH8019	LCC SIB 3D
B Board	REV 01	711-042424	EH7680	LCC SIB 3D Mezz
Xcvr 0	REV 01	740-047547	XB48FB04F	CXP Module
Xcvr 2	REV 01	740-047547	XB48FB04S	CXP Module
Xcvr 4	REV 01	740-047547	XB48FB04B	CXP Module
Xcvr 6	REV 01	740-047547	XB48FB043	CXP Module
SIB 1	REV 01	750-041657	EH8012	LCC SIB 3D
B Board	REV 01	711-042424	EH7658	LCC SIB 3D Mezz
Xcvr 0	REV 01	740-047547	XB48FB05E	CXP Module
Xcvr 2	REV 01	740-047547	XB48FB01Z	CXP Module
Xcvr 4	REV 01	740-047547	XB48FB018	CXP Module
Xcvr 6	REV 01	740-047547	XB48FB054	CXP Module
SIB 2	REV 01	750-041657	EH7993	LCC SIB 3D
B Board	REV 01	711-042424	EH7678	LCC SIB 3D Mezz
Xcvr 0	REV 01	740-047547	XB48FB05C	CXP Module
Xcvr 2	REV 01	740-047547	XB47FB00N	CXP Module
Xcvr 4	REV 01	740-047547	XB48FB05U	CXP Module
Xcvr 6	REV 01	740-047547	XB48FB05L	CXP Module
Fan Tray 0				Front Top Fan Tray
Fan Tray 1				Front Bottom Fan Tray
Fan Tray 2				Rear Fan Tray -- Rev 4

```
show chassis hardware lcc (TX Matrix Plus router with 3D SIBs)
```

```
user@host> show chassis hardware lcc 0
```

```
lcc0-re0:
```

```
-----
Hardware inventory:
```

Item	Version	Part number	Serial number	Description
------	---------	-------------	---------------	-------------

Chassis			JN11B23FEAHA	T1600
Midplane	REV 01	710-027486	RC9787	T-series Backplane
FPM GBUS	REV 13	710-002901	BBAG5132	T640 FPM Board
FPM Display	REV 04	710-021387	BBAL9612	T1600 FPM Display
CIP	REV 06	710-002895	BBAN0605	T-series CIP
PEM 0	REV 05	740-036442	1G022060143	Power Entry Module 6x60
PEM 1	REV 05	740-036442	1G022060011	Power Entry Module 6x60
SCG 0	REV 18	710-003423	BBAL7318	T640 Sonet Clock Gen.
SCG 1	REV 18	710-003423	BBAL7255	T640 Sonet Clock Gen.
Routing Engine 0	REV 07	740-026941	P737F-002933	RE-DUO-1800
Routing Engine 1	REV 06	740-026941	P737F-002749	RE-DUO-1800
CB 0	REV 11	710-022597	EH3611	LCC Control Board
CB 1	REV 11	710-022597	EH4798	LCC Control Board
FPC 5	REV 17	710-013037	BBAC5333	FPC Type 4-ES
CPU	REV 10	710-016744	BBAB7619	ST-PMB2
PIC 0	REV 18	750-017405	BBAE3420	4x 10GE (LAN/WAN) XFP
Xcvr 0	REV 03	740-014289	T10C90659	XFP-10G-SR
MMB 0	REV 05	710-025563	BBAB9538	ST-MMB2
MMB 1	REV 05	710-025563	BBAB9502	ST-MMB2
FPC 7	REV 01	750-045173	BBAV0032	FPC Type 5-3D
CPU				
SPMB 0	REV 05	710-023321	EG9434	LCC Switch CPU
SPMB 1	REV 05	710-023321	EH3878	LCC Switch CPU
SIB 0	REV 01	750-041657	EH7997	LCC SIB 3D
B Board	REV 01	711-042424	EH7674	LCC SIB 3D Mezz
Xcvr 0	REV 01	740-047547	XB48FB014	CXP Module
Xcvr 2	REV 01	740-047547	XB48FB05A	CXP Module
Xcvr 4	REV 01	740-047547	XB48FB052	CXP Module
Xcvr 6	REV 01	740-047547	XB48FB01B	CXP Module
SIB 1	REV 01	750-041657	EH8023	LCC SIB 3D
B Board	REV 01	711-042424	EH7659	LCC SIB 3D Mezz
Xcvr 0	REV 01	740-047547	XB48FB05J	CXP Module
Xcvr 2	REV 01	740-047547	XB48FB01E	CXP Module
Xcvr 4	REV 01	740-047547	XB48FB01J	CXP Module
Xcvr 6	REV 01	740-047547	XB48FB02S	CXP Module
SIB 2	REV 03	750-041657	EJ6554	LCC SIB 3D
B Board	REV 02	711-042424	EJ5756	LCC SIB 3D Mezz
Xcvr 0	REV 01	740-047547	XB34FB01Z	CXP Module
Xcvr 2	REV 01	740-047547	XB34FB013	CXP Module
Xcvr 4	REV 01	740-047547	XB48FB04Z	CXP Module
Xcvr 6	REV 01	740-047547	XB48FB05N	CXP Module
Fan Tray 0				Front Top Fan Tray
Fan Tray 1				Front Bottom Fan Tray
Fan Tray 2				Rear Fan Tray -- Rev 4

### show chassis hardware sfc (TX Matrix Plus router with 3D SIBs)

```
user@host> show chassis hardware sfc 0
sfc0-re0:
```

```
-----
Hardware inventory:
```

Item	Version	Part number	Serial number	Description
Chassis			JN11CAAAA4HB	TXP
Midplane	REV 05	710-022574	ABAC4696	SFC Midplane
FPM Display	REV 09	710-024027	EH3138	TXP FPM Display
CIP 0	REV 12	710-023792	EF6349	TXP CIP
CIP 1	REV 12	710-023792	EG5294	TXP CIP
PEM 0	Rev 06	740-027463	XH04595	Power Entry Module
PEM 1	Rev 06	740-027463	XH04592	Power Entry Module
Routing Engine 0	REV 07	740-026942	P737A-002541	RE-DUO-2600
Routing Engine 1	REV 07	740-026942	P737A-002602	RE-DUO-2600

CB 0	REV 15	710-022606	EH4376	SFC Control Board
CB 1	REV 15	710-022606	EH4379	SFC Control Board
SPMB 0		BUILTIN		SFC Switch CPU
SPMB 1		BUILTIN		SFC Switch CPU
SIB F13 0	REV 10	750-035002	EM9305	F13 SIB 3D
B Board	REV 06	711-035082	EM9667	F13 SIB 3D Mezz
P Board	REV 05	711-043544	EM9708	F13 SIB 3D Power
Xcvr 0	REV 01	740-047547	XB34FB00S	CXP Module
Xcvr 2	REV 01	740-047547	XB48FB01H	CXP Module
Xcvr 4	REV 01	740-047547	XB34FB02W	CXP Module
Xcvr 6	REV 01	740-047547	XB34FB01T	CXP Module
Xcvr 8	REV 01	740-047547	XB48FB00W	CXP Module
Xcvr 10	REV 01	740-047547	XB34FB01S	CXP Module
Xcvr 12	REV 01	740-047547	XB34FB03H	CXP Module
Xcvr 14	REV 01	740-047547	XB34FB023	CXP Module
SIB F13 3	REV 01	710-035001	EJ2612	F13 SIB 3D
B Board	REV 01	711-035082	EJ3815	F13 SIB 3D Mezz
P Board	REV 01	711-043544	EJ2678	F13 SIB 3D Power
Xcvr 0	REV 01	740-047547	XB48FB04C	CXP Module
Xcvr 2	REV 01	740-047547	XB48FB00Z	CXP Module
Xcvr 4	REV 01	740-047547	XB47FB036	CXP Module
Xcvr 6	REV 01	740-047547	XB47FB029	CXP Module
Xcvr 8	REV 01	740-047547	XB48FB02N	CXP Module
Xcvr 10	REV 01	740-047547	XB42FB0CS	CXP Module
Xcvr 12	REV 01	740-047547	XB47FB01X	CXP Module
Xcvr 14	REV 01	740-047547	XB48FB02F	CXP Module
SIB F13 6	REV 05	750-035002	EK2675	F13 SIB 3D
B Board	REV 03	711-035082	EK2612	F13 SIB 3D Mezz
P Board	REV 04	711-043544	EK1179	F13 SIB 3D Power
Xcvr 0	REV 01	740-047547	XB48FB01T	CXP Module
Xcvr 2	REV 01	740-047547	XB48FB02M	CXP Module
Xcvr 4	REV 01	740-047547	XB48FB031	CXP Module
Xcvr 6	REV 01	740-047547	XB48FB04P	CXP Module
Xcvr 8	REV 01	740-047547	XB48FB02T	CXP Module
Xcvr 10	REV 01	740-047547	XB34FB01V	CXP Module
Xcvr 12	REV 01	740-047547	XB48FB02C	CXP Module
Xcvr 14		NON-JNPR		No Module
SIB F13 12	REV 01	710-035001	EJ2631	F13 SIB 3D
B Board	REV 01	711-035082	EJ3808	F13 SIB 3D Mezz
P Board	REV 01	711-043544	EJ2676	F13 SIB 3D Power
SIB F2S 0/0	REV 01	711-034977	EH9829	F2S SIB 3D
B Board	REV 01	711-034979	EH9927	F2S SIB 3D Mezz
SIB F2S 0/2	REV 01	711-034977	EH9791	F2S SIB 3D
B Board	REV 01	711-034979	EH9852	F2S SIB 3D Mezz
SIB F2S 0/4	REV 01	711-034977	EH9803	F2S SIB 3D
B Board	REV 01	711-034979	EH9915	F2S SIB 3D Mezz
SIB F2S 0/6	REV 01	711-034977	EH9763	F2S SIB 3D
B Board	REV 01	711-034979	EH9880	F2S SIB 3D Mezz
SIB F2S 1/0	REV 01	711-034977	EH9757	F2S SIB 3D
B Board	REV 01	711-034979	EH9889	F2S SIB 3D Mezz
SIB F2S 1/2	REV 01	711-034977	EH9815	F2S SIB 3D
B Board	REV 01	711-034979	EH9890	F2S SIB 3D Mezz
SIB F2S 1/4	REV 08	750-034978	EN1954	F2S SIB 3D
B Board	REV 02	711-034979	EN1436	F2S SIB 3D Mezz
SIB F2S 1/6	REV 01	711-034977	EJ7054	F2S SIB 3D
B Board	REV 01	711-034979	EJ8238	F2S SIB 3D Mezz
SIB F2S 2/0	REV 01	711-034977	EH9830	F2S SIB 3D
B Board	REV 01	711-034979	EH9844	F2S SIB 3D Mezz
SIB F2S 2/2	REV 01	711-034977	EH9818	F2S SIB 3D
B Board	REV 01	711-034979	EH9888	F2S SIB 3D Mezz
SIB F2S 2/4	REV 01	711-034977	EH9795	F2S SIB 3D

B Board	REV 01	711-034979	EH9869	F2S SIB 3D Mezz
SIB F2S 2/6	REV 01	711-034977	EJ7026	F2S SIB 3D
B Board	REV 01	711-034979	EJ8273	F2S SIB 3D Mezz
SIB F2S 3/0	REV 01	711-034977	EH9811	F2S SIB 3D
B Board	REV 01	711-034979	EH9892	F2S SIB 3D Mezz
SIB F2S 3/2	REV 01	711-034977	EH9812	F2S SIB 3D
B Board	REV 01	711-034979	EH9877	F2S SIB 3D Mezz
SIB F2S 3/4	REV 08	750-034978	EN1947	F2S SIB 3D
B Board	REV 02	711-034979	EN1471	F2S SIB 3D Mezz
Fan Tray 0	REV 10	760-024497	EH3313	Front Fan Tray
Fan Tray 1	REV 10	760-024497	EH3290	Front Fan Tray
Fan Tray 2	REV 10	760-024502	EH3292	Rear Fan Tray
Fan Tray 3	REV 10	760-024502	EH3287	Rear Fan Tray
Fan Tray 4	REV 10	760-024502	EH3286	Rear Fan Tray
Fan Tray 5	REV 10	760-024502	EH3285	Rear Fan Tray

### show chassis hardware (16-Port 10-Gigabit Ethernet MPC with SFP+ Optics [MX Series Routers])

```
user@host> show chassis hardware
```

Hardware inventory:

Item	Version	Part number	Serial number	Description
Chassis			JN112D865AFA	MX960
Midplane	REV 03	710-013698	TS3339	MX960 Backplane
FPM Board	REV 03	710-014974	WW6267	Front Panel Display
PDM	Rev 03	740-013110	QCS12485026	Power Distribution
Module				
PEM 0	Rev 04	740-013682	QCS12434086	PS 1.7kW; 200-240VAC
in				
PEM 1	Rev 04	740-013682	QCS1243408Z	PS 1.7kW; 200-240VAC
in				
PEM 2	Rev 04	740-013682	QCS1243407X	PS 1.7kW; 200-240VAC
in				
Routing Engine 0	REV 07	740-015113	9009009677	RE-S-1300
Routing Engine 1	REV 07	740-015113	9009011510	RE-S-1300
CB 0	REV 03	710-021523	XF0394	MX SCB
CB 1	REV 03	710-021523	XF0550	MX SCB
CB 2	REV 03	710-021523	XD7455	MX SCB
FPC 4	REV 02	750-028467	JR6127	MPC M 16x 10GE
CPU	REV 02	711-029089	JX0129	AS PMB
PIC 0		BUILTIN	BUILTIN	4x 10GE(LAN) SFP+
PIC 1		BUILTIN	BUILTIN	4x 10GE(LAN) SFP+
PIC 2		BUILTIN	BUILTIN	4x 10GE(LAN) SFP+
PIC 3		BUILTIN	BUILTIN	4x 10GE(LAN) SFP+
Fan Tray 0	REV 05	740-014971	TP9990	Fan Tray
Fan Tray 1	REV 05	740-014971	VS1709	Fan Tray

### show chassis hardware (MPC3E [MX Series Routers])

```
user@host> show chassis hardware
```

Hardware inventory:

Item	Version	Part number	Serial number	Description
Chassis			JN1101AFEAFB	MX480
Midplane	REV 05	710-017414	TR4444	MX480 Midplane
FPM Board	REV 02	710-017254	KG6056	Front Panel Display
PEM 0	Rev 03	740-017330	QCS082090FC	PS 1.2-1.7kW; 100-240V
PEM 1	Rev 03	740-017330	QCS082090FD	PS 1.2-1.7kW; 100-240V
Routing Engine 0	REV 07	740-013063	9009004124	RE-S-2000

Routing Engine 1	REV 07	740-013063	9009005569	RE-S-2000
CB 0	REV 07	710-021523	XZ3587	MX SCB
CB 1	REV 03	710-021523	KH8306	MX SCB
FPC 1	REV 04.1.07	750-033205	P1240	MPC Type 3
CPU	REV 01	711-035209	YL0504	HMPC PMB 2G
MIC 1	REV 10	750-033199	YX4495	1X100GE CFP
PIC 2		BUILTIN	BUILTIN	1X100GE CFP
Xcvr 0	REV 01	740-032210	C22CQNE	CFP-100G-LR4
FPC 2	REV 26	750-016670	KH0045	DPCE 40x 1GE R EQ
CPU	REV 07	710-013713	KF5448	DPC PMB
PIC 0		BUILTIN	BUILTIN	10x 1GE(LAN) EQ
Xcvr 0	REV 01	740-011613	PF21JHU	SFP-SX
PIC 1		BUILTIN	BUILTIN	10x 1GE(LAN) EQ
Xcvr 9	REV 01	740-011613	AM0813S8ZL6	SFP-SX
PIC 2		BUILTIN	BUILTIN	10x 1GE(LAN) EQ
Xcvr 0	REV 02	740-011613	PGL2KYF	SFP-SX
Xcvr 2	REV 01	740-011613	AM0806S8N4P	SFP-SX
PIC 3		BUILTIN	BUILTIN	10x 1GE(LAN) EQ
Xcvr 5	REV 01	740-011613	AM0815S967N	SFP-SX
Xcvr 7	REV 01	740-011613	AM0806S8N1X	SFP-SX
Xcvr 8	REV 01	740-011613	AM0815S967J	SFP-SX
Xcvr 9	REV 01	740-011613	AM0815S967M	SFP-SX
FPC 3	REV 12.2.09	750-033205	YR9443	MPC Type 3
CPU	REV 03	711-035209	YL6931	HMPC PMB 2G
MIC 0	REV 05	750-033199	YR3269	1X100GE CFP
PIC 0		BUILTIN	BUILTIN	1X100GE CFP
Xcvr 0	REV 01	740-032210	ULH0KG3	CFP-100G-LR4
MIC 1	REV 02	750-033199	YG3245	1X100GE CFP
PIC 2		BUILTIN	BUILTIN	1X100GE CFP
Xcvr 0	REV 01	740-032210	ULH0KGF	CFP-100G-LR4
FPC 4	REV 12.3.09	750-033205	YR9437	MPC Type 3
CPU	REV 03	711-035209	YT5857	HMPC PMB 2G
MIC 0	REV 05	750-033199	YR3295	1X100GE CFP
PIC 0		BUILTIN	BUILTIN	1X100GE CFP
Xcvr 0		NON-JNPR	X12000187	CFP-100G-SR10
MIC 1	REV 10	750-033199	YX4518	1X100GE CFP
PIC 2		BUILTIN	BUILTIN	1X100GE CFP
Xcvr 0	REV 01	740-035329	X12J00008	CFP-100G-SR10
FPC 5	REV 06	750-024884	JW9769	MPC Type 2 3D EQ
CPU	REV 02	711-028401	JR6158	MPC PMB 2G Proto
MIC 0	REV 05	750-028387	JR6197	3D 4x 10GE XFP
PIC 0		BUILTIN	BUILTIN	2x 10GE XFP
Xcvr 0	REV 01	740-014289	T07M71112	XFP-10G-SR
Xcvr 1	REV 02	740-014289	T08L85610	XFP-10G-SR
PIC 1		BUILTIN	BUILTIN	2x 10GE XFP
MIC 1	REV 22	750-028392	YM0053	3D 20x 1GE(LAN) SFP
PIC 2		BUILTIN	BUILTIN	10x 1GE(LAN) SFP
Xcvr 0	REV 01	740-011613	AM0703S005B	SFP-SX
Xcvr 1	REV 01	740-011613	E07L01352	SFP-SX
PIC 3		BUILTIN	BUILTIN	10x 1GE(LAN) SFP
Xcvr 5	REV 01	740-013111	6500217	SFP-T
Xcvr 9	REV 02	740-013111	8499527	SFP-T
Fan Tray				Left Fan Tray

The PIC number for MIC 1 always starts from 2 (even if the first MIC is a 1X100GE CFP or a legacy MIC).

#### show chassis hardware (QFX3500 Switches)

```
user@switch> show chassis hardware
```

## Hardware inventory:

Item	Version	Part number	Serial number	Description
Chassis				QFX3500
Routing Engine 0		BUILTIN	BUILTIN	QFX Routing Engine
FPC 0	REV 04	750-044071	BBAR3902	QFX3500-48S4Q-AFI
CPU		BUILTIN	BUILTIN	FPC CPU
PIC 0		BUILTIN	BUILTIN	48x 10G-SFP+
PIC 1		BUILTIN	BUILTIN	15x 10G-SFP+
MGMT BRD	REV 02	750-044063	BBAR0398	QFX3500-MGMT-SFP-AFO
Xcvr 0	REV 01	740-011614	AC0946S0BD1	SFP-LX10
Xcvr 1	REV 02	740-013111	A281922	SFP-T
Power Supply 0	Rev 04	740-032091	UI00677	JPSU-650W-AC-AFI
Power Supply 1	REV 00	740-041741	VJ00162	JPSU-650W-AC-AFO
Fan Tray 0				QFX Fan Tray, Back to
Front Airflow				
Fan Tray 1				QFX Fan Tray, Back to
Front Airflow				
Fan Tray 2				QFX Fan Tray, Back to
Front Airflow				

## show chassis hardware detail (QFX3500 Switches)

user@switch&gt; show chassis hardware detail

## Hardware inventory:

Item	Version	Part number	Serial number	Description
Chassis			JN000TEST5	QFX3500
Routing Engine 0		BUILTIN	BUILTIN	QFX Routing Engine
FPC 0	REV 05	750-036931	EE0823	QFX3500-48S4Q-AFI
CPU		BUILTIN	BUILTIN	FPC CPU
PIC 0		BUILTIN	BUILTIN	48x 10G-SFP+
Xcvr 0	REV 01	740-030589	S99E270079	SFP+-10G-LPBK
Xcvr 1	REV 01	740-030589	S9AK450099	SFP+-10G-LPBK
Xcvr 2	REV 01	740-030589	S99E270078	SFP+-10G-LPBK
Xcvr 3	REV 01	740-030589	S9AK450098	SFP+-10G-LPBK
Xcvr 4	REV 01	740-030589	S99E270075	SFP+-10G-LPBK
Xcvr 5	REV 01	740-030589	S9AK450093	SFP+-10G-LPBK
Xcvr 6	REV 01	740-030589	S9AK450097	SFP+-10G-LPBK
Xcvr 7	REV 01	740-030589	S9AK450095	SFP+-10G-LPBK
Xcvr 8	REV 01	740-030589	S99E270072	SFP+-10G-LPBK
Xcvr 9	REV 01	740-030589	S99E270073	SFP+-10G-LPBK
Xcvr 10	REV 01	740-030589	S99E270080	SFP+-10G-LPBK
Xcvr 11	REV 01	740-030589	S9AK450169	SFP+-10G-LPBK
Xcvr 12	REV 01	740-030589	S99E270076	SFP+-10G-LPBK
Xcvr 13	REV 01	740-030589	S9AK450167	SFP+-10G-LPBK
Xcvr 14	REV 01	740-030589	S9AK450170	SFP+-10G-LPBK
Xcvr 15	REV 01	740-030589	S9AK450166	SFP+-10G-LPBK
Xcvr 16	REV 01	740-030589	S9AK450092	SFP+-10G-LPBK
Xcvr 17	REV 01	740-030589	S9AK450163	SFP+-10G-LPBK
Xcvr 18	REV 01	740-030589	S9AK450094	SFP+-10G-LPBK
Xcvr 19	REV 01	740-030589	S9AK450100	SFP+-10G-LPBK
Xcvr 20	REV 01	740-030589	S9AK450168	SFP+-10G-LPBK
Xcvr 21	REV 01	740-030589	S9AK450165	SFP+-10G-LPBK
Xcvr 22	REV 01	740-030589	S9AK450073	SFP+-10G-LPBK
Xcvr 23	REV 01	740-030589	S9AK450164	SFP+-10G-LPBK
Xcvr 24	REV 01	740-030589	S9AK450074	SFP+-10G-LPBK
Xcvr 25	REV 01	740-030589	SA62270195	SFP+-10G-LPBK
Xcvr 26	REV 01	740-030589	S9AK450078	SFP+-10G-LPBK
Xcvr 27	REV 01	740-030589	S9AK450024	SFP+-10G-LPBK
Xcvr 28	REV 01	740-030589	S9AK450027	SFP+-10G-LPBK

Xcvr 29	REV 01	740-030589	S9AK450080	SFP+-10G-LPBK
Xcvr 30	REV 01	740-030589	S9AK450030	SFP+-10G-LPBK
Xcvr 31	REV 01	740-030589	S9AK450025	SFP+-10G-LPBK
Xcvr 32	REV 01	740-030589	S9AK450023	SFP+-10G-LPBK
Xcvr 33	REV 01	740-030589	S9AK450075	SFP+-10G-LPBK
Xcvr 34	REV 01	740-030589	S9AK450161	SFP+-10G-LPBK
Xcvr 35	REV 01	740-030589	S9AK450071	SFP+-10G-LPBK
Xcvr 36	REV 01	740-030589	S9AK450072	SFP+-10G-LPBK
Xcvr 37	REV 01	740-030589	S9AK450022	SFP+-10G-LPBK
Xcvr 38	REV 01	740-030589	S9AK450021	SFP+-10G-LPBK
Xcvr 39	REV 01	740-030589	S9AK450175	SFP+-10G-LPBK
Xcvr 40	REV 01	740-030589	S9AK450162	SFP+-10G-LPBK
Xcvr 41	REV 01	740-030589	S99E270074	SFP+-10G-LPBK
Xcvr 42	REV 01	740-030589	S9AK450174	SFP+-10G-LPBK
Xcvr 43	REV 01	740-030589	S9AK450077	SFP+-10G-LPBK
Xcvr 44	REV 01	740-030589	S9AK450076	SFP+-10G-LPBK
Xcvr 45	REV 01	740-030589	S9AK450026	SFP+-10G-LPBK
Xcvr 46	REV 01	740-030589	S9AK450079	SFP+-10G-LPBK
Xcvr 47	REV 01	740-030589	S9AK450029	SFP+-10G-LPBK
PIC 1		BUILTIN	BUILTIN	15x 10G-SFP+
Xcvr 1	REV 01	740-032986	QA170087	QSFP+-40G-SR4
Xcvr 4	REV 01	740-032986	QA360442	QSFP+-40G-SR4
Xcvr 8	REV 01	740-032986	QA170091	QSFP+-40G-SR4
Xcvr 12	REV 01	740-032986	QA170042	QSFP+-40G-SR4
MGMT BRD	REV 08	750-036946	EE0731	QFX3500-MB
Power Supply 0	Rev 04	740-032091	UI00690	QFX PS 650W AC
Power Supply 1	Rev 04	740-032091	UI00679	QFX PS 650W AC
Fan Tray 0				QFX Fan Tray
Fan Tray 1				QFX Fan Tray

### show chassis hardware models (QFX3500 Switches)

```

user@switch> show chassis hardware models
Hardware inventory:
Item          Version  Part number  Serial number  FRU model number
Routing Engine 0      BUILTIN    BUILTIN
FPC 0          REV 02     711-032234  EC4074
Power Supply 0  PSMI 2C   11-d65800   --

```

### show chassis hardware clei-models (QFX3500 Switches)

```

user@switch> show chassis hardware clei-models
Hardware inventory:
Item          Version  Part number  CLEI code      FRU model number
Routing Engine 0      BUILTIN
FPC 0          REV 02     711-032234
Power Supply 0  PSMI 2C   11-d65800

```

### show chassis hardware interconnect-device (QFabric Systems)

```

user@switch> show chassis hardware interconnect-device interconnect1
Hardware inventory:
Item          Version  Part number  Serial number  Description
Chassis       REV 07
Midplane      REV 07     750-021261  BH0208188289  QFX Midplane
CB 0          REV 07     750-021261  BH0208188289  QFXIC08-CB4S

```

### show chassis hardware node-device (QFabric Systems)

```

user@switch> show chassis hardware node-device node1
Routing Engine 0  BUILTIN    BUILTIN    QFX Routing Engine
node1            REV 05     711-032234  ED3694      QFX3500-48S4Q-AFI

```

```

CPU                               BUILTIN      BUILTIN      FPC CPU
PIC 0                             BUILTIN      BUILTIN      48x 10G-SFP+
Xcvr 8      REV 01 740-030658    AD0946A028B  SFP+-10G-USR
...

```

### show chassis hardware (PTX5000 Packet Transport Router)

```

user@host> show chassis hardware
Hardware inventory:
Item                Version  Part number  Serial number  Description
Chassis                                JN11D1FD7AJA  PTX5000
Midplane            REV 03  711-031896  ABAC5589      Midplane-8S
FPM                 REV 08  760-030647  EG1679        Front Panel Display
PDU 0              Rev 05  740-032019  ZE00006       DC Power Dist Unit
  PSM 0            Rev 05  740-032022  ZJ00018       DC 12V Power Supply
  PSM 1            Rev 04  740-032022  ZC00052       DC 12V Power Supply
  PSM 2            Rev 04  740-032022  ZD00051       DC 12V Power Supply
  PSM 3            Rev 05  740-032022  ZJ00060       DC 12V Power Supply
CCG 0              REV 04  750-030653  EG3703        Clock Generator
CCG 1              REV 04  750-030653  EG3698        Clock Generator
Routing Engine 0   REV 05  740-026942  P737A-002231  RE-DUO-2600
Routing Engine 1   REV 06  740-026942  P737A-002438  RE-DUO-2600
CB 0               REV 08  750-030625  EG5519        Control Board
CB 1               REV 08  750-030625  EG5516        Control Board
FPC 0              REV 18  750-036844  EJ3080        FPC
  CPU              REV 12  711-030686  EJ3260        SNG PMB
FPC 2              REV 13  750-036844  EG5065        FPC
  CPU              REV 09  711-030686  EG4082        SNG PMB
  PIC 0            REV 14  750-031913  EG5127        24x 10GE(LAN) SFP+
    Xcvr 0         REV 01  740-031980  143363A00240  SFP+-10G-SR
    Xcvr 1         REV 01  740-031981  UK90PZ1       SFP+-10G-LR
    Xcvr 2         REV 01  740-031980  AD1141A04XH   SFP+-10G-SR
    Xcvr 3         REV 01  740-031981  UK90Q46       SFP+-10G-LR
    Xcvr 4         REV 01  740-031980  AD1141A04X4   SFP+-10G-SR
    Xcvr 6         REV 01  740-031980  B11H02560     SFP+-10G-SR
    Xcvr 7         REV 01  740-031980  B11C01589     SFP+-10G-SR
    Xcvr 8         REV 01  740-031980  AD1141A04XF   SFP+-10G-SR
    Xcvr 10        REV 01  740-031980  123363A01094  SFP+-10G-SR
    Xcvr 11        REV 01  740-031980  AK80LKF       SFP+-10G-SR
    Xcvr 12        REV 01  740-031980  183363A01528  SFP+-10G-SR
    Xcvr 14        REV 01  740-031980  193363A01079  SFP+-10G-SR
    Xcvr 15        REV 01  740-031980  AK80MC8       SFP+-10G-SR
    Xcvr 16        REV 01  740-031980  AJC0BHC       SFP+-10G-SR
    Xcvr 19        REV 01  740-021309  J08D26856     SFP+-10G-LR
    Xcvr 21        REV 01  740-031980  AK80KCT       SFP+-10G-SR
    Xcvr 22        REV 01  740-031981  UK90PZL       SFP+-10G-LR
    Xcvr 23        REV 01  740-031980  AK80N1V       SFP+-10G-SR
FPC 3              REV 13  750-036844  EG5074        FPC
  CPU              REV 09  711-030686  EG4064        SNG PMB
  PIC 1            REV 10  750-031903  EG0325        SNG Load
FPC 5              REV 06  750-036844  EH3198        FPC
  CPU
  PIC 0            REV 14  750-031913  EG5134        24x 10GE(LAN) SFP+
    Xcvr 0         REV 01  740-031980  AK80LBH       SFP+-10G-SR
    Xcvr 1         REV 01  740-031980  B11B03724     SFP+-10G-SR
    Xcvr 2         REV 01  740-031980  AK80FMH       SFP+-10G-SR
    Xcvr 5         REV 01  740-031980  B11J00818     SFP+-10G-SR
    Xcvr 6         REV 01  740-031980  193363A00743  SFP+-10G-SR
    Xcvr 7         REV 01  740-031980  B11B06125     SFP+-10G-SR

```

Xcvr 10	REV 01	740-031980	B11H02529	SFP+-10G-SR
Xcvr 11	REV 01	740-031980	AK80LFB	SFP+-10G-SR
Xcvr 12	REV 01	740-031980	193363A01061	SFP+-10G-SR
Xcvr 15	REV 01	740-031980	B11J00687	SFP+-10G-SR
Xcvr 16	REV 01	740-031980	193363A00738	SFP+-10G-SR
Xcvr 18	REV 01	740-031980	AK80MQX	SFP+-10G-SR
Xcvr 19	REV 01	740-021309	J08C17257	SFP+-10G-LR
Xcvr 22	REV 01	740-031980	B11J00730	SFP+-10G-SR
Xcvr 23	REV 01	740-031980	AK80KEE	SFP+-10G-SR
PIC 1	REV 08	750-036710	EG3105	2x 40GE CFP
Xcvr 0	REV 01	740-034554	B260HLT	CFP-40G-LR4
Xcvr 1	REV 01	740-034554	B11C02847	CFP-40G-LR4
FPC 6	REV 18	750-036844	EJ4391	FPC
CPU	REV 12	711-030686	EJ3257	SNG PMB
FPC 7	REV 18	750-036844	EJ4382	FPC
CPU	REV 12	711-030686	EJ3238	SNG PMB
SPMB 0	REV 10	711-030686	EG5418	SNG PMB
SPMB 1	REV 09	711-030686	EG5373	SNG PMB
SIB 0	REV 07	750-030631	EG4858	SIB-I-8S
SIB 1	REV 07	750-030631	EG4872	SIB-I-8S
SIB 2	REV 07	750-030631	EG4866	SIB-I-8S
SIB 3	REV 07	750-030631	EG6011	SIB-I-8S
SIB 4	REV 07	750-030631	EG4907	SIB-I-8S
SIB 5	REV 07	750-030631	EG4879	SIB-I-8S
SIB 6	REV 07	750-030631	EG4864	SIB-I-8S
SIB 7	REV 07	750-030631	EG4899	SIB-I-8S
SIB 8	REV 07	750-030631	EG4880	SIB-I-8S
Fan Tray 0	REV 04	760-032784	EG1496	Vertical Fan Tray
Fan Tray 1	REV 04	760-030642	EG1335	Horizontal Fan Tray
Fan Tray 2	REV 02	760-030642	ED4952	Horizontal Fan Tray

#### show chassis hardware (PTX5000 Packet Transport Router with FPC2-PTX-PIA)

```

user@host> show chassis hardware
Hardware inventory:
Item          Version  Part number  Serial number  Description
Chassis                               JN1204FC0AJA   PTX5000
Midplane      REV 11   750-035893   ACAB8038      Midplane-8S
FPM           REV 12   760-030647   BBBD5619      Front Panel
Display
PDU 0         Rev 04   740-048336   1GB93470043   High Capacity DC PDU
PSM 0         Rev 04   740-046988   1GB63500184   High Capacity DC PSM
PSM 2         Rev 04   740-046988   1GB63500169   High Capacity DC PSM
PSM 4         Rev 04   740-046988   1GB63500306   High Capacity DC PSM
PSM 6         Rev 04   740-046988   1GB63500074   High Capacity DC PSM
PDU 1         Rev 04   740-048336   1GB93470045   High Capacity DC PDU
PSM 1         Rev 04   740-046988   1GB63500193   High Capacity DC PSM
PSM 3         Rev 04   740-046988   1GB63500143   High Capacity DC PSM
PSM 5         Rev 04   740-046988   1GB63500146   High Capacity DC PSM
PSM 7         Rev 04   740-046988   1GB63500192   High Capacity DC PSM
CCG 0         REV 09   750-030653   BBBC1909      Clock Generator
CCG 1         REV 09   750-030653   BBBD2970      Clock Generator
...

```

#### show chassis hardware clei-models (PTX5000 Packet Transport Router)

```

user@host> show chassis hardware clei-models
Hardware inventory:
Item          Version  Part number  CLEI code      FRU model number
FPM           REV 08   760-030647   PROTOXCLEI     CRAFT-PTX5000-S
PDU 0         Rev 05   740-032019   IPUPAHLKAA     PWR-SAN-PDU-DC

```

PSM 0	Rev 05	740-032022	IPUPAHNKAA	PSM-PTX-DC-120-S
PSM 1	Rev 04	740-032022	032022XXXX	PWR-SAN-12-DC
PSM 2	Rev 04	740-032022	032022XXXX	PWR-SAN-12-DC
PSM 3	Rev 05	740-032022	IPUPAHNKAA	PSM-PTX-DC-120-S
CCG 0	REV 04	750-030653	PROTOXCLEI	CCG-PTX-S
CCG 1	REV 04	750-030653	PROTOXCLEI	CCG-PTX-S
Routing Engine 0	REV 05	740-026942		RE-DUO-C2600-16G-S
Routing Engine 1	REV 06	740-026942		RE-DUO-C2600-16G-S
CB 0	REV 08	750-030625	PROTOXCLEI	CB-PTX-S
CB 1	REV 08	750-030625	PROTOXCLEI	CB-PTX-S
FPC 0	REV 18	750-036844	PROTOXCLEI	FPC-PTX-P1-A
FPC 2	REV 13	750-036844	PROTOXCLEI	FPC-PTX-P1-A
PIC 0	REV 14	750-031913	PROTOXCLEI	P1-PTX-24-10GE-SFPP
FPC 3	REV 13	750-036844	PROTOXCLEI	FPC-PTX-P1-A
FPC 5				
PIC 0	REV 14	750-031913	PROTOXCLEI	P1-PTX-24-10GE-SFPP
FPC 6	REV 18	750-036844	PROTOXCLEI	FPC-PTX-P1-A
FPC 7	REV 18	750-036844	PROTOXCLEI	FPC-PTX-P1-A
SIB 0	REV 07	750-030631	PROTOXCLEI	SIB-I-PTX5008
SIB 1	REV 07	750-030631	PROTOXCLEI	SIB-I-PTX5008
SIB 2	REV 07	750-030631	PROTOXCLEI	SIB-I-PTX5008
SIB 3	REV 07	750-030631	PROTOXCLEI	SIB-I-PTX5008
SIB 4	REV 07	750-030631	PROTOXCLEI	SIB-I-PTX5008
SIB 5	REV 07	750-030631	PROTOXCLEI	SIB-I-PTX5008
SIB 6	REV 07	750-030631	PROTOXCLEI	SIB-I-PTX5008
SIB 7	REV 07	750-030631	PROTOXCLEI	SIB-I-PTX5008
SIB 8	REV 07	750-030631	PROTOXCLEI	SIB-I-PTX5008
Fan Tray 1	REV 04	760-030642	PROTOXCLEI	FAN-PTX-H-S

#### show chassis hardware clei-models (PTX5000 Packet Transport Router with FPC2-PTX-P1A)

```

user@host> show chassis hardware clei-models
Hardware inventory:

```

Item	Version	Part number	CLEI code	FRU model number
Midplane	REV 11	750-035893	IPMUN00ARA	CHAS-MP-PTX5000-S
FPM	REV 12	760-030647	IPUCA7SCAA	CRAFT-PTX5000-S
PDU 0	Rev 04	740-048336	IPUPAL7KAA	PDU2-PTX-DC-S
PSM 0	Rev 04	740-046988	IPUPAL8KAA	PSM2-PTX-DC-S
PSM 2	Rev 04	740-046988	IPUPAL8KAA	PSM2-PTX-DC-S
PSM 4	Rev 04	740-046988	IPUPAL8KAA	PSM2-PTX-DC-S
PSM 6	Rev 04	740-046988	IPUPAL8KAA	PSM2-PTX-DC-S
PDU 1	Rev 04	740-048336	IPUPAL7KAA	PDU2-PTX-DC-S
PSM 1	Rev 04	740-046988	IPUPAL8KAA	PSM2-PTX-DC-S
PSM 3	Rev 04	740-046988	IPUPAL8KAA	PSM2-PTX-DC-S
PSM 5	Rev 04	740-046988	IPUPAL8KAA	PSM2-PTX-DC-S
PSM 7	Rev 04	740-046988	IPUPAL8KAA	PSM2-PTX-DC-S
CCG 0	REV 09	750-030653	IPUCA7DCAA	CCG-PTX-S
CCG 1	REV 09	750-030653	IPUCA7DCAA	CCG-PTX-S
...				

#### show chassis hardware detail (PTX5000 Packet Transport Router)

```

user@host> show chassis hardware detail
Hardware inventory:

```

Item	Version	Part number	Serial number	Description
Chassis			JN11D1FD7AJA	PTX5000
Midplane	REV 03	711-031896	ABAC5589	Midplane-8S
FPM	REV 08	760-030647	EG1679	Front Panel Display
PDU 0	Rev 05	740-032019	ZE00006	DC Power Dist Unit
PSM 0	Rev 05	740-032022	ZJ00018	DC 12V Power Supply
PSM 1	Rev 04	740-032022	ZC00052	DC 12V Power Supply

PSM 2	Rev 04	740-032022	ZD00051	DC 12V Power Supply
PSM 3	Rev 05	740-032022	ZJ00060	DC 12V Power Supply
CCG 0	REV 04	750-030653	EG3703	Clock Generator
CCG 1	REV 04	750-030653	EG3698	Clock Generator
Routing Engine 0	REV 05	740-026942	P737A-002231	RE-DUO-2600
ad0 3823 MB	SMART CF		201006190039C02DC02D	Compact Flash
ad1 62720 MB	SMART Lite SATA Drive		2011042300CF4C6B4C6B	Disk 1
Routing Engine 1	REV 06	740-026942	P737A-002438	RE-DUO-2600
ad0 3823 MB	SMART CF		20100619053455F055F0	Compact Flash
ad1 62720 MB	SMART Lite SATA Drive		20110423000AE8E7E8E7	Disk 1
CB 0	REV 08	750-030625	EG5519	Control Board
CB 1	REV 08	750-030625	EG5516	Control Board
FPC 0	REV 18	750-036844	EJ3080	FPC
CPU	REV 12	711-030686	EJ3260	SNG PMB
FPC 2	REV 13	750-036844	EG5065	FPC
CPU	REV 09	711-030686	EG4082	SNG PMB
PIC 0	REV 14	750-031913	EG5127	24x 10GE(LAN) SFP+
Xcvr 0	REV 01	740-031980	143363A00240	SFP+-10G-SR
Xcvr 1	REV 01	740-031981	UK90PZ1	SFP+-10G-LR
Xcvr 2	REV 01	740-031980	AD1141A04XH	SFP+-10G-SR
Xcvr 3	REV 01	740-031981	UK90Q46	SFP+-10G-LR
Xcvr 4	REV 01	740-031980	AD1141A04X4	SFP+-10G-SR
Xcvr 6	REV 01	740-031980	B11H02560	SFP+-10G-SR
Xcvr 7	REV 01	740-031980	B11C01589	SFP+-10G-SR
Xcvr 8	REV 01	740-031980	AD1141A04XF	SFP+-10G-SR
Xcvr 10	REV 01	740-031980	123363A01094	SFP+-10G-SR
Xcvr 11	REV 01	740-031980	AK80LKF	SFP+-10G-SR
Xcvr 12	REV 01	740-031980	183363A01528	SFP+-10G-SR
Xcvr 14	REV 01	740-031980	193363A01079	SFP+-10G-SR
Xcvr 15	REV 01	740-031980	AK80MC8	SFP+-10G-SR
Xcvr 16	REV 01	740-031980	AJCOBHC	SFP+-10G-SR
Xcvr 19	REV 01	740-021309	J08D26856	SFP+-10G-LR
Xcvr 21	REV 01	740-031980	AK80KCT	SFP+-10G-SR
Xcvr 22	REV 01	740-031981	UK90PZL	SFP+-10G-LR
Xcvr 23	REV 01	740-031980	AK80N1V	SFP+-10G-SR
FPC 3	REV 13	750-036844	EG5074	FPC
CPU	REV 09	711-030686	EG4064	SNG PMB
PIC 1	REV 10	750-031903	EG0325	SNG Load
FPC 5	REV 06	750-036844	EH3198	FPC
CPU				
PIC 0	REV 14	750-031913	EG5134	24x 10GE(LAN) SFP+
Xcvr 0	REV 01	740-031980	AK80LBH	SFP+-10G-SR
Xcvr 1	REV 01	740-031980	B11B03724	SFP+-10G-SR
Xcvr 2	REV 01	740-031980	AK80FMH	SFP+-10G-SR
Xcvr 5	REV 01	740-031980	B11J00818	SFP+-10G-SR
Xcvr 6	REV 01	740-031980	193363A00743	SFP+-10G-SR
Xcvr 7	REV 01	740-031980	B11B06125	SFP+-10G-SR
Xcvr 10	REV 01	740-031980	B11H02529	SFP+-10G-SR
Xcvr 11	REV 01	740-031980	AK80LFB	SFP+-10G-SR
Xcvr 12	REV 01	740-031980	193363A01061	SFP+-10G-SR
Xcvr 15	REV 01	740-031980	B11J00687	SFP+-10G-SR
Xcvr 16	REV 01	740-031980	193363A00738	SFP+-10G-SR
Xcvr 18	REV 01	740-031980	AK80MQX	SFP+-10G-SR
Xcvr 19	REV 01	740-021309	J08C17257	SFP+-10G-LR
Xcvr 22	REV 01	740-031980	B11J00730	SFP+-10G-SR
Xcvr 23	REV 01	740-031980	AK80KEE	SFP+-10G-SR
PIC 1	REV 08	750-036710	EG3105	2x 40GE CFP
Xcvr 0	REV 01	740-034554	B26OHLT	CFP-40G-LR4
Xcvr 1	REV 01	740-034554	B11C02847	CFP-40G-LR4
FPC 6	REV 18	750-036844	EJ4391	FPC
CPU	REV 12	711-030686	EJ3257	SNG PMB

FPC 7	REV 18	750-036844	EJ4382	FPC
CPU	REV 12	711-030686	EJ3238	SNG PMB
SPMB 0	REV 10	711-030686	EG5418	SNG PMB
SPMB 1	REV 09	711-030686	EG5373	SNG PMB
SIB 0	REV 07	750-030631	EG4858	SIB-I-8S
SIB 1	REV 07	750-030631	EG4872	SIB-I-8S
SIB 2	REV 07	750-030631	EG4866	SIB-I-8S
SIB 3	REV 07	750-030631	EG6011	SIB-I-8S
SIB 4	REV 07	750-030631	EG4907	SIB-I-8S
SIB 5	REV 07	750-030631	EG4879	SIB-I-8S
SIB 6	REV 07	750-030631	EG4864	SIB-I-8S
SIB 7	REV 07	750-030631	EG4899	SIB-I-8S
SIB 8	REV 07	750-030631	EG4880	SIB-I-8S
Fan Tray 0	REV 04	760-032784	EG1496	Vertical Fan Tray
Fan Tray 1	REV 04	760-030642	EG1335	Horizontal Fan Tray
Fan Tray 2	REV 02	760-030642	ED4952	Horizontal Fan Tray

### show chassis hardware detail (PTX5000 Packet Transport Router with FPC2-PTX-P1A)

```

user@host> show chassis hardware detail
Hardware inventory:

```

Item	Version	Part number	Serial number	Description
Chassis			JN1204FC0AJA	PTX5000
Midplane	REV 11	750-035893	ACAB8038	Midplane-8S
FPM	REV 12	760-030647	BBBD5619	Front Panel
Display				
PDU 0	Rev 04	740-048336	1GB93470043	High Capacity DC PDU
PSM 0	Rev 04	740-046988	1GB63500184	High Capacity DC PSM
PSM 2	Rev 04	740-046988	1GB63500169	High Capacity DC PSM
PSM 4	Rev 04	740-046988	1GB63500306	High Capacity DC PSM
PSM 6	Rev 04	740-046988	1GB63500074	High Capacity DC PSM
PDU 1	Rev 04	740-048336	1GB93470045	High Capacity DC PDU
PSM 1	Rev 04	740-046988	1GB63500193	High Capacity DC PSM
PSM 3	Rev 04	740-046988	1GB63500143	High Capacity DC PSM
PSM 5	Rev 04	740-046988	1GB63500146	High Capacity DC PSM
PSM 7	Rev 04	740-046988	1GB63500192	High Capacity DC PSM
CCG 0	REV 09	750-030653	BBBC1909	Clock Generator
CCG 1	REV 09	750-030653	BBBD2970	Clock Generator
...				

### show chassis hardware models (PTX5000 Packet Transport Router)

```

user@host> show chassis hardware models
Hardware inventory:

```

Item	Version	Part number	Serial number	FRU model number
FPM	REV 08	760-030647	EG1679	CRAFT-PTX5000-S
PDU 0	Rev 05	740-032019	ZE00006	PWR-SAN-PDU-DC
PSM 0	Rev 05	740-032022	ZJ00018	PSM-PTX-DC-120-S
PSM 1	Rev 04	740-032022	ZC00052	PWR-SAN-12-DC
PSM 2	Rev 04	740-032022	ZD00051	PWR-SAN-12-DC
PSM 3	Rev 05	740-032022	ZJ00060	PSM-PTX-DC-120-S
CCG 0	REV 04	750-030653	EG3703	CCG-PTX-S
CCG 1	REV 04	750-030653	EG3698	CCG-PTX-S
Routing Engine 0	REV 05	740-026942	P737A-002231	RE-DUO-C2600-16G-S
Routing Engine 1	REV 06	740-026942	P737A-002438	RE-DUO-C2600-16G-S
CB 0	REV 08	750-030625	EG5519	CB-PTX-S
CB 1	REV 08	750-030625	EG5516	CB-PTX-S
FPC 0	REV 18	750-036844	EJ3080	FPC-PTX-P1-A
FPC 2	REV 13	750-036844	EG5065	FPC-PTX-P1-A
PIC 0	REV 14	750-031913	EG5127	P1-PTX-24-10GE-SFPP
FPC 3	REV 13	750-036844	EG5074	FPC-PTX-P1-A

FPC 5				
PIC 0	REV 14	750-031913	EG5134	P1-PTX-24-10GE-SFPP
FPC 6	REV 18	750-036844	EJ4391	FPC-PTX-P1-A
FPC 7	REV 18	750-036844	EJ4382	FPC-PTX-P1-A
SIB 0	REV 07	750-030631	EG4858	SIB-I-PTX5008
SIB 1	REV 07	750-030631	EG4872	SIB-I-PTX5008
SIB 2	REV 07	750-030631	EG4866	SIB-I-PTX5008
SIB 3	REV 07	750-030631	EG6011	SIB-I-PTX5008
SIB 4	REV 07	750-030631	EG4907	SIB-I-PTX5008
SIB 5	REV 07	750-030631	EG4879	SIB-I-PTX5008
SIB 6	REV 07	750-030631	EG4864	SIB-I-PTX5008
SIB 7	REV 07	750-030631	EG4899	SIB-I-PTX5008
SIB 8	REV 07	750-030631	EG4880	SIB-I-PTX5008
Fan Tray 1	REV 04	760-030642	EG1335	FAN-PTX-H-S

#### show chassis hardware models (PTX5000 Packet Transport Router with FPC2-PTX-P1A)

```

user@host> show chassis hardware models
Hardware inventory:
Item          Version  Part number  Serial number  FRU model number
Midplane      REV 11    750-035893   ACAB8038      CHAS-MP-PTX5000-S
FPM           REV 12    760-030647   BBBD5619      CRAFT-PTX5000-S
PDU 0         Rev 04    740-048336   1GB93470043   PDU2-PTX-DC-S
  PSM 0       Rev 04    740-046988   1GB63500184   PSM2-PTX-DC-S
  PSM 2       Rev 04    740-046988   1GB63500169   PSM2-PTX-DC-S
  PSM 4       Rev 04    740-046988   1GB63500306   PSM2-PTX-DC-S
  PSM 6       Rev 04    740-046988   1GB63500074   PSM2-PTX-DC-S
PDU 1         Rev 04    740-048336   1GB93470045   PDU2-PTX-DC-S
  PSM 1       Rev 04    740-046988   1GB63500193   PSM2-PTX-DC-S
  PSM 3       Rev 04    740-046988   1GB63500143   PSM2-PTX-DC-S
  PSM 5       Rev 04    740-046988   1GB63500146   PSM2-PTX-DC-S
  PSM 7       Rev 04    740-046988   1GB63500192   PSM2-PTX-DC-S
CCG 0         REV 09    750-030653   BBBC1909      CCG-PTX-S
CCG 1         REV 09    750-030653   BBBD2970      CCG-PTX-S
...

```

#### show chassis hardware extensive (PTX5000 Packet Transport Router)

```

user@host> show chassis hardware extensive
Hardware inventory:
Item          Version  Part number  Serial number  Description
.....
PDU 0         Rev 04    740-032019   UE0003         DC Power Dist Unit
Jedec Code:   0x7fb0          EEPROM Version: 0x02
P/N:          740-032019      S/N:          UE0003
Assembly ID:  0x043d        Assembly Version: 04.00
Date:         11-29-2010   Assembly Flags: 0x00
Version:      Rev 04       CLEI Code:    032022XXXX
ID: DC Power Dist Unit     FRU Model Number: PWR-SAN-PDU-DC
Board Information Record:
Address 0x00: ff ff ff ff ff ff ff ff ff ff ff ff ff ff ff
I2C Hex Data:
Address 0x00: 7f b0 02 ff 04 3d 04 00 52 65 76 20 30 34 00 00
Address 0x10: 00 00 00 00 37 34 30 2d 30 33 32 30 31 39 00 00
Address 0x20: 53 2f 4e 20 55 45 30 30 30 33 00 00 00 1d 0b 07
Address 0x30: da ff ff ff ff ff ff ff ff ff ff ff ff ff ff
Address 0x40: ff ff ff ff 01 30 33 32 30 32 32 58 58 58 58 50
Address 0x50: 57 52 2d 53 41 4e 2d 50 44 55 2d 44 43 00 00 00
Address 0x60: 00 00 00 00 00 00 00 00 00 00 00 00 00 00 00 00
Address 0x70: 00 00 00 a3 ff ff ff ff ff ff ff ff ff ff ff ff
PSM 0         Rev 04    740-032022   YG00065       DC 12V Power Supply

```

```

Module
Jedec Code: 0x7fb0          EEPROM Version: 0x02
P/N: 740-032022          S/N: YG00065
Assembly ID: 0x0440        Assembly Version: 04.00
Date: 07-30-2010          Assembly Flags: 0x00
Version: Rev 04           CLEI Code: 032022XXXX
ID: DC 12V Power Supply Module FRU Model Number: PWR-SAN-12-DC
Board Information Record:
Address 0x00: ff ff ff ff ff ff ff ff ff ff ff ff ff ff ff ff
I2C Hex Data:
Address 0x00: 7f b0 02 ff 04 40 04 00 52 65 76 20 30 34 00 00
Address 0x10: 00 00 00 00 37 34 30 2d 30 33 32 30 32 32 00 00
Address 0x20: 53 2f 4e 20 59 47 30 30 30 36 35 00 00 1e 07 07
Address 0x30: da ff ff ff ff ff ff ff ff ff ff ff ff ff ff ff
Address 0x40: ff ff ff ff 01 30 33 32 30 32 32 58 58 58 58 50
Address 0x50: 57 52 2d 53 41 4e 2d 31 32 2d 44 43 20 20 20 20
Address 0x60: 20 20 20 20 20 20 01 00 ff ff ff ff ff ff ff ff
Address 0x70: ff ff ff 0c ff ff ff ff ff ff ff ff ff ff ff ff

```

### show chassis hardware (MX Routers with Media Services Blade [MSB])

```

user@switch> show chassis hardware
Hardware inventory:

```

Item	Version	Part number	Serial number	Description
Chassis			JN1100FB1AFB	MX480
Midplane	REV 05	710-017414	TR3310	MX480 Midplane
FPM Board	REV 02	710-017254	KG1872	Front Panel Display
PEM 2	Rev 02	740-017343	QCS0812A00N	DC Power Entry Module
PEM 3	Rev 02	740-017343	QCS0812A00U	DC Power Entry Module
Routing Engine 0	REV 07	740-015113	1000740938	RE-S-1300
CB 0	REV 03	710-021523	KF4630	MX SCB
FPC 1	REV 11	750-037207	ZW9726	AS-MCC
CPU	REV 04	711-038173	ZW4819	AS-MCC PMB
MIC 0	REV 06	750-037214	ZW3574	AS-MSC
PIC 0		BUILTIN	BUILTIN	AS-MSC
MIC 1	REV 00	750-037211		AS-MXC
PIC 2		BUILTIN	BUILTIN	AS-MXC

### show chassis hardware extensive (MX Routers with Media Services Blade [MSB])

```

user@switch> show chassis hardware extensive
FPC 1          REV 11  750-037207  ZW9726          AS-MCC
Jedec Code: 0x7fb0          EEPROM Version: 0x02
P/N: 750-037207          S/N: ZW9726
Assembly ID: 0x0b37        Assembly Version: 01.11
Date: 02-17-2012          Assembly Flags: 0x00
Version: REV 11           CLEI Code: PROTOXCLEI
ID: AS-MCC              FRU Model Number: 750-037207
Board Information Record:
Address 0x00: ff ff ff ff ff ff ff ff ff ff ff ff ff ff ff ff
I2C Hex Data:
Address 0x00: 7f b0 02 ff 0b 37 01 0b 52 45 56 20 31 31 00 00
Address 0x10: 00 00 00 00 37 35 30 2d 30 33 37 32 30 37 00 00
Address 0x20: 53 2f 4e 20 5a 57 39 37 32 36 00 00 00 11 02 07
Address 0x30: dc ff ff ff ff ff ff ff ff ff ff ff ff ff ff ff
Address 0x40: ff ff ff ff 01 50 52 4f 54 4f 58 43 4c 45 49 37
Address 0x50: 35 30 2d 30 33 37 32 30 37 00 00 00 00 00 00 00
Address 0x60: 00 00 00 00 00 00 31 31 00 ff ff ff ff ff ff ff
Address 0x70: ff ff ff 5e ff ff ff ff ff ff ff ff ff ff ff ff
CPU          REV 04  711-038173  ZW4819          AS-MCC-PMB

```

```

Jedec Code: 0x7fb0      EEPROM Version: 0x02
P/N: 711-038173        S/N: ZW4819
Assembly ID: 0x0b38     Assembly Version: 01.04
Date: 12-30-2011       Assembly Flags: 0x00
Version: REV 04
ID: AS-MCC PMB
Board Information Record:
Address 0x00: ff ff ff ff ff ff ff ff ff ff ff ff ff ff ff
I2C Hex Data:
Address 0x00: 7f b0 02 ff 0b 38 01 04 52 45 56 20 30 34 00 00
Address 0x10: 00 00 00 00 37 31 31 2d 30 33 38 31 37 33 00 00
Address 0x20: 53 2f 4e 20 5a 57 34 38 31 39 00 00 00 1e 0c 07
Address 0x30: db ff ff ff ff ff ff ff ff ff ff ff ff ff ff
Address 0x40: ff ff ff ff 00 50 52 4f 54 4f 58 43 4c 45 49 37
Address 0x50: 31 31 2d 30 33 38 31 37 33 00 00 00 00 00 00 00
Address 0x60: 00 00 00 00 00 00 30 34 00 ff ff ff ff ff ff ff
Address 0x70: ff ff ff 60 00 00 00 00 00 00 00 00 00 00 00 00
MIC 0          REV 06    750-037214    ZW3574    AS-MSC
Jedec Code: 0x7fb0      EEPROM Version: 0x02
P/N: 750-037214        S/N: ZW3574
Assembly ID: 0x0a44     Assembly Version: 01.06
Date: 02-19-2012       Assembly Flags: 0x00
Version: REV 06        CLEI Code: PROTOXCLEI
ID: AS-MSC          FRU Model Number: 750-037214
Board Information Record:
Address 0x00: ff ff ff ff ff ff ff ff ff ff ff ff ff ff ff
I2C Hex Data:
Address 0x00: 7f b0 02 ff 0a 44 01 06 52 45 56 20 30 36 00 00
Address 0x10: 00 00 00 00 37 35 30 2d 30 33 37 32 31 34 00 00
Address 0x20: 53 2f 4e 20 5a 57 33 35 37 34 00 00 00 13 02 07
Address 0x30: dc ff ff ff ff ff ff ff ff ff ff ff ff ff ff
Address 0x40: ff ff ff ff 01 50 52 4f 54 4f 58 43 4c 45 49 37
Address 0x50: 35 30 2d 30 33 37 32 31 34 00 00 00 00 00 00 00
Address 0x60: 00 00 00 00 00 00 30 36 00 ff ff ff ff ff ff ff
Address 0x70: ff ff ff 60 c0 03 e5 f4 00 00 00 00 00 00 00 00
PIC 0          BUILTIN    BUILTIN    AS-MSC
MIC 1          REV 00    750-037211    AS-MXC
Jedec Code: 0x7fb0      EEPROM Version: 0x01
P/N: 750-037211
Assembly ID: 0x0a43     Assembly Version: 01.00
Date: 255-255-65535    Assembly Flags: 0x00
Version: REV 00
ID: AS-MXC
Board Information Record:
Address 0x00: ff ff ff ff ff ff ff ff ff ff ff ff ff ff ff
I2C Hex Data:
Address 0x00: 7f b0 01 ff 0a 43 01 00 52 45 56 20 30 30 00 00
Address 0x10: 00 00 00 00 37 35 30 2d 30 33 37 32 31 31 00 00
Address 0x20: 00 00 00 00 00 00 00 00 00 00 00 00 00 ff ff ff
Address 0x30: ff ff ff ff ff ff ff ff ff ff ff ff ff ff ff
Address 0x40: ff ff ff ff 00 ff ff ff ff ff ff ff ff ff ff ff
Address 0x50: ff ff ff ff ff ff ff ff ff ff ff ff ff ff ff
Address 0x60: ff ff ff ff ff ff ff ff ff ff ff ff ff ff ff
Address 0x70: ff ff ff ff c0 02 e6 6c 7f b0 02 ff 0a 44 01 06
PIC 2          BUILTIN    BUILTIN    AS-MXC

```

## show chassis pic

<b>Syntax</b>	<code>show chassis pic fpc-slot <i>slot-number</i> pic-slot <i>slot-number</i></code>
<b>Syntax (TX Matrix and TX Matrix Plus Routers)</b>	<code>show chassis pic fpc-slot <i>slot-number</i> pic-slot <i>slot-number</i> &lt;fcc <i>number</i>&gt;</code>
<b>Syntax (MX Series Routers)</b>	<code>show chassis pic fpc-slot <i>slot-number</i> pic-slot <i>slot-number</i> &lt;all-members&gt; &lt;local&gt; &lt;member <i>member-id</i>&gt;</code>
<b>Syntax (MX104, MX2010 and MX2020 3D Universal Edge Routers)</b>	<code>show chassis pic fpc-slot <i>slot-number</i> pic-slot <i>slot-number</i></code>
<b>Syntax (PTX Series Packet Transport Router)</b>	<code>show chassis pic transport fpc-slot <i>slot-number</i> pic-slot <i>slot-number</i></code>
<b>Syntax (QFX Series)</b>	<code>show chassis pic &lt;interconnect-device <i>name</i> (fpc-slot <i>slot-number</i>   pic-slot <i>slot-number</i>)&gt; &lt;node-device <i>name</i> pic-slot <i>slot-number</i>&gt;</code>
<b>Syntax (ACX Series Universal Access Routers)</b>	<code>show chassis pic fpc-slot <i>slot-number</i> pic-slot <i>slot-number</i></code>
<b>Release Information</b>	<p>Command introduced before Junos OS Release 7.4.</p> <p>Command introduced in Junos OS Release 9.0 for EX Series switches.</p> <p>Command introduced in Junos OS Release 11.1 for QFX Series.</p> <p>Command introduced in Junos OS Release 12.2 for ACX Series Universal Access Routers.</p> <p>Command introduced in Junos OS Release 12.3 for MX2020 3D Universal Edge Routers.</p> <p>Command introduced in Junos OS Release 12.3 for MX2010 3D Universal Edge Routers.</p> <p>Command introduced in Junos OS Release 13.2 for PTX Series Packet Transport Routers.</p> <p>Command introduced in Junos OS Release 13.2 for MX104 3D Universal Edge Routers.</p>
<b>Description</b>	Display status information about the PIC installed in the specified Flexible PIC Concentrator (FPC) and PIC slot.
<b>Options</b>	<p><b>fpc-slot <i>slot-number</i></b>—Display information about the PIC in this particular FPC slot:</p> <ul style="list-style-type: none"> <li>On a TX Matrix router, if you specify the number of the T640 router by using the <b>fcc <i>number</i></b> option (the recommended method), replace <b><i>slot-number</i></b> with a value from 0 through 7. Otherwise, replace <b><i>slot-number</i></b> with a value from 0 through 31.</li> </ul> <p>Likewise, on a TX Matrix Plus router, if you specify the number of the T1600 router by using the <b>fcc <i>number</i></b> option (the recommended method), replace <b><i>slot-number</i></b> with a value from 0 through 7. Otherwise, replace <b><i>slot-number</i></b> with a value from 0 through 31. For example, the following commands have the same result:</p>

```
user@host> show chassis pic fpc-slot 1 lcc 1 pic-slot 1
user@host> show chassis pic fpc-slot 9 pic-slot 1
```

- M120 routers only—Replace *slot-number* with a value from 0 through 5.
- MX80 routers only—Replace *slot-number* with a value from 0 through 1.
- MX104 routers only—Replace *slot-number* with a value from 0 through 2.
- MX240 routers only—Replace *slot-number* with a value from 0 through 2.
- MX480 routers only—Replace *slot-number* with a value from 0 through 5.
- MX960 routers only—Replace *slot-number* with a value from 0 through 11.
- MX2010 routers only—Replace *slot-number* with a value from 0 through 9.
- MX2020 routers only—Replace *slot-number* with a value from 0 through 19.
- Other routers—Replace *slot-number* with a value from 0 through 7.
- EX Series switches:
  - EX3200 switches and EX4200 standalone switches—Replace *slot-number* with 0.
  - EX4200 switches in a Virtual Chassis configuration—Replace *slot-number* with a value from 0 through 9 (switch's member ID).
  - EX8208 switches—Replace *slot-number* with a value from 0 through 7 (line card).
  - EX8216 switches—Replace *slot-number* with a value from 0 through 15 (line card).
- QFX Series:
  - QFX3500 and QFX5100 standalone switches—Replace *slot-number* with 0. In the command output, FPC refers to a line card. The FPC number equals the slot number for the line card.
  - QFabric systems—Replace *slot-number* with any number between 0 and 15. In the command output, FPC refers to a line card. The FPC number equals the slot number for the line card.

**all-members**—(MX Series routers and EX Series switches only) (Optional) Display PIC information for all member routers in the Virtual Chassis configuration.

**interconnect-device name**—(QFabric systems only) (Optional) Display PIC information for a specified Interconnect device.

**lcc number**—(TX Matrix and TX Matrix Plus routers only) (Optional) On a TX Matrix router, display PIC information for a specified T640 router (line-card chassis) that is connected to the TX Matrix router. On a TX Matrix Plus router, display PIC information for a specified router (line-card chassis) that is connected to the TX Matrix Plus router.

Replace *number* with the following values depending on the LCC configuration:

- 0 through 3, when T640 routers are connected to a TX Matrix router in a routing matrix.
- 0 through 3, when T1600 routers are connected to a TX Matrix Plus router in a routing matrix.
- 0 through 7, when T1600 routers are connected to a TX Matrix Plus router with 3D SIBs in a routing matrix.
- 0, 2, 4, or 6, when T4000 routers are connected to a TX Matrix Plus router with 3D SIBs in a routing matrix.

**local**—(MX Series routers and EX Series switches only) (Optional) Display PIC information for the local Virtual Chassis member.

**member *member-id***—(MX Series routers and EX Series switches only) (Optional) Display PIC information for the specified member of the Virtual Chassis configuration. Replace *member-id* with a value of 0 or 1.

**node-device *name***—(QFabric systems only) (Optional) Display PIC information for a specified Node device.

**pic-slot *slot-number***—Display information about the PIC in this particular PIC slot. For routers, replace *slot-number* with a value from 0 through 3. For EX3200 and EX4200 switches, replace *slot-number* with 0 for built-in network interfaces and 1 for interfaces on uplink modules. For EX8208 and EX8216 switches, replace *slot-number* with 0. For the QFX3500 standalone switch and the QFabric system, replace *slot-number* with 0 or 1.

**transport**—Display PIC information for optical transport network.

**Required Privilege Level** view

**Related Documentation**

- [request chassis pic](#)
- [show chassis hardware on page 150](#)
- [Configuring the PIC Type](#)
- [100-Gigabit Ethernet Type 4 PIC with CFP Overview](#)

**List of Sample Output**

- [show chassis pic fpc-slot pic-slot on page 282](#)
- [show chassis pic fpc-slot pic-slot \(PIC Offline\) on page 282](#)
- [show chassis pic fpc-slot pic-slot \(FPC Offline\) on page 283](#)
- [show chassis pic fpc-slot pic-slot \(FPC Not Present\) on page 283](#)
- [show chassis pic fpc-slot pic-slot \(PIC Not Present\) on page 283](#)
- [show chassis pic fpc-slot pic-slot \(M120 Router\) on page 283](#)
- [show chassis pic fpc-slot pic-slot \(MX104 Router\) on page 283](#)
- [show chassis pic fpc-slot pic-slot \(MX960 Router Bidirectional Optics\) on page 283](#)

[show chassis pic fpc-slot pic-slot \(MX480 Router with 100-Gigabit Ethernet MIC\) on page 284](#)  
[show chassis pic fpc-slot pic-slot \(MX240, MX480, MX960 Routers with Application Services Modular Line Card\) on page 284](#)  
[show chassis pic fpc-slot pic-slot \(MX480 Router with MPC4E\) on page 284](#)  
[show chassis pic fpc-slot pic-slot \(MX2010 Router\) on page 285](#)  
[show chassis pic fpc-slot pic-slot \(MX2020 Router\) on page 285](#)  
[show chassis pic fpc-slot pic-slot \(MX2020 Routers with MPC4E\) on page 285](#)  
[show chassis pic fpc-slot pic-slot \(T1600 Router with 100-Gigabit Ethernet PIC\) on page 285](#)  
[show chassis pic fpc-slot pic-slot lcc \(TX Matrix Router\) on page 286](#)  
[show chassis pic fpc-slot pic-slot lcc \(TX Matrix Plus Router\) on page 286](#)  
[show chassis pic fpc-slot pic-slot \(Next-Generation SONET/SDH SFP\) on page 286](#)  
[show chassis pic fpc-slot pic-slot \(12-Port T1/E1\) on page 287](#)  
[show chassis pic fpc-slot pic-slot \(4x CHOC3 SONET CE SFP\) on page 287](#)  
[show chassis pic fpc-slot pic-slot \(SONET/SDH OC3/STM1 \[Multi-Rate\] MIC with SFP\) on page 287](#)  
[show chassis pic fpc-slot pic-slot \(8-port Channelized SONET/SDH OC3/STM1 \[Multi-Rate\] MIC with SFP\) on page 287](#)  
[show chassis pic fpc-slot pic-slot \(4-port Channelized SONET/SDH OC3/STM1 \[Multi-Rate\] MIC with SFP\) on page 288](#)  
[show chassis pic fpc-slot pic-slot \(1-port OC192/STM64 MIC with XFP\) on page 288](#)  
[show chassis pic fpc-slot 1 pic-slot 2 \(8-port DS3/E3 MIC\) on page 288](#)  
[show chassis pic fpc-slot pic-slot \(OTN\) on page 288](#)  
[show chassis pic fpc-slot pic-slot \(QFX3500 Switch\) on page 289](#)  
[show chassis pic fpc-slot pic-slot \(QFX5100 Standalone Switch\) on page 289](#)  
[show chassis pic interconnect-device fpc-slot pic-slot \(QFabric Systems\) on page 289](#)  
[show chassis pic node-device fpc-slot pic-slot \(QFabric System\) on page 289](#)  
[show chassis pic fpc-slot pic-slot \(ACX2000 Universal Access Router\) on page 290](#)  
[show chassis pic fpc-slot pic-slot \(MX Routers with Media Services Blade \[MSB\]\) on page 290](#)  
[show chassis pic FPC slot PIC slot \(MX Routers with Media Services Blade \[MSB\]\) on page 290](#)  
[show chassis pic transport fpc-slot pic-slot \(PTX Series Packet Transport Routers\) on page 290](#)

**Output Fields** [Table 5 on page 280](#) lists the output fields for the **show chassis pic** command. Output fields are listed in the approximate order in which they appear.

**Table 5: show chassis pic Output Fields**

Field Name	Field Description
Type	<p>PIC type.</p> <p><b>NOTE:</b> On the 1-port OC192/STM64 MICs with the SDH framing mode, the type is displayed as <b>MIC-3D-1STM64-XFP</b> and with the SONET framing mode, the type is displayed as <b>MIC-3D-1OC192-XFP</b>. By default, the 1-port OC192/STM64 MICs displays the type as <b>MIC-3D-1OC192-XFP</b>.</p>

Table 5: show chassis pic Output Fields (*continued*)

Field Name	Field Description
<b>Account Layer2 Overhead</b>	(MX Series routers) Indicates whether functionality to count the Layer 2 overhead bytes in the interface statistics at the PIC level is enabled or disabled.
<b>ASIC type</b>	Type of ASIC on the PIC.
<b>State</b>	Status of the PIC. State is displayed only when a PIC is in the slot. <ul style="list-style-type: none"> <li>• <b>Online</b>— PIC is online and running.</li> <li>• <b>Offline</b>—PIC is powered down.</li> </ul>
<b>PIC version</b>	PIC hardware version.
<b>Uptime</b>	How long the PIC has been online.
<b>Package</b>	(Multiservices PICs only) Services package supported: <b>Layer-2</b> or <b>Layer-3</b> .
<b>Port Number</b>	Port number for the PIC.
<b>Cable Type</b>	Type of cable connected to the port: <b>LH</b> , <b>LX</b> , or <b>SX</b> .
<b>PIC Port Information (MX480 Router 100-Gigabit Ethernet CFP)</b>	Port-level information for the PIC. <ul style="list-style-type: none"> <li>• Port—Port number</li> <li>• Cable type—Type of optical transceiver installed.</li> <li>• Fiber type—Type of fiber. SM is single-mode.</li> <li>• Xcvr vendor—Transceiver vendor name.</li> <li>• Xcvr vendor part number—Transceiver vendor part number.</li> <li>• Wavelength—Wavelength of the transmitted signal. Uplinks and downlinks are always 1550 nm. There is a separate fiber for each direction</li> </ul>
<b>PIC Port Information (MX960 Router Bidirectional Optics )</b>	Port-level information for the PIC. <ul style="list-style-type: none"> <li>• Port—Port number</li> <li>• Cable type—Type of small form-factor pluggable (SFP) optical transceiver installed. Uplink interfaces display -U. Down link interfaces display -D.</li> <li>• Fiber type—Type of fiber. SM is single-mode.</li> <li>• Xcvr vendor—Transceiver vendor name.</li> <li>• Xcvr vendor part number—Transceiver vendor part number. <ul style="list-style-type: none"> <li>• BX10-10-km bidirectional optics.</li> <li>• BX40-40-km bidirectional optics.</li> <li>• SFP-LX-40-km SFP optics.</li> </ul> </li> <li>• Wavelength—Wavelength of the transmitted signal. Uplinks are always 1310 nm. Downlinks are either 1490 nm or 1550 nm.</li> </ul>

Table 5: show chassis pic Output Fields (*continued*)

Field Name	Field Description
<b>PIC Port Information (Next-Generation SONET/SDH SFP)</b>	Port-level information for the next-generation SONET/SDH SFP PIC. <ul style="list-style-type: none"> <li>• Port—Port number.</li> <li>• Cable type—Type of small form-factor pluggable (SFP) optical transceiver installed.</li> <li>• Fiber type—Type of fiber: <b>SM</b> (single-mode) or <b>MM</b> (multimode).</li> <li>• Xcvr vendor—Transceiver vendor name.</li> <li>• Xcvr vendor part number—Transceiver vendor part number.</li> <li>• Wavelength—Wavelength of the transmitted signal. Next-generation SONET/SDH SFPs use 1310 nm.</li> </ul>
<b>Pic port information (MX104 router)</b>	Port-level information for the PIC. <ul style="list-style-type: none"> <li>• Port—Port number</li> <li>• Cable type—Type of optical transceiver installed.</li> <li>• Fiber type—Type of fiber. SM is single-mode.</li> <li>• Xcvr vendor—Transceiver vendor name.</li> <li>• Xcvr vendor part number—Transceiver vendor part number.</li> <li>• Wavelength—Wavelength of the transmitted signal.</li> <li>• Xcvr Firmware—Firmware version of the transceiver.</li> </ul>
<b>Multirate Mode</b>	Rate-selectability status for the MIC: <b>Enabled</b> or <b>Disabled</b> .
<b>Channelization</b>	Indicates whether channelization is enabled or disabled on the DS3/E3 MIC.

## Sample Output

### show chassis pic fpc-slot pic-slot

```

user@host> show chassis pic fpc-slot 2 pic-slot 0
PIC fpc slot 2 pic slot 0 information:
  Type                10x 1GE(LAN), 1000 BASE
  ASIC type           H chip
  State               Online
  PIC version         1.1
  Uptime              1 day, 50 minutes, 58 seconds
PIC Port Information:
  Port      Cable      Xcvr      Xcvr Vendor
  Number    Type        Vendor Name  Part Number
  0         GIGE 1000EX  FINISAR CORP.  FTRJ8519P1BNL-J3
  1         GIGE 1000EX  FINISAR CORP.  FTRJ-8519-7D-JUN

```

### show chassis pic fpc-slot pic-slot (PIC Offline)

```

user@host> show chassis pic fpc-slot 1 pic-slot 0
PIC fpc slot 1 pic slot 0 information:
  State              Offline

```

**show chassis pic fpc-slot pic-slot (FPC Offline)**

```
user@host> show chassis pic fpc-slot 1 pic-slot 0
FPC 1 is not online
```

**show chassis pic fpc-slot pic-slot (FPC Not Present)**

```
user@host> show chassis pic fpc-slot 4 pic-slot 0
FPC slot 4 is empty
```

**show chassis pic fpc-slot pic-slot (PIC Not Present)**

```
user@host> show chassis pic fpc-slot 5 pic-slot 2
FPC 5, PIC 2 is empty
```

**show chassis pic fpc-slot pic-slot (M120 Router)**

```
user@host> show chassis pic fpc-slot 3 pic-slot 0
PC slot 3, PIC slot 0 information:
  Type                2x G/E IQ, 1000 BASE
  ASIC type            IQ GE 2 VLAN-TAG FPGA
  State                Online
  PIC version          1.16
  Uptime               3 hours, 3 minutes

PIC Port Information:
  Port      Cable      Xcvr      Xcvr Vendor
  Number    Type        Vendor Name Part Number
  0          GIGE 1000SX  FINISAR CORP.  FTRJ8519P1BNL-J3
  1          GIGE 1000SX  FINISAR CORP.  FTRJ-8519-7D-JUN
```

**show chassis pic fpc-slot pic-slot (MX104 Router)**

```
user@host> show chassis pic fpc-slot 1 pic-slot 1
FPC slot 1, PIC slot 1 information:
  Type                10x 1GE(LAN) -E SFP
  State                Online
  PIC version          1.1
  Uptime               1 hour, 30 minutes, 59 seconds

PIC port information:
  Fiber              Xcvr vendor      Wave-      Xcvr
  Port Cable type    type Xcvr vendor      part number length
  Firmware
  3    GIGE 1000T     n/a  Methode Elec.     SP7041-M1-JN  n/a      0.0
  6    GIGE 1000LX10 SM    FINISAR CORP.     FTLF1318P2BTL-J1 1310 nm 0.0
  8    GIGE 1000T     n/a  Methode Elec.     SP7041-M1-JN  n/a      0.0
  9    GIGE 1000T     n/a  Methode Elec.     SP7041-M1-JN  n/a      0.0
```

**show chassis pic fpc-slot pic-slot (MX960 Router Bidirectional Optics)**

```
user@host> show chassis pic fpc-slot 4 pic-slot 1
FPC slot 4, PIC slot 1 information:
  Type                10x 1GE(LAN)
  Account Layer2 Overhead Enabled
  State                Online
```

```

PIC version          0.0
Uptime              18 days, 5 hours, 41 minutes, 54 seconds

```

PIC port information:

Port	Cable type	Fiber type	Xcvr vendor	Xcvr vendor part number	Wavelength
0	SFP-1000BASE-BX10-D	SM	SumitomoElectric	SBP6H44-J3-BW-49	1490 nm
1	SFP-1000BASE-BX10-D	SM	SumitomoElectric	SBP6H44-J3-BW-49	1490 nm
2	SFP-1000BASE-BX10-D	SM	SumitomoElectric	SBP6H44-J3-BW-49	1490 nm
3	SFP-1000BASE-BX10-D	SM	OCP	TRXBG1LXDBVM2-JW	1490 nm
4	SFP-1000BASE-BX10-D	SM	OCP	TRXBG1LXDBVM2-JW	1490 nm
5	SFP-1000BASE-BX10-U	SM	SumitomoElectric	SBP6H44-J3-BW-31	1310 nm
6	SFP-1000BASE-BX10-U	SM	SumitomoElectric	SBP6H44-J3-BW-31	1310 nm
7	SFP-1000BASE-BX10-U	SM	OCP	TRXBG1LXDBBMH-J1	1310 nm
8	SFP-1000BASE-BX10-U	SM	OCP	TRXBG1LXDBBMH-J1	1310 nm
9	SFP-1000BASE-BX10-U	SM	SumitomoElectric	SBP6H44-J3-BW-31	1310 nm

### show chassis pic fpc-slot pic-slot (MX480 Router with 100-Gigabit Ethernet MIC)

```

user@host> show chassis pic fpc-slot 1 pic-slot 2
FPC slot 1, PIC slot 2 information:
Type                1X100GE CFP
State               Online
PIC version         2.10
Uptime              4 minutes, 48 seconds

```

PIC port information:

Port	Cable type	Fiber type	Xcvr vendor	Xcvr vendor part number	Wavelength
0	100GBASE LR4	SM	FINISAR CORP.	FTLC1181RDN5-J3	1310 nm

Xcvr vendor  
firmware version  
1.8

### show chassis pic fpc-slot pic-slot (MX240, MX480, MX960 Routers with Application Services Modular Line Card)

```

user@host> show chassis pic fpc-slot 1 pic-slot 2
FPC slot 1, PIC slot 2 information:
Type                AS-MXC
State               Online
PIC version         1.0
Uptime              11 hours, 18 minutes, 3 seconds

```

### show chassis pic fpc-slot pic-slot (MX480 Router with MPC4E)

```

user@host> show chassis pic fpc-slot 3 pic-slot 0
FPC slot 3, PIC slot 0 information:
Type                4x10GE SFPP
State               Online
PIC version         0.0
Uptime              41 seconds

```

PIC port information:

Port	Cable type	Fiber type	Xcvr vendor	Xcvr vendor part number	Wave-length	Xcvr Firmware
0	10GBASE SR	MM	OPNEXT, INC.	TRS2001EM-0014	850 nm	0.0

```

1      10GBASE SR      MM      OPNEXT, INC.      TRS2001EM-0014      850 nm      0.0

```

### show chassis pic fpc-slot pic-slot (MX2010 Router)

```

user@host> show chassis pic fpc-slot 9 pic-slot 3
FPC slot 9, PIC slot 3 information:
Type                               1X100GE CFP
Account Layer2 Overhead            Enabled
State                              Online
PIC version                         0.0
Uptime                             14 hours, 51 seconds

```

### show chassis pic fpc-slot pic-slot (MX2020 Router)

```

user@host> show chassis pic fpc-slot 19 pic-slot 3
FPC slot 19, PIC slot 3 information:
Type                               4x 10GE(LAN) SFP+
Account Layer2 Overhead            Enabled
State                              Online
PIC version                         0.0
Uptime                             1 day, 11 hours, 26 minutes, 36 seconds

PIC port information:

```

		Fiber	Xcvr vendor	Wave-	Xcvr
Port	Cable type	type	Xcvr vendor	part number	length
0	10GBASE SR	MM	SumitomoElectric	SPP5200SR-J6-M	850 nm 0.0
1	10GBASE SR	MM	SumitomoElectric	SPP5200SR-J6-M	850 nm 0.0
2	10GBASE SR	MM	SumitomoElectric	SPP5200SR-J6-M	850 nm 0.0
3	10GBASE SR	MM	SumitomoElectric	SPP5200SR-J6-M	850 nm 0.0

### show chassis pic fpc-slot pic-slot (MX2020 Routers with MPC4E)

```

user@host> show chassis pic fpc-slot 14 pic-slot 0
FPC slot 14, PIC slot 2 information:
Type                               4x10GE SFPP
State                              Online
PIC version                         0.0
Uptime                             1 day, 14 hours, 49 minutes, 9 seconds

PIC port information:

```

		Fiber	Xcvr vendor	Wave-	Xcvr
Port	Cable type	type	Xcvr vendor	part number	length
0	10GBASE SR	MM	SumitomoElectric	SPP5100SR-J3	850 nm 0.0
1	10GBASE SR	MM	SumitomoElectric	SPP5100SR-J3	850 nm 0.0
3	10GBASE SR	MM	SumitomoElectric	SPP5100SR-J3	850 nm 0.0

### show chassis pic fpc-slot pic-slot (T1600 Router with 100-Gigabit Ethernet PIC)

```

user@host> run show chassis pic fpc-slot 3 pic-slot 1

```

FPC slot 3, PIC slot 1 information:

```
Type                100GE SLOT1
ASIC type            Brooklyn 100GE FPGA
State                Online
PIC version          1.3
Uptime               10 minutes, 44 seconds
```

PIC port information:

Port	Cable type	Fiber type	Xcvr vendor	Xcvr vendor part number	Wavelength
0	100GBASE LR4	SM	Opnext Inc.	TRC5E20ENFSF000F	1310 nm

#### show chassis pic fpc-slot pic-slot lcc (TX Matrix Router)

```
user@host> show chassis pic fpc-slot 1 pic-slot 1 lcc 0
lcc0-re0:
```

PIC fpc slot 1 pic slot 1 information:

```
Type                4x OC-3 SONET, SMIR
ASIC type            D chip
State                Online
PIC version          1.2
Uptime               5 days, 2 hours, 12 minutes, 8 seconds
```

#### show chassis pic fpc-slot pic-slot lcc (TX Matrix Plus Router)

```
user@host> show chassis pic pic-slot 0 fpc-slot 8
lcc0-re0:
```

FPC slot 8, PIC slot 0 information:

```
Type                1x 10GE(LAN/WAN)
State                Online
Uptime               2 hours, 46 minutes, 23 seconds
```

PIC port information:

Port	Cable type	Fiber type	Xcvr vendor	part number	Wavelength
0	10GBASE ZR	SM	Opnext Inc.	TRF7061BN-LF150	1550 nm
0	10GBASE ZR	SM	FINISAR CORP.	FTRX-1811-3-J2	1550 nm

#### show chassis pic fpc-slot pic-slot (Next-Generation SONET/SDH SFP)

```
user@host> show chassis pic fpc-slot 4 pic-slot 0
```

FPC slot 4, PIC slot 0 information:

```
Type                4x OC-3 1x OC-12 SFP
ASIC type            D FPGA
State                Online
PIC version          1.3
Uptime               1 day, 50 minutes, 4 seconds
```

PIC port information:

Port	Cable type	Fiber type	Xcvr vendor	Xcvr vendor part number	Wavelength
0	OC48 short reach	SM	FINISAR CORP.	FTRJ1321P1BTL-J2	1310 nm
1	OC3 short reach	MM	OCF	TRPA03MM3BAS-JE	1310 nm
2	OC3 short reach	MM	OCF	TRXA03MM3BAS-JW	1310 nm
3	OC12 inter reach	SM	FINISAR CORP.	FTLF1322P1BTR	1310 nm

**show chassis pic fpc-slot pic-slot (12-Port T1/E1)**

```

user@host> show chassis pic fpc-slot 0 pic-slot 3
FPC slot 0, PIC slot 3 information:
  Type                12x T1/E1 CE
  State                Online
  PIC version          1.1
  CPU load average     1 percent
  Interrupt load average 0 percent
  Total DRAM size      128 MB
  Memory buffer utilization 100 percent
  Memory heap utilization 4 percent
  Uptime               1 day, 22 hours, 28 minutes, 12 seconds
  Internal Clock Synchronization Normal

```

**show chassis pic fpc-slot pic-slot (4x CHOC3 SONET CE SFP)**

```

user@host> show chassis pic fpc-slot 0 pic-slot 1
FPC slot 0, PIC slot 1 information:
  Type                4x CHOC3 SONET CE SFP
  State                Online
  PIC version          1.3
  CPU load average     1 percent
  Interrupt load average 0 percent
  Total DRAM size      128 MB
  Memory buffer utilization 99 percent
  Memory heap utilization 4 percent
  Uptime               1 day, 22 hours, 55 minutes, 37 seconds
  Internal Clock Synchronization Normal

```

**PIC port information:**

Port	Cable type	Fiber type	Xcvr vendor	Xcvr vendor part number	Wavelength
0	OC3 short reach	MM	AVAGO	HFBR-57E0P-JU2	n/a
1	OC3 short reach	MM	AVAGO	HFBR-57E0P-JU2	n/a
3	OC3 long reach	SM	OPNEX INC	TRF5456AVLB314	1310 nm

**show chassis pic fpc-slot pic-slot (SONET/SDH OC3/STM1 [Multi-Rate] MIC with SFP)**

```

user@host> show chassis pic fpc-slot 0 pic-slot 0
FPC slot 0, PIC slot 0 information:
  Type                MIC-3D-80C30C12-40C48
  State                Online
  PIC version          1.8
  Uptime               3 days, 22 hours, 3 minutes, 50 seconds

```

**PIC port information:**

Port	Cable type	Fiber type	Xcvr vendor	Xcvr vendor part number	Wavelength
1	OC12 inter reach	SM	FINISAR CORP	FTRJ1322P1BTR-J3	1310 nm
7	OC12 inter reach	SM	FINISAR CORP	FTRJ1322P1BTR-J3	1310 nm

Multirate Mode Enabled

**show chassis pic fpc-slot pic-slot (8-port Channelized SONET/SDH OC3/STM1 [Multi-Rate] MIC with SFP)**

```

user@host> show chassis pic fpc-slot 3 pic-slot 0
FPC slot 3, PIC slot 0 information:
  Type                MIC-3D-8CHOC3-4CHOC12
  State                Online
  PIC version          1.9
  Uptime               1 hour, 21 minutes, 24 seconds

```

## PIC port information:

Port	Cable type	Fiber type	Xcvr vendor	Xcvr vendor part number	Wavelength
0	OC12 short reach	SM	FINISAR CORP.	FTRJ1322P1BTR-J3	1310 nm
1	OC12 short reach	SM	FINISAR CORP.	FTRJ1322P1BTR-J3	1310 nm
2	OC12 inter reach	SM	FINISAR CORP.	FTRJ1322P1BTR-J2	1310 nm
4	OC12 short reach	SM	FINISAR CORP.	FTRJ1322P1BTR-J3	1310 nm
5	OC12 short reach	SM	FINISAR CORP.	FTRJ1322P1BTR-J3	1310 nm
6	OC12 short reach	SM	FINISAR CORP.	FTRJ1322P1BTR-J3	1310 nm
7	OC12 short reach	SM	FINISAR CORP.	FTRJ1322P1BTR-J3	1310 nm

## show chassis pic fpc-slot pic-slot (4-port Channelized SONET/SDH OC3/STM1 [Multi-Rate] MIC with SFP)

```
user@host> show chassis pic fpc-slot 5 pic-slot 0
```

```
FPC slot 5, PIC slot 0 information:
```

Type	MIC-3D-4CHOC3-2CHOC12
State	Online
PIC version	1.9
Uptime	1 hour, 21 minutes

## PIC port information:

Port	Cable type	Fiber type	Xcvr vendor	Xcvr vendor part number	Wavelength
1	OC12 inter reach	SM	FINISAR CORP.	FTRJ1322P1BTR-J3	1310 nm
2	OC12 inter reach	SM	FINISAR CORP.	FTRJ1322P1BTR-J3	1310 nm
3	OC12 short reach	SM	FINISAR CORP.	FTRJ1322P1BTR-J3	1310 nm

## show chassis pic fpc-slot pic-slot (1-port OC192/STM64 MIC with XFP)

```
user@host> show chassis pic fpc-slot 1 pic-slot 0
```

```
FPC slot 1, PIC slot 0 information:
```

Type	MIC-3D-10C192-XFP
State	Online
PIC version	1.2
Uptime	1 day, 11 hours, 4 minutes, 6 seconds

## PIC port information:

Port	Cable type	Fiber type	Xcvr vendor	Xcvr vendor part number	Wavelength
0	OC192 short reach	n/a	FINISAR CORP.	FTLX1412M3BCL-J3	1310 nm

## show chassis pic fpc-slot 1 pic-slot 2 (8-port DS3/E3 MIC)

```
user@host> show chassis pic fpc-slot 1 pic-slot 2
```

```
FPC slot 1, PIC slot 2 information:
```

Type	MIC-3D-8DS3-E3
State	Online
PIC version	1.10
Uptime	4 days, 1 hour, 29 minutes, 19 seconds
Channelization Mode	Disabled

## show chassis pic fpc-slot pic-slot (OTN)

```
user@host> show chassis pic fpc-slot 5 pic-slot 0
```

```
PIC fpc slot 5 pic slot 0 information:
```

Type	1x10GE(LAN),OTN
ASIC type	H chip
State	Online
PIC version	1.0
Uptime	5 minutes, 50 seconds

**show chassis pic fpc-slot pic-slot (QFX3500 Switch)**

```

user@switch> show chassis pic fpc-slot 0 pic-slot 0
FPC slot 0, PIC slot 0 information:
Type 48x 10G-SFP+ Builtin
State Online
Uptime 3 days, 3 hours, 5 minutes, 20 seconds

```

**show chassis pic fpc-slot pic-slot (QFX5100 Standalone Switch)**

```

user@switch> show chassis pic fpc-slot 0 pic-slot 0
FPC slot 0, PIC slot 0 information:
Type                               Unknown Builtin
State                             Online
Uptime                            1 day, 17 hours, 5 minutes, 9 seconds

```

**show chassis pic interconnect-device fpc-slot pic-slot (QFabric Systems)**

```

user@switch> show chassis pic interconnect-device interconnect1 fpc-slot 9 pic-slot 0
FPC slot 9, PIC slot 0 information:
Type                               16x 40G-GE Builtin
State                             Online
Uptime                            2 hours, 47 minutes, 40 seconds

```

**show chassis pic node-device fpc-slot pic-slot (QFabric System)**

```

user@switch> show chassis pic node-device node1 pic-slot 0
FPC slot node1, PIC slot 0 information:
Type                               48x 10G-SFP+ Builtin
State                             Online
Uptime                            2 hours, 52 minutes, 37 seconds

```

**PIC port information:**

Port	Cable type	Fiber type	Xcvr vendor	Xcvr vendor part number	Wavelength
0	10GBASE SR	MM	SumitomoElectric	SPP5101SR-J3	850 nm
1	10GBASE SR	MM	SumitomoElectric	SPP5101SR-J3	850 nm
2	10GBASE SR	MM	SumitomoElectric	SPP5101SR-J3	850 nm
3	10GBASE SR	MM	SumitomoElectric	SPP5101SR-J3	850 nm
4	10GBASE SR	MM	SumitomoElectric	SPP5101SR-J3	850 nm
5	10GBASE SR	MM	SumitomoElectric	SPP5101SR-J3	850 nm
6	10GBASE SR	MM	SumitomoElectric	SPP5101SR-J3	850 nm
7	10GBASE SR	MM	SumitomoElectric	SPP5101SR-J3	850 nm
8	10GBASE SR	MM	SumitomoElectric	SPP5101SR-J3	850 nm
9	10GBASE SR	MM	SumitomoElectric	SPP5101SR-J3	850 nm
10	10GBASE SR	MM	SumitomoElectric	SPP5101SR-J3	850 nm
11	10GBASE SR	MM	SumitomoElectric	SPP5101SR-J3	850 nm
12	10GBASE SR	MM	SumitomoElectric	SPP5101SR-J3	850 nm
13	10GBASE SR	MM	SumitomoElectric	SPP5101SR-J3	850 nm
14	10GBASE SR	MM	SumitomoElectric	SPP5101SR-J3	850 nm
15	10GBASE SR	MM	SumitomoElectric	SPP5101SR-J3	850 nm
16	10GBASE SR	MM	SumitomoElectric	SPP5101SR-J3	850 nm
17	10GBASE SR	MM	SumitomoElectric	SPP5101SR-J3	850 nm
18	10GBASE SR	MM	SumitomoElectric	SPP5101SR-J3	850 nm
19	10GBASE SR	MM	SumitomoElectric	SPP5101SR-J3	850 nm
20	10GBASE SR	MM	SumitomoElectric	SPP5101SR-J3	850 nm
21	10GBASE SR	MM	SumitomoElectric	SPP5101SR-J3	850 nm
22	10GBASE SR	MM	SumitomoElectric	SPP5101SR-J3	850 nm
23	10GBASE SR	MM	SumitomoElectric	SPP5101SR-J3	850 nm
24	10GBASE SR	MM	SumitomoElectric	SPP5101SR-J3	850 nm
25	10GBASE SR	MM	SumitomoElectric	SPP5101SR-J3	850 nm

26	10GBASE SR	MM	SumitomoElectric	SPP5101SR-J3	850 nm
27	10GBASE SR	MM	SumitomoElectric	SPP5101SR-J3	850 nm
28	10GBASE SR	MM	SumitomoElectric	SPP5101SR-J3	850 nm
29	10GBASE SR	MM	SumitomoElectric	SPP5101SR-J3	850 nm
30	10GBASE SR	MM	SumitomoElectric	SPP5101SR-J3	850 nm
31	10GBASE SR	MM	SumitomoElectric	SPP5101SR-J3	850 nm
32	10GBASE SR	MM	SumitomoElectric	SPP5101SR-J3	850 nm
33	10GBASE SR	MM	SumitomoElectric	SPP5101SR-J3	850 nm
34	10GBASE SR	MM	SumitomoElectric	SPP5101SR-J3	850 nm
35	10GBASE SR	MM	SumitomoElectric	SPP5101SR-J3	850 nm
36	10GBASE SR	MM	SumitomoElectric	SPP5101SR-J3	850 nm
37	10GBASE SR	MM	SumitomoElectric	SPP5101SR-J3	850 nm
38	10GBASE SR	MM	SumitomoElectric	SPP5101SR-J3	850 nm
39	10GBASE SR	MM	SumitomoElectric	SPP5101SR-J3	850 nm
40	10GBASE SR	MM	SumitomoElectric	SPP5101SR-J3	850 nm
41	10GBASE SR	MM	SumitomoElectric	SPP5101SR-J3	850 nm
42	10GBASE SR	MM	SumitomoElectric	SPP5101SR-J3	850 nm
43	10GBASE SR	MM	SumitomoElectric	SPP5101SR-J3	850 nm
44	10GBASE SR	MM	SumitomoElectric	SPP5101SR-J3	850 nm
45	10GBASE SR	MM	SumitomoElectric	SPP5101SR-J3	850 nm
46	10GBASE SR	MM	SumitomoElectric	SPP5101SR-J3	850 nm
47	10GBASE SR	MM	SumitomoElectric	SPP5101SR-J3	850 nm

#### show chassis pic fpc-slot pic-slot (ACX2000 Universal Access Router)

```

user@host> show chassis pic fpc-slot 0 pic-slot 1
FPC slot 0, PIC slot 1 information:
Type                               8x 1GE(LAN) RJ45 Built-in
State                               Online
Uptime                             6 days, 2 hours, 51 minutes, 11 seconds

```

#### show chassis pic fpc-slot pic-slot (MX Routers with Media Services Blade [MSB])

```

user@switch> show chassis pic fpc-slot 1 pic-slot 0
FPC slot 1, PIC slot 0 information:
Type                               AS-MSC
State                               Online
PIC version                         1.6
Uptime                             11 hours, 17 minutes, 56 seconds

```

#### show chassis pic FPC slot PIC slot (MX Routers with Media Services Blade [MSB])

```

user@switch> show chassis pic fpc-slot 1 pic-slot 2
Type                               AS-MXC
State                               Online
PIC version                         1.0
Uptime                             11 hours, 18 minutes, 3 seconds

```

#### show chassis pic transport fpc-slot pic-slot (PTX Series Packet Transport Routers)

```

user@host> show chassis pic transport fpc-slot 2 pic-slot 0
Administrative State:               In Service
Operational State:                  Normal

```

## show interfaces (Aggregated Ethernet)

<b>Syntax</b>	<pre>show interfaces ae <i>number</i> &lt;brief   detail   extensive   terse&gt; &lt;descriptions&gt; &lt;media&gt; &lt;snmp-index <i>snmp-index</i>&gt; &lt;statistics&gt;</pre>
<b>Release Information</b>	<p>Command introduced before Junos OS Release 7.4.</p> <p>Command introduced in Junos OS Release 9.0 for EX Series switches.</p> <p>Command introduced in Junos OS Release 14.1 for PTX Series Packet Transport Routers.</p>
<b>Description</b>	(M Series, T Series, MX Series, and PTX Series routers and EX Series switches) Display status information about the specified aggregated Fast Ethernet or Gigabit Ethernet interface.
<b>Options</b>	<p><b>ae <i>number</i></b>—Display standard information about the specified aggregated Fast Ethernet or Gigabit Ethernet interface.</p> <p><b>brief   detail   extensive   terse</b>—(Optional) Display the specified level of output.</p> <p><b>descriptions</b>—(Optional) Display interface description strings.</p> <p><b>media</b>—(Optional) Display media-specific information.</p> <p><b>snmp-index <i>snmp-index</i></b>—(Optional) Display information about the specified SNMP index of the interface.</p> <p><b>statistics</b>—(Optional) Display static interface statistics.</p>
<b>Required Privilege Level</b>	view
<b>List of Sample Output</b>	<p><a href="#">show interfaces (Aggregated Ethernet) on page 296</a></p> <p><a href="#">show interfaces brief (Aggregated Ethernet) on page 297</a></p> <p><a href="#">show interfaces detail (Aggregated Ethernet) on page 297</a></p> <p><a href="#">show interfaces extensive (Aggregated Ethernet) on page 298</a></p> <p><a href="#">show interfaces extensive (Aggregated Ethernet with VLAN Stacking) on page 299</a></p>
<b>Output Fields</b>	Table 6 on page 291 lists the output fields for the <b>show interfaces</b> (Aggregated Ethernet) command. Output fields are listed in the approximate order in which they appear.

**Table 6: show interfaces (Aggregated Ethernet) Output Fields**

Field Name	Field Description	Level of Output
Physical Interface		
<b>Physical interface</b>	Name of the physical interface and state of the interface.	All levels
<b>Enabled</b>	State of the physical interface. Possible values are described in the “Enabled Field” section under <i>Common Output Fields Description</i> .	All levels

Table 6: show interfaces (Aggregated Ethernet) Output Fields (*continued*)

Field Name	Field Description	Level of Output
<b>Interface index</b>	Index number of the physical interface, which reflects its initialization sequence.	All levels
<b>SNMP ifIndex</b>	SNMP index number for the physical interface.	<b>detail extensive</b> none
<b>Generation</b>	Unique number for use by Juniper Networks technical support only.	<b>detail extensive</b>
<b>Link-level type</b>	Encapsulation being used on the physical interface.	All levels
<b>MTU</b>	Maximum transmission unit size on the physical interface.	All levels
<b>Speed</b>	Speed at which the interface is running.	All levels
<b>Loopback</b>	Loopback status: <b>Enabled</b> or <b>Disabled</b> . If loopback is enabled, type of loopback: <b>Local</b> or <b>Remote</b> .	All levels
<b>Source filtering</b>	Source filtering status: <b>Enabled</b> or <b>Disabled</b> .	All levels
<b>Flow control</b>	Flow control status: <b>Enabled</b> or <b>Disabled</b> .	All levels
<b>Minimum links needed</b>	Number of child links that must be operational for the aggregate interface to be operational.	All levels
<b>Device flags</b>	Information about the physical device. Possible values are described in the "Device Flags" section under <i>Common Output Fields Description</i> .	All levels
<b>Interface flags</b>	Information about the interface. Possible values are described in the "Interfaces Flags" section under <i>Common Output Fields Description</i> .	All levels
<b>Current address</b>	Configured MAC address.	<b>detail extensive</b>
<b>Hardware address</b>	Hardware MAC address.	<b>detail extensive</b>
<b>Last flapped</b>	Date, time, and how long ago the interface went from down to up or from up to down. The format is <b>Last flapped: year-month-day hours:minutes:seconds timezone (hours:minutes:seconds ago)</b> . For example, <b>Last flapped: 2002-04-26 10:52:40 PDT (04:33:20 ago)</b> .	<b>detail extensive</b>
<b>Input Rate</b>	Input rate in bits per second (bps) and packets per second (pps).	None specified
<b>Output Rate</b>	Output rate in bps and pps.	None specified
<b>Statistics last cleared</b>	Time when the statistics for the interface were last set to zero.	<b>detail extensive</b>

Table 6: show interfaces (Aggregated Ethernet) Output Fields (*continued*)

Field Name	Field Description	Level of Output
<b>Traffic statistics</b>	<p>Number of and rate at which bytes and packets are received and transmitted on the physical interface.</p> <ul style="list-style-type: none"> <li>• <b>Input bytes</b>—Number of bytes and rate, in bps, at which bytes are received on the interface.</li> <li>• <b>Output bytes</b>—Number of bytes and rate, in bps, at which bytes are transmitted on the interface.</li> <li>• <b>Input packets</b>—Number of packets and rate, in pps, at which packets are received on the interface.</li> <li>• <b>Output packets</b>—Number of packets and rate, in pps, at which packets are transmitted on the interface.</li> </ul>	<b>detail extensive</b>
<b>Input errors</b>	<p>Input errors on the interface:</p> <ul style="list-style-type: none"> <li>• <b>Errors</b>—Sum of incoming frame aborts and frame check sequence (FCS) errors.</li> <li>• <b>Drops</b>—Number of packets dropped by the input queue of the I/O Manager ASIC. If the interface is saturated, this number increments once for every packet that is dropped by the ASIC's random early detection (RED) mechanism.</li> <li>• <b>Framing errors</b>—Number of packets received with an invalid FCS.</li> <li>• <b>Runts</b>—Number of frames received that are smaller than the runt threshold.</li> <li>• <b>Giants</b>—Number of frames received that are larger than the giant threshold.</li> <li>• <b>Policed discards</b>—Number of frames that the incoming packet match code discarded because they were not recognized or were not of interest. Usually, this field reports protocols that Junos OS does not handle.</li> <li>• <b>Resource errors</b>—Sum of transmit drops.</li> </ul>	<b>detail extensive</b>
<b>Output errors</b>	<p>Output errors on the interface:</p> <ul style="list-style-type: none"> <li>• <b>Carrier transitions</b> —Number of times the interface has gone from <b>down</b> to <b>up</b>. This number does not normally increment quickly, increasing only when the cable is unplugged, the far-end system is powered down and then up, or another problem occurs. If the number of carrier transitions increments quickly (perhaps once every 10 seconds), then the cable, the far-end system, or the PIC is malfunctioning.</li> <li>• <b>Errors</b>—Sum of the outgoing frame aborts and FCS errors.</li> <li>• <b>Drops</b>—Number of packets dropped by the output queue of the I/O Manager ASIC. If the interface is saturated, this number increments once for every packet that is dropped by the ASIC's RED mechanism.</li> <li>• <b>MTU errors</b>—Number of packets whose size exceeded the MTU of the interface.</li> <li>• <b>Resource errors</b>—Sum of transmit drops.</li> </ul>	<b>detail extensive</b>
<b>IPv6 transit statistics</b>	<p>Number of IPv6 transit bytes and packets received and transmitted on the physical interface if IPv6 statistics tracking is enabled.</p> <ul style="list-style-type: none"> <li>• <b>Input bytes</b>—Number of bytes received on the interface.</li> <li>• <b>Output bytes</b>—Number of bytes transmitted on the interface.</li> <li>• <b>Input packets</b>—Number of packets received on the interface.</li> <li>• <b>Output packets</b>—Number of packets transmitted on the interface.</li> </ul>	<b>detail extensive</b>

Table 6: show interfaces (Aggregated Ethernet) Output Fields (*continued*)

Field Name	Field Description	Level of Output
<b>Queue counters</b>	CoS queue number and its associated user-configured forwarding class name. <ul style="list-style-type: none"> <li><b>Queued packets</b>—Number of queued packets.</li> <li><b>Transmitted packets</b>—Number of transmitted packets.</li> <li><b>Dropped packets</b>—Number of packets dropped by the ASIC's RED mechanism.</li> </ul>	<b>detail extensive</b>
<b>Logical Interface</b>		
<b>Logical interface</b>	Name of the logical interface.	All levels
<b>Index</b>	Index number of the logical interface (which reflects its initialization sequence).	<b>detail extensive</b> none
<b>SNMP ifIndex</b>	SNMP interface index number of the logical interface.	<b>detail extensive</b> none
<b>Generation</b>	Unique number for use by Juniper Networks technical support only.	<b>detail extensive</b>
<b>Flags</b>	Information about the logical interface. Possible values are described in the "Logical Interface Flags Field" section under <i>Common Output Fields Description</i> .	All levels
<b>VLAN-Tag</b>	Tag Protocol Identifier (TPID) and VLAN identifier.	All levels
<b>Demux</b>	IP demultiplexing (demux) value that appears if this interface is used as the demux underlying interface. The output is one of the following: <ul style="list-style-type: none"> <li><b>Source Family Inet</b></li> <li><b>Destination Family Inet</b></li> </ul>	<b>detail extensive</b> none
<b>Encapsulation</b>	Encapsulation on the logical interface.	All levels

Table 6: show interfaces (Aggregated Ethernet) Output Fields (*continued*)

Field Name	Field Description	Level of Output
Statistics	<p>Information about the number of packets, packets per second, number of bytes, and bytes per second on this aggregate interface.</p> <ul style="list-style-type: none"> <li>• <b>Bundle</b>—Information about input and output bundle rates.</li> <li>• <b>Link</b>—(<b>detail</b> and <b>extensive</b> only) Information about specific links in the aggregate, including link state and input and output rates.</li> <li>• <b>Adaptive Statistics</b>—(<b>extensive</b> only) Information about adaptive load balancing counter statistics. <ul style="list-style-type: none"> <li>• <b>Adaptive Adjusts</b>—Number of times traffic flow imbalance was corrected by implementation of adaptive load balancing.</li> <li>• <b>Adaptive Scans</b>—Number of times the link utilization on each member link of the AE bundle was scanned by for adaptive load balancing</li> <li>• <b>Adaptive Tolerance</b>—Tolerance level, in percentage, for load imbalance on link utilization on each member link of the AE bundle.</li> <li>• <b>Adaptive Updates</b>—Number of times traffic flow load have been updated on an AE bundle.</li> </ul> </li> <li>• <b>Marker Statistics</b>—(<b>detail</b> and <b>extensive</b> only) Information about 802.3ad marker protocol statistics on the specified links. <ul style="list-style-type: none"> <li>• <b>Marker Rx</b>—Number of valid marker protocol data units (PDUs) received on this aggregation port.</li> <li>• <b>Resp Tx</b>—Number of marker response PDUs transmitted on this aggregation port.</li> <li>• <b>Unknown Rx</b>—Number of frames received that either carry the slow protocols Ethernet type value (43B.4) but contain an unknown PDU, or are addressed to the slow protocols group MAC address (43B.3) but do not carry the slow protocols Ethernet type.</li> <li>• <b>Illegal Rx</b>—Number of frames received that carry the slow protocols Ethernet type value (43B.4) but contain a badly formed PDU or an illegal value of protocol subtype (43B.4).</li> </ul> </li> </ul>	<b>detail extensive</b> none
LACP info	<p>Link Aggregation Control Protocol (LACP) information for each aggregated interface.</p> <ul style="list-style-type: none"> <li>• <b>Role</b> can be one of the following: <ul style="list-style-type: none"> <li>• <b>Actor</b>—Local device participating in LACP negotiation.</li> <li>• <b>Partner</b>—Remote device participating in LACP negotiation.</li> </ul> </li> <li>• <b>System priority</b>—Priority assigned to the system (by management or administrative policy), encoded as an unsigned integer.</li> <li>• <b>System identifier</b>—Actor or partner system ID, encoded as a MAC address.</li> <li>• <b>Port priority</b>—Priority assigned to the port by the actor or partner (by management or administrative policy), encoded as an unsigned integer.</li> <li>• <b>Port number</b>—Port number assigned to the port by the actor or partner, encoded as an unsigned integer.</li> <li>• <b>Port key</b>—Operational key value assigned to the port by the actor or partner, encoded as an unsigned integer.</li> </ul>	

Table 6: show interfaces (Aggregated Ethernet) Output Fields (*continued*)

Field Name	Field Description	Level of Output
LACP Statistics	<p>LACP statistics for each aggregated interface.</p> <ul style="list-style-type: none"> <li>• <b>LACP Rx</b>—LACP received counter that increments for each normal hello.</li> <li>• <b>LACP Tx</b>—Number of LACP transmit packet errors logged.</li> <li>• <b>Unknown Rx</b>—Number of unrecognized packet errors logged.</li> <li>• <b>Illegal Rx</b>—Number of invalid packets received.</li> </ul> <p><b>NOTE:</b> For <b>LACP Rx</b> and <b>LACP Tx</b>, Packet count is updated only on snmp timer expiry (30 secs).</p>	
<i>protocol-family</i>	Protocol family configured on the logical interface. Possible values are described in the "Protocol Field" section under <i>Common Output Fields Description</i> .	<b>brief</b>
<b>Protocol</b>	Protocol family configured on the logical interface. Possible values are described in the "Protocol Field" section under <i>Common Output Fields Description</i> .	<b>detail extensive none</b>
<b>MTU</b>	Maximum transmission unit size on the logical interface.	<b>detail extensive none</b>
<b>Maximum labels</b>	Maximum number of MPLS labels configured for the MPLS protocol family on the logical interface.	<b>detail extensive none</b>
<b>Generation</b>	Unique number for use by Juniper Networks technical support only.	<b>detail extensive</b>
<b>Route Table</b>	Routing table in which the logical interface address is located. For example, 0 refers to the routing table inet.0.	<b>detail extensive</b>
<b>Flags</b>	Information about protocol family flags. Possible values are described in the "Family Flags Field" section under <i>Common Output Fields Description</i> .	<b>detail extensive none</b>
<b>Mac-Validate Failures</b>	Number of MAC address validation failures for packets and bytes. This field is displayed when MAC address validation is enabled for the logical interface.	<b>detail extensive none</b>
<b>Addresses, Flags</b>	Information about address flags. Possible values are described in the "Addresses Flags" section under <i>Common Output Fields Description</i> .	<b>detail extensive none</b>
<b>Destination</b>	IP address of the remote side of the connection.	<b>detail extensive none</b>
<b>Local</b>	IP address of the logical interface.	<b>detail extensive none</b>
<b>Broadcast</b>	Broadcast address of the logical interface.	<b>detail extensive none</b>
<b>Generation</b>	Unique number for use by Juniper Networks technical support only.	<b>detail extensive</b>

## Sample Output

### show interfaces (Aggregated Ethernet)

```
user@host> show interfaces ae0
```

```

Physical interface: ae0, Enabled, Physical link is Up
Interface index: 153, SNMP ifIndex: 59
Link-level type: Ethernet, MTU: 1514, Speed: 300mbps, Loopback: Disabled,
Source filtering: Disabled, Flow control: Disabled, Minimum links needed: 1
Device flags : Present Running
Interface flags: SNMP-Traps 16384
Current address: 00:05:85:8b:bf:f0, Hardware address: 00:05:85:8b:bf:f0
Last flapped : Never
Input rate : 0 bps (0 pps)
Output rate : 0 bps (0 pps)

```

```

Logical interface ae0.0 (Index 72) (SNMP ifIndex 60)
Flags: SNMP-Traps 16384 Encapsulation: ENET2
Statistics
Bundle:
  Input :      0      0      0      0
  Output:      0      0      0      0
Protocol inet, MTU: 1500
Flags: None
Addresses, Flags: Is-Preferred Is-Primary
Destination: 10.100.1/24, Local: 10.100.1.2, Broadcast: 10.100.1.255

```

#### show interfaces brief (Aggregated Ethernet)

```

user@host> show interfaces ae0 brief
Physical interface: ae0, Enabled, Physical link is Up
Link-level type: Ethernet, MTU: 1514, Speed: 300mbps, Loopback: Disabled,
Source filtering: Disabled, Flow control: Disabled
Device flags : Present Running
Interface flags: SNMP-Traps 16384

Logical interface ae0.0
Flags: SNMP-Traps 16384 Encapsulation: ENET2
inet 10.100.1.2/24

```

#### show interfaces detail (Aggregated Ethernet)

```

user@host> show interfaces ae0 detail
Physical interface: ae0, Enabled, Physical link is Up
Interface index: 153, SNMP ifIndex: 59, Generation: 36
Link-level type: Ethernet, MTU: 1514, Speed: 300mbps, Loopback: Disabled,
Source filtering: Disabled, Flow control: Disabled, Minimum links needed: 1
Device flags : Present Running
Interface flags: SNMP-Traps 16384
Current address: 00:05:85:8b:bf:f0, Hardware address: 00:05:85:8b:bf:f0
Last flapped : Never
Statistics last cleared: Never
Traffic statistics:
Input bytes :      0      0 bps
Output bytes :      0      0 bps
Input packets:      0      0 pps
Output packets:      0      0 pps
Queue counters:      Queued packets  Transmitted packets  Dropped packets

0 best-effort      7375      7375      0
1 expedited-fo      0      0      0
2 assured-forw      0      0      0
3 network-cont     2268      2268      0

```

```

Logical interface ae0.0 (Index 72) (SNMP ifIndex 60) (Generation 18)
Flags: SNMP-Traps 16384 Encapsulation: ENET2
Statistics          Packets          pps          Bytes          bps
Bundle:
  Input :           0           0           0           0
  Output:           0           0           0           0
Link:
  fe-0/1/0.0
    Input :           0           0           0           0
    Output:           0           0           0           0
  fe-0/1/2.0
    Input :           0           0           0           0
    Output:           0           0           0           0
  fe-0/1/3.0
    Input :           0           0           0           0
    Output:           0           0           0           0
Marker Statistics:  Marker Rx      Resp Tx      Unknown Rx      Illegal Rx
fe-0/1/0.0          0           0           0           0
fe-0/1/2.0          0           0           0           0
fe-0/1/3.0          0           0           0           0
Protocol inet, MTU: 1500, Generation: 37, Route table: 0
Flags: Is-Primary, Mac-Validate-Strict
Mac-Validate Failures: Packets: 0, Bytes: 0
  Destination: 10.100.1/24, Local: 10.100.1.2, Broadcast: 10.100.1.255,
  Generation: 49

```

#### show interfaces extensive (Aggregated Ethernet)

```

user@host> show interfaces ae0 extensive
Physical interface: ae0, Enabled, Physical link is Up
Interface index: 153, SNMP ifIndex: 59, Generation: 36
Link-level type: Ethernet, MTU: 1514, Speed: 300mbps, Loopback: Disabled,
Source filtering: Disabled, Flow control: Disabled, Minimum links needed: 1
Device flags   : Present Running
Interface flags: SNMP-Traps 16384
Current address: 00:05:85:8b:bf:f0, Hardware address: 00:05:85:8b:bf:f0
Last flapped   : Never
Statistics last cleared: Never
Traffic statistics:
  Input bytes :           60           0 bps
  Output bytes :           0           0 bps
  Input packets:           1           0 pps
  Output packets:          0           0 pps
Input errors:
  Errors: 0, Drops: 0, Framing errors: 0, Runts: 0, Giants: 0,
  Policed discards: 0, Resource errors: 0
Output errors:
  Carrier transitions: 0, Errors: 0, Drops: 0, MTU errors: 0,
  Resource errors: 0
Queue counters:      Queued packets  Transmitted packets  Dropped packets

  0 best-effort           7375           7375           0
  1 expedited-fo           0             0             0
  2 assured-forw           0             0             0
  3 network-cont          2268          2268           0

```

```

Logical interface ae0.0 (Index 73) (SNMP ifIndex 563) (Generation 176)
Flags: Up SNMP-Traps 0x4000 Encapsulation: ENET2
Statistics          Packets          pps          Bytes          bps
Bundle:
  Input :           0           0           0           0
  Output:           0           0           0           0
Adaptive Statistics:
  Adaptive Adjusts:           0
  Adaptive Scans  :           0
  Adaptive Updates:           0
Link:
  fe-1/0/3.0
    Input :           0           0           0           0
    Output:           0           0           0           0
LACP info:          Role      System          System      Port      Port      Port
                  priority          identifier  priority  number      key

  fe-1/0/3.0      Actor          127  00:24:dc:85:af:f0          127      2      1
  fe-1/0/3.0      Partner          127  00:23:9c:c3:1f:f0          127      1      1

LACP Statistics:      LACP Rx      LACP Tx      Unknown Rx      Illegal Rx
fe-1/0/3.0            3188          3186           0           0
Marker Statistics:      Marker Rx      Resp Tx      Unknown Rx      Illegal Rx
fe-1/0/3.0              0           0           0           0
Protocol inet, MTU: 1500, Generation: 224, Route table: 0
Flags: Sendbcst-pkt-to-re
Addresses, Flags: Is-Preferred Is-Primary
Destination: 10.40.1.0/30, Local: 10.40.1.1, Broadcast: 10.40.1.3,
Generation: 187
Protocol multiservice, MTU: Unlimited, Generation: 225, Route table: 0
Flags: Is-Primary
Policer: Input: __default_arp_policer__

```

### show interfaces extensive (Aggregated Ethernet with VLAN Stacking)

```

user@host> show interfaces ae0 extensive
Physical interface: ae0, Enabled, Physical link is Up
Interface index: 155, SNMP ifIndex: 48, Generation: 186
Link-level type: 52, MTU: 1518, Speed: 2000mbps, Loopback: Disabled, Source
filtering: Disabled,
Flow control: Disabled, Minimum links needed: 1, Minimum bandwidth needed: 0
Device flags : Present Running
Interface flags: SNMP-Traps Internal: 0x4000
Current address: 00:12:1e:19:3f:f0, Hardware address: 00:12:1e:19:3f:f0
Last flapped : Never
Statistics last cleared: Never
Traffic statistics:
Input bytes :           2406875          40152 bps
Output bytes :          1124470          22056 bps
Input packets:           5307           5 pps
Output packets:          13295          21 pps
IPv6 transit statistics:
Input bytes :           0
Output bytes :           0
Input packets:           0
Output packets:           0

```

Input errors:  
 Errors: 0, Drops: 0, Framing errors: 0, Runts: 0, Giants: 0, Policed discards: 0, Resource errors: 0

Output errors:  
 Carrier transitions: 0, Errors: 0, Drops: 0, MTU errors: 0, Resource errors: 0

Ingress queues: 4 supported, 4 in use

Queue counters:	Queued packets	Transmitted packets	Dropped packets
0 best-effort	0	859777	0
1 expedited-fo	0	0	0
2 assured-forw	0	0	0
3 network-cont	0	0	0

Egress queues: 4 supported, 4 in use

Queue counters:	Queued packets	Transmitted packets	Dropped packets
0 best-effort	0	1897615	0
1 expedited-fo	0	0	0
2 assured-forw	0	0	0
3 network-cont	0	662505	0

Logical interface ae0.451 (Index 69) (SNMP ifIndex 167) (Generation 601)

Flags: SNMP-Traps VLAN-Tag [ 0x8100.451 ] Encapsulation: VLAN-VPLS

Statistics	Packets	pps	Bytes	bps
Bundle:				
Input :	289	0	25685	376
Output:	1698	4	130375	3096

Link:

ge-1/2/0.451

Input :	289	0	25685	376
Output:	0	0	0	0

ge-1/2/1.451

Input :	0	0	0	0
Output:	1698	4	130375	3096

Marker Statistics:	Marker	Rx	Resp	Tx	Unknown	Rx	Illegal	Rx
ge-1/2/0.451		0		0		0		0
ge-1/2/1.451		0		0		0		0

Protocol vpls, MTU: 1518, Generation: 849, Route table: 3

Flags: Is-Primary

Logical interface ae0.452 (Index 70) (SNMP ifIndex 170) (Generation 602)

Flags: SNMP-Traps VLAN-Tag [ 0x8100.452 ] Encapsulation: VLAN-VPLS

Statistics	Packets	pps	Bytes	bps
Bundle:				
Input :	293	1	26003	1072
Output:	1694	3	130057	2400

Link:

ge-1/2/0.452

Input :	293	1	26003	1072
Output:	1694	3	130057	2400

ge-1/2/1.452

Input :	0	0	0	0
Output:	0	0	0	0

```
Marker Statistics:  Marker Rx      Resp Tx      Unknown Rx      Illegal Rx
ge-1/2/0.452       0          0          0          0
ge-1/2/1.452       0          0          0          0
Protocol vpls, MTU: 1518, Generation: 850, Route table: 3
Flags: None
...
```

## show interfaces (10-Gigabit Ethernet)

---

<b>Syntax</b>	<code>show interfaces <i>xe-fpc/pic/port</i></code> <code>&lt;brief   detail   extensive   terse&gt;</code> <code>&lt;descriptions&gt;</code> <code>&lt;media&gt;</code> <code>&lt;snmp-index <i>snmp-index</i>&gt;</code> <code>&lt;statistics&gt;</code>
<b>Release Information</b>	Command introduced in Junos OS Release 8.0.
<b>Description</b>	(M320, M120, MX Series, and T Series routers and EX Series switches only) Display status information about the specified 10-Gigabit Ethernet interface.
<b>Options</b>	<p><code><i>xe-fpc/pic/port</i></code>—Display standard information about the specified 10-Gigabit Ethernet interface.</p> <p><code>brief   detail   extensive   terse</code>—(Optional) Display the specified level of output.</p> <p><code>descriptions</code>—(Optional) Display interface description strings.</p> <p><code>media</code>—(Optional) Display media-specific information about network interfaces.</p> <p><code>snmp-index <i>snmp-index</i></code>—(Optional) Display information for the specified SNMP index of the interface.</p> <p><code>statistics</code>—(Optional) Display static interface statistics.</p>
<b>Required Privilege Level</b>	view
<b>List of Sample Output</b>	<p><a href="#">show interfaces extensive (10-Gigabit Ethernet, LAN PHY Mode, IQ2) on page 317</a></p> <p><a href="#">show interfaces extensive (10-Gigabit Ethernet, WAN PHY Mode) on page 320</a></p> <p><a href="#">show interfaces extensive (10-Gigabit Ethernet, DWDM OTN PIC) on page 322</a></p> <p><a href="#">show interfaces extensive (10-Gigabit Ethernet, LAN PHY Mode, Unidirectional Mode) on page 324</a></p> <p><a href="#">show interfaces extensive (10-Gigabit Ethernet, LAN PHY Mode, Unidirectional Mode, Transmit-Only) on page 324</a></p> <p><a href="#">show interfaces extensive (10-Gigabit Ethernet, LAN PHY Mode, Unidirectional Mode, Receive-Only) on page 325</a></p>
<b>Output Fields</b>	See <a href="#">Table 7 on page 303</a> for the output fields for the <b>show interfaces</b> (10-Gigabit Ethernet) command.

Table 7: show interfaces Gigabit Ethernet Output Fields

Field Name	Field Description	Level of Output
<b>Physical Interface</b>		
<b>Physical interface</b>	Name of the physical interface.	All levels
<b>Enabled</b>	State of the interface. Possible values are described in the “Enabled Field” section under <i>Common Output Fields Description</i> .	All levels
<b>Interface index</b>	Index number of the physical interface, which reflects its initialization sequence.	<b>detail extensive none</b>
<b>SNMP ifIndex</b>	SNMP index number for the physical interface.	<b>detail extensive none</b>
<b>Generation</b>	Unique number for use by Juniper Networks technical support only.	<b>detail extensive</b>
<b>Link-level type</b>	Encapsulation being used on the physical interface.	All levels
<b>MTU</b>	Maximum transmission unit size on the physical interface.	All levels
<b>Speed</b>	Speed at which the interface is running.	All levels
<b>Loopback</b>	Loopback status: <b>Enabled</b> or <b>Disabled</b> . If loopback is enabled, type of loopback: <b>Local</b> or <b>Remote</b> .	All levels
<b>Source filtering</b>	Source filtering status: <b>Enabled</b> or <b>Disabled</b> .	All levels
<b>LAN-PHY mode</b>	10-Gigabit Ethernet interface operating in Local Area Network Physical Layer Device (LAN PHY) mode. LAN PHY allows 10-Gigabit Ethernet wide area links to use existing Ethernet applications.	All levels
<b>WAN-PHY mode</b>	10-Gigabit Ethernet interface operating in Wide Area Network Physical Layer Device (WAN PHY) mode. WAN PHY allows 10-Gigabit Ethernet wide area links to use fiber-optic cables and other devices intended for SONET/SDH.	All levels
<b>Unidirectional</b>	Unidirectional link mode status for 10-Gigabit Ethernet interface: <b>Enabled</b> or <b>Disabled</b> for parent interface; <b>Rx-only</b> or <b>Tx-only</b> for child interfaces.	All levels
<b>Flow control</b>	Flow control status: <b>Enabled</b> or <b>Disabled</b> .	All levels
<b>Auto-negotiation</b>	(Gigabit Ethernet interfaces) Autonegotiation status: <b>Enabled</b> or <b>Disabled</b> .	All levels
<b>Remote-fault</b>	(Gigabit Ethernet interfaces) Remote fault status: <ul style="list-style-type: none"> <li>• <b>Online</b>—Autonegotiation is manually configured as online.</li> <li>• <b>Offline</b>—Autonegotiation is manually configured as offline.</li> </ul>	All levels
<b>Device flags</b>	Information about the physical device. Possible values are described in the “Device Flags” section under <i>Common Output Fields Description</i> .	All levels
<b>Interface flags</b>	Information about the interface. Possible values are described in the “Interface Flags” section under <i>Common Output Fields Description</i> .	All levels

Table 7: show interfaces Gigabit Ethernet Output Fields (*continued*)

Field Name	Field Description	Level of Output	
<b>Link flags</b>	Information about the link. Possible values are described in the “Links Flags” section under <i>Common Output Fields Description</i> .	All levels	
<b>Wavelength</b>	(10-Gigabit Ethernet dense wavelength-division multiplexing [DWDM] interfaces) Displays the configured wavelength, in nanometers (nm).	All levels	
<b>Frequency</b>	(10-Gigabit Ethernet DWDM interfaces only) Displays the frequency associated with the configured wavelength, in terahertz (THz).	All levels	
<b>CoS queues</b>	Number of CoS queues configured.	detail extensive none	
<b>Schedulers</b>	(Gigabit Ethernet intelligent queuing 2 (IQ2) interfaces only) Number of CoS schedulers configured.	extensive	
<b>Hold-times</b>	Current interface hold-time up and hold-time down, in milliseconds.	detail extensive	
<b>Current address</b>	Configured MAC address.	detail extensive none	
<b>Hardware address</b>	Hardware MAC address.	detail extensive none	
<b>Last flapped</b>	Date, time, and how long ago the interface went from down to up. The format is <b>Last flapped: year-month-day hour:minute:second:timezone (hour:minute:second ago)</b> . For example, <b>Last flapped: 2002-04-26 10:52:40 PDT (04:33:20 ago)</b> .	detail extensive none	
<b>Input Rate</b>	Input rate in bits per second (bps) and packets per second (pps). The value in this field also includes the Layer 2 overhead bytes for ingress traffic on Ethernet interfaces if you enable accounting of Layer 2 overhead at the PIC level or the logical interface level.	None specified	
<b>Output Rate</b>	Output rate in bps and pps. The value in this field also includes the Layer 2 overhead bytes for egress traffic on Ethernet interfaces if you enable accounting of Layer 2 overhead at the PIC level or the logical interface level.	None specified	
<b>Statistics last cleared</b>	Time when the statistics for the interface were last set to zero.	detail extensive	
<b>Egress account overhead</b>	Layer 2 overhead in bytes that is accounted in the interface statistics for egress traffic.	detail extensive	
<b>Ingress account overhead</b>	Layer 2 overhead in bytes that is accounted in the interface statistics for ingress traffic.	detail extensive	detail extensive

Table 7: show interfaces Gigabit Ethernet Output Fields (*continued*)

Field Name	Field Description	Level of Output
<b>Traffic statistics</b>	<p>Number and rate of bytes and packets received and transmitted on the physical interface.</p> <ul style="list-style-type: none"> <li>• <b>Input bytes</b>—Number of bytes received on the interface. The value in this field also includes the Layer 2 overhead bytes for ingress traffic on Ethernet interfaces if you enable accounting of Layer 2 overhead at the PIC level or the logical interface level.</li> <li>• <b>Output bytes</b>—Number of bytes transmitted on the interface. The value in this field also includes the Layer 2 overhead bytes for egress traffic on Ethernet interfaces if you enable accounting of Layer 2 overhead at the PIC level or the logical interface level.</li> <li>• <b>Input packets</b>—Number of packets received on the interface.</li> <li>• <b>Output packets</b>—Number of packets transmitted on the interface.</li> </ul> <p>Gigabit Ethernet and 10-Gigabit Ethernet IQ PICs count the overhead and CRC bytes.</p> <p>For Gigabit Ethernet IQ PICs, the input byte counts vary by interface type. For more information, see <a href="#">Table 7 on page 303</a>.</p>	<b>detail extensive</b>
<b>Input errors</b>	<p>Input errors on the interface. The following paragraphs explain the counters whose meaning might not be obvious:</p> <ul style="list-style-type: none"> <li>• <b>Errors</b>—Sum of the incoming frame aborts and FCS errors.</li> <li>• <b>Drops</b>—Number of packets dropped by the input queue of the I/O Manager ASIC. If the interface is saturated, this number increments once for every packet that is dropped by the ASIC's RED mechanism.</li> <li>• <b>Framing errors</b>—Number of packets received with an invalid frame checksum (FCS).</li> <li>• <b>Runts</b>—Number of frames received that are smaller than the runt threshold.</li> <li>• <b>Policed discards</b>—Number of frames that the incoming packet match code discarded because they were not recognized or not of interest. Usually, this field reports protocols that the Junos OS does not handle.</li> <li>• <b>L3 incompletes</b>—Number of incoming packets discarded because they failed Layer 3 (usually IPv4) sanity checks of the header. For example, a frame with less than 20 bytes of available IP header is discarded. L3 incomplete errors can be ignored by configuring the <code>ignore-l3-incompletes</code> statement.</li> <li>• <b>L2 channel errors</b>—Number of times the software did not find a valid logical interface for an incoming frame.</li> <li>• <b>L2 mismatch timeouts</b>—Number of malformed or short packets that caused the incoming packet handler to discard the frame as unreadable.</li> <li>• <b>FIFO errors</b>—Number of FIFO errors in the receive direction that are reported by the ASIC on the PIC. If this value is ever nonzero, the PIC is probably malfunctioning.</li> <li>• <b>Resource errors</b>—Sum of transmit drops.</li> </ul>	<b>extensive</b>

Table 7: show interfaces Gigabit Ethernet Output Fields (*continued*)

Field Name	Field Description	Level of Output
<b>Output errors</b>	<p>Output errors on the interface. The following paragraphs explain the counters whose meaning might not be obvious:</p> <ul style="list-style-type: none"> <li>• <b>Carrier transitions</b>—Number of times the interface has gone from <b>down</b> to <b>up</b>. This number does not normally increment quickly, increasing only when the cable is unplugged, the far-end system is powered down and then up, or another problem occurs. If the number of carrier transitions increments quickly (perhaps once every 10 seconds), the cable, the far-end system, or the PIC or PIM is malfunctioning.</li> <li>• <b>Errors</b>—Sum of the outgoing frame aborts and FCS errors.</li> <li>• <b>Drops</b>—Number of packets dropped by the output queue of the I/O Manager ASIC. If the interface is saturated, this number increments once for every packet that is dropped by the ASIC's RED mechanism.</li> <li>• <b>Collisions</b>—Number of Ethernet collisions. The Gigabit Ethernet PIC supports only full-duplex operation, so for Gigabit Ethernet PICs, this number should always remain 0. If it is nonzero, there is a software bug.</li> <li>• <b>Aged packets</b>—Number of packets that remained in shared packet SDRAM so long that the system automatically purged them. The value in this field should never increment. If it does, it is most likely a software bug or possibly malfunctioning hardware.</li> <li>• <b>FIFO errors</b>—Number of FIFO errors in the send direction as reported by the ASIC on the PIC. If this value is ever nonzero, the PIC is probably malfunctioning.</li> <li>• <b>HS link CRC errors</b>—Number of errors on the high-speed links between the ASICs responsible for handling the router interfaces.</li> <li>• <b>MTU errors</b>—Number of packets whose size exceeded the MTU of the interface.</li> <li>• <b>Resource errors</b>—Sum of transmit drops.</li> </ul>	<b>extensive</b>
<b>Egress queues</b>	Total number of egress queues supported on the specified interface.	<b>detail extensive</b>
<b>Queue counters (Egress)</b>	<p>CoS queue number and its associated user-configured forwarding class name.</p> <ul style="list-style-type: none"> <li>• <b>Queued packets</b>—Number of queued packets.</li> <li>• <b>Transmitted packets</b>—Number of transmitted packets.</li> <li>• <b>Dropped packets</b>—Number of packets dropped by the ASIC's RED mechanism.</li> </ul>	<b>detail extensive</b>
<b>Ingress queues</b>	Total number of ingress queues supported on the specified interface. Displayed on IQ2 interfaces.	<b>extensive</b>
<b>Queue counters (Ingress)</b>	<p>CoS queue number and its associated user-configured forwarding class name. Displayed on IQ2 interfaces.</p> <ul style="list-style-type: none"> <li>• <b>Queued packets</b>—Number of queued packets.</li> <li>• <b>Transmitted packets</b>—Number of transmitted packets.</li> <li>• <b>Dropped packets</b>—Number of packets dropped by the ASIC's RED mechanism.</li> </ul>	<b>extensive</b>

Table 7: show interfaces Gigabit Ethernet Output Fields (*continued*)

Field Name	Field Description	Level of Output
<b>Active alarms and Active defects</b>	<p>Ethernet-specific defects that can prevent the interface from passing packets. When a defect persists for a certain amount of time, it is promoted to an alarm. Based on the routing device configuration, an alarm can ring the red or yellow alarm bell on the routing device, or turn on the red or yellow alarm LED on the craft interface. These fields can contain the value <b>None</b> or <b>Link</b>.</p> <ul style="list-style-type: none"> <li>• <b>None</b>—There are no active defects or alarms.</li> <li>• <b>Link</b>—Interface has lost its link state, which usually means that the cable is unplugged, the far-end system has been turned off, or the PIC is malfunctioning.</li> </ul>	<b>detail extensive none</b>
<b>OTN alarms</b>	Active OTN alarms identified on the interface.	<b>detail extensive</b>
<b>OTN defects</b>	OTN defects received on the interface.	<b>detail extensive</b>
<b>OTN FEC Mode</b>	<p>The FECmode configured on the interface.</p> <ul style="list-style-type: none"> <li>• <b>efec</b>—Enhanced forward error correction (EFEC) is configured to detect and correct bit errors.</li> <li>• <b>gfec</b>—G.709 Forward error correction (GFEC) mode is configured to detect and correct bit errors.</li> <li>• <b>none</b>—FEC mode is not configured.</li> </ul>	<b>detail extensive</b>
<b>OTN Rate</b>	<p>OTN mode.</p> <ul style="list-style-type: none"> <li>• <b>fixed-stuff-bytes</b>—Fixed stuff bytes 11.0957 Gbps.</li> <li>• <b>no-fixed-stuff-bytes</b>—No fixed stuff bytes 11.0491 Gbps.</li> <li>• <b>pass-through</b>—Enable OTN passthrough mode.</li> <li>• <b>no-pass-through</b>—Do not enable OTN passthrough mode.</li> </ul>	<b>detail extensive</b>
<b>OTN Line Loopback</b>	Status of the line loopback, if configured for the DWDM OTN PIC. Its value can be: <b>enabled</b> or <b>disabled</b> .	<b>detail extensive</b>
<b>OTN FEC statistics</b>	<p>The forward error correction (FEC) counters for the DWDM OTN PIC.</p> <ul style="list-style-type: none"> <li>• <b>Corrected Errors</b>—The count of corrected errors in the last second.</li> <li>• <b>Corrected Error Ratio</b>—The corrected error ratio in the last 25 seconds. For example, 1e-7 is 1 error per 10 million bits.</li> </ul>	<b>detail extensive</b>
<b>OTN FEC alarms</b>	<p>OTN FEC excessive or degraded error alarms triggered on the interface.</p> <ul style="list-style-type: none"> <li>• <b>FEC Degrade</b>—OTU FEC Degrade defect.</li> <li>• <b>FEC Excessive</b>—OTU FEC Excessive Error defect.</li> </ul>	<b>detail extensive</b>
<b>OTN OC</b>	<p>OTN OC defects triggered on the interface.</p> <ul style="list-style-type: none"> <li>• <b>LOS</b>—OC Loss of Signal defect.</li> <li>• <b>LOF</b>—OC Loss of Frame defect.</li> <li>• <b>LOM</b>—OC Loss of Multiframe defect.</li> <li>• <b>Wavelength Lock</b>—OC Wavelength Lock defect.</li> </ul>	<b>detail extensive</b>

Table 7: show interfaces Gigabit Ethernet Output Fields (*continued*)

Field Name	Field Description	Level of Output
<b>OTN OTU</b>	OTN OTU defects detected on the interface <ul style="list-style-type: none"> <li>• <b>AIS</b>—OTN AIS alarm.</li> <li>• <b>BDI</b>—OTN OTU BDI alarm.</li> <li>• <b>IAE</b>—OTN OTU IAE alarm.</li> <li>• <b>TTIM</b>—OTN OTU TTIM alarm.</li> <li>• <b>SF</b>—OTN ODU bit error rate fault alarm.</li> <li>• <b>SD</b>—OTN ODU bit error rate defect alarm.</li> <li>• <b>TCA-ES</b>—OTN ODU ES threshold alarm.</li> <li>• <b>TCA-SES</b>—OTN ODU SES threshold alarm.</li> <li>• <b>TCA-UAS</b>—OTN ODU UAS threshold alarm.</li> <li>• <b>TCA-BBE</b>—OTN ODU BBE threshold alarm.</li> <li>• <b>BIP</b>—OTN ODU BIP threshold alarm.</li> <li>• <b>BBE</b>—OTN OTU BBE threshold alarm.</li> <li>• <b>ES</b>—OTN OTU ES threshold alarm.</li> <li>• <b>SES</b>—OTN OTU SES threshold alarm.</li> <li>• <b>UAS</b>—OTN OTU UAS threshold alarm.</li> </ul>	<b>detail extensive</b>
<b>Received DAPI</b>	Destination Access Port Interface (DAPI) from which the packets were received.	<b>detail extensive</b>
<b>Received SAPI</b>	Source Access Port Interface (SAPI) from which the packets were received.	<b>detail extensive</b>
<b>Transmitted DAPI</b>	Destination Access Port Interface (DAPI) to which the packets were transmitted.	<b>detail extensive</b>
<b>Transmitted SAPI</b>	Source Access Port Interface (SAPI) to which the packets were transmitted.	<b>detail extensive</b>
<b>PCS statistics</b>	(10-Gigabit Ethernet interfaces) Displays Physical Coding Sublayer (PCS) fault conditions from the WAN PHY or the LAN PHY device. <ul style="list-style-type: none"> <li>• <b>Bit errors</b>—High bit error rate. Indicates the number of bit errors when the PCS receiver is operating in normal mode.</li> <li>• <b>Errored blocks</b>—Loss of block lock. The number of errored blocks when PCS receiver is operating in normal mode.</li> </ul>	<b>detail extensive</b>

Table 7: show interfaces Gigabit Ethernet Output Fields (*continued*)

Field Name	Field Description	Level of Output
<b>MAC statistics</b>	<p>Receive and Transmit statistics reported by the PIC's MAC subsystem, including the following:</p> <ul style="list-style-type: none"> <li>• <b>Total octets and total packets</b>—Total number of octets and packets. For Gigabit Ethernet IQ PICs, the received octets count varies by interface type. For more information, see <a href="#">Table 8 on page 317</a></li> <li>• <b>Unicast packets, Broadcast packets, and Multicast packets</b>—Number of unicast, broadcast, and multicast packets.</li> <li>• <b>CRC/Align errors</b>—Total number of packets received that had a length (excluding framing bits, but including FCS octets) of between 64 and 1518 octets, inclusive, and had either a bad FCS with an integral number of octets (FCS Error) or a bad FCS with a nonintegral number of octets (Alignment Error).</li> <li>• <b>FIFO error</b>—Number of FIFO errors that are reported by the ASIC on the PIC. If this value is ever nonzero, the PIC or a cable is probably malfunctioning.</li> <li>• <b>MAC control frames</b>—Number of MAC control frames.</li> <li>• <b>MAC pause frames</b>—Number of MAC control frames with <b>pause</b> operational code.</li> <li>• <b>Oversized frames</b>—Number of frames that exceed 1518 octets.</li> <li>• <b>Jabber frames</b>—Number of frames that were longer than 1518 octets (excluding framing bits, but including FCS octets), and had either an FCS error or an alignment error. This definition of jabber is different from the definition in IEEE-802.3 section 8.2.1.5 (10BASE5) and section 10.3.1.4 (10BASE2). These documents define jabber as the condition in which any packet exceeds 20 ms. The allowed range to detect jabber is from 20 ms to 150 ms.</li> <li>• <b>Fragment frames</b>—Total number of packets that were less than 64 octets in length (excluding framing bits, but including FCS octets), and had either an FCS error or an alignment error. Fragment frames normally increment because both runts (which are normal occurrences caused by collisions) and noise hits are counted.</li> <li>• <b>VLAN tagged frames</b>—Number of frames that are VLAN tagged. The system uses the TPID of 0x8100 in the frame to determine whether a frame is tagged or not.</li> <li>• <b>Code violations</b>—Number of times an event caused the PHY to indicate "Data reception error" or "invalid data symbol error."</li> </ul>	<b>extensive</b>
<b>OTN Received Overhead Bytes</b>	APS/PCC0: 0x02, APS/PCC1: 0x11, APS/PCC2: 0x47, APS/PCC3: 0x58 Payload Type: 0x08	<b>extensive</b>
<b>OTN Transmitted Overhead Bytes</b>	APS/PCC0: 0x00, APS/PCC1: 0x00, APS/PCC2: 0x00, APS/PCC3: 0x00 Payload Type: 0x08	<b>extensive</b>

Table 7: show interfaces Gigabit Ethernet Output Fields (*continued*)

Field Name	Field Description	Level of Output
Filter statistics	<p>Receive and Transmit statistics reported by the PIC's MAC address filter subsystem. The filtering is done by the content-addressable memory (CAM) on the PIC. The filter examines a packet's source and destination MAC addresses to determine whether the packet should enter the system or be rejected.</p> <ul style="list-style-type: none"> <li>• <b>Input packet count</b>—Number of packets received from the MAC hardware that the filter processed.</li> <li>• <b>Input packet rejects</b>—Number of packets that the filter rejected because of either the source MAC address or the destination MAC address.</li> <li>• <b>Input DA rejects</b>—Number of packets that the filter rejected because the destination MAC address of the packet is not on the accept list. It is normal for this value to increment. When it increments very quickly and no traffic is entering the routing device from the far-end system, either there is a bad ARP entry on the far-end system, or multicast routing is not on and the far-end system is sending many multicast packets to the local routing device (which the routing device is rejecting).</li> <li>• <b>Input SA rejects</b>—Number of packets that the filter rejected because the source MAC address of the packet is not on the accept list. The value in this field should increment only if source MAC address filtering has been enabled. If filtering is enabled, if the value increments quickly, and if the system is not receiving traffic that it should from the far-end system, it means that the user-configured source MAC addresses for this interface are incorrect.</li> <li>• <b>Output packet count</b>—Number of packets that the filter has given to the MAC hardware.</li> <li>• <b>Output packet pad count</b>—Number of packets the filter padded to the minimum Ethernet size (60 bytes) before giving the packet to the MAC hardware. Usually, padding is done only on small ARP packets, but some very small IP packets can also require padding. If this value increments rapidly, either the system is trying to find an ARP entry for a far-end system that does not exist or it is misconfigured.</li> <li>• <b>Output packet error count</b>—Number of packets with an indicated error that the filter was given to transmit. These packets are usually aged packets or are the result of a bandwidth problem on the FPC hardware. On a normal system, the value of this field should not increment.</li> <li>• <b>CAM destination filters, CAM source filters</b>—Number of entries in the CAM dedicated to destination and source MAC address filters. There can only be up to 64 source entries. If source filtering is disabled, which is the default, the values for these fields should be 0.</li> </ul>	extensive
PMA PHY	<p>(10-Gigabit Ethernet interfaces, WAN PHY mode) SONET error information:</p> <ul style="list-style-type: none"> <li>• <b>Seconds</b>—Number of seconds the defect has been active.</li> <li>• <b>Count</b>—Number of times that the defect has gone from inactive to active.</li> <li>• <b>State</b>—State of the error. Any state other than <b>OK</b> indicates a problem.</li> </ul> <p>Subfields are:</p> <ul style="list-style-type: none"> <li>• <b>PHY Lock</b>—Phase-locked loop</li> <li>• <b>PHY Light</b>—Loss of optical signal</li> </ul>	extensive

Table 7: show interfaces Gigabit Ethernet Output Fields (*continued*)

Field Name	Field Description	Level of Output
<b>WIS section</b>	<p>(10-Gigabit Ethernet interfaces, WAN PHY mode) SONET error information:</p> <ul style="list-style-type: none"> <li>• <b>Seconds</b>—Number of seconds the defect has been active.</li> <li>• <b>Count</b>—Number of times that the defect has gone from inactive to active.</li> <li>• <b>State</b>—State of the error. Any state other than <b>OK</b> indicates a problem.</li> </ul> <p>Subfields are:</p> <ul style="list-style-type: none"> <li>• <b>BIP-B1</b>—Bit interleaved parity for SONET section overhead</li> <li>• <b>SEF</b>—Severely errored framing</li> <li>• <b>LOL</b>—Loss of light</li> <li>• <b>LOF</b>—Loss of frame</li> <li>• <b>ES-S</b>—Errored seconds (section)</li> <li>• <b>SES-S</b>—Severely errored seconds (section)</li> <li>• <b>SEFS-S</b>—Severely errored framing seconds (section)</li> </ul>	<b>extensive</b>
<b>WIS line</b>	<p>(10-Gigabit Ethernet interfaces, WAN PHY mode) Active alarms and defects, plus counts of specific SONET errors with detailed information.</p> <ul style="list-style-type: none"> <li>• <b>Seconds</b>—Number of seconds the defect has been active.</li> <li>• <b>Count</b>—Number of times that the defect has gone from inactive to active.</li> <li>• <b>State</b>—State of the error. State other than <b>OK</b> indicates a problem.</li> </ul> <p>Subfields are:</p> <ul style="list-style-type: none"> <li>• <b>BIP-B2</b>—Bit interleaved parity for SONET line overhead</li> <li>• <b>REI-L</b>—Remote error indication (near-end line)</li> <li>• <b>RDI-L</b>—Remote defect indication (near-end line)</li> <li>• <b>AIS-L</b>—Alarm indication signal (near-end line)</li> <li>• <b>BERR-SF</b>—Bit error rate fault (signal failure)</li> <li>• <b>BERR-SD</b>—Bit error rate defect (signal degradation)</li> <li>• <b>ES-L</b>—Errored seconds (near-end line)</li> <li>• <b>SES-L</b>—Severely errored seconds (near-end line)</li> <li>• <b>UAS-L</b>—Unavailable seconds (near-end line)</li> <li>• <b>ES-LFE</b>—Errored seconds (far-end line)</li> <li>• <b>SES-LFE</b>—Severely errored seconds (far-end line)</li> <li>• <b>UAS-LFE</b>—Unavailable seconds (far-end line)</li> </ul>	<b>extensive</b>

Table 7: show interfaces Gigabit Ethernet Output Fields (*continued*)

Field Name	Field Description	Level of Output
<b>WIS path</b>	<p>(10-Gigabit Ethernet interfaces, WAN PHY mode) Active alarms and defects, plus counts of specific SONET errors with detailed information.</p> <ul style="list-style-type: none"> <li>• <b>Seconds</b>—Number of seconds the defect has been active.</li> <li>• <b>Count</b>—Number of times that the defect has gone from inactive to active.</li> <li>• <b>State</b>—State of the error. Any state other than <b>OK</b> indicates a problem.</li> </ul> <p>Subfields are:</p> <ul style="list-style-type: none"> <li>• <b>BIP-B3</b>—Bit interleaved parity for SONET section overhead</li> <li>• <b>REI-P</b>—Remote error indication</li> <li>• <b>LOP-P</b>—Loss of pointer (path)</li> <li>• <b>AIS-P</b>—Path alarm indication signal</li> <li>• <b>RDI-P</b>—Path remote defect indication</li> <li>• <b>UNEQ-P</b>—Path unequipped</li> <li>• <b>PLM-P</b>—Path payload label mismatch</li> <li>• <b>ES-P</b>—Errored seconds (near-end STS path)</li> <li>• <b>SES-P</b>—Severely errored seconds (near-end STS path)</li> <li>• <b>UAS-P</b>—Unavailable seconds (near-end STS path)</li> <li>• <b>SES-PFE</b>—Severely errored seconds (far-end STS path)</li> <li>• <b>UAS-PFE</b>—Unavailable seconds (far-end STS path)</li> </ul>	<b>extensive</b>

Table 7: show interfaces Gigabit Ethernet Output Fields (*continued*)

Field Name	Field Description	Level of Output
Autonegotiation information	<p>Information about link autonegotiation.</p> <ul style="list-style-type: none"> <li>• <b>Negotiation status:</b> <ul style="list-style-type: none"> <li>• <b>Incomplete</b>—Ethernet interface has the speed or link mode configured.</li> <li>• <b>No autonegotiation</b>—Remote Ethernet interface has the speed or link mode configured, or does not perform autonegotiation.</li> <li>• <b>Complete</b>—Ethernet interface is connected to a device that performs autonegotiation and the autonegotiation process is successful.</li> </ul> </li> <li>• <b>Link partner status</b>—OK when Ethernet interface is connected to a device that performs autonegotiation and the autonegotiation process is successful.</li> <li>• <b>Link partner:</b> <ul style="list-style-type: none"> <li>• <b>Link mode</b>—Depending on the capability of the attached Ethernet device, either <b>Full-duplex</b> or <b>Half-duplex</b>.</li> <li>• <b>Flow control</b>—Types of flow control supported by the remote Ethernet device. For Fast Ethernet interfaces, the type is <b>None</b>. For Gigabit Ethernet interfaces, types are <b>Symmetric</b> (link partner supports <b>PAUSE</b> on receive and transmit), <b>Asymmetric</b> (link partner supports <b>PAUSE</b> on transmit), and <b>Symmetric/Asymmetric</b> (link partner supports both <b>PAUSE</b> on receive and transmit or only <b>PAUSE</b> receive).</li> <li>• <b>Remote fault</b>—Remote fault information from the link partner—<b>Failure</b> indicates a receive link error. <b>OK</b> indicates that the link partner is receiving. <b>Negotiation error</b> indicates a negotiation error. <b>Offline</b> indicates that the link partner is going offline.</li> </ul> </li> <li>• <b>Local resolution</b>—Information from the link partner: <ul style="list-style-type: none"> <li>• <b>Flow control</b>—Types of flow control supported by the remote Ethernet device. For Gigabit Ethernet interfaces, types are <b>Symmetric</b> (link partner supports <b>PAUSE</b> on receive and transmit), <b>Asymmetric</b> (link partner supports <b>PAUSE</b> on transmit), and <b>Symmetric/Asymmetric</b> (link partner supports both <b>PAUSE</b> on receive and transmit or only <b>PAUSE</b> receive).</li> <li>• <b>Remote fault</b>—Remote fault information. <b>Link OK</b> (no error detected on receive), <b>Offline</b> (local interface is offline), and <b>Link Failure</b> (link error detected on receive).</li> </ul> </li> </ul>	extensive
Received path trace, Transmitted path trace	<p>(10-Gigabit Ethernet interfaces, WAN PHY mode) SONET/SDH interfaces allow path trace bytes to be sent inband across the SONET/SDH link. Juniper Networks and other router manufacturers use these bytes to help diagnose misconfigurations and network errors by setting the transmitted path trace message so that it contains the system hostname and name of the physical interface. The received path trace value is the message received from the routing device at the other end of the fiber. The transmitted path trace value is the message that this routing device transmits.</p>	extensive
Packet Forwarding Engine configuration	<p>Information about the configuration of the Packet Forwarding Engine:</p> <ul style="list-style-type: none"> <li>• <b>Destination slot</b>—FPC slot number.</li> </ul>	extensive

Table 7: show interfaces Gigabit Ethernet Output Fields (*continued*)

Field Name	Field Description	Level of Output
<b>CoS information</b>	Information about the CoS queue for the physical interface. <ul style="list-style-type: none"> <li>• <b>CoS transmit queue</b>—Queue number and its associated user-configured forwarding class name.</li> <li>• <b>Bandwidth %</b>—Percentage of bandwidth allocated to the queue.</li> <li>• <b>Bandwidth bps</b>—Bandwidth allocated to the queue (in bps).</li> <li>• <b>Buffer %</b>—Percentage of buffer space allocated to the queue.</li> <li>• <b>Buffer usec</b>—Amount of buffer space allocated to the queue, in microseconds. This value is nonzero only if the buffer size is configured in terms of time.</li> <li>• <b>Priority</b>—Queue priority: <b>low</b> or <b>high</b>.</li> <li>• <b>Limit</b>—Displayed if rate limiting is configured for the queue. Possible values are <b>none</b> and <b>exact</b>. If <b>exact</b> is configured, the queue transmits only up to the configured bandwidth, even if excess bandwidth is available. If <b>none</b> is configured, the queue transmits beyond the configured bandwidth if bandwidth is available.</li> </ul>	<b>extensive</b>
<b>Logical Interface</b>		
<b>Logical interface</b>	Name of the logical interface.	All levels
<b>Index</b>	Index number of the logical interface, which reflects its initialization sequence.	<b>detail extensive none</b>
<b>SNMP ifIndex</b>	SNMP interface index number for the logical interface.	<b>detail extensive none</b>
<b>Generation</b>	Unique number for use by Juniper Networks technical support only.	<b>detail extensive</b>
<b>Flags</b>	Information about the logical interface. Possible values are described in the "Logical Interface Flags" section under <i>Common Output Fields Description</i> .	All levels

Table 7: show interfaces Gigabit Ethernet Output Fields (*continued*)

Field Name	Field Description	Level of Output
<b>VLAN-Tag</b>	<p>Rewrite profile applied to incoming or outgoing frames on the outer (<b>Out</b>) VLAN tag or for both the outer and inner (<b>In</b>) VLAN tags.</p> <ul style="list-style-type: none"> <li>• <b>push</b>—An outer VLAN tag is pushed in front of the existing VLAN tag.</li> <li>• <b>pop</b>—The outer VLAN tag of the incoming frame is removed.</li> <li>• <b>swap</b>—The outer VLAN tag of the incoming frame is overwritten with the user specified VLAN tag information.</li> <li>• <b>push</b>—An outer VLAN tag is pushed in front of the existing VLAN tag.</li> <li>• <b>push-push</b>—Two VLAN tags are pushed in from the incoming frame.</li> <li>• <b>swap-push</b>—The outer VLAN tag of the incoming frame is replaced by a user-specified VLAN tag value. A user-specified outer VLAN tag is pushed in front. The outer tag becomes an inner tag in the final frame.</li> <li>• <b>swap-swap</b>—Both the inner and the outer VLAN tags of the incoming frame are replaced by the user specified VLAN tag value.</li> <li>• <b>pop-swap</b>—The outer VLAN tag of the incoming frame is removed, and the inner VLAN tag of the incoming frame is replaced by the user-specified VLAN tag value. The inner tag becomes the outer tag in the final frame.</li> <li>• <b>pop-pop</b>—Both the outer and inner VLAN tags of the incoming frame are removed.</li> </ul>	<b>brief detail extensive none</b>
<b>Demux:</b>	<p>IP demultiplexing (demux) value that appears if this interface is used as the demux underlying interface. The output is one of the following:</p> <ul style="list-style-type: none"> <li>• Source Family Inet</li> <li>• Destination Family Inet</li> </ul>	<b>detail extensive none</b>
<b>Encapsulation</b>	Encapsulation on the logical interface.	All levels
<b>Protocol</b>	Protocol family. Possible values are described in the “Protocol Field” section under <i>Common Output Fields Description</i> .	<b>detail extensive none</b>
<b>MTU</b>	Maximum transmission unit size on the logical interface.	<b>detail extensive none</b>
<b>Maximum labels</b>	Maximum number of MPLS labels configured for the MPLS protocol family on the logical interface.	<b>detail extensive none</b>
<b>Traffic statistics</b>	<p>Number and rate of bytes and packets received and transmitted on the specified interface set.</p> <ul style="list-style-type: none"> <li>• <b>Input bytes, Output bytes</b>—Number of bytes received and transmitted on the interface set. The value in this field also includes the Layer 2 overhead bytes for ingress or egress traffic on Ethernet interfaces if you enable accounting of Layer 2 overhead at the PIC level or the logical interface level.</li> <li>• <b>Input packets, Output packets</b>—Number of packets received and transmitted on the interface set.</li> </ul>	<b>detail extensive</b>
<b>IPv6 transit statistics</b>	Number of IPv6 transit bytes and packets received and transmitted on the logical interface if IPv6 statistics tracking is enabled.	<b>extensive</b>
<b>Local statistics</b>	Number and rate of bytes and packets destined to the routing device.	<b>extensive</b>

Table 7: show interfaces Gigabit Ethernet Output Fields (*continued*)

Field Name	Field Description	Level of Output
<b>Transit statistics</b>	Number and rate of bytes and packets transiting the switch.  <b>NOTE:</b> For Gigabit Ethernet intelligent queuing 2 (IQ2) interfaces, the logical interface egress statistics might not accurately reflect the traffic on the wire when output shaping is applied. Traffic management output shaping might drop packets after they are tallied by the <b>Output bytes</b> and <b>Output packets</b> interface counters. However, correct values display for both of these egress statistics when per-unit scheduling is enabled for the Gigabit Ethernet IQ2 physical interface, or when a single logical interface is actively using a shared scheduler.	<b>extensive</b>
<b>Generation</b>	Unique number for use by Juniper Networks technical support only.	<b>detail extensive</b>
<b>Route Table</b>	Route table in which the logical interface address is located. For example, <b>0</b> refers to the routing table inet.0.	<b>detail extensive none</b>
<b>Flags</b>	Information about protocol family flags. Possible values are described in the “Family Flags” section under <i>Common Output Fields Description</i> .	<b>detail extensive</b>
<b>Donor interface</b>	(Unnumbered Ethernet) Interface from which an unnumbered Ethernet interface borrows an IPv4 address.	<b>detail extensive none</b>
<b>Preferred source address</b>	(Unnumbered Ethernet) Secondary IPv4 address of the donor loopback interface that acts as the preferred source address for the unnumbered Ethernet interface.	<b>detail extensive none</b>
<b>Input Filters</b>	Names of any input filters applied to this interface. If you specify a precedence value for any filter in a dynamic profile, filter precedence values appear in parenthesis next to all interfaces.	<b>detail extensive</b>
<b>Output Filters</b>	Names of any output filters applied to this interface. If you specify a precedence value for any filter in a dynamic profile, filter precedence values appear in parenthesis next to all interfaces.	<b>detail extensive</b>
<b>Mac-Validate Failures</b>	Number of MAC address validation failures for packets and bytes. This field is displayed when MAC address validation is enabled for the logical interface.	<b>detail extensive none</b>
<b>Addresses, Flags</b>	Information about the address flags. Possible values are described in the “Addresses Flags” section under <i>Common Output Fields Description</i> .	<b>detail extensive none</b>
<b><i>protocol-family</i></b>	Protocol family configured on the logical interface. If the protocol is <b>inet</b> , the IP address of the interface is also displayed.	<b>brief</b>
<b>Flags</b>	Information about address flag (possible values are described in the “Addresses Flags” section under <i>Common Output Fields Description</i> ).	<b>detail extensive none</b>
<b>Destination</b>	IP address of the remote side of the connection.	<b>detail extensive none</b>
<b>Local</b>	IP address of the logical interface.	<b>detail extensive none</b>
<b>Broadcast</b>	Broadcast address of the logical interlace.	<b>detail extensive none</b>

Table 7: show interfaces Gigabit Ethernet Output Fields (*continued*)

Field Name	Field Description	Level of Output
Generation	Unique number for use by Juniper Networks technical support only.	detail extensive

For Gigabit Ethernet IQ PICs, traffic and MAC statistics output varies. [Table 8 on page 317](#) describes the traffic and MAC statistics for two sample interfaces, each of which is sending traffic in packets of 500 bytes (including 478 bytes for the Layer 3 packet, 18 bytes for the Layer 2 VLAN traffic header, and 4 bytes for cyclic redundancy check [CRC] information). In [Table 8 on page 317](#), the **ge-0/3/0** interface is the inbound physical interface, and the **ge-0/0/0** interface is the outbound physical interface. On both interfaces, traffic is carried on logical unit .50 (VLAN 50).

Table 8: Gigabit Ethernet IQ PIC Traffic and MAC Statistics by Interface Type

Interface Type	Sample Command	Byte and Octet Counts Include	Comments
Inbound physical interface	<b>show interfaces ge-0/3/0 extensive</b>	Traffic statistics:  Input bytes: 496 bytes per packet, representing the Layer 2 packet  MAC statistics:  Received octets: 500 bytes per packet, representing the Layer 2 packet + 4 bytes	The additional 4 bytes are for the CRC.
Inbound logical interface	<b>show interfaces ge-0/3/0.50 extensive</b>	Traffic statistics:  Input bytes: 478 bytes per packet, representing the Layer 3 packet	
Outbound physical interface	<b>show interfaces ge-0/0/0 extensive</b>	Traffic statistics:  Input bytes: 490 bytes per packet, representing the Layer 3 packet + 12 bytes  MAC statistics:  Received octets: 478 bytes per packet, representing the Layer 3 packet	For input bytes, the additional 12 bytes includes 6 bytes for the destination MAC address + 4 bytes for VLAN + 2 bytes for the Ethernet type.
Outbound logical interface	<b>show interfaces ge-0/0/0.50 extensive</b>	Traffic statistics:  Input bytes: 478 bytes per packet, representing the Layer 3 packet	

## Sample Output

### show interfaces extensive (10-Gigabit Ethernet, LAN PHY Mode, IQ2)

```

user@host> show interfaces xe-5/0/0 extensive
Physical interface: xe-5/0/0, Enabled, Physical link is Up
  Interface index: 177, SNMP ifIndex: 99, Generation: 178
  Link-level type: Ethernet, MTU: 1518, LAN-PHY mode, Speed: 10Gbps, Loopback:

```

```

None, Source filtering: Enabled,
Flow control: Enabled
Device flags   : Present Running
Interface flags: SNMP-Traps Internal: 0x4000
Link flags     : None
CoS queues    : 8 supported, 4 maximum usable queues
Schedulers    : 1024
Hold-times    : Up 0 ms, Down 0 ms
Current address: 00:14:f6:b9:f1:f6, Hardware address: 00:14:f6:b9:f1:f6
Last flapped   : Never
Statistics last cleared: Never
Traffic statistics:
Input bytes   :          6970332384          0 bps
Output bytes  :              0          0 bps
Input packets :          81050506          0 pps
Output packets:              0          0 pps
IPv6 transit statistics:
Input bytes   :              0
Output bytes  :              0
Input packets :              0
Output packets:              0
Ingress traffic statistics at Packet Forwarding Engine:
Input bytes   :          6970299398          0 bps
Input packets :          81049992          0 pps
Drop bytes    :              0          0 bps
Drop packets  :              0          0 pps
Input errors:
Errors: 0, Drops: 0, Framing errors: 0, Runt: 0, Policed discards: 0, L3
incompletes: 0, L2 channel errors: 0,
L2 mismatch timeouts: 0, FIFO errors: 0, Resource errors: 0
Output errors:
Carrier transitions: 0, Errors: 0, Drops: 0, Collisions: 0, Aged packets: 0,
FIFO errors: 0, HS link CRC errors: 0,
MTU errors: 0, Resource errors: 0
Ingress queues: 4 supported, 4 in use
Queue counters:      Queued packets  Transmitted packets      Dropped packets

0 best-effort          81049992          81049992          0

1 expedited-fo              0              0          0

2 assured-forw           0              0          0

3 network-cont           0              0          0

Egress queues: 4 supported, 4 in use
Queue counters:      Queued packets  Transmitted packets      Dropped packets

0 best-effort          0              0          0

1 expedited-fo          0              0          0

2 assured-forw          0              0          0

3 network-cont          0              0          0

Active alarms : None
Active defects : None
PCS statistics
Bit errors          Seconds
Errorred blocks          0
Errorred blocks          0

```

```

MAC statistics:
  Receive      Transmit
  Total octets  6970332384  0
  Total packets 81050506    0
  Unicast packets 81050000  0
  Broadcast packets 506    0
  Multicast packets 0      0
  CRC/Align errors 0      0
  FIFO errors 0      0
  MAC control frames 0      0
  MAC pause frames 0      0
  Oversized frames 0
  Jabber frames 0
  Fragment frames 0
  VLAN tagged frames 0
  Code violations 0

Filter statistics:
  Input packet count 81050506
  Input packet rejects 506
  Input DA rejects 0
  Input SA rejects 0
  Output packet count 0
  Output packet pad count 0
  Output packet error count 0
  CAM destination filters: 0, CAM source filters: 0

Packet Forwarding Engine configuration:
  Destination slot: 5

CoS information:
  Direction : Output
  CoS transmit queue  Bandwidth      Buffer Priority Limit
                        %      bps      %      usec
  0 best-effort      95      950000000  95      0      low      none
  3 network-control   5      500000000   5      0      low      none

  Direction : Input
  CoS transmit queue  Bandwidth      Buffer Priority Limit
                        %      bps      %      usec
  0 best-effort      95      950000000  95      0      low      none
  3 network-control   5      500000000   5      0      low      none

Logical interface xe-5/0/0.0 (Index 71) (SNMP ifIndex 95) (Generation 195)
Flags: SNMP-Traps 0x4000 VLAN-Tag [ 0x8100.100 ] Encapsulation: ENET2
Egress account overhead: 100
Ingress account overhead: 90

Traffic statistics:
  Input bytes : 0
  Output bytes : 46
  Input packets: 0
  Output packets: 1

IPv6 transit statistics:
  Input bytes : 0
  Output bytes : 0
  Input packets: 0
  Output packets: 0

Local statistics:
  Input bytes : 0
  Output bytes : 46
  Input packets: 0
  Output packets: 1

Transit statistics:
  Input bytes : 0      0 bps
  Output bytes : 0      0 bps

```

```

Input packets:                0                0 pps
Output packets:               0                0 pps
IPv6 transit statistics:
  Input bytes :                0
  Output bytes :               0
  Input packets:              0
  Output packets:             0
Protocol inet, MTU: 1500, Generation: 253, Route table: 0
  Addresses, Flags: Is-Preferred Is-Primary
    Destination: 192.1.1/24, Local: 192.1.1.1, Broadcast: 192.1.1.255,
Generation: 265
Protocol multiservice, MTU: Unlimited, Generation: 254, Route table: 0
  Flags: None
  Policer: Input: __default_arp_policer__

```

### show interfaces extensive (10-Gigabit Ethernet, WAN PHY Mode)

```

user@host> show interfaces xe-1/0/0 extensive
Physical interface: xe-1/0/0, Enabled, Physical link is Up
Interface index: 141, SNMP ifIndex: 34, Generation: 47
Link-level type: Ethernet, MTU: 1514, Speed: 10Gbps, Loopback: Disabled
WAN-PHY mode
Source filtering: Disabled, Flow control: Enabled
Device flags : Present Running
Interface flags: SNMP-Traps 16384
Link flags : None
CoS queues : 4 supported
Hold-times : Up 0 ms, Down 0 ms
Current address: 00:05:85:a2:10:9d, Hardware address: 00:05:85:a2:10:9d
Last flapped : 2005-07-07 11:22:34 PDT (3d 12:28 ago)
Statistics last cleared: Never
Traffic statistics:
  Input bytes :                0                0 bps
  Output bytes :               0                0 bps
  Input packets:              0                0 pps
  Output packets:             0                0 pps
Input errors:
  Errors: 0, Drops: 0, Framing errors: 0, Runts: 0, Policed discards: 0,
  L3 incompletes: 0, L2 channel errors: 0, L2 mismatch timeouts: 0,
  HS Link CRC errors: 0, HS Link FIFO overflows: 0,
  Resource errors: 0
Output errors:
  Carrier transitions: 1, Errors: 0, Drops: 0, Collisions: 0,
  Aged packets: 0, FIFO errors: 0, HS link CRC errors: 0, MTU errors: 0,
  Resource errors: 0
Queue counters:
  Queued packets  Transmitted packets  Dropped packets
0 best-effort    0                0                0
1 expedited-fo   0                0                0
2 assured-forw   0                0                0
3 network-cont   0                0                0
Active alarms : LOL, LOS, LBL
Active defects: LOL, LOS, LBL, SEF, AIS-L, AIS-P
PCS statistics
  Seconds  Count
Bit errors 0        0
Errored blocks 0      0
MAC statistics:
  Receive  Transmit
Total octets 0        0
Total packets 0        0
Unicast packets 0      0
Broadcast packets 0    0
Multicast packets 0    0

```

```

CRC/Align errors                0                0
FIFO errors                     0                0
MAC control frames              0                0
MAC pause frames                0                0
Oversized frames               0
Jabber frames                   0
Fragment frames                0
VLAN tagged frames             0
Code violations                 0
Filter statistics:
  Input packet count            0
  Input packet rejects          0
  Input DA rejects              0
  Input SA rejects              0
  Output packet count           0
  Output packet pad count       0
  Output packet error count     0
CAM destination filters: 0, CAM source filters: 0
PMA PHY:
  Seconds      Count  State
  PLL lock     0      0 OK
  PHY light    63159  1 Light Missing
WIS section:
  BIP-B1       0      0
  SEF          434430  434438 Defect Active
  LOS          434430  1 Defect Active
  LOF          434430  1 Defect Active
  ES-S         434430
  SES-S        434430
  SEFS-S       434430
WIS line:
  BIP-B2       0      0
  REI-L        0      0
  RDI-L        0      0 OK
  AIS-L        434430  1 Defect Active
  BERR-SF      0      0 OK
  BERR-SD      0      0 OK
  ES-L         434430
  SES-L        434430
  UAS-L        434420
  ES-LFE       0
  SES-LFE      0
  UAS-LFE      0
WIS path:
  BIP-B3       0      0
  REI-P        0      0
  LOP-P        0      0 OK
  AIS-P        434430  1 Defect Active
  RDI-P        0      0 OK
  UNEQ-P       0      0 OK
  PLM-P        0      0 OK
  ES-P         434430
  SES-P        434430
  UAS-P        434420
  ES-PFE       0
  SES-PFE      0
  UAS-PFE      0
Received path trace:
00 00 00 00 00 00 00 00 00 00 00 00 00 00 00 00 .....
Transmitted path trace: orissa so-1/0/0
6f 72 69 73 73 61 20 73 6f 2d 31 2f 30 2f 30 00 orissa so-1/0/0.
Packet Forwarding Engine configuration:

```

```

Destination slot: 1
CoS information:
  CoS transmit queue      Bandwidth      Buffer      Priority  Limit
                           %      bps      %      bytes
  0 best-effort           95      950000000  95        0      low      none
  3 network-control       5       50000000   5         0      low      none

```

#### show interfaces extensive (10-Gigabit Ethernet, DWDM OTN PIC)

```

user@host> show interfaces ge-7/0/0 extensive
Physical interface: ge-7/0/0, Enabled, Physical link is Down
Interface index: 143, SNMP ifIndex: 508, Generation: 208
Link-level type: Ethernet, MTU: 1514, Speed: 10Gbps, BPDU Error: None,
MAC-REWRITE Error: None, Loopback: Disabled, Source filtering: Disabled,
Flow control: Enabled
Device flags   : Present Running Down
Interface flags: Hardware-Down SNMP-Traps Internal: 0x4000
Link flags     : None
Wavelength     : 1550.12 nm, Frequency: 193.40 THz
CoS queues     : 8 supported, 8 maximum usable queues
Hold-times     : Up 0 ms, Down 0 ms
Current address: 00:05:85:70:2b:72, Hardware address: 00:05:85:70:2b:72
Last flapped   : 2011-04-20 15:48:54 PDT (18:39:49 ago)
Statistics last cleared: Never
Traffic statistics:
Input bytes   : 0          0 bps
Output bytes  : 0          0 bps
Input packets : 0          0 pps
Output packets: 0          0 pps
IPv6 transit statistics:
Input bytes   : 0
Output bytes  : 0
Input packets : 0
Output packets: 0
Input errors:
Errors: 0, Drops: 0, Framing errors: 0, Runts: 0, Policed discards: 0,
L3 incompletes: 0, L2 channel errors: 0, L2 mismatch timeouts: 0,
FIFO errors: 0, Resource errors: 0
Output errors:
Carrier transitions: 2, Errors: 0, Drops: 0, Collisions: 0, Aged packets: 0,
FIFO errors: 0, HS link CRC errors: 0, MTU errors: 0, Resource errors: 0
Egress queues: 8 supported, 4 in use
Queue counters:      Queued packets  Transmitted packets      Dropped packets

  0 best-effort           0              0              0

  1 expedited-fo         0              0              0

  2 assured-forw         0              0              0

  3 network-cont
Queue number:      Mapped forwarding classes
  0                best-effort
  1                expedited-forwarding
  2                assured-forwarding
  3                network-control
Active alarms  : LINK
Active defects : LINK
MAC statistics:
Total octets      Receive      Transmit
Total packets     0              0

```

```

Unicast packets                0                0
Broadcast packets              0                0
Multicast packets              0                0
CRC/Align errors               0                0
FIFO errors                    0                0
MAC control frames             0                0
MAC pause frames               0                0
Oversized frames               0
Jabber frames                  0
Fragment frames                0
VLAN tagged frames             0
Code violations                 0
Total octets                    0                0
Total packets                  0                0
Unicast packets                0                0
Broadcast packets              0                0
Multicast packets              0                0
CRC/Align errors               0                0
FIFO errors                    0                0
MAC control frames             0                0
MAC pause frames               0                0
Oversized frames               0
Jabber frames                  0
Fragment frames                0
VLAN tagged frames             0
Code violations                 0
OTN alarms                     :   None
OTN defects                     :   None
OTN FEC Mode                    :  GFEC
OTN Rate                        :  Fixed Stuff Bytes 11.0957Gbps
OTN Line Loopback : Enabled
OTN FEC statistics :
  Corrected Errors              0
  Corrected Error Ratio (      0 sec average)  0e-0
OTN FEC alarms:                Seconds    Count  State
  FEC Degrade                   0          0    OK
  FEC Excessive                 0          0    OK
OTN OC:                        Seconds    Count  State
  LOS                           2          1    OK
  LOF                          67164       2  Defect Active
  LOM                          67164       71  Defect Active
  Wavelength Lock               0          0    OK
OTN OTU:
  AIS                           0          0    OK
  BDI                          65919      4814  Defect Active
  IAE                          67158       1  Defect Active
  TTIM                          7          1    OK
  SF                           67164       2  Defect Active
  SD                           67164       3  Defect Active
  TCA-ES                        0          0    OK
  TCA-SES                       0          0    OK
  TCA-UAS                       80         40    OK
  TCA-BBE                       0          0    OK
  BIP                           0          0    OK
  BBE                           0          0    OK
  ES                            0          0    OK
  SES                           0          0    OK
  UAS                           587         0    OK
Received DAPI:
00 00 00 00 00 00 00 00 00 00 00 00 00 00 00 00 .....
Received SAPI:

```

```

00 00 00 00 00 00 00 00 00 00 00 00 00 00 00 00 .....
Transmitted DAPI:
00 00 00 00 00 00 00 00 00 00 00 00 00 00 00 00 .....
Transmitted SAPI:
00 00 00 00 00 00 00 00 00 00 00 00 00 00 00 00 .....
OTN Received Overhead Bytes:
  APS/PCC0: 0x02, APS/PCC1: 0x42, APS/PCC2: 0xa2, APS/PCC3: 0x48
  Payload Type: 0x03
OTN Transmitted Overhead Bytes:
  APS/PCC0: 0x00, APS/PCC1: 0x00, APS/PCC2: 0x00, APS/PCC3: 0x00
  Payload Type: 0x03
Filter statistics:
  Input packet count                0
  Input packet rejects              0
  Input DA rejects                  0
  Input SA rejects                  0
  Output packet count                0
  Output packet pad count            0
  Output packet error count          0
  CAM destination filters: 0, CAM source filters: 0
Packet Forwarding Engine configuration:
  Destination slot: 7
CoS information:
  Direction : Output
  CoS transmit queue      Bandwidth      Buffer Priority
Limit                    %      bps      %      usec      low
  0 best-effort           95      9500000000  95      0      low
none
  3 network-control       5      500000000   5      0      low
none
...

```

#### show interfaces extensive (10-Gigabit Ethernet, LAN PHY Mode, Unidirectional Mode)

```

user@host> show interfaces xe-7/0/0 extensive
Physical interface: xe-7/0/0, Enabled, Physical link is Up
  Interface index: 173, SNMP ifIndex: 212, Generation: 174
  Link-level type: Ethernet, MTU: 1514, LAN-PHY mode, Speed: 10Gbps,
  Unidirectional: Enabled,
  Loopback: None, Source filtering: Disabled, Flow control: Enabled
  Device flags   : Present Running
...

```

#### show interfaces extensive (10-Gigabit Ethernet, LAN PHY Mode, Unidirectional Mode, Transmit-Only)

```

user@host> show interfaces xe-7/0/0-tx extensive
Physical interface: xe-7/0/0-tx, Enabled, Physical link is Up
  Interface index: 176, SNMP ifIndex: 137, Generation: 177
  Link-level type: Ethernet, MTU: 1514, LAN-PHY mode, Speed: 10Gbps,
  Unidirectional: Tx-Only
  Device flags   : Present Running
  Interface flags: SNMP-Traps Internal: 0x4000
  Link flags     : None
  CoS queues     : 8 supported, 8 maximum usable queues
  Hold-times     : Up 0 ms, Down 0 ms
  Current address: 00:05:85:73:e4:83, Hardware address: 00:05:85:73:e4:83
  Last flapped   : 2007-06-01 09:08:19 PDT (3d 02:31 ago)
  Statistics last cleared: Never
Traffic statistics:
  Input bytes   :                0                0 bps

```

```

Output bytes :      322891152287160      9627472888 bps
Input packets:              0              0 pps
Output packets:    328809727380    1225492 pps

...

Filter statistics:
  Output packet count      328810554250
  Output packet pad count      0
  Output packet error count    0
...

Logical interface xe-7/0/0-tx.0 (Index 73) (SNMP ifIndex 138) (Generation 139)

Flags: SNMP-Traps Encapsulation: ENET2
Egress account overhead: 100
Ingress account overhead: 90
Traffic statistics:
  Input bytes :              0
  Output bytes :    322891152287160
  Input packets:              0
  Output packets:    328809727380
IPv6 transit statistics:
  Input bytes :              0
  Output bytes :              0
  Input packets:              0
  Output packets:              0
Local statistics:
  Input bytes :              0
  Output bytes :              0
  Input packets:              0
  Output packets:              0
Transit statistics:
  Input bytes :              0              0 bps
  Output bytes :    322891152287160    9627472888 bps
  Input packets:              0              0 pps
  Output packets:    328809727380    1225492 pps
IPv6 transit statistics:
  Input bytes :              0
  Output bytes :              0
  Input packets:              0
  Output packets:              0
Protocol inet, MTU: 1500, Generation: 147, Route table: 0
  Addresses, Flags: Is-Preferred Is-Primary
    Destination: 10.11.12/24, Local: 10.11.12.13, Broadcast: 10.11.12.255,
Generation: 141
  Protocol multiservice, MTU: Unlimited, Generation: 148, Route table: 0
  Flags: None
  Policer: Input: __default_arp_policer__

```

### show interfaces extensive (10-Gigabit Ethernet, LAN PHY Mode, Unidirectional Mode, Receive-Only)

```

user@host> show interfaces xe-7/0/0-rx extensive
Physical interface: xe-7/0/0-rx, Enabled, Physical link is Up
  Interface index: 174, SNMP ifIndex: 118, Generation: 175
  Link-level type: Ethernet, MTU: 1514, LAN-PHY mode, Speed: 10Gbps,
Unidirectional: Rx-Only
  Device flags   : Present Running
  Interface flags: SNMP-Traps Internal: 0x4000
  Link flags     : None
  CoS queues     : 8 supported, 8 maximum usable queues

```

```

Hold-times      : Up 0 ms, Down 0 ms
Current address: 00:05:85:73:e4:83, Hardware address: 00:05:85:73:e4:83
Last flapped   : 2007-06-01 09:08:22 PDT (3d 02:31 ago)
Statistics last cleared: Never
Traffic statistics:
Input bytes :      322857456303482      9627496104 bps
Output bytes :              0              0 bps
Input packets:      328775413751      1225495 pps
Output packets:              0              0 pps

...

Filter statistics:
Input packet count      328775015056
Input packet rejects    1
Input DA rejects        0

...

Logical interface xe-7/0/0-rx.0 (Index 72) (SNMP ifIndex 120) (Generation 138)

Flags: SNMP-Traps Encapsulation: ENET2
Traffic statistics:
Input bytes :      322857456303482
Output bytes :              0
Input packets:      328775413751
Output packets:              0
IPv6 transit statistics:
Input bytes :              0
Output bytes :              0
Input packets:              0
Output packets:              0
Local statistics:
Input bytes :              0
Output bytes :              0
Input packets:              0
Output packets:              0
Transit statistics:
Input bytes :      322857456303482      9627496104 bps
Output bytes :              0              0 bps
Input packets:      328775413751      1225495 pps
Output packets:              0              0 pps
IPv6 transit statistics:
Input bytes :              0
Output bytes :              0
Input packets:              0
Output packets:              0
Protocol inet, MTU: 1500, Generation: 145, Route table: 0
Addresses, Flags: Is-Preferred Is-Primary
Destination: 192.1.1/24, Local: 192.1.1.1, Broadcast: 192.1.1.255,
Generation: 139
Protocol multiservice, MTU: Unlimited, Generation: 146, Route table: 0
Flags: None
Policer: Input: __default_arp_policer__

```

## show oam ethernet evc

<b>Syntax</b>	<b>show oam ethernet evc &lt;evc-id&gt;</b>
<b>Release Information</b>	Command introduced in Junos OS Release 9.5.
<b>Description</b>	On MX Series routers with OAM Ethernet Virtual Connection (EVC) configurations, displays the EVC configuration and status information.
<b>Options</b>	This command has no options.
<b>Required Privilege Level</b>	View
<b>Output Fields</b>	<a href="#">Table 9 on page 327</a> lists the output fields for the <b>show oam ethernet evc</b> command. Output fields are listed in the approximate order in which they appear.

**Table 9: show oam ethernet evc Output Fields**

Field Name	Field Description
<b>EVC identifier</b>	Header for the EVC information showing the EVC name, configuration, and active/inactive status.
<b>UNI count</b>	Number of configured and active UNIs.
<b>Protocol</b>	Protocol configured between the UNIs.
<b>Local UNIs</b>	Heading for the list of local UNIs
<b>UNI Identifier</b>	Name of the UNI.
<b>Interface</b>	Interface type-dpc/pic/port.unit-number.
<b>Status</b>	Status operational or not operational.

## Sample Output

### show oam ethernet evc

```

user@host> show oam ethernet evc
EVC identifier: evc1, Point-to-Point, Active
UNI count: Configured(2), Active(2)
Protocol: cfm, Management domain: md, Management association: ma
Local UNIs:
  UNI Identifier      Interface      Status
  uni1                ge-1/1/1      Operational
  uni2                ge-1/1/1      Not Operational

```

## show oam ethernet link-fault-management

<b>Syntax</b>	show oam ethernet link-fault-management <brief   detail> <interface-name>
<b>Release Information</b>	Command introduced in Junos OS Release 8.2.
<b>Description</b>	On EX Series switches and M320, M120, MX Series, T320, and T640 routers, display Operation, Administration, and Management (OAM) link fault management information for Ethernet interfaces.
<b>Options</b>	<b>brief   detail</b> —(Optional) Display the specified level of output.  <b>interface-name</b> —(Optional) Display link fault management information for the specified Ethernet interface only.
<b>Required Privilege Level</b>	view
<b>List of Sample Output</b>	<a href="#">show oam ethernet link-fault-management brief on page 332</a> <a href="#">show oam ethernet link-fault-management detail on page 332</a>
<b>Output Fields</b>	<a href="#">Table 10 on page 328</a> lists the output fields for the <b>show oam ethernet link-fault-management</b> command. Output fields are listed in the approximate order in which they appear.

Table 10: show oam ethernet link-fault-management Output Fields

Field Name	Field Description	Level of Output
<b>Status</b>	Indicates the status of the established link.  <ul style="list-style-type: none"> <li>• <b>Fail</b>—A link fault condition exists.</li> <li>• <b>Running</b>—A link fault condition does not exist.</li> <li>• <b>ISSU</b>—The local end is in ISSU.</li> </ul>	All levels
<b>Discovery state</b>	State of the discovery mechanism:  <ul style="list-style-type: none"> <li>• <b>Passive Wait</b></li> <li>• <b>Send Any</b></li> <li>• <b>Send Local Remote</b></li> <li>• <b>Send Local Remote Ok</b></li> <li>• <b>Fault</b></li> </ul>	All levels
<b>Peer address</b>	Address of the OAM peer.	All levels

Table 10: show oam ethernet link-fault-management Output Fields (*continued*)

Field Name	Field Description	Level of Output
<b>Flags</b>	<p>Information about the interface. Possible values are described in the “Link Flags” section under <i>Common Output Fields Description</i>.</p> <ul style="list-style-type: none"> <li>• <b>Remote-Stable</b>—Indicates remote OAM client acknowledgment of and satisfaction with local OAM state information. <b>False</b> indicates that remote DTE either has not seen or is unsatisfied with local state information. <b>True</b> indicates that remote DTE has seen and is satisfied with local state information.</li> <li>• <b>Local-Stable</b>—Indicates local OAM client acknowledgment of and satisfaction with remote OAM state information. <b>False</b> indicates that local DTE either has not seen or is unsatisfied with remote state information. <b>True</b> indicates that local DTE has seen and is satisfied with remote state information.</li> <li>• <b>Remote-State-Valid</b>—Indicates the OAM client has received remote state information found within Local Information TLVs of received Information OAM PDUs. <b>False</b> indicates that OAM client has not seen remote state information. <b>True</b> indicates that the OAM client has seen remote state information.</li> </ul>	All levels
<b>Remote loopback status</b>	Indicates the remote loopback status. An OAM entity can put its remote peer into loopback mode using the Loopback control OAM PDU. In loopback mode, every frame received is transmitted back on the same port (except for OAM PDUs, which are needed to maintain the OAM session).	All levels
<b>Remote entity information</b>	<p>Remote entity information.</p> <ul style="list-style-type: none"> <li>• <b>Remote MUX action</b>—Indicates the state of the multiplexer functions of the OAM sublayer. Device is forwarding non-OAM PDUs to the lower sublayer or discarding non-OAM PDUs.</li> <li>• <b>Remote parser action</b>—Indicates the state of the parser function of the OAM sublayer. Device is forwarding non-OAM PDUs to higher sublayer, looping back non-OAM PDUs to the lower sublayer, or discarding non-OAM PDUs.</li> <li>• <b>Discovery mode</b>—Indicates whether discovery mode is active or inactive.</li> <li>• <b>Unidirectional mode</b>—Indicates the ability to operate a link in a unidirectional mode for diagnostic purposes.</li> <li>• <b>Remote loopback mode</b>—Indicates whether remote loopback is supported or unsupported.</li> <li>• <b>Link events</b>—Indicates whether interpreting link events is supported or unsupported on the remote peer.</li> <li>• <b>Variable requests</b>—Indicates whether variable requests are supported. The Variable Request OAM PDU, is used to request one or more MIB variables from the remote peer. Also indicates if the remote end is in ISSU.</li> </ul>	All levels
<b>OAM Receive Statistics</b>		
<b>Information</b>	The total number of information PDUs received.	<b>detail</b>
<b>Event</b>	The total number of loopback control PDUs received.	<b>detail</b>
<b>Variable request</b>	The total number of variable request PDUs received.	<b>detail</b>
<b>Variable response</b>	The total number of variable response PDUs received.	<b>detail</b>

Table 10: show oam ethernet link-fault-management Output Fields (*continued*)

Field Name	Field Description	Level of Output
<b>Loopback control</b>	The total number of loopback control PDUs received.	<b>detail</b>
<b>Organization specific</b>	The total number of vendor organization specific PDUs received.	<b>detail</b>
<b>OAM Transmit Statistics</b>		
<b>Information</b>	The total number of information PDUs transmitted.	<b>detail</b>
<b>Event</b>	The total number of event notification PDUs transmitted.	<b>detail</b>
<b>Variable request</b>	The total number of variable request PDUs transmitted.	<b>detail</b>
<b>Variable response</b>	The total number of variable response PDUs transmitted.	<b>detail</b>
<b>Loopback control</b>	The total number of loopback control PDUs transmitted.	<b>detail</b>
<b>Organization specific</b>	The total number of vendor organization specific PDUs transmitted.	<b>detail</b>
<b>OAM Received Symbol Error Event information</b>		
<b>Events</b>	The number of symbol error event TLVs that have been received since the OAM sublayer was reset.	<b>detail</b>
<b>Window</b>	The symbol error event window in the received PDU.  The protocol default value is the number of symbols that can be received in one second on the underlying physical layer.	<b>detail</b>
<b>Threshold</b>	The number of errored symbols in the period required for the event to be generated.	<b>detail</b>
<b>Errors in period</b>	The number of symbol errors in the period reported in the received event PDU.	<b>detail</b>
<b>Total errors</b>	The number of errored symbols that have been reported in received event TLVs since the OAM sublayer was reset.  Symbol errors are coding symbol errors.	<b>detail</b>
<b>OAM Received Frame Error Event Information</b>		
<b>Events</b>	The number of errored frame event TLVs that have been received since the OAM sublayer was reset.	<b>detail</b>
<b>Window</b>	The duration of the window in terms of the number of 100 ms period intervals.	<b>detail</b>
<b>Threshold</b>	The number of detected errored frames required for the event to be generated.	<b>detail</b>
<b>Errors in period</b>	The number of detected errored frames in the period.	<b>detail</b>

Table 10: show oam ethernet link-fault-management Output Fields (*continued*)

Field Name	Field Description	Level of Output
<b>Total errors</b>	The number of errored frames that have been reported in received event TLVs since the OAM sublayer was reset.  A frame error is any frame error on the underlying physical layer.	<b>detail</b>
<b>OAM Received Frame Period Error Event Information</b>		
<b>Events</b>	The number of frame seconds errors event TLVs that have been received since the OAM sublayer was reset.	<b>detail</b>
<b>Window</b>	The duration of the frame seconds window.	<b>detail</b>
<b>Threshold</b>	The number of frame seconds errors in the period.	<b>detail</b>
<b>Errors in period</b>	The number of frame seconds errors in the period.	<b>detail</b>
<b>Total errors</b>	The number of frame seconds errors that have been reported in received event TLVs since the OAM sublayer was reset.	<b>detail</b>
<b>OAM Transmitted Symbol Error Event Information</b>		
<b>Events</b>	The number of symbol error event TLVs that have been transmitted since the OAM sublayer was reset.	<b>detail</b>
<b>Window</b>	The symbol error event window in the transmitted PDU.	<b>detail</b>
<b>Threshold</b>	The number of errored symbols in the period required for the event to be generated.	<b>detail</b>
<b>Errors in period</b>	The number of symbol errors in the period reported in the transmitted event PDU.	<b>detail</b>
<b>Total errors</b>	The number of errored symbols reported in event TLVs that have been transmitted since the OAM sublayer was reset.	<b>detail</b>
<b>OAM Current Symbol Error Event Information</b>		
<b>Events</b>	The number of symbol error TLVs that have been generated regardless of whether the threshold for sending event TLVs has been crossed.	<b>detail</b>
<b>Window</b>	The symbol error event window in the transmitted PDU.	<b>detail</b>
<b>Threshold</b>	The number of errored symbols in the period required for the event to be generated.	<b>detail</b>
<b>Errors in period</b>	The total number of symbol errors in the period reported.	<b>detail</b>
<b>Total errors</b>	The number of errored symbols reported in event TLVs that have been generated regardless of whether the threshold for sending event TLVs has been crossed.	<b>detail</b>
<b>OAM Transmitted Frame Error Event Information</b>		

Table 10: show oam ethernet link-fault-management Output Fields (*continued*)

Field Name	Field Description	Level of Output
<b>Events</b>	The number of errored frame event TLVs that have been transmitted since the OAM sublayer was reset.	<b>detail</b>
<b>Window</b>	The duration of the window in terms of the number of 100 ms period intervals.	<b>detail</b>
<b>Threshold</b>	The number of detected errored frames required for the event to be generated.	<b>detail</b>
<b>Errors in period</b>	The number of detected errored frames in the period.	<b>detail</b>
<b>Total errors</b>	The number of errored frames that have been detected since the OAM sublayer was reset.	<b>detail</b>
<b>OAM Current Frame Error Event Information</b>		
<b>Events</b>	The number of errored frame event TLVs that have been generated regardless of whether the threshold for sending event TLVs has been crossed.	<b>detail</b>
<b>Window</b>	The duration of the window in terms of the number of 100 ms period intervals.	<b>detail</b>
<b>Threshold</b>	The number of detected errored frames required for the event to be generated.	<b>detail</b>
<b>Errors in period</b>	The number of errored frames in the period.	<b>detail</b>
<b>Total errors</b>	The number of errored frames detected regardless of whether the threshold for transmitting event TLVs has been crossed.	<b>detail</b>

## Sample Output

### show oam ethernet link-fault-management brief

```

user@host> show oam ethernet link-fault-management brief
Interface: ge-3/1/3
Status: Running, Discovery state: Send Any, ISSU
Peer address: 00:90:69:72:2c:83
Flags:Remote-Stable Remote-State-Valid Local-Stable 0x50
Remote loopback status: Disabled on local port, Enabled on peer port
Remote entity information:
  Remote MUX action: discarding, Remote parser action: loopback
  Discovery mode: active, Unidirectional mode: unsupported
  Remote loopback mode: supported, Link events: supported
  Variable requests: unsupported, Remote in ISSU

```

### show oam ethernet link-fault-management detail

```

user@host> show oam ethernet link-fault-management detail
Interface: ge-6/1/0
Status: Running, Discovery state: Send Any, ISSU
Peer address: 00:90:69:0a:07:14
Flags:Remote-Stable Remote-State-Valid Local-Stable 0x50
OAM receive statistics:
  Information: 186365, Event: 0, Variable request: 0, Variable response: 0
  Loopback control: 0, Organization specific: 0

```

```
OAM transmit statistics:
  Information: 186347, Event: 0, Variable request: 0, Variable response: 0
  Loopback control: 0, Organization specific: 0
OAM received symbol error event information:
  Events: 0, Window: 0, Threshold: 0
  Errors in period: 0, Total errors: 0
OAM received frame error event information:
  Events: 0, Window: 0, Threshold: 0
  Errors in period: 0, Total errors: 0
OAM received frame period error event information:
  Events: 0, Window: 0, Threshold: 0
  Errors in period: 0, Total errors: 0
OAM transmitted symbol error event information:
  Events: 0, Window: 0, Threshold: 1
  Errors in period: 0, Total errors: 0
OAM current symbol error event information:
  Events: 0, Window: 0, Threshold: 1
  Errors in period: 0, Total errors: 0
OAM transmitted frame error event information:
  Events: 0, Window: 0, Threshold: 1
  Errors in period: 0, Total errors: 0
OAM current frame error event information:
  Events: 0, Window: 0, Threshold: 1
  Errors in period: 0, Total errors: 0
Remote entity information:
  Remote MUX action: forwarding, Remote parser action: forwarding
  Discovery mode: active, Unidirectional mode: unsupported
  Remote loopback mode: supported, Link events: supported
  Variable requests: unsupported, Remote in ISSU
```

## show oam ethernet lmi

<b>Syntax</b>	<b>show oam ethernet lmi</b> ( <i>interface &lt;interface-name&gt;</i> )
<b>Release Information</b>	Command introduced in Junos OS Release 9.5.
<b>Description</b>	On MX Series routers with Gigabit Ethernet, Fast Ethernet, or aggregated Ethernet, and OAM Ethernet Local Management Interface (LMI) configuration, display the LMI information for the configured interfaces or optionally for a specified interface.
<b>Options</b>	<p><b>interface</b>—(Optional) Display LMI information for a specified interface.</p> <p><b>interface-name</b>—(Optional) Display Ethernet LMI information for the specified interface only.</p>
<b>Required Privilege Level</b>	View
<b>Output Fields</b>	<a href="#">Table 11 on page 334</a> lists the output fields for the <b>show oam ethernet lmi</b> command. Output fields are listed in the approximate order in which they appear.

**Table 11: show oam ethernet lmi Output Fields**

Field Name	Field Description
Physical Interface	Header for the EVC information showing the Ethernet virtual circuit (EVC) name, configuration, and active/inactive status.
UNI Identifier	Name of the UNI.
EVC map type	EVC configuration.
Polling verification timer	Polling verification timer status.
E-LMI state	Operational status of the E-LMI configuration in the interfaces or specified interface.
Priority/Untagged VLAN ID	To be provided.
Default EVC	The EVC set as the default EVC.
Associated EVCs	Heading for the list of configured EVCs.
EVC Identifier	EVC name.
Reference ID	To be provided.
Status	Status active or not active.
CE VLAN IDs	Customer edge VLAN ID numbers.

## Sample Output

### show oam ethernet lmi interface

```
user@host> show oam ethernet lmi interface ge-1/1/1
Physical interface: ge-1/1/1, Physical link is Up
UNI identifier: uni-ce1, EVC map type: Bundling
Polling verification timer: Enabled, E-LMI state: Operational
Priority/Untagged VLAN ID: 20, Default EVC: evc1
Associated EVCs:
  EVC      Reference   Status      CE VLAN IDs
  Identifier ID
  evc1      1       Active (New)  1-2048
  evc2      2       Not Active   2049-4096
```

## show oam ethernet lmi statistics

<b>Syntax</b>	<b>show oam ethernet lmi statistics</b> <interface <i>interface-name</i> >
<b>Release Information</b>	Command introduced in Junos OS Release 9.5.
<b>Description</b>	On MX Series routers with Gigabit Ethernet, Fast Ethernet, or aggregated Ethernet PICs, displays OAM Ethernet Local Management Interface (LMI) statistics.
<b>Options</b>	<b>interface</b> —(Optional) Display LMI statistics for a specified interface. <b>interface-name</b> —(Optional) Display Ethernet LMI information for the specified Ethernet interface only.
<b>Required Privilege Level</b>	view
<b>List of Sample Output</b>	<a href="#">show oam ethernet lmi statistics on page 336</a>
<b>Output Fields</b>	<a href="#">Table 12 on page 336</a> lists the output fields for the <b>show oam ethernet lmi statistics</b> command. Output fields are listed in the approximate order in which they appear.

**Table 12: show oam ethernet lmi statistics Output Fields**

Field Name	Field Description
Physical interface	Name of the interface for the displayed statistics.
Reliability errors	Number of E-LMI reliability errors logged.
Protocol errors	Number of E-LMI protocol errors.
Status check received	Number of E-LMI status check receive errors.
Status check sent	Number of E-LMI status check sent errors.
Full status received	Number of E-LMI full status receive errors.
Full status sent	Number of E-LMI full status sent errors.
Full status continued received	Number of E-LMI status continued received errors.
Full status continued sent	Number of E-LMI full status continued sent errors.
Asynchronous status sent	Number of E-LMI asynchronous status sent errors.

## Sample Output

### show oam ethernet lmi statistics

```
user@host> show oam ethernet lmi statistics interface ge-1/1/1
```

```
Physical interface: ge-1/1/1
  Reliability errors          4  Protocol errors
  0
  Status check received      0  Status check sent
  0
  Full status received       694 Full status sent
694
  Full status continued received 0 Full status continued sent
  0
  Asynchronous status sent    0
```

## show vrrp

---

<b>Syntax</b>	<code>show vrrp</code> <code>&lt;brief   detail   extensive   summary&gt;</code> <code>&lt;interface <i>interface-name</i> &lt;group number&gt;&gt;</code> <code>&lt;logical-system (all   <i>logical-system-name</i>)&gt;</code> <code>&lt;nsr&gt;</code> <code>&lt;track &lt;interfaces&gt;&gt;</code>
<b>Release Information</b>	Command introduced before Junos OS Release 7.4. <code>nsr</code> option added in Junos OS Release 13.2.
<b>Description</b>	Display status information about Virtual Router Redundancy Protocol (VRRP) groups.
<b>Options</b>	<b>none</b> —(Same as <b>brief</b> ) Display brief status information about all VRRP interfaces.  <b>brief   detail   extensive   summary</b> —(Optional) Display the specified level of output.  <b>interface <i>interface-name</i> &lt;group number&gt;</b> —(Optional) Display information and status about the specified VRRP interface, and, optionally, group number.  <b>logical-system (all   <i>logical-system-name</i>)</b> —(Optional) Perform this operation on all logical systems or on a particular logical system.  <b>nsr</b> —(Optional) Display state replication information on the backup Routing Engine when nonstop active routing is configured.  <b>track &lt;interfaces&gt;</b> —(Optional) Display information and status about VRRP track interfaces.
<b>Required Privilege Level</b>	view
<b>Related Documentation</b>	<ul style="list-style-type: none"><li>• <a href="#">clear vrrp</a></li></ul>
<b>List of Sample Output</b>	<a href="#">show vrrp on page 343</a> <a href="#">show vrrp brief on page 343</a> <a href="#">show vrrp detail (IPv6) on page 343</a> <a href="#">show vrrp detail (Route Track) on page 344</a> <a href="#">show vrrp extensive on page 344</a> <a href="#">show vrrp interface on page 345</a> <a href="#">show vrrp nsr on page 346</a> <a href="#">show vrrp summary on page 347</a> <a href="#">show vrrp track detail on page 347</a> <a href="#">show vrrp track summary on page 347</a>
<b>Output Fields</b>	<a href="#">Table 13 on page 339</a> lists the output fields for the <b>show vrrp</b> command. Output fields are listed in the approximate order in which they appear

Table 13: show vrrp Output Fields

Field Name	Field Description	Level of Output
<b>Interface</b>	Name of the logical interface.	<b>brief extensive none summary</b>
<b>Interface index</b>	Physical interface index number, which reflects its initialization sequence.	<b>extensive</b>
<b>Groups</b>	Total number of VRRP groups configured on the interface.	<b>extensive</b>
<b>Active</b>	Total number of VRRP groups that are active (that is, whose interface state is either up or down).	<b>extensive</b>
<b>Interface VRRP PDU statistics</b>	Nonerrored statistics for the logical interface: <ul style="list-style-type: none"> <li>• <b>Advertisement sent</b>—Number of VRRP advertisement protocol data units (PDUs) that the interface has transmitted.</li> <li>• <b>Advertisement received</b>—Number of VRRP advertisement PDUs received by the interface.</li> <li>• <b>Packets received</b>—Number of VRRP packets received for VRRP groups on the interface.</li> <li>• <b>No group match received</b>—Number of VRRP packets received for VRRP groups that do not exist on the interface.</li> </ul>	<b>extensive</b>
<b>Interface VRRP PDU error statistics</b>	Errored statistics for the logical interface: <ul style="list-style-type: none"> <li>• <b>Invalid IPAH next type received</b>—Number of packets received that use the IP Authentication Header protocol (IPAH) and that do not encapsulate VRRP packets.</li> <li>• <b>Invalid VRRP ttl value received</b>—Number of packets received whose IP time-to-live (TTL) value is not 255.</li> <li>• <b>Invalid VRRP version received</b>—Number of packets received whose VRRP version is not 2.</li> <li>• <b>Invalid VRRP pdu type received</b>—Number of packets received whose VRRP PDU type is not 1.</li> <li>• <b>Invalid VRRP authentication type received</b>—Number of packets received whose VRRP authentication is not none, simple, or md5.</li> <li>• <b>Invalid VRRP IP count received</b>—Number of packets received whose VRRP IP count exceeds 8.</li> <li>• <b>Invalid VRRP checksum received</b>—Number of packets received whose VRRP checksum does not match the calculated one.</li> </ul>	<b>extensive</b>
<b>Physical interface</b>	Name of the physical interface.	<b>detail extensive</b>
<b>Unit</b>	Logical unit number.	All levels
<b>Address</b>	Address of the physical interface.	<b>brief detail extensive none</b>
<b>Index</b>	Physical interface index number, which reflects its initialization sequence.	<b>detail extensive</b>
<b>SNMP ifindex</b>	SNMP index number for the physical interface.	<b>detail extensive</b>

Table 13: show vrrp Output Fields (*continued*)

Field Name	Field Description	Level of Output
VRRP-Traps	Status of VRRP traps: <b>Enabled</b> or <b>Disabled</b> .	detail extensive
VRRP-Version	VRRP version: <b>2</b> or <b>3</b> .	detail extensive
Type and Address	Identifier for the address and the address itself: <ul style="list-style-type: none"> <li><b>lcl</b>—Configured local interface address.</li> <li><b>mas</b>—Address of the master virtual router. This address is displayed only when the local interface is acting as a backup router.</li> <li><b>vip</b>—Configured virtual IP addresses.</li> </ul>	brief none summary
Interface state or Int state	State of the physical interface: <ul style="list-style-type: none"> <li><b>down</b>—The device is present and the link is unavailable.</li> <li><b>not present</b>—The interface is configured, but no physical device is present.</li> <li><b>unknown</b>—The VRRP process has not had time to query the kernel about the state of the interface.</li> <li><b>up</b>—The device is present and the link is established.</li> </ul>	brief extensive none summary
Group	VRRP group number.	brief extensive none summary
State	VRRP state: <ul style="list-style-type: none"> <li><b>backup</b>—The interface is acting as the backup router interface.</li> <li><b>bringup</b>—VRRP is just starting and the physical device is not yet present.</li> <li><b>idle</b>—VRRP is configured on the interface and is disabled. This can occur when VRRP is first enabled on an interface whose link is established.</li> <li><b>initializing</b>—VRRP is initializing.</li> <li><b>master</b>—The interface is acting as the master router interface.</li> <li><b>transition</b>—The interface is changing between being the backup and being the master router.</li> </ul>	extensive
Priority	Configured VRRP priority for the interface.	detail extensive
Advertisement interval	Configured VRRP advertisement interval.	detail extensive
Authentication type	Configured VRRP authentication type: <b>none</b> , <b>simple</b> , or <b>md5</b> .	detail extensive
Preempt	Whether preemption is allowed on the interface: <b>yes</b> or <b>no</b> .	detail extensive
Accept-data mode	Whether the interface is configured to accept packets destined for the virtual IP address: <b>yes</b> or <b>no</b> .	detail extensive
VIP count	Number of virtual IP addresses that have been configured on the interface.	detail extensive
VIP	List of virtual IP addresses configured on the interface.	detail extensive

Table 13: show vrrp Output Fields (*continued*)

Field Name	Field Description	Level of Output
Advertisement timer	How long, in seconds, until the advertisement timer expires.	detail extensive
Master router	IP address of the interface that is acting as the master. If the VRRP interface is down, the output is <b>N/A</b> .	detail extensive
Virtual router uptime	How long, in seconds, that the virtual router has been up.	detail extensive
Master router uptime	How long, in seconds, that the master route has been up.	detail extensive
Virtual MAC	MAC address associated with the virtual IP address.	detail extensive
Tracking	Whether tracking is <b>enabled</b> or <b>disabled</b> .	detail extensive
Current priority	Current operational priority for being the VRRP master.	detail extensive
Configured priority	Configured base priority for being the VRRP master.	detail extensive
Priority hold-time	Minimum time interval, in seconds, between successive changes to the current priority. <b>Disabled</b> indicates no minimum interval.	detail extensive
Remaining-time	( <b>track</b> option only) Displays the time remaining in the priority hold-time interval.	detail
Interface tracking	Whether interface tracking is enabled or disabled. When enabled, the output also displays the number of tracked interfaces.	detail extensive
Interface/Tracked interface	Name of the tracked interface.	detail extensive
Int state/Interface state	Current operational state of the tracked interface: <b>up</b> or <b>down</b> .	detail extensive
Int speed/Speed	Current operational speed, in bits per second, of the tracked interface.	detail extensive
Incurred priority cost	Operational priority cost incurred due to the state and speed of this tracked interface. This cost is applied to the configured priority to obtain the current priority.	detail extensive
Threshold	Speed below which the corresponding priority cost is incurred. In other words, when the speed of the interface drops below the threshold speed, the corresponding priority cost is incurred.  An entry of <b>down</b> means that the corresponding priority cost is incurred when the interface is down.	detail extensive
Route tracking	Whether route tracking is enabled or disabled. When enabled, the output also displays the number of tracked routes.	detail extensive

Table 13: show vrrp Output Fields (*continued*)

Field Name	Field Description	Level of Output
<b>Route count</b>	The number of routes being tracked.	<b>detail extensive</b>
<b>Route</b>	The IP address of the route being tracked.	<b>detail extensive</b>
<b>VRF name</b>	The VPN routing and forwarding (VRF) routing instance that the tracked route is in.	<b>detail extensive</b>
<b>Route state</b>	The state of the route being tracked: <b>up</b> , <b>down</b> , or <b>unknown</b> .	<b>detail extensive</b>
<b>Priority cost</b>	Configured priority cost. This value is incurred when the interface speed drops below the corresponding threshold or when the tracked route goes down.	<b>detail extensive</b>
<b>Active</b>	Whether the threshold is active (*). If the threshold is active, the corresponding priority cost is incurred.	<b>detail extensive</b>
<b>Group VRRP PDU statistics</b>	Number of VRRP advertisements sent and received by the group.	<b>extensive</b>
<b>Group VRRP PDU error statistics</b>	Errored statistics for the VRRP group: <ul style="list-style-type: none"> <li>• <b>Bad authentication type received</b>—Number of VRRP PDUs received with an invalid authentication type. The received authentication can be <b>none</b>, <b>simple</b>, or <b>md5</b> and must be the same for all routers in the VRRP group.</li> <li>• <b>Bad password received</b>—Number of VRRP PDUs received with an invalid key (password). The password for simple authentication must be the same for all routers in the VRRP group.</li> <li>• <b>Bad MD5 digest received</b>—Number of VRRP PDUs received for which the MD5 digest computed from the VRRP PDU differs from the digest expected by the VRRP instance configured on the router.</li> <li>• <b>Bad advertisement timer received</b>—Number of VRRP PDUs received with an advertisement time interval that is inconsistent with the one in use among the routers in the VRRP group.</li> <li>• <b>Bad VIP count received</b>—Number of VRRP PDUs whose virtual IP address counts differ from the count that has been configured on the VRRP instance.</li> <li>• <b>Bad VIPADDR received</b>—Number of VRRP PDUs whose virtual IP addresses differ from the list of virtual IP addresses configured on the VRRP instance.</li> </ul>	<b>extensive</b>
<b>Group state transition statistics</b>	State transition statistics for the VRRP group: <ul style="list-style-type: none"> <li>• <b>Idle to master transitions</b>—Number of times that the VRRP instance transitioned from the idle state to the master state.</li> <li>• <b>Idle to backup transitions</b>—Number of times that the VRRP instance transitioned from the idle state to the backup state.</li> <li>• <b>Backup to master transitions</b>—Number of times that the VRRP instance transitioned from the backup state to the master state.</li> <li>• <b>Master to backup transitions</b>—Number of times that the VRRP instance transitioned from the master state to the backup state.</li> </ul>	<b>extensive</b>

Table 13: show vrrp Output Fields (*continued*)

Field Name	Field Description	Level of Output
VR state	VRRP information: <ul style="list-style-type: none"> <li>• <b>backup</b>—The interface is acting as the backup router interface.</li> <li>• <b>bringup</b>—VRRP is just starting, and the physical device is not yet present.</li> <li>• <b>idle</b>—VRRP is configured on the interface and is disabled. This can occur when VRRP is first enabled on an interface whose link is established.</li> <li>• <b>initializing</b>—VRRP is initializing.</li> <li>• <b>master</b>—The interface is acting as the master router interface.</li> <li>• <b>transition</b>—The interface is changing between being the backup and being the master router.</li> </ul> <p><b>NOTE:</b> When <b>show vrrp nsr</b> is used, it displays the current VRRP state on the master Routing Engine, which is the future VRRP state for the backup Routing Engine.</p>	<b>brief none summary</b>
Timer	VRRP timer information: <ul style="list-style-type: none"> <li>• <b>A</b>—How long, in seconds, until the advertisement timer expires.</li> <li>• <b>D</b>—How long, in seconds, until the Master is Dead timer expires.</li> </ul>	<b>brief none</b>

## Sample Output

### show vrrp

```

user@host> show vrrp
Interface      State      Group  VR state  Timer  Type  Address
fe-0/0/0.121   up         1      master    A 1.052  1c1   fec0::12:1:1:1
                                     vip     fe80::12:1:1:99
                                     vip     fec0::12:1:1:99
fe-0/0/2.131   up         1      master    A 0.364  1c1   fec0::13:1:1:1
                                     vip     fe80::13:1:1:99
                                     vip     fec0::13:1:1:99

```

### show vrrp brief

The output for the **show vrrp brief** command is identical to that for the **show vrrp** command. For sample output, see [show vrrp on page 343](#).

### show vrrp detail (IPv6)

```

user@host> show vrrp detail
Physical interface: fe-0/0/0, Unit: 121, Vlan-id: 212, Address: fec0::12:1:1:1/120

Index: 67, SNMP ifIndex: 45, VRRP-Traps: enabled
Interface state: up, Group: 1, State: master
Priority: 200, Advertisement interval: 1, Authentication type: none
Preempt: yes, Accept-data mode: no, VIP count: 2, VIP: fe80::12:1:1:99,
fec0::12:1:1:99
Advertisement timer: 1.121s, Master router: fe80::12:1:1:1

```

```

Virtual router uptime: 00:03:47, Master router uptime: 00:03:41
Virtual MAC: 00:00:5e:00:02:01
Tracking: disabled

```

Physical interface: fe-0/0/2, Unit: 131, Vlan-id: 213, Address: fec0::13:1:1:1/120

```

Index: 69, SNMP ifIndex: 47, VRRP-Traps: enabled
Interface state: up, Group: 1, State: master
Priority: 200, Advertisement interval: 1, Authentication type: none
Preempt: yes, Accept-data mode: no, VIP count: 2, VIP: fe80::13:1:1:99,
fec0::13:1:1:99
Advertisement timer: 0.327s, Master router: fe80::13:1:1:1
Virtual router uptime: 00:03:47, Master router uptime: 00:03:41
Virtual MAC: 00:00:5e:00:02:01
Tracking: disabled

```

### show vrrp detail (Route Track)

```

user@host> show vrrp detail
Physical interface: ge-1/2/0, Unit: 0, Address: 30.30.30.30/24
Index: 67, SNMP ifIndex: 379, VRRP-Traps: enabled, VRRP-Version: 2
Interface state: up, Group: 100, State: master
Priority: 150, Advertisement interval: 1, Authentication type: none
Preempt: yes, Accept-data mode: no, VIP count: 1, VIP: 30.30.30.100
Advertisement timer: 1.218s, Master router: 30.30.30.30
Virtual router uptime: 00:04:28, Master router uptime: 00:00:13
Virtual MAC: 00:00:5e:00:01:64
Tracking: enabled
Current priority: 150, Configured priority: 150
Priority hold-time: disabled
Interface tracking: disabled
Route tracking: enabled, Route count: 1

```

Route	VRF name	Route state	Priority cost
192.168.40.0/22	default	up	30

### show vrrp extensive

```

user@host> show vrrp extensive
Interface: ge-2/0/0.0, Interface index :65539, Groups: 1, Active :1
Interface VRRP PDU statistics
Advertisement sent :0
Advertisement received :0
Packets received :0
No group match received :0
Interface VRRP PDU error statistics
Invalid IPAH next type received :0
Invalid VRRP TTL value received :0
Invalid VRRP version received :0
Invalid VRRP PDU type received :0
Invalid VRRP authentication type received:0
Invalid VRRP IP count received :0
Invalid VRRP checksum received :0

Physical interface: ge-2/0/0, Unit: 0, Address: 10.10.10.1/24
Index: 65539, SNMP ifIndex: 648, VRRP-Traps: enabled, VRRP-Version: 3
Interface state: up, Group: 1, State: backup, VRRP Mode: Active
Priority: 100, Advertisement interval: 1, Authentication type: none
Advertisement threshold: 3, Computed send rate: 0
Preempt: yes, Accept-data mode: no, VIP count: 1, VIP: 10.10.10.2
Dead timer: 3.078s, Master priority: 0, Master router: 10.10.10.1
Virtual router uptime: 00:00:04

```

```

Tracking: disabled
Group VRRP PDU statistics
  Advertisement sent                :0
  Advertisement received            :0
Group VRRP PDU error statistics
  Bad authentication Type received  :0
  Bad password received             :0
  Bad MD5 digest received           :0
  Bad advertisement timer received  :0
  Bad VIP count received            :0
  Bad VIPADDR received              :0
Group state transition statistics
  Idle to master transitions        :0
  Idle to backup transitions        :1
  Backup to master transitions      :0
  Master to backup transitions      :0

```

### show vrrp interface

```

user@host> show vrrp interface
Interface: fe-0/0/0.121, Interface index: 67, Groups: 1, Active : 1
  Interface VRRP PDU statistics
    Advertisement sent                :      205
    Advertisement received            :          0
    Packets received                  :          0
    No group match received           :          0
  Interface VRRP PDU error statistics
    Invalid IPAH next type received   :          0
    Invalid VRRP TTL value received   :          0
    Invalid VRRP version received     :          0
    Invalid VRRP PDU type received    :          0
    Invalid VRRP authentication type received:          0
    Invalid VRRP IP count received    :          0
    Invalid VRRP checksum received    :          0

Physical interface: fe-0/0/0, Unit: 121, Vlan-id: 212, Address: fec0::12:1:1:1/120

Index: 67, SNMP ifIndex: 45, VRRP-Traps: enabled
Interface state: up, Group: 1, State: master
Priority: 200, Advertisement interval: 1, Authentication type: none
Preempt: yes, Accept-data mode: no, VIP count: 2, VIP: fe80::12:1:1:99,
fec0::12:1:1:99
Advertisement timer: 0.789s, Master router: fe80::12:1:1:1
Virtual router uptime: 00:04:26, Master router uptime: 00:04:20
Virtual MAC: 00:00:5e:00:02:01
Tracking: disabled
Group VRRP PDU statistics
  Advertisement sent                :      205
  Advertisement received            :          0
Group VRRP PDU error statistics
  Bad authentication type received:          0
  Bad password received            :          0
  Bad MD5 digest received          :          0
  Bad advertisement timer received:          0
  Bad VIP count received           :          0
  Bad VIPADDR received             :          0
Group state transition statistics
  Idle to master transitions        :          0
  Idle to backup transitions        :          1
  Backup to master transitions      :          1
  Master to backup transitions      :          0

```

**show vrrp nsr**

This command is identical to **show vrrp**. The only difference is that the **VR state** column displays the current VRRP state on the master Routing Engine, which is the future VRRP state for the backup Routing Engine.

```
user@host>show vrrp nsr
```

Interface	State	Group	VR state	VR Mode	Type	Address
ge-1/0/1.0	up	1	master	Active	lcl	10.0.0.1
					vip	10.0.0.3
ge-1/0/1.0	up	2	master	Active	lcl	20.0.0.1
					vip	20.0.0.3
ge-1/0/1.0	up	3	master	Active	lcl	30.0.0.1
					vip	30.0.0.3
ge-1/0/1.0	up	4	master	Active	lcl	40.0.0.1
					vip	40.0.0.3
ge-1/0/1.0	up	5	master	Active	lcl	50.0.0.1
					vip	50.0.0.3
ge-1/0/1.0	up	1	master	Active	lcl	1000::1
fe80::200:5eff:fe00:1					vip	
					vip	1000::3
ge-1/0/1.0	up	2	master	Active	lcl	2000::1
fe80::200:5eff:fe00:2					vip	
					vip	2000::3
ge-1/0/1.0	up	3	master	Active	lcl	3000::1
fe80::200:5eff:fe00:3					vip	
					vip	3000::3
ge-1/0/1.0	up	4	master	Active	lcl	4000::1
fe80::200:5eff:fe00:4					vip	
					vip	4000::3
ge-1/0/1.0	up	5	master	Active	lcl	5000::1
fe80::200:5eff:fe00:5					vip	
					vip	5000::3

### show vrrp summary

```
user@host> show vrrp summary
Interface      State      Group  VR state  Type  Address
ge-4/2/0.0    up         1      backup    lcl   10.57.0.2
vip           10.57.0.100
```

### show vrrp track detail

```
user@host> show vrrp track detail
Tracked interface: ae1.211
State: up, Speed: 400m
Incurred priority cost: 0
Threshold      Priority cost  Active
400m           10
300m           60
200m           110
100m           160
down           190
Tracking VRRP interface: ae0.210, Group: 1
VR State: master
Current priority: 200, Configured priority: 200
Priority hold-time: disabled, Remaining-time: 50.351
```

### show vrrp track summary

```
user@host> show vrrp track summary
Track if      State  Speed  VRRP if  Group  VR State  Current priority
ae1.211       up     400m   ae0.210  1      master    200
```



## PART 4

# Troubleshooting

- [Interface Diagnostics on page 351](#)



## CHAPTER 6

# Interface Diagnostics

- [Interface Diagnostics on page 351](#)

## Interface Diagnostics

---

You can use two diagnostic tools to test the physical layer connections of interfaces: loopback testing and bit error rate test (BERT) testing. Loopback testing enables you to verify the connectivity of a circuit. BERT testing enables you to identify poor signal quality on a circuit. This section contains the following topics:

- [Configuring Loopback Testing on page 351](#)
- [Interface Diagnostics on page 353](#)

## Configuring Loopback Testing

Loopback testing allows you to verify the connectivity of a circuit. You can configure any of the following interfaces to execute a loopback test: Aggregated Ethernet, Fast Ethernet, Gigabit Ethernet, E1, E3, NxDS0, serial, SONET/SDH, T1, and T3.

The physical path of a network data circuit usually consists of segments interconnected by devices that repeat and regenerate the transmission signal. The transmit path on one device connects to the receive path on the next device. If a circuit fault occurs in the form of a line break or a signal corruption, you can isolate the problem by using a loopback test. Loopback tests allow you to isolate segments of the circuit and test them separately.

To do this, configure a *line loopback* on one of the routers. Instead of transmitting the signal toward the far-end device, the line loopback sends the signal back to the originating router. If the originating router receives back its own data link layer packets, you have verified that the problem is beyond the originating router. Next, configure a line loopback farther away from the local router. If this originating router does not receive its own data link layer packets, you can assume the problem is on one of the segments between the local router and the remote router's interface card. In this case, the next troubleshooting step is to configure a line loopback closer to the local router to find the source of the problem.

There are several types of loopback testing supported by the Junos OS, as follows:

- DCE local—Loops packets back on the local DCE.
- DCE remote—Loops packets back on the remote DCE.

- **Local**—Useful for troubleshooting physical PIC errors. Configuring local loopback on an interface allows transmission of packets to the channel service unit (CSU) and then to the circuit toward the far-end device. The interface receives its own transmission, which includes data and timing information, on the local router's PIC. The data received from the CSU is ignored. To test a local loopback, issue the **show interfaces *interface-name*** command. If PPP keepalives transmitted on the interface are received by the PIC, the **Device Flags** field contains the output **Loop-Detected**.
- **Payload**—Useful for troubleshooting the physical circuit problems between the local router and the remote router. A payload loopback loops data only (without clocking information) on the remote router's PIC. With payload loopback, overhead is recalculated.
- **Remote**—Useful for troubleshooting the physical circuit problems between the local router and the remote router. A remote loopback loops packets, including both data and timing information, back on the remote router's interface card. A router at one end of the circuit initiates a remote loopback toward its remote partner. When you configure a remote loopback, the packets received from the physical circuit and CSU are received by the interface. Those packets are then retransmitted by the PIC back toward the CSU and the circuit. This loopback tests all the intermediate transmission segments.

Table 14 on page 352 shows the loopback modes supported on the various interface types.

**Table 14: Loopback Modes by Interface Type**

Interface	Loopback Modes	Usage Guidelines
Aggregated Ethernet, Fast Ethernet, Gigabit Ethernet	Local	<i>Configuring Ethernet Loopback Capability</i>
Circuit Emulation E1	Local and remote	<i>Configuring E1 Loopback Capability</i>
Circuit Emulation T1	Local and remote	<i>Configuring T1 Loopback Capability</i>
E1 and E3	Local and remote	<i>Configuring E1 Loopback Capability and Configuring E3 Loopback Capability</i>
NxDSO	Payload	<i>Configuring Channelized E1 IQ and IQE Interfaces, Configuring T1 and NxDSO Interfaces, Configuring Channelized OC12/STM4 IQ and IQE Interfaces (SONET Mode), Configuring Channelized STM1 IQ and IQE Interfaces, and Configuring Channelized T3 IQ Interfaces</i>
Serial (V.35 and X.21)	Local and remote	<i>Configuring Serial Loopback Capability</i>
Serial (EIA-530)	DCE local, DCE remote, local, and remote	<i>Configuring Serial Loopback Capability</i>
SONET/SDH	Local and remote	<i>Configuring SONET/SDH Loopback Capability</i>

Table 14: Loopback Modes by Interface Type (*continued*)

Interface	Loopback Modes	Usage Guidelines
T1 and T3	Local, payload, and remote	<i>Configuring T1 Loopback Capability</i> and <i>Configuring T3 Loopback Capability</i>  <i>See also Configuring the T1 Remote Loopback Response</i>

To configure loopback testing, include the **loopback** statement:

**loopback mode;**

You can include this statement at the following hierarchy levels:

- [edit interfaces *interface-name* **aggregated-ether-options**]
- [edit interfaces *interface-name* **ds0-options**]
- [edit interfaces *interface-name* **e1-options**]
- [edit interfaces *interface-name* **e3-options**]
- [edit interfaces *interface-name* **fastether-options**]
- [edit interfaces *interface-name* **gigether-options**]
- [edit interfaces *interface-name* **serial-options**]
- [edit interfaces *interface-name* **sonet-options**]
- [edit interfaces *interface-name* **t1-options**]
- [edit interfaces *interface-name* **t3-options**]

## Interface Diagnostics

BERT allows you to troubleshoot problems by checking the quality of links. You can configure any of the following interfaces to execute a BERT when the interface receives a request to run this test: E1, E3, T1, T3; the channelized DS3, OC3, OC12, and STM1 interfaces; and the channelized DS3 IQ, E1 IQ, and OC12 IQ interfaces.

A BERT test requires a line loop to be in place on either the transmission devices or the far-end router. The local router generates a known bit pattern and sends it out the transmit path. The received pattern is then verified against the sent pattern. The higher the bit error rate of the received pattern, the worse the noise is on the physical circuit. As you move the position of the line loop increasingly downstream toward the far-end router, you can isolate the troubled portion of the link.

To configure BERT, you must configure the duration of the test, the bit pattern to send on the transmit path, and the error rate to monitor when the inbound pattern is received.

To configure the duration of the test, the pattern to send in the bit stream, and the error rate to include in the bit stream, include the **bert-period**, **bert-algorithm**, and **bert-error-rate** statements, respectively, at the [edit interfaces *interface-name* **interface-type-options**] hierarchy level:

```
[edit interfaces interface-name interface-type-options]
bert-algorithm algorithm;
bert-error-rate rate;
bert-period seconds;
```

By default, the BERT period is 10 seconds. You can configure the BERT period to last from 1 through 239 seconds on some PICs and from 1 through 240 seconds on other PICs.

**rate** is the bit error rate. This can be an integer from 0 through 7, which corresponds to a bit error rate from  $10^{-0}$  (1 error per bit) to  $10^{-7}$  (1 error per 10 million bits).

**algorithm** is the pattern to send in the bit stream. For a list of supported algorithms, enter a ? after the **bert-algorithm** statement; for example:

```
[edit interfaces t1-0/0/0 t1-options]

user@host# set bert-algorithm ?
Possible completions:
pseudo-2e11-o152      Pattern is 2^11 - 1 (per 0.152 standard)
pseudo-2e15-o151      Pattern is 2^15 - 1 (per 0.152 standard)
pseudo-2e20-o151      Pattern is 2^20 - 1 (per 0.151 standard)
pseudo-2e20-o153      Pattern is 2^20 - 1 (per 0.153 standard)
...
```

For specific hierarchy information, see the individual interface types.



**NOTE:** The 4-port E1 PIC supports only the following algorithms:

pseudo-2e11-o152	Pattern is 2^11 - 1 (per 0.152 standard)
pseudo-2e15-o151	Pattern is 2^15 - 1 (per 0.151 standard)
pseudo-2e20-o151	Pattern is 2^20 - 1 (per 0.151 standard)
pseudo-2e23-o151	Pattern is 2^23 (per 0.151 standard)

When you issue the help command from the CLI, all BERT algorithm options are displayed, regardless of the PIC type, and no commit check is available. Unsupported patterns for a PIC type can be viewed in system log messages.



**NOTE:** The 12-port T1/E1 Circuit Emulation (CE) PIC supports only the following algorithms:

```
all-ones-repeating    Repeating one bits
all-zeros-repeating   Repeating zero bits
alternating-double-ones-zeros Alternating pairs of ones and zeros
alternating-ones-zeros Alternating ones and zeros
pseudo-2e11-o152      Pattern is 2^11 - 1 (per 0.152 standard)
pseudo-2e15-o151      Pattern is 2^15 - 1 (per 0.151 standard)
pseudo-2e20-o151      Pattern is 2^20 - 1 (per 0.151 standard)
pseudo-2e7            Pattern is 2^7 - 1
pseudo-2e9-o153       Pattern is 2^9 - 1 (per 0.153 standard)
repeating-1-in-4       1 bit in 4 is set
repeating-1-in-8       1 bit in 8 is set
repeating-3-in-24      3 bits in 24 are set
```

When you issue the help command from the CLI, all BERT algorithm options are displayed, regardless of the PIC type, and no commit check is available. Unsupported patterns for a PIC type can be viewed in system log messages.



**NOTE:** The IQE PICs support only the following algorithms:

```
all-ones-repeating    Repeating one bits
all-zeros-repeating   Repeating zero bits
alternating-double-ones-zeros Alternating pairs of ones and zeros
alternating-ones-zeros Alternating ones and zeros
pseudo-2e9-o153       Pattern is 2^9 - 1 (per 0.153 (511 type) standard)
pseudo-2e11-o152      Pattern is 2^11 - 1 (per 0.152 and 0.153 (2047 type)
standards)
pseudo-2e15-o151      Pattern is 2^15 - 1 (per 0.151 standard)
pseudo-2e20-o151      Pattern is 2^20 - 1 (per 0.151 standard)
pseudo-2e20-o153      Pattern is 2^20 - 1 (per 0.153 standard)
pseudo-2e23-o151      Pattern is 2^23 - 1 (per 0.151 standard)
repeating-1-in-4       1 bit in 4 is set
repeating-1-in-8       1 bit in 8 is set
repeating-3-in-24      3 bits in 24 are set
```

When you issue the help command from the CLI, all BERT algorithm options are displayed, regardless of the PIC type, and no commit check is available. Unsupported patterns for a PIC type can be viewed in system log messages.



**NOTE:** BERT is supported on the PDH interfaces of the Channelized SONET/SDH OC3/STM1 (Multi-Rate) MIC with SFP and the DS3/E3 MIC. The following BERT algorithms are supported:

all-ones-repeating	Repeating one bits
all-zeros-repeating	Repeating zero bits
alternating-double-ones-zeros	Alternating pairs of ones and zeros
alternating-ones-zeros	Alternating ones and zeros
repeating-1-in-4	1 bit in 4 is set
repeating-1-in-8	1 bit in 8 is set
repeating-3-in-24	3 bits in 24 are set
pseudo-2e9-o153	Pattern is $2^9 - 1$ (per 0.153 standard)
pseudo-2e11-o152	Pattern is $2^{11} - 1$ (per 0.152 standard)
pseudo-2e15-o151	Pattern is $2^{15} - 1$ (per 0.151 standard)
pseudo-2e20-o151	Pattern is $2^{20} - 1$ (per 0.151 standard)
pseudo-2e20-o153	Pattern is $2^{20} - 1$ (per 0.153 standard)
pseudo-2e23-o151	Pattern is $2^{23} - 1$ (per 0.151 standard)

Table 15 on page 356 shows the BERT capabilities for various interface types.

**Table 15: BERT Capabilities by Interface Type**

Interface	T1 BERT	T3 BERT	Comments
12-port T1/E1 Circuit Emulation	Yes (ports 0–11)		<ul style="list-style-type: none"> <li>Limited algorithms</li> </ul>
4-port Channelized OC3/STM1 Circuit Emulation	Yes (port 0–3)		<ul style="list-style-type: none"> <li>Limited algorithms</li> </ul>
E1 or T1	Yes (port 0–3)	Yes (port 0–3)	<ul style="list-style-type: none"> <li>Single port at a time</li> <li>Limited algorithms</li> </ul>
E3 or T3	Yes (port 0–3)	Yes (port 0–3)	<ul style="list-style-type: none"> <li>Single port at a time</li> </ul>
Channelized OC12	N/A	Yes (channel 0–11)	<ul style="list-style-type: none"> <li>Single channel at a time</li> <li>Limited algorithms</li> <li>No bit count</li> </ul>
Channelized STM1	Yes (channel 0–62)	N/A	<ul style="list-style-type: none"> <li>Multiple channels</li> <li>Only one algorithm</li> <li>No error insert</li> <li>No bit count</li> </ul>
Channelized T3 and Multichannel T3	Yes (channel 0–27)	Yes (port 0–3 on channel 0)	<ul style="list-style-type: none"> <li>Multiple ports and channels</li> <li>Limited algorithms for T1</li> <li>No error insert for T1</li> <li>No bit count for T1</li> </ul>

These limitations do not apply to channelized IQ interfaces. For information about BERT capabilities on channelized IQ interfaces, see *Channelized IQ and IQE Interfaces Properties*.

### Starting and Stopping a BERT Test

Before you can start the BERT test, you must disable the interface. To do this, include the **disable** statement at the **[edit interfaces *interface-name*]** hierarchy level:

```
[edit interfaces interface-name]
disable;
```

After you configure the BERT properties and commit the configuration, begin the test by issuing the **test interface *interface-name* *interface-type*-bert-start** operational mode command:

```
user@host> test interface interface-name interface-type-bert-start
```

The test runs for the duration you specify with the **bert-period** statement. If you wish to terminate the test sooner, issue the **test interface *interface-name* *interface-type*-bert-stop** command:

```
user@host> test interface interface-name interface-type-bert-stop
```

For example:

```
user@host> test interface t3-1/2/0 t3-bert-start
user@host> test interface t3-1/2/0 t3-bert-stop
```

To view the results of the BERT test, issue the **show interfaces extensive | find BERT** command:

```
user@host> show interfaces interface-name extensive | find BERT
```

For more information about running and evaluating the results of the BERT procedure, see the [CLI Explorer](#).



**NOTE:** To exchange BERT patterns between a local router and a remote router, include the **loopback remote** statement in the interface configuration at the remote end of the link. From the local router, issue the **test interface** command.

### Example: Configuring Bit Error Rate Testing

Configure a BERT test on a T3 interface. In this example, the run duration lasts for 120 seconds. The configured error rate is 0, which corresponds to a bit error rate of  $10^{-0}$  (1 error per bit). The configured bit pattern of **all-ones-repeating** means that every bit the interface sends is a set to a value of 1.

```
[edit interfaces]
t3-1/2/0 {
  t3-options {
    bert algorithm all-ones-repeating;
    bert-error-rate 0;
    bert-period 120;
```

```
}  
}
```

## PART 5

# Index

- [Index on page 361](#)



# Index

## Symbols

#, comments in configuration statements.....	xii
( ), in syntax descriptions.....	xii
40-Gigabit Ethernet PIC	
configuration.....	7
Overview.....	3
802.1Q VLANs	
mixed VLAN tagging.....	69, 94
VLAN IDs.....	136, 140
VLAN tagging.....	141
802.3ad statement.....	38
< >, in syntax descriptions.....	xii
[ ], in configuration statements.....	xii
{ }, in configuration statements.....	xii
(pipe), in syntax descriptions.....	xii

## A

accept-source-mac statement.....	39
address statement.....	41
aggregate (logical interface) policer	
configuration statement for.....	91
aggregated Ethernet interfaces	
status information, displaying.....	291
aggregated-devices statement.....	44
aggregated-ether-options statement.....	45

## B

bandwidth-limit statement	
policer for Gigabit Ethernet interface.....	46
BERT	
configuring interface diagnostics.....	353
bert-algorithm statement	
usage guidelines.....	353
bert-error-rate statement	
usage guidelines.....	353
bert-period statement	
usage guidelines.....	353
bit error rate test See BERT	
braces, in configuration statements.....	xii

## brackets

angle, in syntax descriptions.....	xii
square, in configuration statements.....	xii

## burst-size-limit statement

policer for Gigabit Ethernet interface.....	47
---	----

## C

### CCC

encapsulation	
VLAN-bundled dual-tag logical	
interfaces.....	143
VLAN-bundled single-tag logical	
interfaces.....	138

### chassis

installed hardware, displaying.....	150
serial numbers, displaying.....	150

### chassis statement.....

### circuit cross-connect (CCC)

encapsulation	
VLAN-bundled dual-tag logical	
interfaces.....	143
VLAN-bundled single-tag logical	
interfaces.....	138

### classifier statement.....

### comments, in configuration statements.....

### conventions

text and syntax.....	xi
curly braces, in configuration statements.....	xii
customer support.....	xiii
contacting JTAC.....	xiii

## D

### device-count statement.....

### disable statement

link protection.....	48
----------------------	----

### documentation

comments on.....	xiii
------------------	------

### dual-tag framing

VLAN ID list.....	143
-------------------	-----

### dynamic profiles statements

vlan-tags.....	142
----------------	-----

## E

### egress-policer-overhead statement.....

### encapsulation statement

logical interfaces.....	50
physical interface.....	54

Ethernet interfaces	
mixed VLAN tagging.....	69, 94
status information, displaying	
aggregated.....	291
Gigabit Ethernet.....	302
VLAN IDs.....	136
VLAN tagging.....	141
ethernet statement.....	64
chassis.....	64
Ethernet VLAN circuit	
VLAN ID list.....	138
ethernet-policer-profile statement.....	65
ethernet-switch-profile statement.....	66

## F

family bridge	
VLAN ID list.....	139
family statement.....	59
Fast Ethernet interfaces	
VLAN IDs.....	136
VLAN tagging.....	141
fast-aps-switch statement.....	68
flexible-vlan-tagging statement.....	69
font conventions.....	xi
FPC	
installed, displaying list.....	151

## G

Gigabit Ethernet interfaces	
status information, displaying.....	302
VLAN IDs.....	136, 140
VLAN tagging.....	141
Gigabit Ethernet IQ PIC	
traffic and MAC statistics.....	302
gether-options statement.....	71

## H

hardware, installed, displaying.....	150
--------------------------------------	-----

## I

ieee802.1p statement.....	72
IGMP snooping	
enabling.....	73
multicast-router interface.....	100
igmp-snooping statement.....	73
inner-tag-protocol-id statement.....	77, 79
inner-vlan-id statement.....	78, 80
input-policer statement.....	74
input-priority-map statement.....	75

input-three-color statement.....	76
interface-mode statement.....	83
interfaces	
configuration statements.....	10
mixed VLAN tagging.....	69, 94
interfaces statement.....	82

## L

lACP statement	
802.3ad.....	84
Aggregated Ethernet.....	85
layer2-policer statement.....	87
link protection	
disable statement.....	48
non-revertive statement.....	102
revertive statement.....	119
link-protection statement.....	88
logical interface (aggregate) policer	
configuration statement for.....	91
logical interface-policer statement.....	91
logical interfaces	
VLAN IDs.....	136, 140
VLAN-bundled	
dual-tag.....	143
single-tag.....	138
logical systems	
configuration statements.....	26
loopback testing.....	351
loss-priority statement.....	92

## M

mac-address statement	
Accept Source Mac.....	92
mac-learn-enable statement.....	93
manuals	
comments on.....	xiii
maximum-links command.....	95
mc-ae statement.....	96
minimum-links statement.....	99
mixed VLAN tagging.....	69, 94
multi-chassis-protection	
peer statement.....	108
multi-chassis-protection statement.....	101
multicast-router-interface statement	
IGMP snooping.....	100

## N

native-vlan-id statement.....	94
no-mac-learn-enable statement.....	93

no-source-filtering statement.....120  
 non-revertive statement.....102

## O

OAM  
     configuration statements.....31  
 output-policer statement.....104  
 output-priority-map statement.....105  
 output-three-color statement.....103  
 output-vlan-map statement  
     Aggregated Ethernet.....106  
     Gigabit Ethernet IQ.....107

## P

parentheses, in syntax descriptions.....xii  
 peer statement.....108  
 periodic statement.....109  
 physical interfaces  
     mixed VLAN tagging.....69, 94  
     VLAN tagging.....141  
 PICs  
     installed, displaying list.....151  
     status  
         displaying for a specific PIC.....277  
 policer statement  
     CoS.....110  
     interface MAC.....111  
 pop statement  
     Gigabit Ethernet IQ interfaces.....113  
 pop-pop statement  
     Gigabit Ethernet IQ interfaces.....114  
 pop-swap statement  
     Gigabit Ethernet IQ interfaces.....115  
 port-priority statement  
     LACP.....116  
 premium  
     policer.....112  
 premium statement  
     output priority map.....112  
 protocols OAM  
     configuration statements.....31  
 pseudowires  
     mixed VLAN tagging.....69  
 push statement  
     Gigabit Ethernet IQ interfaces.....117  
 push-push statement  
     Gigabit Ethernet IQ interfaces.....118

## R

revertive statement.....119

## S

serial numbers, displaying.....150  
 show chassis hardware command.....150  
 show chassis pic command.....277  
 show interfaces (10-Gigabit Ethernet)  
     command.....302  
 show interfaces (Aggregated Ethernet)  
     command.....291  
 show oam ethernet link-fault-management  
     command.....328  
 show vrrp command.....338  
 source-filtering statement.....120  
 stacked VLAN-tag framing  
     VLAN ID list.....145  
 stacked-vlan-tagging statement.....121  
 support, technical See technical support  
 swap statement  
     Gigabit Ethernet IQ interfaces.....122  
 swap-by-poppush statement  
     Gigabit Ethernet IQ2 and IQ2E interfaces.....122  
 swap-push statement  
     Gigabit Ethernet IQ interfaces.....123  
 swap-swap statement  
     Gigabit Ethernet IQ interfaces.....124  
 syntax conventions.....xi  
 system-priority statement  
     LACP.....125

## T

tag-protocol-id statement  
     TPID to rewrite.....127  
     TPIDs expected to be sent or received.....126  
 technical support  
     contacting JTAC.....xiii  
 traceoptions statement  
     LACP.....128  
 trunk interface.....83  
 trunk port.....83  
     VLAN ID list.....139

## U

unit statement.....130

## V

VLAN IDs.....140  
 VLAN tagging.....141

vlan-id statement	
802.1Q VLANs.....	136
Ethernet interfaces.....	136
rewriting at ingress or egress.....	137
vlan-id-list statement	
bridge domain.....	139
Ethernet VLAN circuit.....	138
vlan-id-range statement.....	140
Ethernet interfaces.....	140
vlan-rewrite statement.....	146
vlan-tagging statement.....	141
vlan-tags statement	
dual-tag framing.....	143
dynamic profiles.....	142
stacked VLAN tags.....	145
VRRP	
statistics	
displaying.....	338